Anhang 4-G – Analyseergebnisse und Abbildungen, TENAYA (GR40306), LUCERNE (GR40844)

Das Dokument ist nach folgender Struktur aufgebaut:

Die Daten aller Wirksamkeitsendpunkte sind zu Jahr 1 und zu Jahr 2 dargestellt. Die Daten zur Verträglichkeit sind zum Complete follow up (CFU) dargestellt. Zu jedem Endpunkt ist die Hauptauswertung mit den Ergebnissen der gepoolten Analyse sowie den Ergebnissen der Einzelstudien gezeigt.

Inhaltsverzeichnis

Seite

Behandlungsintervalle 1
Anteil der Patienten auf einem Q8W-Behandlungsintervall 1
Anteil der Patienten auf einem Q12W-Behandlungsintervall 4
Anteil der Patienten auf einem Q16W-Behandlungsintervall 7
Übersicht: Anteil der Patienten auf einem Q8W-, Q12W- oder Q16W-Intervall an den Studienvisiten zu Woche 24 sowie zwischen Woche 60-112 10
Anteil der Patienten auf einem Behandlungsintervall von Q12W oder Q16W ohne Verkürzung des Behandlungsintervalls unter Q12W 11
Sehschärfe 12
Veränderung der BCVA 12
Anteil der Patienten mit einem Gewinn von ≥ 10 Buchstaben in der BCVA 19
Anteil der Patienten, bei denen ein Verlust von ≥ 10 Buchstaben in der BCVA vermieden werden kann 21
Morphologische Veränderungen 23
Veränderung der CST 23
Anteil der Patienten mit Abwesenheit von IRF 30
Gesundheitsbezogene Lebensqualität 32
NEI VFQ-25 Composite Score 32
NEI VFQ-25 Subskala allgemeiner Gesundheitszustand 34
NEI VFQ-25 Subskala allgemeine Sehkraft 36
NEI VFQ-25 Subskala Augenschmerzen 38
NEI VFQ-25 Subskala Nahsicht 40
NEI VFQ-25 Subskala Fernsicht 42
NEI VFQ-25 Subskala sehbedingte soziale Funktionsfähigkeit 44
NEI VFQ-25 Subskala sehbedingtes psychisches Befinden 46
NEI VFQ-25 Subskala sehbedingte Ausübung sozialer Rollen 48
NEI VFQ-25 Subskala sehbedingte Abhängigkeit von anderen 50
NEI VFQ-25 Subskala Probleme mit dem Autofahren 52
NEI VFQ-25 Subskala peripheres Sehen 54
NEI VFQ-25 Subskala Farbensehen 56
Verträglichkeit 58
Generelle Verträglichkeit 58
Jegliche unerwünschte Ereignisse (UE) 58
Okulare UE (Studienauge) 59
Okulare UE (Nicht-Studienauge) 60
Moderate UE 61
Schwere UE 62
Schwerwiegende UE (SUE) 63
Okulare SUE (Studienauge) 64
Okulare SUE (Nicht-Studienauge) 65

UE, die zum Behandlungsabbruch führten 66
UE mit Todesfolge 67
Kausaler Zusammenhang UE mit Todesfolge - Faricimab 68
Jegliche UE nach SOC und PT 69
Moderate UE nach SOC und PT 107
Schwere UE nach SOC und PT 129
SUE nach SOC und PT 140
UE, die zum Behandlungsabbruch führten nach SOC und PT (deskriptiv) 153
UE mit Todesfolge nach SOC und PT 156
Spezifische Verträglichkeit 159
Ausgewählte okulare UE (Studienauge) 159
Ausgewählte okulare UE (Nicht-Studienauge) 161
Ausgewählte okulare UE (Studienauge, schwer) 163
Ausgewählte okulare UE (Nicht-Studienauge, schwer) 165
Ausgewählte okulare UE (Studienauge, schwerwiegend) 167
Ausgewählte okulare UE (Nicht-Studienauge, schwerwiegend) 169
Unerwünschte Ereignisse von besonderem Interesse (AESI) 171
Schwere AESI 181
Schwerwiegende AESI 191
Weitere Analysen 201
Studiendauer und Zeit in der PRO erhoben wurden 201
Exposition mit dem Studienmedikament 204
Zusammenfassung Patientendisposition und Abbruchgründe 205
Demografie und Baseline Charakteristika 210
Okulare Baseline Charakteristika des Studienauges 216
Nicht-okulare Baseline Charakteristika 225
Okulare medizinische Vorgeschichte des Studienauges 234
Frühere gezielte nicht-okulare medizinische Vorgeschichte 238
Frühere gezielte okulare Therapien/Behandlung am Studienauge 244
Begleitende nicht-okulare Medikamente nach Medikamentenklasse und Wirkstoff (preferred name) 249

POPULATION: Intent-To-Treat Population
ENDPOINT: Proportion of Patients on a Q8W treatment interval at Week 24
MODEL: descriptive
STUDY: GR40306 & GR40844
Dichotomous Analysis by Visit (Efficacy)

			Faricimab (N=665)			
			Patients		Patients with Event	
Name	Visit	Level	n	%	n	%
All	Week 24	n/a	650	97,7	142	21,8
Study	Week 24	Tenaya	324	48,7	67	20,7
		Lucerne	326	49,0	75	23,0

Clinical cut-off: TENAYA 24MAR2022 and LUCERNE 23MAR2022

Program: root/clinical_studies/RO6867461/CDPT7716/share/ACE_pool_nAMD_Base/prod/program/t_eff_resp_visit2.sas
Output: root/clinical_studies/RO6867461/CDPT7716/share/ACE_pool_nAMD_CSR_Final/prod/output/t_eff_resp_visit2_W24_PTI8_IT_MAR2022_nAMD.xls
24AUG2022 8:15

POPULATION: Intent-To-Treat Population
ENDPOINT: Proportion of Patients on a Q8W treatment interval
MODEL: descriptive
STUDY: GR40306 & GR40844
Dichotomous Analysis by Visit (Efficacy)

			Faricimab (N=665)			
			Patients		Patients with Event	
Name	Visit	Level	n	%	n	%
All	Week 48	n/a	631	94,9	134	21,2
	Week 52	n/a	623	93,7	131	21,0
	Week 56	n/a	617	92,8	129	20,9
	Week 60	n/a	607	91,3	127	20,9
	Week 64	n/a	602	90,5	152	25,2
	Week 68	n/a	596	89,6	155	26,0
	Week 72	n/a	592	89,0	144	24,3
	Week 76	n/a	589	88,6	158	26,8
	Week 80	n/a	585	88,0	159	27,2
	Week 84	n/a	579	87,1	157	27,1
	Week 88	n/a	577	86,8	139	24,1
	Week 92	n/a	575	86,5	148	25,7
	Week 96	n/a	571	85,9	141	24,7
	Week 100	n/a	567	85,3	139	24,5
	Week 104	n/a	564	84,8	132	23,4
	Week 108	n/a	560	84,2	132	23,6
	Week 112	n/a	558	83,9	124	22,2
Study	Week 48	Tenaya	315	47,4	64	20,3
		Lucerne	316	47,5	70	22,2
	Week 52	Tenaya	312	46,9	63	20,2
		Lucerne	311	46,8	68	21,9
	Week 56	Tenaya	309	46,5	62	20,1
		Lucerne	308	46,3	67	21,8
	Week 60	Tenaya	302	45,4	61	20,2
		Lucerne	305	45,9	66	21,6
	Week 64	Tenaya	298	44,8	78	26,2
		Lucerne	304	45,7	74	24,3
	Week 68	Tenaya	295	44,4	78	26,4
		Lucerne	301	45,3	77	25,6
	Week 72	Tenaya	293	44,1	74	25,3
		Lucerne	299	45,0	70	23,4
	Week 76	Tenaya	291	43,8	85	29,2
		Lucerne	298	44,8	73	24,5

	Week 80	Tenaya	287	43,2	80	27,9
		Lucerne	298	44,8	79	26,5
	Week 84	Tenaya	283	42,6	78	27,6
		Lucerne	296	44,5	79	26,7
	Week 88	Tenaya	281	42,3	72	25,6
		Lucerne	296	44,5	67	22,6
	Week 92	Tenaya	279	42,0	79	28,3
		Lucerne	296	44,5	69	23,3
	Week 96	Tenaya	278	41,8	74	26,6
		Lucerne	293	44,1	67	22,9
	Week 100	Tenaya	277	41,7	72	26,0
		Lucerne	290	43,6	67	23,1
	Week 104	Tenaya	276	41,5	70	25,4
		Lucerne	288	43,3	62	21,5
	Week 108	Tenaya	273	41,1	71	26,0
		Lucerne	287	43,2	61	21,3
	Week 112	Tenaya	271	40,8	70	25,8
		Lucerne	287	43,2	54	18,8

Clinical cut-off: TENAYA 24MAR2022 and LUCERNE 23MAR2022

Program: root/clinical_studies/RO6867461/CDPT7716/share/ACE_pool_nAMD_Base/prod/program/t_eff_resp_visit.sas
Output: root/clinical_studies/RO6867461/CDPT7716/share/ACE_pool_nAMD_CSR_Final/prod/output/t_eff_resp_visit_PTI8_IT_MAR2022_nAMD.xls
12MAY2022 15:35

POPULATION: Intent-To-Treat Population
ENDPOINT: Proportion of Patients on a Q12W treatment interval at Week 24
MODEL: descriptive
STUDY: GR40306 & GR40844
Dichotomous Analysis by Visit (Efficacy)

			Faricimab (N=665)			
			Patients		Patients with Event	
Name	Visit	Level	n	%	n	%
All	Week 24	n/a	650	97,7	219	33,7
Study	Week 24	Tenaya	324	48,7	109	33,6
		Lucerne	326	49,0	110	33,7

Clinical cut-off: TENAYA 24MAR2022 and LUCERNE 23MAR2022

Program: root/clinical_studies/RO6867461/CDPT7716/share/ACE_pool_nAMD_Base/prod/program/t_eff_resp_visit2.sas
Output: root/clinical_studies/RO6867461/CDPT7716/share/ACE_pool_nAMD_CSR_Final/prod/output/t_eff_resp_visit2_W24_PTI12_IT_MAR2022_nAMD.xls
24AUG2022 8:16

POPULATION: Intent-To-Treat Population
ENDPOINT: Proportion of Patients on a Q12W treatment interval
MODEL: descriptive
STUDY: GR40306 & GR40844
Dichotomous Analysis by Visit (Efficacy)

			Faricimab (N=665)			
			Patients		Patients with Event	
Name	Visit	Level	n	%	n	%
All	Week 48	n/a	631	94,9	211	33,4
	Week 52	n/a	623	93,7	210	33,7
	Week 56	n/a	617	92,8	207	33,5
	Week 60	n/a	607	91,3	201	33,1
	Week 64	n/a	602	90,5	160	26,6
	Week 68	n/a	596	89,6	139	23,3
	Week 72	n/a	592	89,0	143	24,2
	Week 76	n/a	589	88,6	85	14,4
	Week 80	n/a	585	88,0	94	16,1
	Week 84	n/a	579	87,1	87	15,0
	Week 88	n/a	577	86,8	95	16,5
	Week 92	n/a	575	86,5	82	14,3
	Week 96	n/a	571	85,9	99	17,3
	Week 100	n/a	567	85,3	84	14,8
	Week 104	n/a	564	84,8	79	14,0
	Week 108	n/a	560	84,2	70	12,5
	Week 112	n/a	558	83,9	82	14,7
Study	Week 48	Tenaya	315	47,4	107	34,0
		Lucerne	316	47,5	104	32,9
	Week 52	Tenaya	312	46,9	107	34,3
		Lucerne	311	46,8	103	33,1
	Week 56	Tenaya	309	46,5	106	34,3
		Lucerne	308	46,3	101	32,8
	Week 60	Tenaya	302	45,4	101	33,4
		Lucerne	305	45,9	100	32,8
	Week 64	Tenaya	298	44,8	93	31,2
		Lucerne	304	45,7	67	22,0
	Week 68	Tenaya	295	44,4	77	26,1
		Lucerne	301	45,3	62	20,6
	Week 72	Tenaya	293	44,1	77	26,3
		Lucerne	299	45,0	66	22,1
	Week 76	Tenaya	291	43,8	45	15,5
		Lucerne	298	44,8	40	13,4

	Week 80	Tenaya	287	43,2	56	19,5
		Lucerne	298	44,8	38	12,8
	Week 84	Tenaya	283	42,6	56	19,8
		Lucerne	296	44,5	31	10,5
	Week 88	Tenaya	281	42,3	56	19,9
		Lucerne	296	44,5	39	13,2
	Week 92	Tenaya	279	42,0	43	15,4
		Lucerne	296	44,5	39	13,2
	Week 96	Tenaya	278	41,8	51	18,3
		Lucerne	293	44,1	48	16,4
	Week 100	Tenaya	277	41,7	46	16,6
		Lucerne	290	43,6	38	13,1
	Week 104	Tenaya	276	41,5	44	15,9
		Lucerne	288	43,3	35	12,2
	Week 108	Tenaya	273	41,1	39	14,3
		Lucerne	287	43,2	31	10,8
	Week 112	Tenaya	271	40,8	41	15,1
		Lucerne	287	43,2	41	14,3

Clinical cut-off: TENAYA 24MAR2022 and LUCERNE 23MAR2022

Program: root/clinical_studies/RO6867461/CDPT7716/share/ACE_pool_nAMD_Base/prod/program/t_eff_resp_visit.sas
Output: root/clinical_studies/RO6867461/CDPT7716/share/ACE_pool_nAMD_CSR_Final/prod/output/t_eff_resp_visit_PTI12_IT_MAR2022_nAMD.xls
12MAY2022 15:36

POPULATION: Intent-To-Treat Population
ENDPOINT: Proportion of Patients on a Q16W treatment interval at Week 24
MODEL: descriptive
STUDY: GR40306 & GR40844
Dichotomous Analysis by Visit (Efficacy)

			Faricimab (N=665)			
			Patients		Patients with Event	
Name	Visit	Level	n	%	n	%
All	Week 24	n/a	650	97,7	289	44,5
Study	Week 24	Tenaya	324	48,7	148	45,7
		Lucerne	326	49,0	141	43,3

Clinical cut-off: TENAYA 24MAR2022 and LUCERNE 23MAR2022

Program: root/clinical_studies/RO6867461/CDPT7716/share/ACE_pool_nAMD_Base/prod/program/t_eff_resp_visit2.sas
Output: root/clinical_studies/RO6867461/CDPT7716/share/ACE_pool_nAMD_CSR_Final/prod/output/t_eff_resp_visit2_W24_PTI16_IT_MAR2022_nAMD.xls
24AUG2022 8:18

POPULATION: Intent-To-Treat Population
ENDPOINT: Proportion of Patients on a Q16W treatment interval
MODEL: descriptive
STUDY: GR40306 & GR40844
Dichotomous Analysis by Visit (Efficacy)

			Faricimab (N=665)			
			Patients		Patients with Event	
Name	Visit	Level	n	%	n	%
All	Week 48	n/a	631	94,9	286	45,3
	Week 52	n/a	623	93,7	282	45,3
	Week 56	n/a	617	92,8	281	45,5
	Week 60	n/a	607	91,3	279	46,0
	Week 64	n/a	602	90,5	290	48,2
	Week 68	n/a	596	89,6	302	50,7
	Week 72	n/a	592	89,0	305	51,5
	Week 76	n/a	589	88,6	346	58,7
	Week 80	n/a	585	88,0	332	56,8
	Week 84	n/a	579	87,1	335	57,9
	Week 88	n/a	577	86,8	343	59,4
	Week 92	n/a	575	86,5	345	60,0
	Week 96	n/a	571	85,9	331	58,0
	Week 100	n/a	567	85,3	344	60,7
	Week 104	n/a	564	84,8	353	62,6
	Week 108	n/a	560	84,2	358	63,9
	Week 112	n/a	558	83,9	352	63,1
Study	Week 48	Tenaya	315	47,4	144	45,7
		Lucerne	316	47,5	142	44,9
	Week 52	Tenaya	312	46,9	142	45,5
		Lucerne	311	46,8	140	45,0
	Week 56	Tenaya	309	46,5	141	45,6
		Lucerne	308	46,3	140	45,5
	Week 60	Tenaya	302	45,4	140	46,4
		Lucerne	305	45,9	139	45,6
	Week 64	Tenaya	298	44,8	127	42,6
		Lucerne	304	45,7	163	53,6
	Week 68	Tenaya	295	44,4	140	47,5
		Lucerne	301	45,3	162	53,8
	Week 72	Tenaya	293	44,1	142	48,5
		Lucerne	299	45,0	163	54,5
	Week 76	Tenaya	291	43,8	161	55,3
		Lucerne	298	44,8	185	62,1

	Week 80	Tenaya	287	43,2	151	52,6
		Lucerne	298	44,8	181	60,7
	Week 84	Tenaya	283	42,6	149	52,7
		Lucerne	296	44,5	186	62,8
	Week 88	Tenaya	281	42,3	153	54,4
		Lucerne	296	44,5	190	64,2
	Week 92	Tenaya	279	42,0	157	56,3
		Lucerne	296	44,5	188	63,5
	Week 96	Tenaya	278	41,8	153	55,0
		Lucerne	293	44,1	178	60,8
	Week 100	Tenaya	277	41,7	159	57,4
		Lucerne	290	43,6	185	63,8
	Week 104	Tenaya	276	41,5	162	58,7
		Lucerne	288	43,3	191	66,3
	Week 108	Tenaya	273	41,1	163	59,7
		Lucerne	287	43,2	195	67,9
	Week 112	Tenaya	271	40,8	160	59,0
		Lucerne	287	43,2	192	66,9

Clinical cut-off: TENAYA 24MAR2022 and LUCERNE 23MAR2022

Program: root/clinical_studies/RO6867461/CDPT7716/share/ACE_pool_nAMD_Base/prod/program/t_eff_resp_visit.sas
Output: root/clinical_studies/RO6867461/CDPT7716/share/ACE_pool_nAMD_CSR_Final/prod/output/t_eff_resp_visit_PTI16_IT_MAR2022_nAMD.xls
12MAY2022 15:38

Population: Intent-to-Treat Population B vs. C
Model: descriptive
Study: GR40306 & GR40844

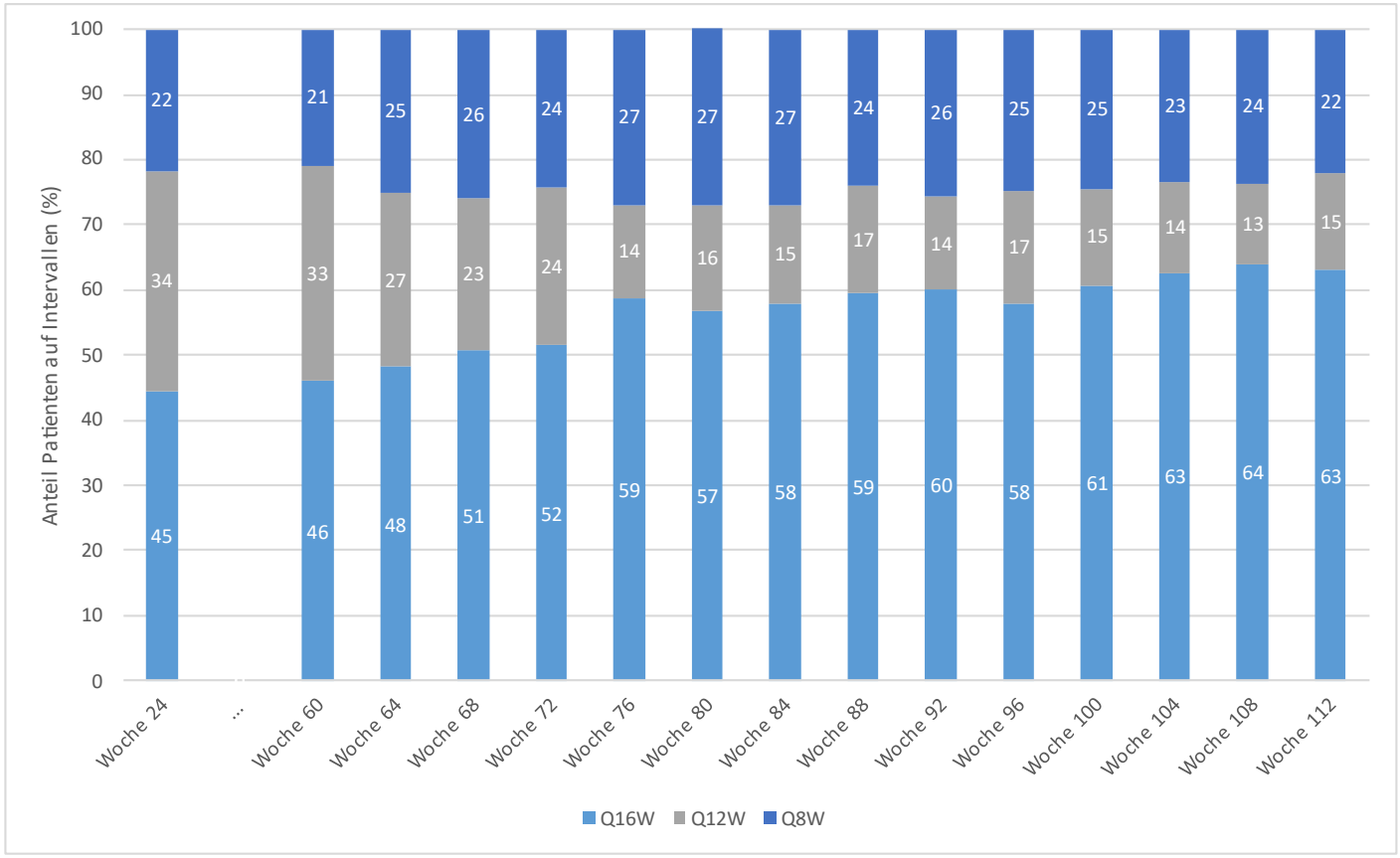

Abbildung: Anteil der Patienten auf einem Q8W-, Q12W- oder Q16W-Intervall im Faricimab-Arm an den Studienvisiten zu Woche 24 sowie zwischen Woche 60 und 112 im 4-wöchentlichen Abstand aus der gepoolten Analyse aus TENAYA/LUCERNE

Abkürzungen: Q8W = alle 8 Wochen; Q12W = alle 12 Wochen; Q16W = alle 16 Wochen
Quelle: Eigene Darstellung

POPULATION: Intent-To-Treat Population
ENDPOINT: Proportion of Patients who Maintained or Extended to Q12W or Q16W during PTI through Week 112 without an injection interval decrease below Q12W (Faricimab Arm)
MODEL: descriptive
STUDY: GR40306 & GR40844
Dichotomous Analysis (Efficacy)

		Faricimab (N=665)			
		Patients		Patients with Event	
Name	Level	n	%	n	%
All	n/a	557	83,8	367	65,9
Study	Tenaya	270	40,6	169	62,6
	Lucerne	287	43,2	198	69,0

* indicates convergence problem. Result is uninterpretable.
Only patients with at least one value are used for analysis.
Only patients who have not discontinued the study prior to Week 112 are used for analysis.
Early Termination (ET) visit was mapped to closest regular visit.
Clinical cut-off: TENAYA 24MAR2022 and LUCERNE 23MAR2022

Program: root/clinical_studies/RO6867461/CDPT7716/share/ACE_pool_nAMD_CSR_Final/prod/program/t_eff_resp.sas
Output: root/clinical_studies/RO6867461/CDPT7716/share/ACE_pool_nAMD_CSR_Final/prod/output/t_eff_resp_Q1216PTI_IT_MAR2022_nAMD.xls
12MAY2022 15:27

POPULATION: Intent-To-Treat Population
ENDPOINT: Best Corrected Visual Acuity in Study Eye throughout the Entire Study
STUDY: GR40306 & GR40844
All; n/a (N=1329)

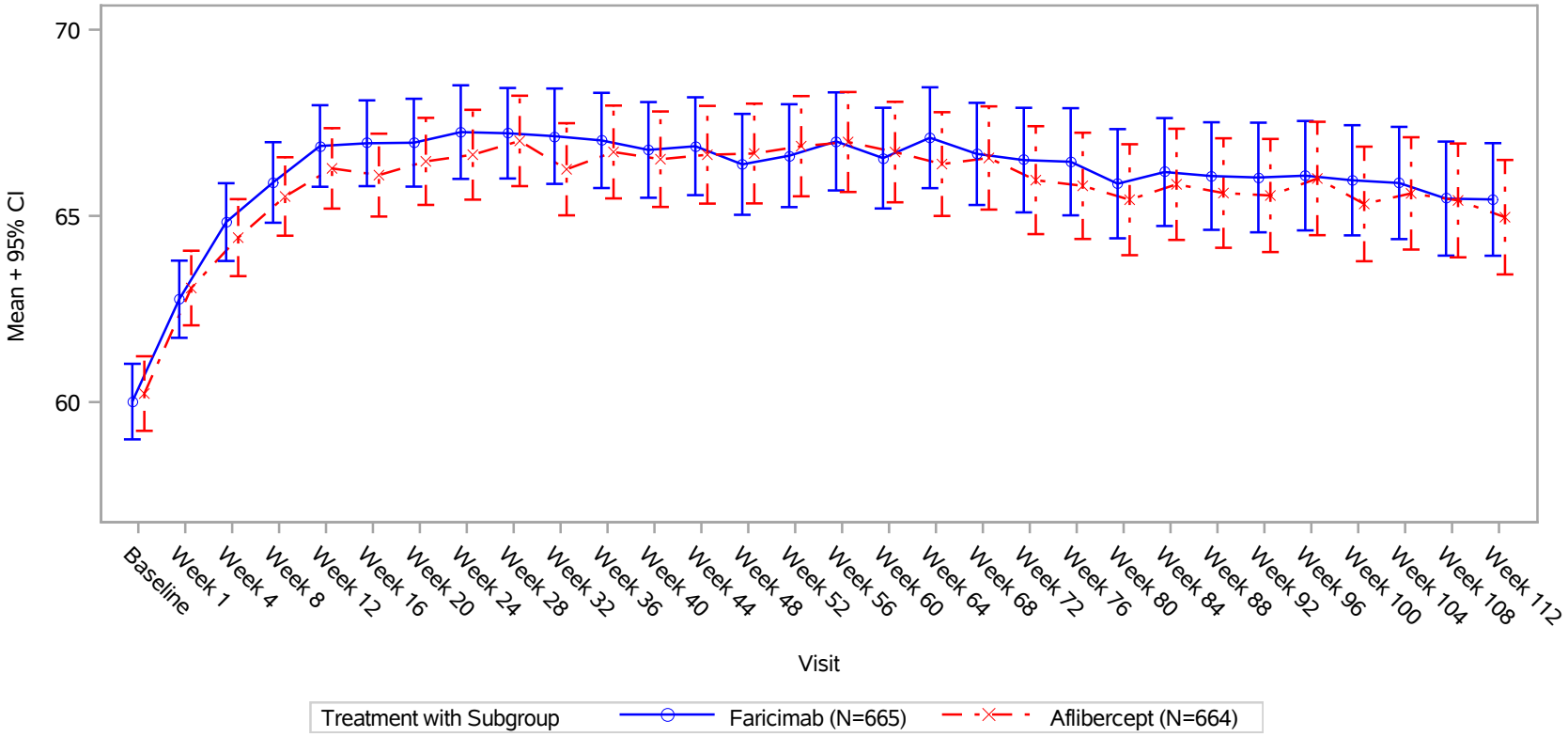

Units: letters. Early Termination (ET) visit was mapped to closest regular visit.
Treatment policy strategy was applied to non-COVID-19 related and hypothetical strategy was applied to COVID-19 related intercurrent events.
COVID-19 related intercurrent events are: Disc. of Treatment due to COVID-19, Prohibited Treatment/Therapy due to COVID-19, Missed Dose at Week 4,8,12,36,40,44,100,104 or 108 due to COVID-19 and COVID-19 Death.
Clinical cut-off: TENAYA 24MAR2022 and LUCERNE 23MAR2022

Program: ..l_studies/RO6867461/CDPT7716/share/ACE_pool_nAMD_Base/prod/program/g_mean_plot.sas
Output: ..are/ACE_pool_nAMD_CSR_Final/prod/output/g_mean_plot_SBCVA_PREST_IT_MAR2022_nAMD.pdf
08AUG2022 15:14

POPULATION: Intent-To-Treat Population
ENDPOINT: Best Corrected Visual Acuity in Study Eye throughout the Entire Study
STUDY: GR40306 & GR40844
Study; Tenaya (N=671)

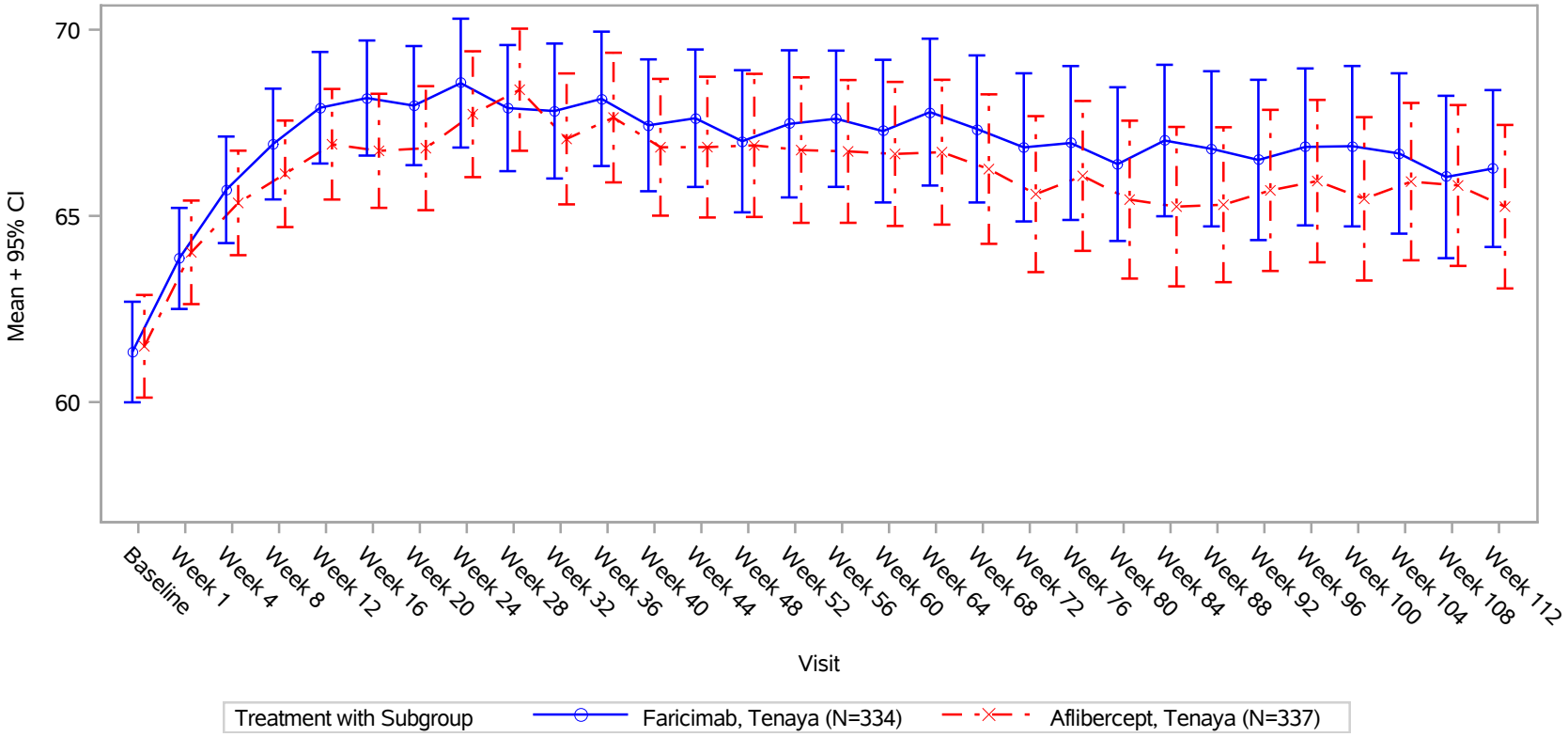

Units: letters. Early Termination (ET) visit was mapped to closest regular visit.
Treatment policy strategy was applied to non-COVID-19 related and hypothetical strategy was applied to COVID-19 related intercurrent events.
COVID-19 related intercurrent events are: Disc. of Treatment due to COVID-19, Prohibited Treatment/Therapy due to COVID-19, Missed Dose at Week 4,8,12,36,40,44,100,104 or 108 due to COVID-19 and COVID-19 Death.
Clinical cut-off: TENAYA 24MAR2022 and LUCERNE 23MAR2022

Program: ..l_studies/RO6867461/CDPT7716/share/ACE_pool_nAMD_Base/prod/program/g_mean_plot.sas
Output: ..are/ACE_pool_nAMD_CSR_Final/prod/output/g_mean_plot_SBCVA_PREST_IT_MAR2022_nAMD.pdf
08AUG2022 15:14

POPULATION: Intent-To-Treat Population
ENDPOINT: Best Corrected Visual Acuity in Study Eye throughout the Entire Study
STUDY: GR40306 & GR40844
Study; Lucerne (N=658)

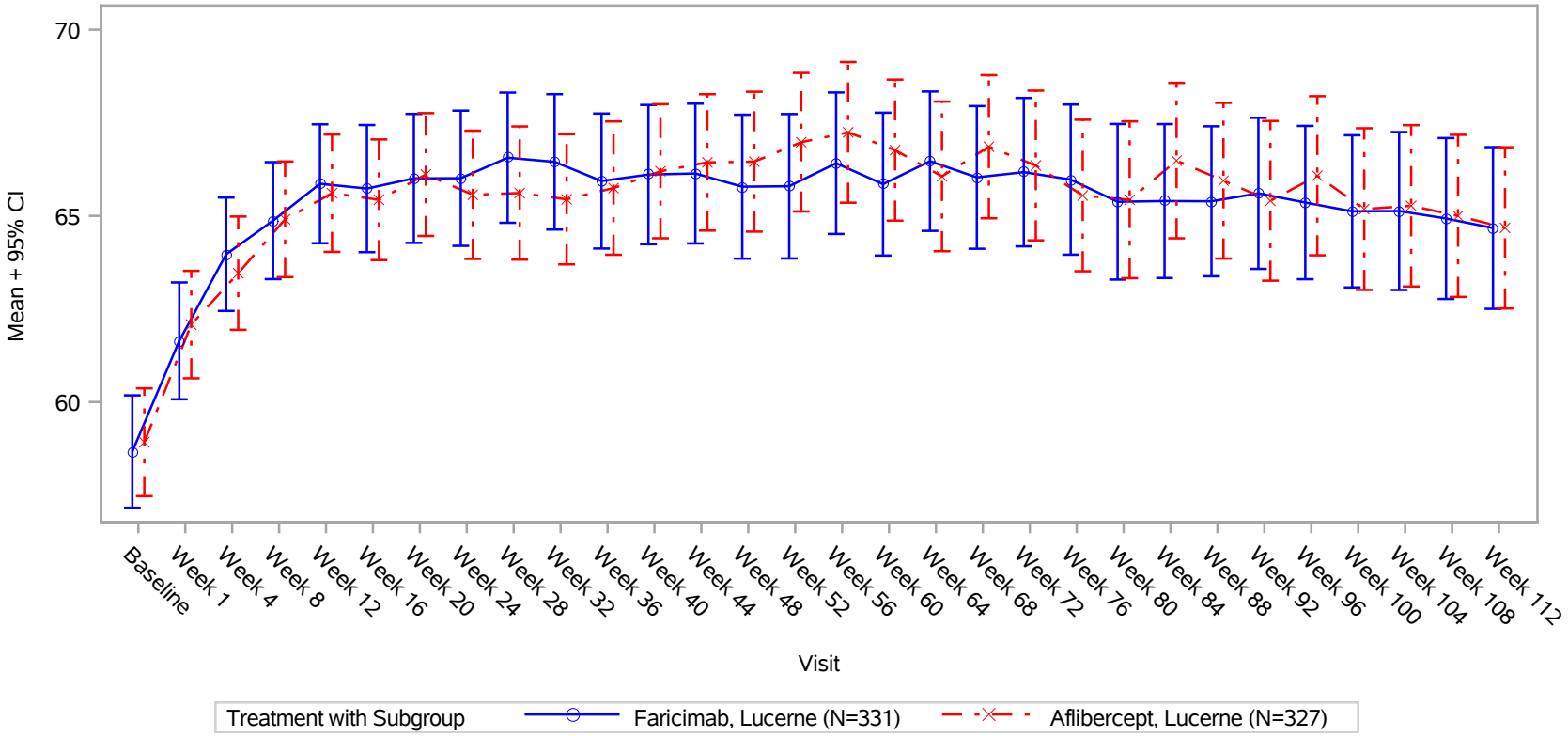

Units: letters. Early Termination (ET) visit was mapped to closest regular visit.
Treatment policy strategy was applied to non-COVID-19 related and hypothetical strategy was applied to COVID-19 related intercurrent events.
COVID-19 related intercurrent events are: Disc. of Treatment due to COVID-19, Prohibited Treatment/Therapy due to COVID-19, Missed Dose at Week 4,8,12,36,40,44,100,104 or 108 due to COVID-19 and COVID-19 Death.
Clinical cut-off: TENAYA 24MAR2022 and LUCERNE 23MAR2022

Program: ..l_studies/RO6867461/CDPT7716/share/ACE_pool_nAMD_Base/prod/program/g_mean_plot.sas
Output: ..are/ACE_pool_nAMD_CSR_Final/prod/output/g_mean_plot_SBCVA_PREST_IT_MAR2022_nAMD.pdf
08AUG2022 15:14

POPULATION: Intent-To-Treat Population
ENDPOINT: Best Corrected Visual Acuity in Study Eye throughout the Entire Study
MODEL: --
STUDY: GR40306 & GR40844
Compliance/Mean

		Faricimab (N=665)						Aflibercept (N=664)					
		Patients				Statistics		Patients				Statistics	
Name Visit	Level	in study[1]	%	with value[1]	%	Mean[2]	SD(Mean)	in study[1]	%	with value[1]	%	Mean[2]	SD(Mean)
All													
Baseline	n/a	665	100,0	665	100,0	60,01	13,32	664	100,0	664	100,0	60,23	13,14
Week 1	n/a	664	99,8	651	98,0	62,76	13,47	662	99,7	652	98,5	63,06	13,02
Week 4	n/a	664	99,8	655	98,6	64,83	13,60	662	99,7	654	98,8	64,42	13,46
Week 8	n/a	662	99,5	652	98,5	65,90	14,06	660	99,4	647	98,0	65,52	13,64
Week 12	n/a	660	99,2	648	98,2	66,88	14,20	657	98,9	643	97,9	66,28	13,94
Week 16	n/a	657	98,8	643	97,9	66,95	14,87	655	98,6	635	96,9	66,09	14,28
Week 20	n/a	657	98,8	628	95,6	66,96	15,05	650	97,9	617	94,9	66,46	14,78
Week 24	n/a	654	98,3	573	87,6	67,25	15,31	650	97,9	573	88,2	66,64	14,70
Week 28	n/a	652	98,0	576	88,3	67,22	14,85	646	97,3	547	84,7	67,01	14,45
Week 32	n/a	651	97,9	580	89,1	67,14	15,70	644	97,0	573	89,0	66,25	15,08
Week 36	n/a	650	97,7	579	89,1	67,03	15,66	642	96,7	580	90,3	66,72	15,29
Week 40	n/a	646	97,1	573	88,7	66,77	15,66	639	96,2	579	90,6	66,52	15,71
Week 44	n/a	643	96,7	563	87,6	66,87	15,87	637	95,9	547	85,9	66,64	15,62
Week 48	n/a	640	96,2	555	86,7	66,38	16,25	633	95,3	556	87,8	66,67	16,08
Week 52	n/a	631	94,9	555	88,0	66,62	16,57	629	94,7	551	87,6	66,87	16,08
Week 56	n/a	627	94,3	556	88,7	67,00	15,80	626	94,3	552	88,2	66,98	16,05
Week 60	n/a	622	93,5	546	87,8	66,55	16,09	625	94,1	549	87,8	66,71	16,09
Week 64	n/a	614	92,3	529	86,2	67,10	15,85	622	93,7	542	87,1	66,39	16,51
Week 68	n/a	610	91,7	536	87,9	66,66	16,17	616	92,8	535	86,9	66,56	16,32
Week 72	n/a	605	91,0	538	88,9	66,50	16,58	612	92,2	535	87,4	65,96	17,06
Week 76	n/a	599	90,1	523	87,3	66,45	16,75	610	91,9	527	86,4	65,81	16,67
Week 80	n/a	596	89,6	529	88,8	65,86	17,16	610	91,9	532	87,2	65,43	17,49
Week 84	n/a	594	89,3	536	90,2	66,18	17,07	605	91,1	524	86,6	65,85	17,39
Week 88	n/a	590	88,7	532	90,2	66,07	16,96	600	90,4	520	86,7	65,61	17,06
Week 92	n/a	588	88,4	520	88,4	66,03	17,08	598	90,1	519	86,8	65,55	17,61
Week 96	n/a	587	88,3	515	87,7	66,08	16,97	596	89,8	505	84,7	66,00	17,41
Week 100	n/a	583	87,7	520	89,2	65,96	17,17	590	88,9	512	86,8	65,32	17,71
Week 104	n/a	581	87,4	513	88,3	65,88	17,38	580	87,3	512	88,3	65,60	17,36
Week 108	n/a	577	86,8	513	88,9	65,46	17,65	576	86,7	503	87,3	65,42	17,44
Week 112	n/a	572	86,0	514	89,9	65,44	17,45	571	86,0	513	89,8	64,96	17,72
Study													
Baseline	Tenaya	334	100,0	334	100,0	61,34	12,55	337	100,0	337	100,0	61,50	12,86
Week 1	Tenaya	333	99,7	329	98,8	63,86	12,51	336	99,7	330	98,2	64,02	12,84
Week 4	Tenaya	333	99,7	327	98,2	65,70	13,15	336	99,7	331	98,5	65,35	12,98
Week 8	Tenaya	332	99,4	325	97,9	66,93	13,63	335	99,4	325	97,0	66,13	13,11
Week 12	Tenaya	331	99,1	322	97,3	67,90	13,66	333	98,8	326	97,9	66,92	13,62
Week 16	Tenaya	330	98,8	322	97,6	68,16	14,09	331	98,2	320	96,7	66,75	13,93
Week 20	Tenaya	330	98,8	308	93,3	67,96	14,26	329	97,6	308	93,6	66,82	14,85
Week 24	Tenaya	327	97,9	278	85,0	68,56	14,65	329	97,6	285	86,6	67,73	14,49
Week 28	Tenaya	325	97,3	284	87,4	67,89	14,50	328	97,3	276	84,1	68,39	13,84
Week 32	Tenaya	324	97,0	293	90,4	67,82	15,76	327	97,0	285	87,2	67,07	15,08
Week 36	Tenaya	324	97,0	286	88,3	68,14	15,50	325	96,4	297	91,4	67,64	15,24
Week 40	Tenaya	322	96,4	287	89,1	67,43	15,24	324	96,1	291	89,8	66,84	15,91
Week 44	Tenaya	320	95,8	278	86,9	67,62	15,63	324	96,1	274	84,6	66,85	15,89
Week 48	Tenaya	319	95,5	273	85,6	67,00	16,01	323	95,8	279	86,4	66,89	16,31
Week 52	Tenaya	317	94,9	272	85,8	67,47	16,55	322	95,5	278	86,3	66,77	16,55
Week 56	Tenaya	314	94,0	273	86,9	67,61	15,35	321	95,3	279	86,9	66,73	16,27
Week 60	Tenaya	311	93,1	268	86,2	67,28	15,92	321	95,3	276	86,0	66,66	16,32
Week 64	Tenaya	303	90,7	253	83,5	67,79	15,93	319	94,7	276	86,5	66,71	16,41
Week 68	Tenaya	300	89,8	260	86,7	67,33	16,17	317	94,1	269	84,9	66,26	16,72
Week 72	Tenaya	297	88,9	262	88,2	66,84	16,35	316	93,8	274	86,7	65,58	17,61
Week 76	Tenaya	293	87,7	255	87,0	66,96	16,75	315	93,5	260	82,5	66,07	16,48

Week 80	Tenaya	290	86,8	254	87,6	66,39	16,70	315	93,5	268	85,1	65,44	17,63
Week 84	Tenaya	288	86,2	257	89,2	67,02	16,56	314	93,2	270	86,0	65,25	17,86
Week 88	Tenaya	285	85,3	256	89,8	66,80	16,92	312	92,6	267	85,6	65,30	17,26
Week 92	Tenaya	284	85,0	247	87,0	66,50	17,17	310	92,0	266	85,8	65,68	17,92
Week 96	Tenaya	283	84,7	249	88,0	66,85	16,88	308	91,4	258	83,8	65,93	17,79
Week 100	Tenaya	281	84,1	248	88,3	66,87	17,22	308	91,4	258	83,8	65,46	17,89
Week 104	Tenaya	280	83,8	250	89,3	66,68	17,28	304	90,2	263	86,5	65,92	17,40
Week 108	Tenaya	277	82,9	246	88,8	66,04	17,36	300	89,0	256	85,3	65,82	17,54
Week 112	Tenaya	275	82,3	247	89,8	66,27	16,81	296	87,8	259	87,5	65,25	17,94
Baseline	Lucerne	331	100,0	331	100,0	58,67	13,95	327	100,0	327	100,0	58,92	13,31
Week 1	Lucerne	331	100,0	322	97,3	61,64	14,31	326	99,7	322	98,8	62,08	13,16
Week 4	Lucerne	331	100,0	328	99,1	63,97	14,01	326	99,7	323	99,1	63,46	13,90
Week 8	Lucerne	330	99,7	327	99,1	64,87	14,43	325	99,4	322	99,1	64,91	14,15
Week 12	Lucerne	329	99,4	326	99,1	65,86	14,65	324	99,1	317	97,8	65,61	14,26
Week 16	Lucerne	327	98,8	321	98,2	65,73	15,54	324	99,1	315	97,2	65,43	14,61
Week 20	Lucerne	327	98,8	320	97,9	66,01	15,74	321	98,2	309	96,3	66,11	14,73
Week 24	Lucerne	327	98,8	295	90,2	66,01	15,84	321	98,2	288	89,7	65,57	14,84
Week 28	Lucerne	327	98,8	292	89,3	66,56	15,18	318	97,2	271	85,2	65,61	14,95
Week 32	Lucerne	327	98,8	287	87,8	66,45	15,64	317	96,9	288	90,9	65,44	15,06
Week 36	Lucerne	326	98,5	293	89,9	65,94	15,76	317	96,9	283	89,3	65,75	15,30
Week 40	Lucerne	324	97,9	286	88,3	66,11	16,06	315	96,3	288	91,4	66,20	15,52
Week 44	Lucerne	323	97,6	285	88,2	66,14	16,09	313	95,7	273	87,2	66,44	15,37
Week 48	Lucerne	321	97,0	282	87,9	65,78	16,48	310	94,8	277	89,4	66,45	15,88
Week 52	Lucerne	314	94,9	283	90,1	65,80	16,57	307	93,9	273	88,9	66,98	15,61
Week 56	Lucerne	313	94,6	283	90,4	66,41	16,23	305	93,3	273	89,5	67,24	15,85
Week 60	Lucerne	311	94,0	278	89,4	65,85	16,24	304	93,0	273	89,8	66,77	15,89
Week 64	Lucerne	311	94,0	276	88,7	66,47	15,79	303	92,7	266	87,8	66,06	16,64
Week 68	Lucerne	310	93,7	276	89,0	66,03	16,17	299	91,4	266	89,0	66,86	15,92
Week 72	Lucerne	308	93,1	276	89,6	66,17	16,81	296	90,5	261	88,2	66,35	16,49
Week 76	Lucerne	306	92,4	268	87,6	65,97	16,76	295	90,2	267	90,5	65,55	16,88
Week 80	Lucerne	306	92,4	275	89,9	65,38	17,60	295	90,2	264	89,5	65,43	17,38
Week 84	Lucerne	306	92,4	279	91,2	65,40	17,53	291	89,0	254	87,3	66,48	16,89
Week 88	Lucerne	305	92,1	276	90,5	65,39	16,99	288	88,1	253	87,8	65,94	16,88
Week 92	Lucerne	304	91,8	273	89,8	65,60	17,02	288	88,1	253	87,8	65,40	17,32
Week 96	Lucerne	304	91,8	266	87,5	65,36	17,05	288	88,1	247	85,8	66,08	17,04
Week 100	Lucerne	302	91,2	272	90,1	65,12	17,11	282	86,2	254	90,1	65,18	17,57
Week 104	Lucerne	301	90,9	263	87,4	65,13	17,46	276	84,4	249	90,2	65,27	17,35
Week 108	Lucerne	300	90,6	267	89,0	64,93	17,93	276	84,4	247	89,5	65,00	17,36
Week 112	Lucerne	297	89,7	267	89,9	64,67	18,02	275	84,1	254	92,4	64,68	17,52

[1] in study: number of subjects in study at respective visit; % based on baseline
with value: number of subjects in study and with value at respective visit - used for the calculation of the mean and SD; % based on patients in study at respective visit
[2] mean: descriptive statistics - absolute values
Treatment policy strategy was applied to non-COVID-19 related and hypothetical strategy was applied to COVID-19 related intercurrent events (IEs).
COVID-19 related IEs are: Disc. of Treatment due to COVID-19, Prohibited Treatment/Therapy due to COVID-19, Missed Dose at Week 4,8,12,36,40,44,100,104 or 108 due to COVID-19 and COVID-19 Death.
Units: letters. Early Termination (ET) visit was mapped to closest regular visit. Clinical cut-off: TENAYA 24MAR2022 and LUCERNE 23MAR2022

Program: root/clinical_studies/RO6867461/CDPT7716/share/ACE_pool_nAMD_Base/prod/program/t_eff_mean.sas
Output: root/clinical_studies/RO6867461/CDPT7716/share/ACE_pool_nAMD_CSR_Final/prod/output/t_eff_mean_SBCVA_PREST_IT_MAR2022_nAMD.xls
08AUG2022 14:19

POPULATION: Intent-To-Treat Population
ENDPOINT: Best Corrected Visual Acuity in Study Eye averaged over Weeks 40, 44 and 48
MODEL: Adjusted Analysis for Study, Baseline BCVA ETDRS letter score, LLD, Geographic region
STUDY: GR40306 & GR40844
Change from Baseline (Analysis of MMRM)

		Faricimab (N=665)					Aflibercept (N=664)					Difference between Treatments (Faricimab - Aflibercept)									Effects		
		N			Statistics		N			Statistics		Statistics											
Name	Level	Total	with baseline value	included in analysis[1]	LSMeans[2]	SE (LSMeans)	Total	with baseline value	included in analysis[1]	LSMeans[2]	SE (LSMeans)	LSMeans[3]	SE (LSMeans)	95% CI (LL)	95% CI (UL)	Hedges g	95% CI Hedges g (LL)	95% CI Hedges g (UL)	Population	Method	p-value (treatment)	p-value (visit)	p-value (subgroup* treatment)
All	n/a	665	665	593	6,23	0,45	664	664	591	5,85	0,45	0,37	0,64	-0,88	1,63	0,03	-0,08	0,15	Intent-To-Treat Population	adjusted	0,2016	<.0001	
Study	Tenaya	334	334	292	5,84	0,64	337	337	300	5,14	0,64	0,70	0,91	-1,08	2,49	0,06	-0,10	0,22	Intent-To-Treat Population	adjusted	0,1571	<.0001	0,9565
	Lucerne	331	331	301	6,60	0,64	327	327	291	6,55	0,64	0,04	0,91	-1,74	1,82	0,00	-0,16	0,16	Intent-To-Treat Population	adjusted	0,7036	<.0001	

[1] Patients with a value at baseline and at least one post-baseline value at Week 40, Week 44 or Week 48.
[2] LSMeans of change from baseline from MMRM (including all available records from all selected visits). Selected visits: Week 4, 8, 12, 16, 20, 24, 28, 32, 36, 40, 44 and 48. Early Termination (ET) visit was mapped to closest regular visit.
[3] Contrasts from MMRM
[4] Factors/Covariates: treatment, visit, treatment-by-visit interaction, baseline value. In addition adjusted for randomization stratification factors.
Data as observed (no imputation of missing values). Covariance matrix: unstructured. Treatment policy strategy was applied to non-COVID-19 related and hypothetical strategy was applied to COVID-19 related intercurrent events.
COVID-19 related intercurrent events are: Disc. of Treatment due to COVID-19, Prohibited Treatment/Therapy due to COVID-19, Missed Dose at Week 4,8,12,36,40 or 44 due to COVID-19 and COVID-19 Death. Clinical cut-off: TENAYA 24MAR2022 and LUCERNE 23MAR2022

Program: root/clinical_studies/RO6867461/CDPT7716/share/ACE_pool_nAMD_Base/prod/program/t_eff_mmrm.sas
Output: root/clinical_studies/RO6867461/CDPT7716/share/ACE_pool_nAMD_CSR_Final/prod/output/t_eff_mmrm_adj_SBCVA_YR1_PREST_IT_MAR2022_nAMD.xls
29JUL2022 5:03

POPULATION: Intent-To-Treat Population
ENDPOINT: Best Corrected Visual Acuity in Study Eye averaged over Weeks 104, 108 and 112
MODEL: Adjusted Analysis for Study, Baseline BCVA ETDRS letter score, LLD, Geographic region
STUDY: GR40306 & GR40844
Change from Baseline (Analysis of MMRM)

		Faricimab (N=665)					Aflibercept (N=664)					Difference between Treatments (Faricimab - Aflibercept)									Effects		
		N			Statistics		N			Statistics		Statistics											
Name	Level	Total	with baseline value	included in analysis[1]	LSMeans[2]	SE (LSMeans)	Total	with baseline value	included in analysis[1]	LSMeans[2]	SE (LSMeans)	LSMeans[3]	SE (LSMeans)	95% CI (LL)	95% CI (UL)	Hedges g	95% CI Hedges g (LL)	95% CI Hedges g (UL)	Population	Method	p-value (treatment)	p-value (visit)	p-value (subgroup* treatment)
All	n/a	665	665	535	4,58	0,57	664	664	530	4,35	0,57	0,23	0,80	-1,35	1,81	0,02	-0,10	0,14	Intent-To-Treat Population	adjusted	0,4529	<.0001	
Study	Tenaya	334	334	258	4,00	0,82	337	337	272	3,45	0,81	0,55	1,16	-1,72	2,83	0,04	-0,13	0,21	Intent-To-Treat Population	adjusted	0,3520	<.0001	0,9765
	Lucerne	331	331	277	5,13	0,79	327	327	258	5,20	0,80	-0,07	1,12	-2,27	2,13	-0,01	-0,17	0,16	Intent-To-Treat Population	adjusted	0,9072	<.0001	

[1] Patients with a value at baseline and a post-baseline value at the respective visit.
[2] LSMeans of change from baseline from MMRM (including all available records from all selected visits). Selected visits: Week 4, 8, 12, 16, 20, 24, 28, 32, 36, 40, 44, 48, every 4 Weeks up to 112. Early Termination (ET) visit was mapped to closest regular visit.
[3] Contrasts from MMRM
[4] Factors/Covariates: treatment, visit, treatment-by-visit interaction, baseline value. In addition adjusted for randomization stratification factors.
Data as observed (no imputation of missing values). Covariance matrix: unstructured. Treatment policy strategy was applied to non-COVID-19 related and hypothetical strategy was applied to COVID-19 related intercurrent events.
COVID-19 related intercurrent events are: Disc. of Treatment due to COVID-19, Prohibited Treatment/Therapy due to COVID-19, Missed Dose at Week 4,8,12,36,40,44,100,104 or 108 due to COVID-19 and COVID-19 Death. Clinical cut-off: TENAYA 24MAR2022 and LUCERNE 23MAR2022

Program: root/clinical_studies/RO6867461/CDPT7716/share/ACE_pool_nAMD_Base/prod/program/t_eff_mmrm.sas
Output: root/clinical_studies/RO6867461/CDPT7716/share/ACE_pool_nAMD_CSR_Final/prod/output/t_eff_mmrm_adj_SBCVA_YR2_PREST_IT_MAR2022_nAMD.xls
09AUG2022 5:10

POPULATION: Intent-To-Treat Population
ENDPOINT: Proportion of Patients Gaining >=10 in BCVA averaged over Weeks 40, 44 and 48
MODEL: Stratified Analysis by Study, Baseline BCVA ETDRS letter score, LLD, Geographic region (combined)
STUDY: GR40306 & GR40844
Dichotomous Analysis (Efficacy)

		Faricimab (N=665)				Aflibercept (N=664)				Faricimab vs. Aflibercept														Aflibercept vs. Faricimab			
		Patients		Patients with Event		Patients		Patients with Event		Odds Ratio				Absolute Risk Difference				Relative Risk						Relative Risk			
Name	Level	n	%	n	%	n	%	n	%	Odds Ratio	Convergence Reason	95% Lower CL	95% Upper CL	Absolute Risk	Convergence Reason	95% Lower CL	95% Upper CL	Relative Risk	Convergence Reason	95% Lower CL	95% Upper CL	p-value (Cochran-Mantel-Haenszel)	Interaction Test p-value (likelihood ratio)	Relative Risk	Convergence Reason	95% Lower CL	95% Upper CL
All	n/a	593	89,2	225	37,9	591	89,0	200	33,8	1,23	Convergence criterion (GCONV=1E-8) satisfied.	0,96	1,58	0,035	Algorithm converged.	-0,010	0,084	1,14	Algorithm converged.	0,99	1,32	0,0952		0,88	Algorithm converged.	0,76	1,01
Study	Tenaya	292	43,9	108	37,0	300	45,2	96	32,0	1,29	Convergence criterion (GCONV=1E-8) satisfied.	0,91	1,82	0,044	Algorithm converged.	-0,029	0,116	1,15	Algorithm converged.	0,93	1,42	0,1596	0,9310	0,87	Algorithm converged.	0,70	1,08
	Lucerne	301	45,3	117	38,9	291	43,8	104	35,7	1,19	Convergence criterion (GCONV=1E-8) satisfied.	0,83	1,68	0,026	Algorithm converged.	-0,044	0,095	1,13	Algorithm converged.	0,93	1,38	0,3408		0,88	Algorithm converged.	0,72	1,08

* indicates convergence problem. Result is uninterpretable.
Only patients with at least one value are used for analysis. For stratification Asia and rest of the world regions are combined due to a small number of enrolled patients. The stratification factor is excluded if it is the subgroup. OR is computed by stratified analysis, RR and ARD by adjusted analysis.
Early Termination (ET) visit was mapped to closest regular visit.
Treatment policy strategy was applied to non-COVID-19 related and hypothetical strategy was applied to COVID-19 related intercurrent events. COVID-19 related intercurrent events are: Disc. of Treatment due to COVID-19, Prohibited Treatment/Therapy due to COVID-19, Missed Dose at Week 4,8,12,36,40 or 44 due to COVID-19 and COVID-19 Death.
Clinical cut-off: TENAYA 24MAR2022 and LUCERNE 23MAR2022

Program: root/clinical_studies/RO6867461/CDPT7716/share/ACE_pool_nAMD_CSR_Final/prod/program/t_eff_resp.sas
Output: root/clinical_studies/RO6867461/CDPT7716/share/ACE_pool_nAMD_CSR_Final/prod/output/t_eff_resp_str_SBCVAIMP10_AVG_PREST_IT_MAR2022_nAMD.xls
12MAY2022 14:11

POPULATION: Intent-To-Treat Population
ENDPOINT: Proportion of Patients Gaining >=10 in BCVA averaged over Weeks 104, 108 and 112
MODEL: Stratified Analysis by Study, Baseline BCVA ETDRS letter score, LLD, Geographic region (combined)
STUDY: GR40306 & GR40844
Dichotomous Analysis (Efficacy)

		Faricimab (N=665)				Aflibercept (N=664)				Faricimab vs. Aflibercept														Aflibercept vs. Faricimab			
		Patients		Patients with Event		Patients		Patients with Event		Odds Ratio				Absolute Risk Difference				Relative Risk						Relative Risk			
Name	Level	n	%	n	%	n	%	n	%	Odds Ratio	Convergence Reason	95% Lower CL	95% Upper CL	Absolute Risk	Convergence Reason	95% Lower CL	95% Upper CL	Relative Risk	Convergence Reason	95% Lower CL	95% Upper CL	p-value (Cochran-Mantel-Haenszel)	Interaction Test p-value (likelihood ratio)	Relative Risk	Convergence Reason	95% Lower CL	95% Upper CL
All	n/a	535	80,5	195	36,4	530	79,8	186	35,1	1,09	Convergence criterion (GCONV=1E-8) satisfied.	0,84	1,42	0,014	Algorithm converged.	-0,040	0,068	1,06	Algorithm converged.	0,91	1,24	0,4995		0,94	Algorithm converged.	0,81	1,10
Study	Tenaya	258	38,8	88	34,1	272	41,0	96	35,3	0,96	Convergence criterion (GCONV=1E-8) satisfied.	0,68	1,39	-0,010	Algorithm converged.	-0,086	0,067	0,98	Algorithm converged.	0,78	1,23	0,8279	0,3585	1,02	Algorithm converged.	0,81	1,28
	Lucerne	277	41,7	107	38,6	258	38,9	90	34,9	1,24	Convergence criterion (GCONV=1E-8) satisfied.	0,86	1,79	0,036	Algorithm converged.	-0,039	0,111	1,14	Algorithm converged.	0,92	1,41	0,2457		0,87	Algorithm converged.	0,71	1,08

* indicates convergence problem. Result is uninterpretable.
Only patients with at least one value are used for analysis. For stratification Asia and rest of the world regions are combined due to a small number of enrolled patients. The stratification factor is excluded if it is the subgroup. OR is computed by stratified analysis, RR and ARD by adjusted analysis.
Early Termination (ET) visit was mapped to closest regular visit.
Treatment policy strategy was applied to non-COVID-19 related and hypothetical strategy was applied to COVID-19 related intercurrent events. COVID-19 related intercurrent events are: Disc. of Treatment due to COVID-19, Prohibited Treatment/Therapy due to COVID-19, Missed Dose at Week 4,8,12,36,40,44,100,104 or 108 due to COVID-19 and COVID-19 Death.
Clinical cut-off: TENAYA 24MAR2022 and LUCERNE 23MAR2022

Program: root/clinical_studies/RO6867461/CDPT7716/share/ACE_pool_nAMD_CSR_Final/prod/program/t_eff_resp.sas
Output: root/clinical_studies/RO6867461/CDPT7716/share/ACE_pool_nAMD_CSR_Final/prod/output/t_eff_resp_str_SBCVAIMP10_AVG2_PREST_IT_MAR2022_nAMD.xls
08AUG2022 13:37

POPULATION: Intent-To-Treat Population
ENDPOINT: Proportion of Patients Avoiding a Loss of >=10 in BCVA averaged over Weeks 40, 44 and 48
MODEL: Stratified Analysis by Study, Baseline BCVA ETDRS letter score, LLD, Geographic region (combined)
STUDY: GR40306 & GR40844
Dichotomous Analysis (Efficacy)

		Faricimab (N=665)				Aflibercept (N=664)				Faricimab vs. Aflibercept														Aflibercept vs. Faricimab			
		Patients		Patients with Event		Patients		Patients with Event		Odds Ratio				Absolute Risk Difference				Relative Risk						Relative Risk			
Name	Level	n	%	n	%	n	%	n	%	Odds Ratio	Convergence Reason	95% Lower CL	95% Upper CL	Absolute Risk		Convergence Reason	95% Lower CL	95% Upper CL	Relative Risk		Convergence Reason	95% Lower CL	95% Upper CL	p-value (Cochran-Mantel-Haenszel)	Interaction Test p-value (likelihood ratio)	Relative Risk		Convergence Reason	95% Lower CL	95% Upper CL
All	n/a	593	89,2	549	92,6	591	89,0	552	93,4	0,90	Convergence criterion (GCONV=1E-8) satisfied.	0,57	1,43	-0,013		Algorithm converged.	-0,038	0,012	0,99		Algorithm converged.	0,96	1,01	0,6658		1,01		Algorithm converged.	0,99	1,04
Study	Tenaya	292	43,9	267	91,4	300	45,2	277	92,3	0,95	Convergence criterion (GCONV=1E-8) satisfied.	0,52	1,74		*	WARNING: The relative Hessian convergence criterion of 0.000131197 is greater than the limit of 0.0001. The convergence is questionable.				*	WARNING: The relative Hessian convergence criterion of 0.0007914098 is greater than the limit of 0.0001. The convergence is questionable.			0,8610	0,6850		*	WARNING: The relative Hessian convergence criterion of 0.0007914098 is greater than the limit of 0.0001. The convergence is questionable.		
	Lucerne	301	45,3	282	93,7	291	43,8	275	94,5	0,85	Convergence criterion (GCONV=1E-8) satisfied.	0,43	1,70	-0,016		Algorithm converged.	-0,050	0,019	0,98		Algorithm converged.	0,95	1,02	0,6495		1,02		Algorithm converged.	0,98	1,06

* indicates convergence problem. Result is uninterpretable.
Only patients with at least one value are used for analysis. For stratification Asia and rest of the world regions are combined due to a small number of enrolled patients. The stratification factor is excluded if it is the subgroup. OR is computed by stratified analysis, RR and ARD by adjusted analysis.
Early Termination (ET) visit was mapped to closest regular visit.
Treatment policy strategy was applied to non-COVID-19 related and hypothetical strategy was applied to COVID-19 related intercurrent events. COVID-19 related intercurrent events are: Disc. of Treatment due to COVID-19, Prohibited Treatment/Therapy due to COVID-19, Missed Dose at Week 4,8,12,36,40 or 44 due to COVID-19 and COVID-19 Death.
Clinical cut-off: TENAYA 24MAR2022 and LUCERNE 23MAR2022

Program: root/clinical_studies/RO6867461/CDPT7716/share/ACE_pool_nAMD_CSR_Final/prod/program/t_eff_resp.sas
Output: root/clinical_studies/RO6867461/CDPT7716/share/ACE_pool_nAMD_CSR_Final/prod/output/t_eff_resp_str_SBCVANOL10_AVG_PREST_IT_MAR2022_nAMD.xls
12MAY2022 14:22

POPULATION: Intent-To-Treat Population
ENDPOINT: Proportion of Patients Avoiding a Loss of >=10 in BCVA averaged over Weeks 104, 108 and 112
MODEL: Stratified Analysis by Study, Baseline BCVA ETDRS letter score, LLD, Geographic region (combined)
STUDY: GR40306 & GR40844
Dichotomous Analysis (Efficacy)

		Faricimab (N=665)				Aflibercept (N=664)				Faricimab vs. Aflibercept														Aflibercept vs. Faricimab			
		Patients		Patients with Event		Patients		Patients with Event		Odds Ratio				Absolute Risk Difference				Relative Risk						Relative Risk			
Name	Level	n	%	n	%	n	%	n	%	Odds Ratio	Convergence Reason	95% Lower CL	95% Upper CL	Absolute Risk	Convergence Reason	95% Lower CL	95% Upper CL	Relative Risk	Convergence Reason	95% Lower CL	95% Upper CL	p-value (Cochran-Mantel-Haenszel)	Interaction Test p-value (likelihood ratio)	Relative Risk	Convergence Reason	95% Lower CL	95% Upper CL
All	n/a	535	80,5	475	88,8	530	79,8	469	88,5	1,07	Convergence criterion (GCONV=1E-8) satisfied.	0,72	1,57	0,016	Algorithm converged.	-0,021	0,054	1,02	Algorithm converged.	0,98	1,06	0,7480		0,98	Algorithm converged.	0,94	1,02
Study	Tenaya	258	38,8	224	86,8	272	41,0	234	86,0	1,17	Convergence criterion (GCONV=1E-8) satisfied.	0,78	1,85	0,033	Algorithm converged.	-0,024	0,089	1,04	Algorithm converged.	0,98	1,12	0,5505	0,4513	0,96	Algorithm converged.	0,90	1,02
	Lucerne	277	41,7	251	90,6	258	38,9	235	91,1	0,94	Convergence criterion (GCONV=1E-8) satisfied.	0,62	1,70	0,004	Algorithm converged.	-0,046	0,054	1,01	Algorithm converged.	0,95	1,06	0,8438		0,98	Algorithm converged.	0,94	1,05

* indicates convergence problem. Result is uninterpretable.
Only patients with at least one value are used for analysis. For stratification Asia and rest of the world regions are combined due to a small number of enrolled patients. The stratification factor is excluded if it is the subgroup. OR is computed by stratified analysis, RR and ARD by adjusted analysis.
Early Termination (ET) visit was mapped to closest regular visit.
Treatment policy strategy was applied to non-COVID-19 related and hypothetical strategy was applied to COVID-19 related intercurrent events. COVID-19 related intercurrent events are: Disc. of Treatment due to COVID-19, Prohibited Treatment/Therapy due to COVID-19, Missed Dose at Week 4,8,12,36,40,44,100,104 or 108 due to COVID-19 and COVID-19 Death.
Clinical cut-off: TENAYA 24MAR2022 and LUCERNE 23MAR2022

Program: root/clinical_studies/RO6867461/CDPT7716/share/ACE_pool_nAMD_CSR_Final/prod/program/t_eff_resp.sas
Output: root/clinical_studies/RO6867461/CDPT7716/share/ACE_pool_nAMD_CSR_Final/prod/output/t_eff_resp_str_SBCVANOL10_AVG2_PREST_IT_MAR2022_nAMD.xls
08AUG2022 13:43

POPULATION: Intent-To-Treat Population
ENDPOINT: Center Subfield Thickness ILM-RPE Single Form in Study Eye throughout the Entire Study
STUDY: GR40306 & GR40844
All; n/a (N=1329)

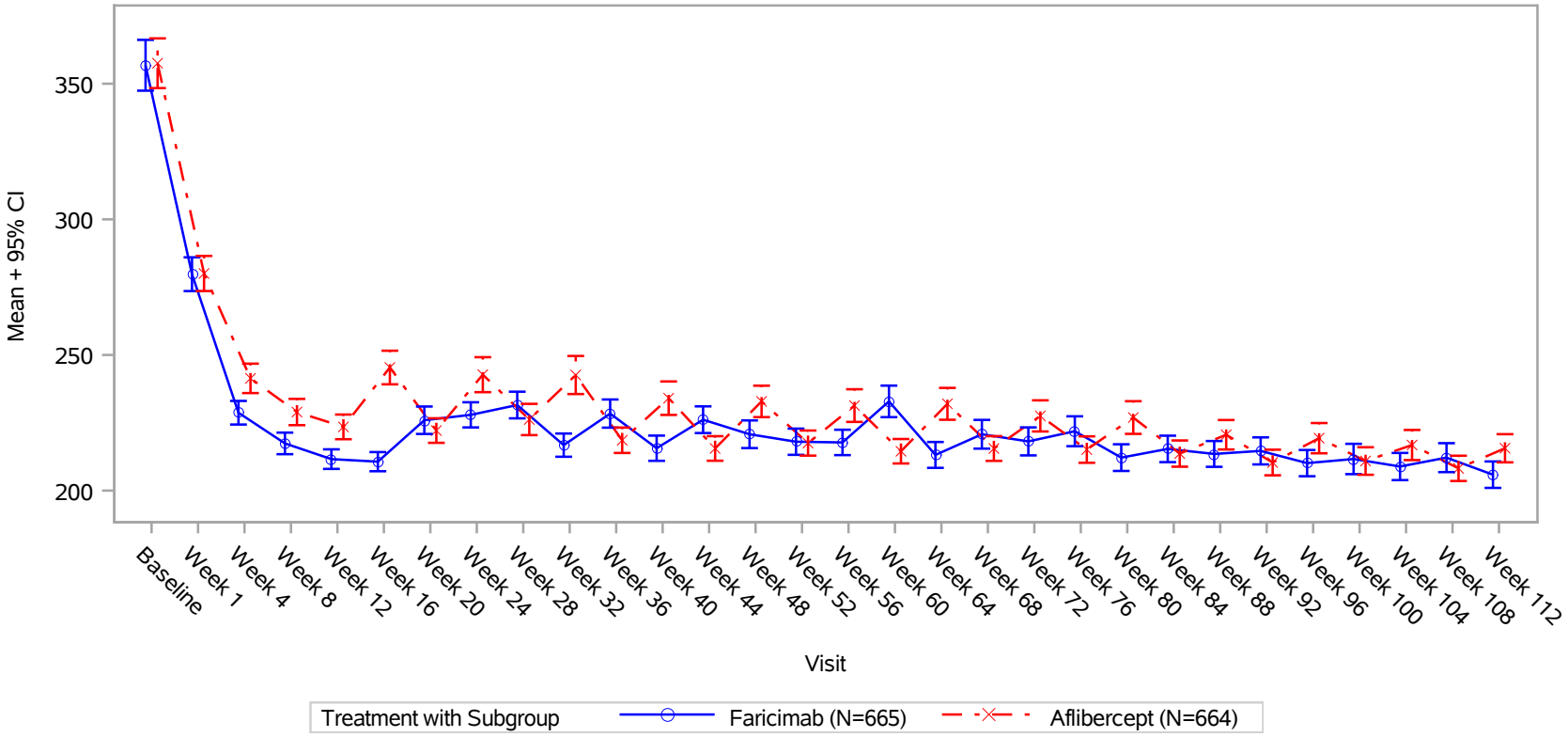

Units: microns. Early Termination (ET) visit was mapped to closest regular visit.
Treatment policy strategy was applied to non-COVID-19 related and hypothetical strategy was applied to COVID-19 related intercurrent events.
COVID-19 related intercurrent events are: Disc. of Treatment due to COVID-19, Prohibited Treatment/Therapy due to COVID-19, Missed Dose at Week 4,8,12,36,40,44,100,104 or 108 due to COVID-19 and COVID-19 Death.
Clinical cut-off: TENAYA 24MAR2022 and LUCERNE 23MAR2022

Program: ..l_studies/RO6867461/CDPT7716/share/ACE_pool_nAMD_Base/prod/program/g_mean_plot.sas
Output: ..re/ACE_pool_nAMD_CSR_Final/prod/output/g_mean_plot_SSRCST_PREST_IT_MAR2022_nAMD.pdf
08AUG2022 15:16

POPULATION: Intent-To-Treat Population
ENDPOINT: Center Subfield Thickness ILM-RPE Single Form in Study Eye throughout the Entire Study
STUDY: GR40306 & GR40844
Study; Tenaya (N=671)

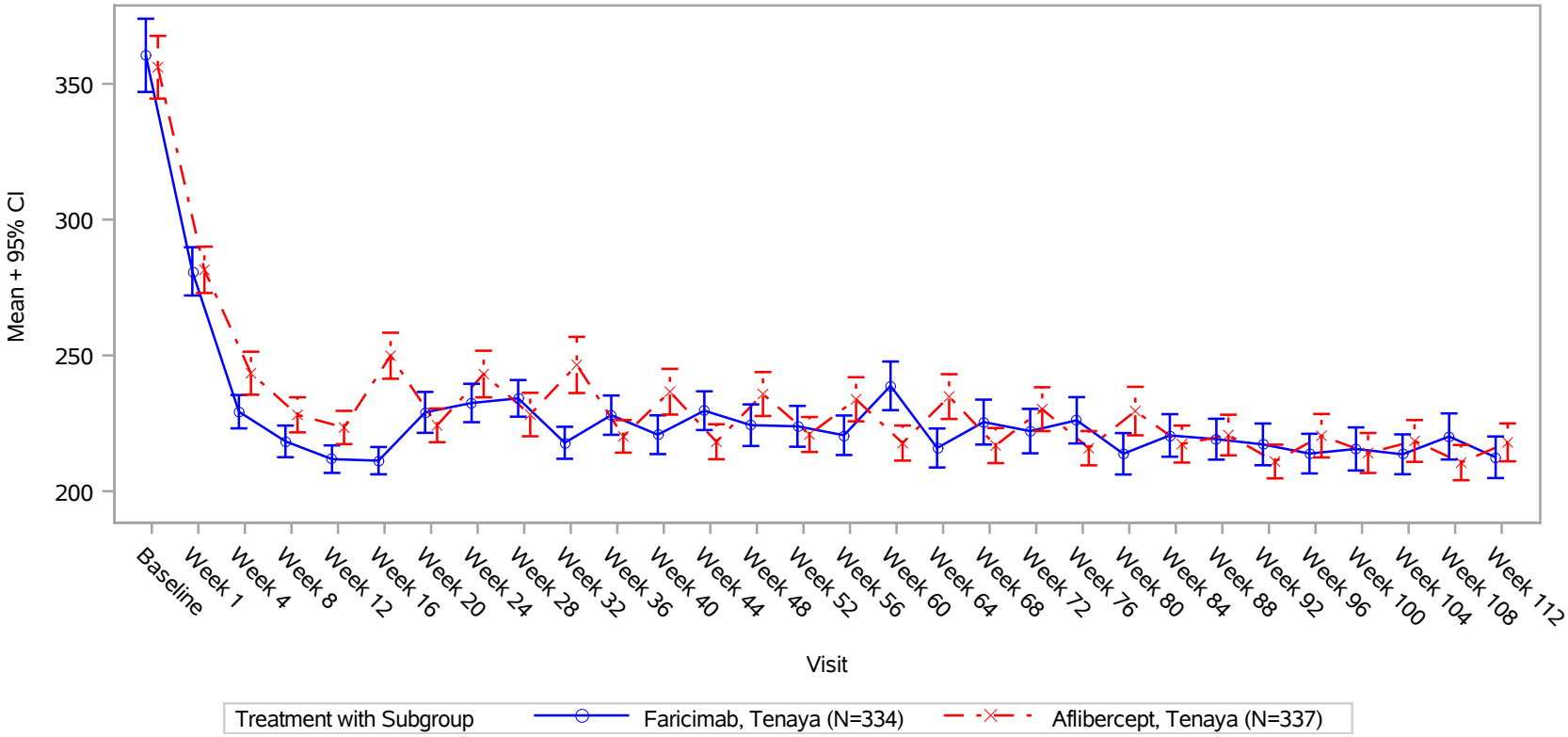

Units: microns. Early Termination (ET) visit was mapped to closest regular visit.
Treatment policy strategy was applied to non-COVID-19 related and hypothetical strategy was applied to COVID-19 related intercurrent events.
COVID-19 related intercurrent events are: Disc. of Treatment due to COVID-19, Prohibited Treatment/Therapy due to COVID-19, Missed Dose at Week 4,8,12,36,40,44,100,104 or 108 due to COVID-19 and COVID-19 Death.
Clinical cut-off: TENAYA 24MAR2022 and LUCERNE 23MAR2022

Program: ..l_studies/RO6867461/CDPT7716/share/ACE_pool_nAMD_Base/prod/program/g_mean_plot.sas
Output: ..re/ACE_pool_nAMD_CSR_Final/prod/output/g_mean_plot_SSRCST_PREST_IT_MAR2022_nAMD.pdf
08AUG2022 15:16

POPULATION: Intent-To-Treat Population
ENDPOINT: Center Subfield Thickness ILM-RPE Single Form in Study Eye throughout the Entire Study
STUDY: GR40306 & GR40844
Study; Lucerne (N=658)

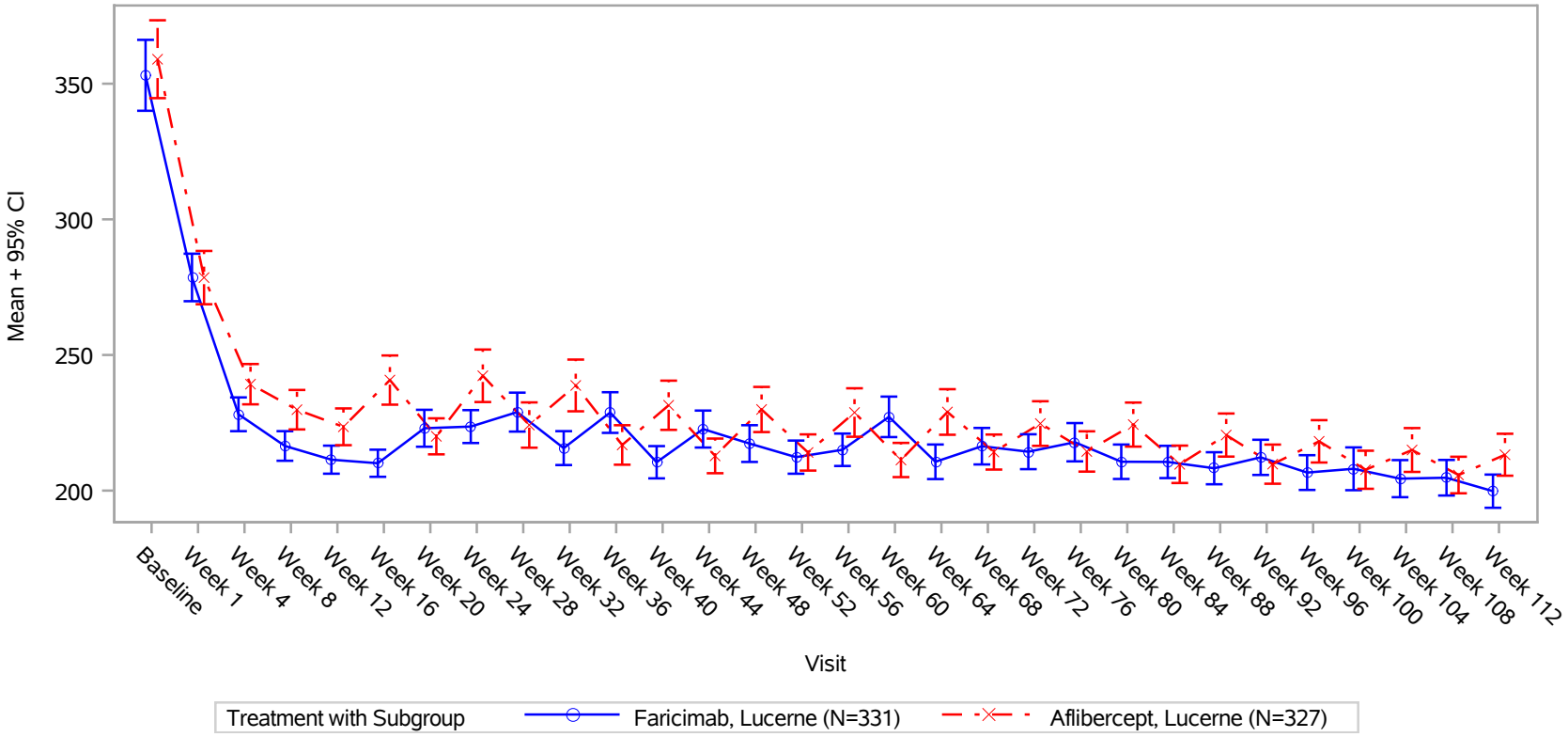

Units: microns. Early Termination (ET) visit was mapped to closest regular visit.
Treatment policy strategy was applied to non-COVID-19 related and hypothetical strategy was applied to COVID-19 related intercurrent events.
COVID-19 related intercurrent events are: Disc. of Treatment due to COVID-19, Prohibited Treatment/Therapy due to COVID-19, Missed Dose at Week 4,8,12,36,40,44,100,104 or 108 due to COVID-19 and COVID-19 Death.
Clinical cut-off: TENAYA 24MAR2022 and LUCERNE 23MAR2022

Program: ..l_studies/RO6867461/CDPT7716/share/ACE_pool_nAMD_Base/prod/program/g_mean_plot.sas
Output: ..re/ACE_pool_nAMD_CSR_Final/prod/output/g_mean_plot_SSRCST_PREST_IT_MAR2022_nAMD.pdf
08AUG2022 15:16

POPULATION: Intent-To-Treat Population
ENDPOINT: Center Subfield Thickness ILM-RPE Single Form in Study Eye throughout the Entire Study
MODEL: --
STUDY: GR40306 & GR40844
Compliance/Mean

		Faricimab (N=665)						Aflibercept (N=664)					
		Patients				Statistics		Patients				Statistics	
Name Visit	Level	in study[1]	%	with value[1]	%	Mean[2]	SD(Mean)	in study[1]	%	with value[1]	%	Mean[2]	SD(Mean)
All													
Baseline	n/a	665	100,0	655	98,5	356,79	122,08	664	100,0	655	98,6	357,55	119,40
Week 1	n/a	664	99,8	645	97,1	279,78	80,45	662	99,7	650	98,2	280,04	84,04
Week 4	n/a	664	99,8	649	97,7	228,71	56,54	662	99,7	651	98,3	241,38	70,46
Week 8	n/a	662	99,5	640	96,7	217,40	51,22	660	99,4	642	97,3	228,97	62,52
Week 12	n/a	660	99,2	643	97,4	211,61	46,60	657	98,9	638	97,1	223,50	58,49
Week 16	n/a	657	98,8	636	96,8	210,67	45,40	655	98,6	627	95,7	245,37	78,97
Week 20	n/a	657	98,8	623	94,8	225,94	64,25	650	97,9	615	94,6	222,14	57,20
Week 24	n/a	654	98,3	571	87,3	227,93	56,43	650	97,9	566	87,1	242,74	78,07
Week 28	n/a	652	98,0	574	88,0	231,55	59,97	646	97,3	549	85,0	226,21	68,76
Week 32	n/a	651	97,9	578	88,8	216,76	52,39	644	97,0	576	89,4	242,61	85,72
Week 36	n/a	650	97,7	576	88,6	228,40	63,49	642	96,7	576	89,7	218,56	57,17
Week 40	n/a	646	97,1	565	87,5	215,62	56,25	639	96,2	570	89,2	234,07	74,96
Week 44	n/a	643	96,7	556	86,5	226,13	59,06	637	95,9	539	84,6	215,54	53,52
Week 48	n/a	640	96,2	546	85,3	220,78	60,60	633	95,3	549	86,7	232,88	69,04
Week 52	n/a	631	94,9	553	87,6	218,02	57,92	629	94,7	544	86,5	217,52	54,94
Week 56	n/a	627	94,3	547	87,2	217,76	55,69	626	94,3	543	86,7	231,34	71,39
Week 60	n/a	622	93,5	544	87,5	232,89	69,01	625	94,1	539	86,2	214,51	53,24
Week 64	n/a	614	92,3	528	86,0	213,16	55,77	622	93,7	535	86,0	231,99	69,17
Week 68	n/a	610	91,7	531	87,0	220,77	62,11	616	92,8	530	86,0	215,53	53,40
Week 72	n/a	605	91,0	534	88,3	218,14	60,73	612	92,2	532	86,9	227,54	67,43
Week 76	n/a	599	90,1	518	86,5	221,88	63,77	610	91,9	522	85,6	215,13	56,66
Week 80	n/a	596	89,6	526	88,3	212,16	57,40	610	91,9	527	86,4	226,94	70,38
Week 84	n/a	594	89,3	529	89,1	215,37	57,11	605	91,1	514	85,0	213,65	55,83
Week 88	n/a	590	88,7	523	88,6	213,52	55,40	600	90,4	509	84,8	220,59	62,28
Week 92	n/a	588	88,4	514	87,4	214,63	57,49	598	90,1	507	84,8	210,36	54,15
Week 96	n/a	587	88,3	507	86,4	210,13	55,34	596	89,8	499	83,7	219,33	63,40
Week 100	n/a	583	87,7	513	88,0	211,65	64,43	590	88,9	504	85,4	210,91	58,03
Week 104	n/a	581	87,4	511	88,0	208,88	57,58	580	87,3	508	87,6	216,80	63,73
Week 108	n/a	577	86,8	508	88,0	212,15	61,23	576	86,7	491	85,2	208,20	52,57
Week 112	n/a	572	86,0	512	89,5	205,88	56,10	571	86,0	506	88,6	215,61	59,44
Study													
Baseline	Tenaya	334	100,0	328	98,2	360,48	124,09	337	100,0	332	98,5	356,10	106,95
Week 1	Tenaya	333	99,7	325	97,6	280,95	81,36	336	99,7	330	98,2	281,52	78,71
Week 4	Tenaya	333	99,7	322	96,7	229,29	55,95	336	99,7	331	98,5	243,45	73,19
Week 8	Tenaya	332	99,4	317	95,5	218,36	52,68	335	99,4	324	96,7	228,13	59,09
Week 12	Tenaya	331	99,1	320	96,7	211,81	46,08	333	98,8	324	97,3	223,47	56,03
Week 16	Tenaya	330	98,8	318	96,4	211,25	45,53	331	98,2	317	95,8	249,89	76,68
Week 20	Tenaya	330	98,8	305	92,4	229,03	66,77	329	97,6	309	93,9	224,25	55,34
Week 24	Tenaya	327	97,9	278	85,0	232,49	59,83	329	97,6	283	86,0	243,14	73,32
Week 28	Tenaya	325	97,3	285	87,7	234,20	57,83	328	97,3	276	84,1	228,23	67,51
Week 32	Tenaya	324	97,0	291	89,8	217,84	51,09	327	97,0	286	87,5	246,50	88,84
Week 36	Tenaya	324	97,0	285	88,0	228,01	62,06	325	96,4	296	91,1	220,20	52,42
Week 40	Tenaya	322	96,4	282	87,6	220,81	60,87	324	96,1	287	88,6	236,64	72,43
Week 44	Tenaya	320	95,8	275	85,9	229,66	60,01	324	96,1	272	84,0	218,23	53,94
Week 48	Tenaya	319	95,5	269	84,3	224,32	63,77	323	95,8	278	86,1	235,79	68,52
Week 52	Tenaya	317	94,9	272	85,8	223,90	62,99	322	95,5	276	85,7	220,89	54,28
Week 56	Tenaya	314	94,0	267	85,0	220,61	60,40	321	95,3	274	85,4	233,85	68,29
Week 60	Tenaya	311	93,1	267	85,9	238,80	74,34	321	95,3	270	84,1	217,73	53,86
Week 64	Tenaya	303	90,7	252	83,2	215,92	57,86	319	94,7	274	85,9	234,85	69,40
Week 68	Tenaya	300	89,8	257	85,7	225,46	67,32	317	94,1	267	84,2	216,82	53,65
Week 72	Tenaya	297	88,9	260	87,5	222,15	66,91	316	93,8	273	86,4	230,22	67,69
Week 76	Tenaya	293	87,7	253	86,3	226,12	68,84	315	93,5	257	81,6	215,85	51,41

Week 80	Tenaya	290	86,8	254	87,6	213,78	61,69	315	93,5	265	84,1	229,51	73,80
Week 84	Tenaya	288	86,2	255	88,5	220,54	63,54	314	93,2	265	84,4	217,36	56,23
Week 88	Tenaya	285	85,3	253	88,8	219,16	60,84	312	92,6	265	84,9	220,69	61,75
Week 92	Tenaya	284	85,0	245	86,3	217,24	61,06	310	92,0	262	84,5	210,94	51,06
Week 96	Tenaya	283	84,7	245	86,6	213,86	57,98	308	91,4	256	83,1	220,45	65,00
Week 100	Tenaya	281	84,1	246	87,5	215,57	63,16	308	91,4	254	82,5	214,08	59,59
Week 104	Tenaya	280	83,8	249	88,9	213,59	58,76	304	90,2	262	86,2	218,51	63,22
Week 108	Tenaya	277	82,9	244	88,1	220,16	67,32	300	89,0	251	83,7	210,55	52,18
Week 112	Tenaya	275	82,3	245	89,1	212,51	60,79	296	87,8	254	85,8	217,98	56,45
Baseline	Lucerne	331	100,0	327	98,8	353,09	120,10	327	100,0	323	98,8	359,03	131,13
Week 1	Lucerne	331	100,0	320	96,7	278,58	79,63	326	99,7	320	98,2	278,53	89,31
Week 4	Lucerne	331	100,0	327	98,8	228,13	57,19	326	99,7	320	98,2	239,23	67,56
Week 8	Lucerne	330	99,7	323	97,9	216,46	49,81	325	99,4	318	97,8	229,83	65,92
Week 12	Lucerne	329	99,4	323	98,2	211,40	47,19	324	99,1	314	96,9	223,52	61,02
Week 16	Lucerne	327	98,8	318	97,2	210,09	45,33	324	99,1	310	95,7	240,75	81,11
Week 20	Lucerne	327	98,8	318	97,2	222,98	61,71	321	98,2	306	95,3	220,01	59,02
Week 24	Lucerne	327	98,8	293	89,6	223,60	52,75	321	98,2	283	88,2	242,33	82,68
Week 28	Lucerne	327	98,8	289	88,4	228,94	62,00	318	97,2	273	85,8	224,17	70,06
Week 32	Lucerne	327	98,8	287	87,8	215,67	53,74	317	96,9	290	91,5	238,77	82,50
Week 36	Lucerne	326	98,5	291	89,3	228,78	64,95	317	96,9	280	88,3	216,83	61,85
Week 40	Lucerne	324	97,9	283	87,3	210,46	50,81	315	96,3	283	89,8	231,46	77,48
Week 44	Lucerne	323	97,6	281	87,0	222,69	58,00	313	95,7	267	85,3	212,80	53,05
Week 48	Lucerne	321	97,0	277	86,3	217,34	57,26	310	94,8	271	87,4	229,90	69,57
Week 52	Lucerne	314	94,9	281	89,5	212,33	52,04	307	93,9	268	87,3	214,06	55,49
Week 56	Lucerne	313	94,6	280	89,5	215,05	50,76	305	93,3	269	88,2	228,78	74,46
Week 60	Lucerne	311	94,0	277	89,1	227,19	63,06	304	93,0	269	88,5	211,28	52,51
Week 64	Lucerne	311	94,0	276	88,7	210,63	53,77	303	92,7	261	86,1	228,99	68,94
Week 68	Lucerne	310	93,7	274	88,4	216,37	56,57	299	91,4	263	88,0	214,22	53,21
Week 72	Lucerne	308	93,1	274	89,0	214,34	54,07	296	90,5	259	87,5	224,72	67,18
Week 76	Lucerne	306	92,4	265	86,6	217,84	58,36	295	90,2	265	89,8	214,43	61,42
Week 80	Lucerne	306	92,4	272	88,9	210,64	53,16	295	90,2	262	88,8	224,34	66,78
Week 84	Lucerne	306	92,4	274	89,5	210,57	50,04	291	89,0	249	85,6	209,69	55,23
Week 88	Lucerne	305	92,1	270	88,5	208,24	49,31	288	88,1	244	84,7	220,48	62,97
Week 92	Lucerne	304	91,8	269	88,5	212,26	54,04	288	88,1	245	85,1	209,75	57,36
Week 96	Lucerne	304	91,8	262	86,2	206,65	52,63	288	88,1	243	84,4	218,16	61,79
Week 100	Lucerne	302	91,2	267	88,4	208,04	65,49	282	86,2	250	88,7	207,69	56,34
Week 104	Lucerne	301	90,9	262	87,0	204,41	56,19	276	84,4	246	89,1	214,97	64,35
Week 108	Lucerne	300	90,6	264	88,0	204,75	54,10	276	84,4	240	87,0	205,75	52,97
Week 112	Lucerne	297	89,7	267	89,9	199,79	50,77	275	84,1	252	91,6	213,23	62,32

[1] in study: number of subjects in study at respective visit; % based on baseline
with value: number of subjects in study and with value at respective visit - used for the calculation of the mean and SD; % based on patients in study at respective visit
[2] mean: descriptive statistics - absolute values
Treatment policy strategy was applied to non-COVID-19 related and hypothetical strategy was applied to COVID-19 related intercurrent events (IEs).
COVID-19 related IEs are: Disc. of Treatment due to COVID-19, Prohibited Treatment/Therapy due to COVID-19, Missed Dose at Week 4,8,12,36,40,44,100,104 or 108 due to COVID-19 and COVID-19 Death.
Units: microns. Early Termination (ET) visit was mapped to closest regular visit. Clinical cut-off: TENAYA 24MAR2022 and LUCERNE 23MAR2022

Program: root/clinical_studies/RO6867461/CDPT7716/share/ACE_pool_nAMD_Base/prod/program/t_eff_mean.sas
Output: root/clinical_studies/RO6867461/CDPT7716/share/ACE_pool_nAMD_CSR_Final/prod/output/t_eff_mean_SSRCST_PREST_IT_MAR2022_nAMD.xls
08AUG2022 14:20

POPULATION: Intent-To-Treat Population
ENDPOINT: Center Subfield Thickness ILM-RPE Single Form in Study Eye averaged over Weeks 40, 44 and 48
MODEL: Adjusted Analysis for Study, Baseline BCVA ETDRS letter score, LLD, Geographic region
STUDY: GR40306 & GR40844
Change from Baseline (Analysis of MMRM)

		Faricimab (N=665)					Aflibercept (N=664)					Difference between Treatments (Faricimab - Aflibercept)									Effects		
		N			Statistics		N			Statistics		Statistics											
Name	Level	Total	with baseline value	included in analysis[1]	LSMeans[2]	SE (LSMeans)	Total	with baseline value	included in analysis[1]	LSMeans[2]	SE (LSMeans)	LSMeans[3]	SE (LSMeans)	95% CI (LL)	95% CI (UL)	Hedges g	95% CI Hedges g (LL)	95% CI Hedges g (UL)	Population	Method	p-value (treatment)	p-value (visit)	p-value (subgroup* treatment)
All	n/a	665	655	589	-136,80	2,10	664	655	584	-129,92	2,11	-6,88	2,98	-12,72	-1,04	-0,13	-0,25	-0,02	Intent-To-Treat Population	adjusted	0,0002	<.0001	
Study	Tenaya	334	328	291	-136,39	2,95	337	332	297	-129,25	2,94	-7,13	4,17	-15,32	1,06	-0,14	-0,30	0,02	Intent-To-Treat Population	adjusted	0,0037	<.0001	0,8382
	Lucerne	331	327	298	-137,13	3,00	327	323	287	-130,62	3,03	-6,51	4,27	-14,89	1,87	-0,13	-0,29	0,04	Intent-To-Treat Population	adjusted	0,0161	<.0001	

[1] Patients with a value at baseline and at least one post-baseline value at Week 40, Week 44 or Week 48.
[2] LSMeans of change from baseline from MMRM (including all available records from all selected visits). Selected visits: Week 4, 8, 12, 16, 20, 24, 28, 32, 36, 40, 44, 48, every 4 Weeks up to 112. Early Termination (ET) visit was mapped to closest regular visit.
[3] Contrasts from MMRM
[4] Factors/Covariates: treatment, visit, treatment-by-visit interaction, baseline value. In addition adjusted for randomization stratification factors.
Data as observed (no imputation of missing values). Covariance matrix: unstructured. Treatment policy strategy was applied to non-COVID-19 related and hypothetical strategy was applied to COVID-19 related intercurrent events.
COVID-19 related intercurrent events are: Disc. of Treatment due to COVID-19, Prohibited Treatment/Therapy due to COVID-19, Missed Dose at Week 4,8,12,36,40 or 44 due to COVID-19 and COVID-19 Death. Clinical cut-off: TENAYA 24MAR2022 and LUCERNE 23MAR2022

Program: root/clinical_studies/RO6867461/CDPT7716/share/ACE_pool_nAMD_Base/prod/program/t_eff_mmrm.sas
Output: root/clinical_studies/RO6867461/CDPT7716/share/ACE_pool_nAMD_CSR_Final/prod/output/t_eff_mmrm_adj_SSRCST_YR1_PREST_IT_MAR2022_nAMD.xls
29JUL2022 12:10

POPULATION: Intent-To-Treat Population
ENDPOINT: Center Subfield Thickness ILM-RPE Single Form in Study Eye averaged over Weeks 104, 108 and 112
MODEL: Adjusted Analysis for Study, Baseline BCVA ETDRS letter score, LLD, Geographic region
STUDY: GR40306 & GR40844
Change from Baseline (Analysis of MMRM)

		Faricimab (N=665)					Aflibercept (N=664)					Difference between Treatments (Faricimab - Aflibercept)									Effects		
		N			Statistics		N			Statistics		Statistics											
Name	Level	Total	with baseline value	included in analysis[1]	LSMeans[2]	SE (LSMeans)	Total	with baseline value	included in analysis[1]	LSMeans[2]	SE (LSMeans)	LSMeans[3]	SE (LSMeans)	95% CI (LL)	95% CI (UL)	Hedges g	95% CI Hedges g (LL)	95% CI Hedges g (UL)	Population	Method	p-value (treatment)	p-value (visit)	p-value (subgroup* treatment)
All	n/a	665	655	533	-146,31	2,20	664	655	524	-145,65	2,21	-0,65	3,12	-6,78	5,47	-0,01	-0,13	0,11	Intent-To-Treat Population	adjusted	0,0123	<.0001	
Study	Tenaya	334	328	258	-145,03	3,18	337	332	269	-147,14	3,14	2,10	4,47	-6,68	10,89	0,04	-0,13	0,21	Intent-To-Treat Population	adjusted	0,1268	<.0001	0,6972
	Lucerne	331	327	275	-147,69	3,00	327	323	255	-143,97	3,07	-3,72	4,29	-12,15	4,70	-0,08	-0,25	0,09	Intent-To-Treat Population	adjusted	0,0444	<.0001	

[1] Patients with a value at baseline and a post-baseline value at the respective visit.
[2] LSMeans of change from baseline from MMRM (including all available records from all selected visits). Selected visits: Week 4, 8, 12, 16, 20, 24, 28, 32, 36, 40, 44, 48, every 4 Weeks up to 112. Early Termination (ET) visit was mapped to closest regular visit.
[3] Contrasts from MMRM
[4] Factors/Covariates: treatment, visit, treatment-by-visit interaction, baseline value. In addition adjusted for randomization stratification factors.
Data as observed (no imputation of missing values). Covariance matrix: unstructured. Treatment policy strategy was applied to non-COVID-19 related and hypothetical strategy was applied to COVID-19 related intercurrent events.
COVID-19 related intercurrent events are: Disc. of Treatment due to COVID-19, Prohibited Treatment/Therapy due to COVID-19, Missed Dose at Week 4,8,12,36,40,44,100,104 or 108 due to COVID-19 and COVID-19 Death. Clinical cut-off: TENAYA 24MAR2022 and LUCERNE 23MAR2022

Program: root/clinical_studies/RO6867461/CDPT7716/share/ACE_pool_nAMD_Base/prod/program/t_eff_mmrm.sas
Output: root/clinical_studies/RO6867461/CDPT7716/share/ACE_pool_nAMD_CSR_Final/prod/output/t_eff_mmrm_adj_SSRCST_YR2_PREST_IT_MAR2022_nAMD.xls
09AUG2022 1:08

POPULATION: Intent-To-Treat Population
ENDPOINT: Proportion of Patients with Absence of Intraretinal Fluid through Week 48
MODEL: Stratified Analysis by Study, Baseline BCVA ETDRS letter score, LLD, Geographic region (combined)
STUDY: GR40306 & GR40844
Dichotomous Analysis (Efficacy)

		Faricimab (N=665)				Aflibercept (N=664)				Faricimab vs. Aflibercept																Aflibercept vs. Faricimab					
		Patients		Patients with Event		Patients		Patients with Event		Odds Ratio				Absolute Risk Difference				Relative Risk								Relative Risk					
Name	Level	n	%	n	%	n	%	n	%	Odds Ratio		Convergence Reason	95% Lower CL	95% Upper CL	Absolute Risk		Convergence Reason	95% Lower CL	95% Upper CL	Relative Risk		Convergence Reason	95% Lower CL	95% Upper CL	p-value (Cochran Mantel-Haenszel)	Interaction Test p-value (likelihood ratio)	Relative Risk		Convergence Reason	95% Lower CL	95% Upper CL
All	n/a	665	100,0	652	98,0	663	99,8	634	95,6	2,27		Convergence criterion (GCONV=1E-8) satisfied.	1,17	4,42		*	WARNING: The relative Hessian convergence criterion of 0.6177671996 is greater than the limit of 0.0001. The convergence is questionable.				*	WARNING: The relative Hessian convergence criterion of 0.6606776299 is greater than the limit of 0.0001. The convergence is questionable.			0,0130			*	WARNING: The relative Hessian convergence criterion of 0.6606776299 is greater than the limit of 0.0001. The convergence is questionable.		
Study	Tenaya	334	50,2	328	98,2	337	50,8	325	96,4	2,01		Convergence criterion (GCONV=1E-8) satisfied.	0,74	5,48		*	WARNING: The relative Hessian convergence criterion of 0.5687354057 is greater than the limit of 0.0001. The convergence is questionable.				*	WARNING: The relative Hessian convergence criterion of 0.5794619181 is greater than the limit of 0.0001. The convergence is questionable.			0,1621	0,1488		*	WARNING: The relative Hessian convergence criterion of 0.5794619181 is greater than the limit of 0.0001. The convergence is questionable.		
	Lucerne	331	49,8	324	97,9	326	49,1	309	94,8	2,50		Convergence criterion (GCONV=1E-8) satisfied.	1,02	6,09		*	WARNING: The relative Hessian convergence criterion of 0.6003873845 is greater than the limit of 0.0001. The convergence is questionable.				*	WARNING: The relative Hessian convergence criterion of 0.702824662 is greater than the limit of 0.0001. The convergence is questionable.			0,0382			*	WARNING: The relative Hessian convergence criterion of 0.702824662 is greater than the limit of 0.0001. The convergence is questionable.		

* indicates convergence problem. Result is uninterpretable.
Only patients with at least one value are used for analysis. For stratification Asia and rest of the world regions are combined due to a small number of enrolled patients. The stratification factor is excluded if it is the subgroup. OR is computed by stratified analysis, RR and ARD by adjusted analysis.
Early Termination (ET) visit was mapped to closest regular visit.
Treatment policy strategy was applied to non-COVID-19 related and hypothetical strategy was applied to COVID-19 related intercurrent events. COVID-19 related intercurrent events are: Disc. of Treatment due to COVID-19, Prohibited Treatment/Therapy due to COVID-19, Missed Dose at Week 4,8,12,36,40 or 44 due to COVID-19 and COVID-19 Death.
Clinical cut-off: TENAYA 24MAR2022 and LUCERNE 23MAR2022

Program: root/clinical_studies/RO6867461/CDP7716/share/ACE_pool_nAMD_CSR_Final/prod/program/t_eff_resp.sas
Output: root/clinical_studies/RO6867461/CDP7716/share/ACE_pool_nAMD_CSR_Final/prod/output/t_eff_resp_str_SNOIRF_W48_PREST_IT_MAR2022_nAMD.xls
12MAY2022 15:08

POPULATION: Intent-To-Treat Population
ENDPOINT: Proportion of Patients with Absence of Intraretinal Fluid throughout the Entire Study
MODEL: Stratified Analysis by Study, Baseline BCVA ETDRS letter score, LLD, Geographic region (combined)
STUDY: GR40306 & GR40844
Dichotomous Analysis (Efficacy)

		Faricimab (N=665)				Aflibercept (N=664)				Faricimab vs. Aflibercept																		Aflibercept vs. Faricimab			
		Patients		Patients with Event		Patients		Patients with Event		Odds Ratio				Absolute Risk Difference				Relative Risk										Relative Risk			
Name	Level	n	%	n	%	n	%	n	%	Odds Ratio		Convergence Reason	95% Lower CL	95% Upper CL	Absolute Risk		Convergence Reason	95% Lower CL	95% Upper CL	Relative Risk		Convergence Reason	95% Lower CL	95% Upper CL	p-value (Cochran-Mantel-Haenszel)	Interaction Test p-value (likelihood ratio)	Relative Risk		Convergence Reason	95% Lower CL	95% Upper CL
All	n/a	663	100,0	652	98,0	663	99,8	640	96,5	1,78		Convergence criterion (GCONV=1E-8) satisfied.	0,89	3,55		*	WARNING: The relative Hessian convergence criterion of 0.6133232737 is greater than the limit of 0.0001. The convergence is questionable.				*	WARNING: The relative Hessian convergence criterion of 0.6477838472 is greater than the limit of 0.0001. The convergence is questionable.			0,0979			*	WARNING: The relative Hessian convergence criterion of 0.6477838472 is greater than the limit of 0.0001. The convergence is questionable.		
Study	Tenaya	334	50,2	328	98,2	337	50,8	326	96,7	1,83		Convergence criterion (GCONV=1E-8) satisfied.	0,67	5,04		*	WARNING: The relative Hessian convergence criterion of 0.5170387353 is greater than the limit of 0.0001. The convergence is questionable.				*	WARNING: The relative Hessian convergence criterion of 0.5243620329 is greater than the limit of 0.0001. The convergence is questionable.			0,2355	1,0000		*	WARNING: The relative Hessian convergence criterion of 0.5243620329 is greater than the limit of 0.0001. The convergence is questionable.		
	Lucerne	331	49,8	324	97,9	326	49,1	314	96,3	1,74		Convergence criterion (GCONV=1E-8) satisfied.	0,67	4,47		*	WARNING: The relative Hessian convergence criterion of 0.7441697744 is greater than the limit of 0.0001. The convergence is questionable.				*	WARNING: The relative Hessian convergence criterion of 0.8597991751 is greater than the limit of 0.0001. The convergence is questionable.			0,2476			*	WARNING: The relative Hessian convergence criterion of 0.8597991751 is greater than the limit of 0.0001. The convergence is questionable.		

* indicates convergence problem. Result is uninterpretable.
Only patients with at least one value are used for analysis. For stratification Asia and rest of the world regions are combined due to a small number of enrolled patients. The stratification factor is excluded if it is the subgroup. OR is computed by stratified analysis, RR and ARD by adjusted analysis.
Early Termination (ET) visit was mapped to closest regular visit.
Treatment policy strategy was applied to non-COVID-19 related and hypothetical strategy was applied to COVID-19 related intercurrent events. COVID-19 related intercurrent events are: Disc. of Treatment due to COVID-19, Prohibited Treatment/Therapy due to COVID-19, Missed Dose at Week 4,8,12,36,40,44,100,104 or 108 due to COVID-19 and COVID-19 Death.
Clinical cut-off: TENAYA 24MAR2022 and LUCERNE 23MAR2022

Program: root/clinical_studies/RO6867461/CDPT7716/share/ACE_pool_nAMD_CSR_Final/prod/program/t_eff_resp.sas
Output: root/clinical_studies/RO6867461/CDPT7716/share/ACE_pool_nAMD_CSR_Final/prod/output/t_eff_resp_str_SNOIRF_PREST_IT_MAR2022_nAMD.xls
08AUG2022 14:04

POPULATION: Intent-To-Treat Population
ENDPOINT: Proportion of Patients with a >= 15-point Improvement from Baseline in NEI VFQ-25 Composite Score through Week 48
MODEL: Stratified Analysis by Study, Baseline BCVA ETDRS letter score, LLD, Geographic region (combined)
STUDY: GM40306 & GM40844
Dichotomous Analysis (Efficacy)

		Faricimab (N=665)				Aflibercept (N=664)				Faricimab vs. Aflibercept															Aflibercept vs. Faricimab				
		Patients		Patients with Event		Patients		Patients with Event		Odds Ratio					Absolute Risk Difference				Relative Risk						Relative Risk				
Name	Level	n	%	n	%	n	%	n	%	Odds Ratio	Convergence Reason	95% Lower CL	95% Upper CL	Absolute Risk	Convergence Reason	95% Lower CL	95% Upper CL	Relative Risk	Convergence Reason	95% Lower CL	95% Upper CL	p-value (Cochran-Mantel-Haenszel)	Interaction Test p-value (likelihood ratio)	Relative Risk	Convergence Reason	95% Lower CL	95% Upper CL
All	n/a	635	95,5	112	17,6	625	94,1	109	17,4	1,00	Convergence criterion (GCONV=1E-8) satisfied.	0,75	1,35	0,005	Algorithm converged.	-0,037	0,046	1,00	Algorithm converged.	0,79	1,27	0,9773		1,00	Algorithm converged.	0,78	1,26
Study	Tenaya	317	47,7	52	16,4	317	47,7	45	14,2	1,17	Convergence criterion (GCONV=1E-8) satisfied.	0,76	1,80	0,022	Algorithm converged.	-0,034	0,078	1,15	Algorithm converged.	0,80	1,67	0,4845	0,3345	0,87	Algorithm converged.	0,60	1,25
	Lucerne	318	47,8	60	18,9	308	46,4	64	20,8	0,89	Convergence criterion (GCONV=1E-8) satisfied.	0,60	1,32	-0,015	Algorithm converged.	-0,077	0,047	0,91	Algorithm converged.	0,66	1,24	0,5485		1,10	Algorithm converged.	0,81	1,51

* indicates convergence problem. Result is uninterpretable.
Only patients with at least one value are used for analysis. For stratification Asia and rest of the world regions are combined due to a small number of enrolled patients. The stratification factor is excluded if it is the subgroup. OR is computed by stratified analysis, RR and ARD by adjusted analysis.
Early Termination (ET) visit was mapped to closest regular visit.
Treatment policy strategy was applied to non-COVID-19 related and hypothetical strategy was applied to COVID-19 related intercurrent events. COVID-19 related intercurrent events are: Disc. of Treatment due to COVID-19, Prohibited Treatment/Therapy due to COVID-19, Missed Dose at Week 4,8,12,36,40 or 44 due to COVID-19 and COVID-19 Death.
Clinical cut-off: TENAYA 24MAR2022 and LUCERNE 23MAR2022

Program: root/clinical_studies/RO6867461/CDPT7716/share/ACE_pool_nAMD_CSR_Final/prod/program/t_eff_resp.sas
Output: root/clinical_studies/RO6867461/CDPT7716/share/ACE_pool_nAMD_CSR_Final/prod/output/t_eff_resp_str_QBCSCORE15_W48_PREST_IT_MAR2022_nAMD.xls
12MAY2022 15:45

POPULATION: Intent-To-Treat Population
ENDPOINT: Proportion of Patients with a >= 15-point Improvement from Baseline in NEI VFQ-25 Composite Score throughout the Entire Study
MODEL: Stratified Analysis by Study, Baseline BCVA ETDRS letter score, LLD, Geographic region (combined)
STUDY: GM40306 & GM40844
Dichotomous Analysis (Efficacy)

		Faricimab (N=665)				Aflibercept (N=664)				Faricimab vs. Aflibercept																Aflibercept vs. Faricimab				
		Patients		Patients with Event		Patients		Patients with Event		Odds Ratio					Absolute Risk Difference					Relative Risk							Relative Risk				
Name	Level	n	%	n	%	n	%	n	%	Odds Ratio		Convergence Reason	95% Lower CL	95% Upper CL	Absolute Risk		Convergence Reason	95% Lower CL	95% Upper CL	Relative Risk		Convergence Reason	95% Lower CL	95% Upper CL	p-value (Cochran-Mantel-Haenszel)	Interaction Test p-value (likelihood ratio)	Relative Risk		Convergence Reason	95% Lower CL	95% Upper CL
All	n/a	637	95,8	151	23,7	629	94,7	135	21,5	1,12		Convergence criterion (GCONV=1E-8) satisfied.	0,86	1,46	0,024		Algorithm converged.	-0,021	0,070	1,10		Algorithm converged.	0,89	1,34	0,4075		0,91		Algorithm converged.	0,74	1,12
Study	Tenaya	317	47,7	73	23,0	321	48,3	58	18,1	1,32		Convergence criterion (GCONV=1E-8) satisfied.	0,90	1,95	0,050		Algorithm converged.	-0,012	0,112	1,26		Algorithm converged.	0,93	1,72	0,1605	0,2155	0,79		Algorithm converged.	0,58	1,08
	Lucerne	320	48,1	78	24,4	308	46,4	77	25,0	0,97		Convergence criterion (GCONV=1E-8) satisfied.	0,67	1,39	-0,007		Algorithm converged.	-0,074	0,060	0,98		Algorithm converged.	0,74	1,29	0,8510		1,02		Algorithm converged.	0,78	1,34

* indicates convergence problem. Result is uninterpretable.
Only patients with at least one value are used for analysis. For stratification Asia and rest of the world regions are combined due to a small number of enrolled patients. The stratification factor is excluded if it is the subgroup. OR is computed by stratified analysis, RR and ARD by adjusted analysis.
Early Termination (ET) visit was mapped to closest regular visit.
Treatment policy strategy was applied to non-COVID-19 related and hypothetical strategy was applied to COVID-19 related intercurrent events. COVID-19 related intercurrent events are: Disc. of Treatment due to COVID-19, Prohibited Treatment/Therapy due to COVID-19, Missed Dose at Week 4,8,12,36,40,44,100,104 or 108 due to COVID-19 and COVID-19 Death.
Clinical cut-off: TENAYA 24MAR2022 and LUCERNE 23MAR2022

Program: root/clinical_studies/RO6867461/CDPT7716/share/ACE_pool_nAMD_CSR_Final/prod/program/t_eff_resp.sas
Output: root/clinical_studies/RO6867461/CDPT7716/share/ACE_pool_nAMD_CSR_Final/prod/output/t_eff_resp_str_QBCSCORE15_PREST_IT_MAR2022_nAMD.xls
08AUG2022 16:04

POPULATION: Intent-To-Treat Population
ENDPOINT: Proportion of Patients with a >= 15-point Improvement from Baseline in NEI VFQ-25 General Health subscale through Week 48
MODEL: Stratified Analysis by Study, Baseline BCVA ETDRS letter score, LLD, Geographic region (combined)
STUDY: GM40306 & GM40844
Dichotomous Analysis (Efficacy)

		Faricimab (N=665)				Aflibercept (N=664)				Faricimab vs. Aflibercept																Aflibercept vs. Faricimab				
		Patients		Patients with Event		Patients		Patients with Event		Odds Ratio					Absolute Risk Difference				Relative Risk							Relative Risk				
Name	Level	n	%	n	%	n	%	n	%	Odds Ratio		Convergence Reason	95% Lower CL	95% Upper CL	Absolute Risk		Convergence Reason	95% Lower CL	95% Upper CL	Relative Risk		Convergence Reason	95% Lower CL	95% Upper CL	p-value (Cochran-Mantel-Haenszel)	Interaction Test p-value (likelihood ratio)	Relative Risk		Convergence Reason	95% Lower CL	95% Upper CL
All	n/a	635	95,5	180	28,3	625	94,1	187	29,9	0,92		Convergence criterion (GCONV=1E-8) satisfied.	0,72	1,18	-0,016		Algorithm converged.	-0,066	0,034	0,95		Algorithm converged.	0,80	1,13	0,5227		1,06		Algorithm converged.	0,89	1,25
Study	Tenaya	317	47,7	94	29,7	317	47,7	99	31,2	0,92		Convergence criterion (GCONV=1E-8) satisfied.	0,66	1,30	-0,015		Algorithm converged.	-0,087	0,056	0,95		Algorithm converged.	0,75	1,20	0,6496	0,9681	1,05		Algorithm converged.	0,83	1,33
	Lucerne	318	47,8	86	27,0	308	46,4	88	28,6	0,92		Convergence criterion (GCONV=1E-8) satisfied.	0,65	1,31	-0,016		Algorithm converged.	-0,086	0,054	0,94		Algorithm converged.	0,73	1,21	0,6530		1,06		Algorithm converged.	0,83	1,37

* indicates convergence problem. Result is uninterpretable.
Only patients with at least one value are used for analysis. For stratification Asia and rest of the world regions are combined due to a small number of enrolled patients. The stratification factor is excluded if it is the subgroup. OR is computed by stratified analysis, RR and ARD by adjusted analysis.
Early Termination (ET) visit was mapped to closest regular visit.
Treatment policy strategy was applied to non-COVID-19 related and hypothetical strategy was applied to COVID-19 related intercurrent events. COVID-19 related intercurrent events are: Disc. of Treatment due to COVID-19, Prohibited Treatment/Therapy due to COVID-19, Missed Dose at Week 4,8,12,36,40 or 44 due to COVID-19 and COVID-19 Death.
Clinical cut-off: TENAYA 24MAR2022 and LUCERNE 23MAR2022

Program: root/clinical_studies/RO6867461/CDPT7716/share/ACE_pool_nAMD_CSR_Final/prod/program/t_eff_resp.sas
Output: root/clinical_studies/RO6867461/CDPT7716/share/ACE_pool_nAMD_CSR_Final/prod/output/t_eff_resp_str_QSBGH15_W48_PREST_IT_MAR2022_nAMD.xls
12MAY2022 16:08

POPULATION: Intent-To-Treat Population
ENDPOINT: Proportion of Patients with a >= 15-point Improvement from Baseline in NEI VFQ-25 General Health subscale throughout the Entire Study
MODEL: Stratified Analysis by Study, Baseline BCVA ETDRS letter score, LLD, Geographic region (combined)
STUDY: GM40306 & GM40844
Dichotomous Analysis (Efficacy)

		Faricimab (N=665)				Aflibercept (N=664)				Faricimab vs. Aflibercept																Aflibercept vs. Faricimab				
		Patients		Patients with Event		Patients		Patients with Event		Odds Ratio					Absolute Risk Difference				Relative Risk							Relative Risk				
Name	Level	n	%	n	%	n	%	n	%	Odds Ratio		Convergence Reason	95% Lower CL	95% Upper CL	Absolute Risk	Convergence Reason	95% Lower CL	95% Upper CL	Relative Risk		Convergence Reason	95% Lower CL	95% Upper CL	p-value (Cochran-Mantel-Haenszel)	Interaction Test p-value (likelihood ratio)	Relative Risk		Convergence Reason	95% Lower CL	95% Upper CL
All	n/a	637	95,8	244	38,3	629	94,7	236	37,5		*	NE			0,008	Algorithm converged.	-0,045	0,061	1,02		Algorithm converged.	0,89	1,17	0,8293		0,98		Algorithm converged.	0,85	1,13
Study	Tenaya	317	47,7	119	37,5	321	48,3	121	37,7	0,99		Convergence criterion (GCONV=1E-8) satisfied.	0,72	1,36	-0,001	Algorithm converged.	-0,076	0,074	1,00		Algorithm converged.	0,82	1,22	0,9436	0,7832	1,00		Algorithm converged.	0,82	1,22
	Lucerne	320	48,1	125	39,1	308	46,4	115	37,3	1,06		Convergence criterion (GCONV=1E-8) satisfied.	0,77	1,47	0,016	Algorithm converged.	-0,060	0,091	1,04		Algorithm converged.	0,85	1,26	0,7058		0,97		Algorithm converged.	0,79	1,18

* indicates convergence problem. Result is uninterpretable.
Only patients with at least one value are used for analysis. For stratification Asia and rest of the world regions are combined due to a small number of enrolled patients. The stratification factor is excluded if it is the subgroup. OR is computed by stratified analysis, RR and ARD by adjusted analysis.
Early Termination (ET) visit was mapped to closest regular visit.
Treatment policy strategy was applied to non-COVID-19 related and hypothetical strategy was applied to COVID-19 related intercurrent events. COVID-19 related intercurrent events are: Disc. of Treatment due to COVID-19, Prohibited Treatment/Therapy due to COVID-19, Missed Dose at Week 4,8,12,36,40,44,100,104 or 108 due to COVID-19 and COVID-19 Death.
Clinical cut-off: TENAYA 24MAR2022 and LUCERNE 23MAR2022

Program: root/clinical_studies/RO6867461/CDPT7716/share/ACE_pool_nAMD_CSR_Final/prod/program/t_eff_resp.sas
Output: root/clinical_studies/RO6867461/CDPT7716/share/ACE_pool_nAMD_CSR_Final/prod/output/t_eff_resp_str_QSBGH15_PREST_IT_MAR2022_nAMD.xls
08AUG2022 16:16

POPULATION: Intent-To-Treat Population
ENDPOINT: Proportion of Patients with a >= 15-point Improvement from Baseline in NEI VFQ-25 General Vision subscale through Week 48
MODEL: Stratified Analysis by Study, Baseline BCVA ETDRS letter score, LLD, Geographic region (combined)
STUDY: GM40306 & GM40844
Dichotomous Analysis (Efficacy)

		Faricimab (N=665)				Aflibercept (N=664)				Faricimab vs. Aflibercept																Aflibercept vs. Faricimab				
		Patients		Patients with Event		Patients		Patients with Event		Odds Ratio					Absolute Risk Difference				Relative Risk							Relative Risk				
Name	Level	n	%	n	%	n	%	n	%	Odds Ratio		Convergence Reason	95% Lower CL	95% Upper CL	Absolute Risk		Convergence Reason	95% Lower CL	95% Upper CL	Relative Risk		Convergence Reason	95% Lower CL	95% Upper CL	p-value (Cochran-Mantel-Haenszel)	Interaction Test p-value (likelihood ratio)	Relative Risk		Convergence Reason	95% Lower CL	95% Upper CL
All	n/a	635	95,5	322	50,7	625	94,1	293	46,9	1,16		Convergence criterion (GCONV=1E-8) satisfied.	0,93	1,45	0,038		Algorithm converged.	-0,017	0,093	1,08		Algorithm converged.	0,97	1,21	0,1827		0,92		Algorithm converged.	0,82	1,03
Study	Tenaya	317	47,7	169	53,3	317	47,7	145	45,7	1,34		Convergence criterion (GCONV=1E-8) satisfied.	0,98	1,83	0,074		Algorithm converged.	-0,003	0,152	1,17		Algorithm converged.	0,99	1,36	0,0650	0,1878	0,86		Algorithm converged.	0,73	1,01
	Lucerne	318	47,8	153	48,1	308	46,4	148	48,1	1,00		Convergence criterion (GCONV=1E-8) satisfied.	0,73	1,38	0,001		Algorithm converged.	-0,077	0,078	1,01		Algorithm converged.	0,85	1,18	0,9780		0,99		Algorithm converged.	0,85	1,17

* indicates convergence problem. Result is uninterpretable.
Only patients with at least one value are used for analysis. For stratification Asia and rest of the world regions are combined due to a small number of enrolled patients. The stratification factor is excluded if it is the subgroup. OR is computed by stratified analysis, RR and ARD by adjusted analysis.
Early Termination (ET) visit was mapped to closest regular visit.
Treatment policy strategy was applied to non-COVID-19 related and hypothetical strategy was applied to COVID-19 related intercurrent events. COVID-19 related intercurrent events are: Disc. of Treatment due to COVID-19, Prohibited Treatment/Therapy due to COVID-19, Missed Dose at Week 4,8,12,36,40 or 44 due to COVID-19 and COVID-19 Death.
Clinical cut-off: TENAYA 24MAR2022 and LUCERNE 23MAR2022

Program: root/clinical_studies/RO6867461/CDPT7716/share/ACE_pool_nAMD_CSR_Final/prod/program/t_eff_resp.sas
Output: root/clinical_studies/RO6867461/CDPT7716/share/ACE_pool_nAMD_CSR_Final/prod/output/t_eff_resp_str_QSBGV15_W48_PREST_IT_MAR2022_nAMD.xls
12MAY2022 16:12

POPULATION: Intent-To-Treat Population
ENDPOINT: Proportion of Patients with a >= 15-point Improvement from Baseline in NEI VFQ-25 General Vision subscale throughout the Entire Study
MODEL: Stratified Analysis by Study, Baseline BCVA ETDRS letter score, LLD, Geographic region (combined)
STUDY: GM40306 & GM40844
Dichotomous Analysis (Efficacy)

		Faricimab (N=665)				Aflibercept (N=664)				Faricimab vs. Aflibercept																Aflibercept vs. Faricimab				
		Patients		Patients with Event		Patients		Patients with Event		Odds Ratio					Absolute Risk Difference				Relative Risk							Relative Risk				
Name	Level	n	%	n	%	n	%	n	%	Odds Ratio	Convergence Reason	95% Lower CL	95% Upper CL	Absolute Risk	Convergence Reason	95% Lower CL	95% Upper CL	Relative Risk	Convergence Reason	95% Lower CL	95% Upper CL	p-value (Cochran-Mantel-Haenszel)	Interaction Test p-value (likelihood ratio)	Relative Risk	Convergence Reason	95% Lower CL	95% Upper CL
All	n/a	637	95,8	384	60,3	629	94,7	347	55,2	1,23	Convergence criterion (GCONV=1E-8) satisfied.	0,98	1,54	0,051	Algorithm converged.	-0,003	0,105	1,09	Algorithm converged.	0,99	1,20	0,0709		0,92	Algorithm converged.	0,83	1,01
Study	Tenaya	317	47,7	198	62,5	321	48,3	171	53,3	1,44	Convergence criterion (GCONV=1E-8) satisfied.	1,05	1,98	0,089	Algorithm converged.	0,013	0,165	1,17	Algorithm converged.	1,02	1,33	0,0235	0,1451	0,86	Algorithm converged.	0,75	0,98
	Lucerne	320	48,1	186	58,1	308	46,4	176	57,1	1,05	Convergence criterion (GCONV=1E-8) satisfied.	0,76	1,44	0,011	Algorithm converged.	-0,066	0,088	1,02	Algorithm converged.	0,89	1,17	0,7809		0,98	Algorithm converged.	0,86	1,12

* indicates convergence problem. Result is uninterpretable.
Only patients with at least one value are used for analysis. For stratification Asia and rest of the world regions are combined due to a small number of enrolled patients. The stratification factor is excluded if it is the subgroup. OR is computed by stratified analysis, RR and ARD by adjusted analysis.
Early Termination (ET) visit was mapped to closest regular visit.
Treatment policy strategy was applied to non-COVID-19 related and hypothetical strategy was applied to COVID-19 related intercurrent events. COVID-19 related intercurrent events are: Disc. of Treatment due to COVID-19, Prohibited Treatment/Therapy due to COVID-19, Missed Dose at Week 4,8,12,36,40,44,100,104 or 108 due to COVID-19 and COVID-19 Death.
Clinical cut-off: TENAYA 24MAR2022 and LUCERNE 23MAR2022

Program: root/clinical_studies/RO6867461/CDPT7716/share/ACE_pool_nAMD_CSR_Final/prod/program/t_eff_resp.sas
Output: root/clinical_studies/RO6867461/CDPT7716/share/ACE_pool_nAMD_CSR_Final/prod/output/t_eff_resp_str_QSBGV15_PREST_IT_MAR2022_nAMD.xls
08AUG2022 16:18

POPULATION: Intent-To-Treat Population
ENDPOINT: Proportion of Patients with a >= 15-point Improvement from Baseline in NEI VFQ-25 Ocular Pain subscale through Week 48
MODEL: Stratified Analysis by Study, Baseline BCVA ETDRS letter score, LLD, Geographic region (combined)
STUDY: GM40306 & GM40844
Dichotomous Analysis (Efficacy)

		Faricimab (N=665)				Aflibercept (N=664)				Faricimab vs. Aflibercept															Aflibercept vs. Faricimab				
		Patients		Patients with Event		Patients		Patients with Event		Odds Ratio					Absolute Risk Difference				Relative Risk						Relative Risk				
Name	Level	n	%	n	%	n	%	n	%	Odds Ratio		Convergence Reason	95% Lower CL	95% Upper CL	Absolute Risk		Convergence Reason	95% Lower CL	95% Upper CL	Relative Risk		Convergence Reason	95% Lower CL	95% Upper CL	p-value (Cochran-Mantel-Haenszel)	Interaction Test p-value (likelihood ratio)	Relative Risk		Convergence Reason	95% Lower CL	95% Upper CL
All	n/a	635	95,5	117	18,4	625	94,1	116	18,6	0,98		Convergence criterion (GCONV=1E-8) satisfied.	0,74	1,30	0,000		Algorithm converged.	-0,043	0,042	0,99		Algorithm converged.	0,78	1,24	0,8944		1,01		Algorithm converged.	0,80	1,28
Study	Tenaya	317	47,7	58	18,3	317	47,7	53	16,7	1,09		Convergence criterion (GCONV=1E-8) satisfied.	0,72	1,65	0,010		Algorithm converged.	-0,049	0,069	1,09		Algorithm converged.	0,78	1,52	0,6885	0,4431	0,92		Algorithm converged.	0,66	1,29
	Lucerne	318	47,8	59	18,6	308	46,4	63	20,5	0,89		Convergence criterion (GCONV=1E-8) satisfied.	0,60	1,32	-0,016		Algorithm converged.	-0,078	0,046	0,91		Algorithm converged.	0,66	1,25	0,5710		1,10		Algorithm converged.	0,80	1,51

* indicates convergence problem. Result is uninterpretable.
Only patients with at least one value are used for analysis. For stratification Asia and rest of the world regions are combined due to a small number of enrolled patients. The stratification factor is excluded if it is the subgroup. OR is computed by stratified analysis, RR and ARD by adjusted analysis.
Early Termination (ET) visit was mapped to closest regular visit.
Treatment policy strategy was applied to non-COVID-19 related and hypothetical strategy was applied to COVID-19 related intercurrent events. COVID-19 related intercurrent events are: Disc. of Treatment due to COVID-19, Prohibited Treatment/Therapy due to COVID-19, Missed Dose at Week 4,8,12,36,40 or 44 due to COVID-19 and COVID-19 Death.
Clinical cut-off: TENAYA 24MAR2022 and LUCERNE 23MAR2022

Program: root/clinical_studies/RO6867461/CDPT7716/share/ACE_pool_nAMD_CSR_Final/prod/program/t_eff_resp.sas
Output: root/clinical_studies/RO6867461/CDPT7716/share/ACE_pool_nAMD_CSR_Final/prod/output/t_eff_resp_str_QSBOP15_W48_PREST_IT_MAR2022_nAMD.xls
12MAY2022 16:21

POPULATION: Intent-To-Treat Population
ENDPOINT: Proportion of Patients with a >= 15-point Improvement from Baseline in NEI VFQ-25 Ocular Pain subscale throughout the Entire Study
MODEL: Stratified Analysis by Study, Baseline BCVA ETDRS letter score, LLD, Geographic region (combined)
STUDY: GM40306 & GM40844
Dichotomous Analysis (Efficacy)

		Faricimab (N=665)				Aflibercept (N=664)				Faricimab vs. Aflibercept																Aflibercept vs. Faricimab				
		Patients		Patients with Event		Patients		Patients with Event		Odds Ratio					Absolute Risk Difference					Relative Risk							Relative Risk				
Name	Level	n	%	n	%	n	%	n	%	Odds Ratio		Convergence Reason	95% Lower CL	95% Upper CL	Absolute Risk		Convergence Reason	95% Lower CL	95% Upper CL	Relative Risk		Convergence Reason	95% Lower CL	95% Upper CL	p-value (Cochran-Mantel-Haenszel)	Interaction Test p-value (likelihood ratio)	Relative Risk		Convergence Reason	95% Lower CL	95% Upper CL
All	n/a	637	95,8	143	22,4	629	94,7	145	23,1	0,96		Convergence criterion (GCONV=1E-8) satisfied.	0,73	1,24	-0,005		Algorithm converged.	-0,051	0,042	0,97		Algorithm converged.	0,79	1,18	0,7328		1,04		Algorithm converged.	0,85	1,27
Study	Tenaya	317	47,7	68	21,5	321	48,3	68	21,2	0,99		Convergence criterion (GCONV=1E-8) satisfied.	0,68	1,45	0,000		Algorithm converged.	-0,064	0,063	1,01		Algorithm converged.	0,75	1,35	0,9708	0,7171	0,99		Algorithm converged.	0,74	1,34
	Lucerne	320	48,1	75	23,4	308	46,4	77	25,0	0,92		Convergence criterion (GCONV=1E-8) satisfied.	0,64	1,33	-0,014		Algorithm converged.	-0,081	0,054	0,94		Algorithm converged.	0,71	1,23	0,6618		1,07		Algorithm converged.	0,81	1,43

* indicates convergence problem. Result is uninterpretable.
Only patients with at least one value are used for analysis. For stratification Asia and rest of the world regions are combined due to a small number of enrolled patients. The stratification factor is excluded if it is the subgroup. OR is computed by stratified analysis, RR and ARD by adjusted analysis.
Early Termination (ET) visit was mapped to closest regular visit.
Treatment policy strategy was applied to non-COVID-19 related and hypothetical strategy was applied to COVID-19 related intercurrent events. COVID-19 related intercurrent events are: Disc. of Treatment due to COVID-19, Prohibited Treatment/Therapy due to COVID-19, Missed Dose at Week 4,8,12,36,40,44,100,104 or 108 due to COVID-19 and COVID-19 Death.
Clinical cut-off: TENAYA 24MAR2022 and LUCERNE 23MAR2022

Program: root/clinical_studies/RO6867461/CDPT7716/share/ACE_pool_nAMD_CSR_Final/prod/program/t_eff_resp.sas
Output: root/clinical_studies/RO6867461/CDPT7716/share/ACE_pool_nAMD_CSR_Final/prod/output/t_eff_resp_str_QSBOP15_PREST_IT_MAR2022_nAMD.xls
08AUG2022 16:23

POPULATION: Intent-To-Treat Population
ENDPOINT: Proportion of Patients with a >= 15-point Improvement from Baseline in NEI VFQ-25 Near Activities Subscale through Week 48
MODEL: Stratified Analysis by Study, Baseline BCVA ETDRS letter score, LLD, Geographic region (combined)
STUDY: GM40306 & GM40844
Dichotomous Analysis (Efficacy)

		Faricimab (N=665)				Aflibercept (N=664)				Faricimab vs. Aflibercept																Aflibercept vs. Faricimab				
		Patients		Patients with Event		Patients		Patients with Event		Odds Ratio					Absolute Risk Difference				Relative Risk							Relative Risk				
Name	Level	n	%	n	%	n	%	n	%	Odds Ratio		Convergence Reason	95% Lower CL	95% Upper CL	Absolute Risk		Convergence Reason	95% Lower CL	95% Upper CL	Relative Risk		Convergence Reason	95% Lower CL	95% Upper CL	p-value (Cochran-Mantel-Haenszel)	Interaction Test p-value (likelihood ratio)	Relative Risk		Convergence Reason	95% Lower CL	95% Upper CL
All	n/a	635	95,5	272	42,8	625	94,1	260	41,6	1,04		Convergence criterion (GCONV=1E-8) satisfied.	0,83	1,30	0,010		Algorithm converged.	-0,044	0,064	1,03		Algorithm converged.	0,91	1,17	0,7461		0,97		Algorithm converged.	0,85	1,10
Study	Tenaya	317	47,7	129	40,7	317	47,7	122	38,5	1,08		Convergence criterion (GCONV=1E-8) satisfied.	0,78	1,49	0,021		Algorithm converged.	-0,055	0,096	1,07		Algorithm converged.	0,89	1,30	0,6301	0,7462	0,93		Algorithm converged.	0,77	1,13
	Lucerne	318	47,8	143	45,0	308	46,4	138	44,8	1,00		Convergence criterion (GCONV=1E-8) satisfied.	0,73	1,37	0,001		Algorithm converged.	-0,076	0,078	1,01		Algorithm converged.	0,85	1,20	0,9834		0,99		Algorithm converged.	0,83	1,17

* indicates convergence problem. Result is uninterpretable.
Only patients with at least one value are used for analysis. For stratification Asia and rest of the world regions are combined due to a small number of enrolled patients. The stratification factor is excluded if it is the subgroup. OR is computed by stratified analysis, RR and ARD by adjusted analysis.
Early Termination (ET) visit was mapped to closest regular visit.
Treatment policy strategy was applied to non-COVID-19 related and hypothetical strategy was applied to COVID-19 related intercurrent events. COVID-19 related intercurrent events are: Disc. of Treatment due to COVID-19, Prohibited Treatment/Therapy due to COVID-19, Missed Dose at Week 4,8,12,36,40 or 44 due to COVID-19 and COVID-19 Death.
Clinical cut-off: TENAYA 24MAR2022 and LUCERNE 23MAR2022

Program: root/clinical_studies/RO6867461/CDPT7716/share/ACE_pool_nAMD_CSR_Final/prod/program/t_eff_resp.sas
Output: root/clinical_studies/RO6867461/CDPT7716/share/ACE_pool_nAMD_CSR_Final/prod/output/t_eff_resp_str_QSBNA15_W48_PREST_IT_MAR2022_nAMD.xls
12MAY2022 15:49

POPULATION: Intent-To-Treat Population
ENDPOINT: Proportion of Patients with a >= 15-point Improvement from Baseline in NEI VFQ-25 Near Activities Subscale throughout the Entire Study
MODEL: Stratified Analysis by Study, Baseline BCVA ETDRS letter score, LLD, Geographic region (combined)
STUDY: GM40306 & GM40844
Dichotomous Analysis (Efficacy)

		Faricimab (N=665)				Aflibercept (N=664)				Faricimab vs. Aflibercept																Aflibercept vs. Faricimab				
		Patients		Patients with Event		Patients		Patients with Event		Odds Ratio					Absolute Risk Difference				Relative Risk							Relative Risk				
Name	Level	n	%	n	%	n	%	n	%	Odds Ratio		Convergence Reason	95% Lower CL	95% Upper CL	Absolute Risk		Convergence Reason	95% Lower CL	95% Upper CL	Relative Risk		Convergence Reason	95% Lower CL	95% Upper CL	p-value (Cochran-Mantel-Haenszel)	Interaction Test p-value (likelihood ratio)	Relative Risk		Convergence Reason	95% Lower CL	95% Upper CL
All	n/a	637	95,8	317	49,8	629	94,7	316	50,2	0,97		Convergence criterion (GCONV=1E-8) satisfied.	0,77	1,21	-0,007		Algorithm converged.	-0,061	0,048	0,99		Algorithm converged.	0,89	1,11	0,7760		1,01		Algorithm converged.	0,90	1,13
Study	Tenaya	317	47,7	156	49,2	321	48,3	150	46,7	1,09		Convergence criterion (GCONV=1E-8) satisfied.	0,79	1,50	0,025		Algorithm converged.	-0,051	0,101	1,06		Algorithm converged.	0,91	1,25	0,5953	0,3060	0,94		Algorithm converged.	0,80	1,10
	Lucerne	320	48,1	161	50,3	308	46,4	166	53,9	0,86		Convergence criterion (GCONV=1E-8) satisfied.	0,63	1,18	-0,036		Algorithm converged.	-0,113	0,042	0,94		Algorithm converged.	0,81	1,09	0,3533		1,06		Algorithm converged.	0,91	1,23

* indicates convergence problem. Result is uninterpretable.
Only patients with at least one value are used for analysis. For stratification Asia and rest of the world regions are combined due to a small number of enrolled patients. The stratification factor is excluded if it is the subgroup. OR is computed by stratified analysis, RR and ARD by adjusted analysis.
Early Termination (ET) visit was mapped to closest regular visit.
Treatment policy strategy was applied to non-COVID-19 related and hypothetical strategy was applied to COVID-19 related intercurrent events. COVID-19 related intercurrent events are: Disc. of Treatment due to COVID-19, Prohibited Treatment/Therapy due to COVID-19, Missed Dose at Week 4,8,12,36,40,44,100,104 or 108 due to COVID-19 and COVID-19 Death.
Clinical cut-off: TENAYA 24MAR2022 and LUCERNE 23MAR2022

Program: root/clinical_studies/RO6867461/CDPT7716/share/ACE_pool_nAMD_CSR_Final/prod/program/t_eff_resp.sas
Output: root/clinical_studies/RO6867461/CDPT7716/share/ACE_pool_nAMD_CSR_Final/prod/output/t_eff_resp_str_QSBNA15_PREST_IT_MAR2022_nAMD.xls
08AUG2022 16:06

POPULATION: Intent-To-Treat Population
ENDPOINT: Proportion of Patients with a >= 15-point Improvement from Baseline in NEI VFQ-25 Distance Activities Subscale through Week 48
MODEL: Stratified Analysis by Study, Baseline BCVA ETDRS letter score, LLD, Geographic region (combined)
STUDY: GM40306 & GM40844
Dichotomous Analysis (Efficacy)

		Faricimab (N=665)				Aflibercept (N=664)				Faricimab vs. Aflibercept																Aflibercept vs. Faricimab				
		Patients		Patients with Event		Patients		Patients with Event		Odds Ratio					Absolute Risk Difference					Relative Risk							Relative Risk				
Name	Level	n	%	n	%	n	%	n	%	Odds Ratio		Convergence Reason	95% Lower CL	95% Upper CL	Absolute Risk		Convergence Reason	95% Lower CL	95% Upper CL	Relative Risk		Convergence Reason	95% Lower CL	95% Upper CL	p-value (Cochran-Mantel-Haenszel)	Interaction Test p-value (likelihood ratio)	Relative Risk		Convergence Reason	95% Lower CL	95% Upper CL
All	n/a	633	95,2	215	34,0	624	94,0	199	31,9	1,10		Convergence criterion (GCONV=1E-8) satisfied.	0,86	1,39	0,022		Algorithm converged.	-0,029	0,074	1,06		Algorithm converged.	0,90	1,23	0,4498		0,95		Algorithm converged.	0,81	1,11
Study	Tenaya	317	47,7	100	31,5	317	47,7	82	25,9	1,31		Convergence criterion (GCONV=1E-8) satisfied.	0,93	1,85	0,052		Algorithm converged.	-0,018	0,123	1,23		Algorithm converged.	0,97	1,58	0,1230	0,1322	0,81		Algorithm converged.	0,63	1,04
	Lucerne	316	47,5	115	36,4	307	46,2	117	38,1	0,93		Convergence criterion (GCONV=1E-8) satisfied.	0,67	1,28	-0,017		Algorithm converged.	-0,093	0,059	0,96		Algorithm converged.	0,78	1,17	0,6784		1,04		Algorithm converged.	0,85	1,28

* indicates convergence problem. Result is uninterpretable.
Only patients with at least one value are used for analysis. For stratification Asia and rest of the world regions are combined due to a small number of enrolled patients. The stratification factor is excluded if it is the subgroup. OR is computed by stratified analysis, RR and ARD by adjusted analysis.
Early Termination (ET) visit was mapped to closest regular visit.
Treatment policy strategy was applied to non-COVID-19 related and hypothetical strategy was applied to COVID-19 related intercurrent events. COVID-19 related intercurrent events are: Disc. of Treatment due to COVID-19, Prohibited Treatment/Therapy due to COVID-19, Missed Dose at Week 4,8,12,36,40 or 44 due to COVID-19 and COVID-19 Death.
Clinical cut-off: TENAYA 24MAR2022 and LUCERNE 23MAR2022

Program: root/clinical_studies/RO6867461/CDPT7716/share/ACE_pool_nAMD_CSR_Final/prod/program/t_eff_resp.sas
Output: root/clinical_studies/RO6867461/CDPT7716/share/ACE_pool_nAMD_CSR_Final/prod/output/t_eff_resp_str_QSBDA15_W48_PREST_IT_MAR2022_nAMD.xls
12MAY2022 15:54

POPULATION: Intent-To-Treat Population
ENDPOINT: Proportion of Patients with a >= 15-point Improvement from Baseline in NEI VFQ-25 Distance Activities Subscale throughout the Entire Study
MODEL: Stratified Analysis by Study, Baseline BCVA ETDRS letter score, LLD, Geographic region (combined)
STUDY: GM40306 & GM40844
Dichotomous Analysis (Efficacy)

		Faricimab (N=665)				Aflibercept (N=664)				Faricimab vs. Aflibercept																Aflibercept vs. Faricimab				
		Patients		Patients with Event		Patients		Patients with Event		Odds Ratio					Absolute Risk Difference					Relative Risk							Relative Risk				
Name	Level	n	%	n	%	n	%	n	%	Odds Ratio		Convergence Reason	95% Lower CL	95% Upper CL	Absolute Risk		Convergence Reason	95% Lower CL	95% Upper CL	Relative Risk		Convergence Reason	95% Lower CL	95% Upper CL	p-value (Cochran-Mantel-Haenszel)	Interaction Test p-value (likelihood ratio)	Relative Risk		Convergence Reason	95% Lower CL	95% Upper CL
All	n/a	635	95,5	256	40,3	628	94,6	257	40,9	0,96		Convergence criterion (GCONV=1E-8) satisfied.	0,77	1,21	-0,008		Algorithm converged.	-0,061	0,046	0,98		Algorithm converged.	0,86	1,12	0,7413		1,02		Algorithm converged.	0,90	1,16
Study	Tenaya	317	47,7	115	36,3	321	48,3	113	35,2	1,03		Convergence criterion (GCONV=1E-8) satisfied.	0,74	1,42	0,007		Algorithm converged.	-0,067	0,080	1,04		Algorithm converged.	0,84	1,27	0,8660	0,5280	0,97		Algorithm converged.	0,79	1,19
	Lucerne	318	47,8	141	44,3	307	46,2	144	46,9	0,90		Convergence criterion (GCONV=1E-8) satisfied.	0,66	1,24	-0,024		Algorithm converged.	-0,102	0,053	0,95		Algorithm converged.	0,80	1,12	0,5328		1,05		Algorithm converged.	0,89	1,23

* indicates convergence problem. Result is uninterpretable.
Only patients with at least one value are used for analysis. For stratification Asia and rest of the world regions are combined due to a small number of enrolled patients. The stratification factor is excluded if it is the subgroup. OR is computed by stratified analysis, RR and ARD by adjusted analysis.
Early Termination (ET) visit was mapped to closest regular visit.
Treatment policy strategy was applied to non-COVID-19 related and hypothetical strategy was applied to COVID-19 related intercurrent events. COVID-19 related intercurrent events are: Disc. of Treatment due to COVID-19, Prohibited Treatment/Therapy due to COVID-19, Missed Dose at Week 4,8,12,36,40,44,100,104 or 108 due to COVID-19 and COVID-19 Death.
Clinical cut-off: TENAYA 24MAR2022 and LUCERNE 23MAR2022

Program: root/clinical_studies/RO6867461/CDPT7716/share/ACE_pool_nAMD_CSR_Final/prod/program/t_eff_resp.sas
Output: root/clinical_studies/RO6867461/CDPT7716/share/ACE_pool_nAMD_CSR_Final/prod/output/t_eff_resp_str_QSBDA15_PREST_IT_MAR2022_nAMD.xls
08AUG2022 16:09

POPULATION: Intent-To-Treat Population
ENDPOINT: Proportion of Patients with a >= 15-point Improvement from Baseline in NEI VFQ-25 Social Functioning subscale through Week 48
MODEL: Stratified Analysis by Study, Baseline BCVA ETDRS letter score, LLD, Geographic region (combined)
STUDY: GM40306 & GM40844
Dichotomous Analysis (Efficacy)

		Faricimab (N=665)				Aflibercept (N=664)				Faricimab vs. Aflibercept																Aflibercept vs. Faricimab				
		Patients		Patients with Event		Patients		Patients with Event		Odds Ratio					Absolute Risk Difference				Relative Risk							Relative Risk				
Name	Level	n	%	n	%	n	%	n	%	Odds Ratio		Convergence Reason	95% Lower CL	95% Upper CL	Absolute Risk		Convergence Reason	95% Lower CL	95% Upper CL	Relative Risk		Convergence Reason	95% Lower CL	95% Upper CL	p-value (Cochran-Mantel-Haenszel)	Interaction Test p-value (likelihood ratio)	Relative Risk		Convergence Reason	95% Lower CL	95% Upper CL
All	n/a	635	95,5	92	14,5	625	94,1	93	14,9	0,97		Convergence criterion (GCONV=1E-8) satisfied.	0,71	1,32	-0,002		Algorithm converged.	-0,039	0,036	0,96		Algorithm converged.	0,74	1,26	0,8364		1,04		Algorithm converged.	0,80	1,35
Study	Tenaya	317	47,7	42	13,2	317	47,7	39	12,3	1,08		Convergence criterion (GCONV=1E-8) satisfied.	0,68	1,72	0,012		Algorithm converged.	-0,039	0,064	1,06		Algorithm converged.	0,71	1,59	0,7520	0,5708	0,94		Algorithm converged.	0,63	1,42
	Lucerne	318	47,8	50	15,7	308	46,4	54	17,5	0,89		Convergence criterion (GCONV=1E-8) satisfied.	0,58	1,35	-0,014		Algorithm converged.	-0,070	0,042	0,91		Algorithm converged.	0,64	1,29	0,5719		1,10		Algorithm converged.	0,78	1,56

* indicates convergence problem. Result is uninterpretable.
Only patients with at least one value are used for analysis. For stratification Asia and rest of the world regions are combined due to a small number of enrolled patients. The stratification factor is excluded if it is the subgroup. OR is computed by stratified analysis, RR and ARD by adjusted analysis.
Early Termination (ET) visit was mapped to closest regular visit.
Treatment policy strategy was applied to non-COVID-19 related and hypothetical strategy was applied to COVID-19 related intercurrent events. COVID-19 related intercurrent events are: Disc. of Treatment due to COVID-19, Prohibited Treatment/Therapy due to COVID-19, Missed Dose at Week 4,8,12,36,40 or 44 due to COVID-19 and COVID-19 Death.
Clinical cut-off: TENAYA 24MAR2022 and LUCERNE 23MAR2022

Program: root/clinical_studies/RO6867461/CDPT7716/share/ACE_pool_nAMD_CSR_Final/prod/program/t_eff_resp.sas
Output: root/clinical_studies/RO6867461/CDPT7716/share/ACE_pool_nAMD_CSR_Final/prod/output/t_eff_resp_str_QSBSF15_W48_PREST_IT_MAR2022_nAMD.xls
12MAY2022 16:35

POPULATION: Intent-To-Treat Population
ENDPOINT: Proportion of Patients with a >= 15-point Improvement from Baseline in NEI VFQ-25 Social Functioning subscale throughout the Entire Study
MODEL: Stratified Analysis by Study, Baseline BCVA ETDRS letter score, LLD, Geographic region (combined)
STUDY: GM40306 & GM40844
Dichotomous Analysis (Efficacy)

		Faricimab (N=665)				Aflibercept (N=664)				Faricimab vs. Aflibercept																Aflibercept vs. Faricimab				
		Patients		Patients with Event		Patients		Patients with Event		Odds Ratio					Absolute Risk Difference					Relative Risk							Relative Risk				
Name	Level	n	%	n	%	n	%	n	%	Odds Ratio		Convergence Reason	95% Lower CL	95% Upper CL	Absolute Risk		Convergence Reason	95% Lower CL	95% Upper CL	Relative Risk		Convergence Reason	95% Lower CL	95% Upper CL	p-value (Cochran-Mantel-Haenszel)	Interaction Test p-value (likelihood ratio)	Relative Risk		Convergence Reason	95% Lower CL	95% Upper CL
All	n/a	637	95,8	110	17,3	629	94,7	106	16,9	1,03		Convergence criterion (GCONV=1E-8) satisfied.	0,76	1,38	0,005		Algorithm converged.	-0,036	0,045	1,02		Algorithm converged.	0,80	1,29	0,8650		0,98		Algorithm converged.	0,77	1,23
Study	Tenaya	317	47,7	52	16,4	321	48,3	44	13,7	1,22		Convergence criterion (GCONV=1E-8) satisfied.	0,79	1,89	0,026		Algorithm converged.	-0,030	0,081	1,18		Algorithm converged.	0,82	1,71	0,3688	0,2983	0,85		Algorithm converged.	0,58	1,22
	Lucerne	320	48,1	58	18,1	308	46,4	62	20,1	0,89		Convergence criterion (GCONV=1E-8) satisfied.	0,59	1,32	-0,023		Algorithm converged.	-0,082	0,036	0,91		Algorithm converged.	0,66	1,26	0,5503		1,09		Algorithm converged.	0,80	1,51

* indicates convergence problem. Result is uninterpretable.
Only patients with at least one value are used for analysis. For stratification Asia and rest of the world regions are combined due to a small number of enrolled patients. The stratification factor is excluded if it is the subgroup. OR is computed by stratified analysis, RR and ARD by adjusted analysis.
Early Termination (ET) visit was mapped to closest regular visit.
Treatment policy strategy was applied to non-COVID-19 related and hypothetical strategy was applied to COVID-19 related intercurrent events. COVID-19 related intercurrent events are: Disc. of Treatment due to COVID-19, Prohibited Treatment/Therapy due to COVID-19, Missed Dose at Week 4,8,12,36,40,44,100,104 or 108 due to COVID-19 and COVID-19 Death.
Clinical cut-off: TENAYA 24MAR2022 and LUCERNE 23MAR2022

Program: root/clinical_studies/RO6867461/CDPT7716/share/ACE_pool_nAMD_CSR_Final/prod/program/t_eff_resp.sas
Output: root/clinical_studies/RO6867461/CDPT7716/share/ACE_pool_nAMD_CSR_Final/prod/output/t_eff_resp_str_QSBSF15_PREST_IT_MAR2022_nAMD.xls
08AUG2022 16:29

POPULATION: Intent-To-Treat Population
ENDPOINT: Proportion of Patients with a >= 15-point Improvement from Baseline in NEI VFQ-25 Mental Health subscale through Week 48
MODEL: Stratified Analysis by Study, Baseline BCVA ETDRS letter score, LLD, Geographic region (combined)
STUDY: GM40306 & GM40844
Dichotomous Analysis (Efficacy)

		Faricimab (N=665)				Aflibercept (N=664)				Faricimab vs. Aflibercept																Aflibercept vs. Faricimab				
		Patients		Patients with Event		Patients		Patients with Event		Odds Ratio					Absolute Risk Difference				Relative Risk							Relative Risk				
Name	Level	n	%	n	%	n	%	n	%	Odds Ratio		Convergence Reason	95% Lower CL	95% Upper CL	Absolute Risk		Convergence Reason	95% Lower CL	95% Upper CL	Relative Risk		Convergence Reason	95% Lower CL	95% Upper CL	p-value (Cochran-Mantel-Haenszel)	Interaction Test p-value (likelihood ratio)	Relative Risk		Convergence Reason	95% Lower CL	95% Upper CL
All	n/a	635	95,5	208	32,8	625	94,1	219	35,0	0,90		Convergence criterion (GCONV=1E-8) satisfied.	0,71	1,13	-0,022		Algorithm converged.	-0,074	0,031	0,93		Algorithm converged.	0,80	1,08	0,3681		1,08		Algorithm converged.	0,92	1,25
Study	Tenaya	317	47,7	103	32,5	317	47,7	102	32,2	1,01		Convergence criterion (GCONV=1E-8) satisfied.	0,72	1,41	0,003		Algorithm converged.	-0,069	0,076	1,01		Algorithm converged.	0,81	1,26	0,9508	0,3349	0,99		Algorithm converged.	0,79	1,24
	Lucerne	318	47,8	105	33,0	308	46,4	117	38,0	0,80		Convergence criterion (GCONV=1E-8) satisfied.	0,58	1,11	-0,048		Algorithm converged.	-0,123	0,027	0,87		Algorithm converged.	0,70	1,07	0,1862		1,15		Algorithm converged.	0,93	1,43

* indicates convergence problem. Result is uninterpretable.
Only patients with at least one value are used for analysis. For stratification Asia and rest of the world regions are combined due to a small number of enrolled patients. The stratification factor is excluded if it is the subgroup. OR is computed by stratified analysis, RR and ARD by adjusted analysis.
Early Termination (ET) visit was mapped to closest regular visit.
Treatment policy strategy was applied to non-COVID-19 related and hypothetical strategy was applied to COVID-19 related intercurrent events. COVID-19 related intercurrent events are: Disc. of Treatment due to COVID-19, Prohibited Treatment/Therapy due to COVID-19, Missed Dose at Week 4,8,12,36,40 or 44 due to COVID-19 and COVID-19 Death.
Clinical cut-off: TENAYA 24MAR2022 and LUCERNE 23MAR2022

Program: root/clinical_studies/RO6867461/CDPT7716/share/ACE_pool_nAMD_CSR_Final/prod/program/t_eff_resp.sas
Output: root/clinical_studies/RO6867461/CDPT7716/share/ACE_pool_nAMD_CSR_Final/prod/output/t_eff_resp_str_QSMMH15_W48_PREST_IT_MAR2022_nAMD.xls
12MAY2022 16:17

POPULATION: Intent-To-Treat Population
ENDPOINT: Proportion of Patients with a >= 15-point Improvement from Baseline in NEI VFQ-25 Mental Health subscale throughout the Entire Study
MODEL: Stratified Analysis by Study, Baseline BCVA ETDRS letter score, LLD, Geographic region (combined)
STUDY: GM40306 & GM40844
Dichotomous Analysis (Efficacy)

		Faricimab (N=665)				Aflibercept (N=664)				Faricimab vs. Aflibercept																Aflibercept vs. Faricimab				
		Patients		Patients with Event		Patients		Patients with Event		Odds Ratio					Absolute Risk Difference				Relative Risk							Relative Risk				
Name	Level	n	%	n	%	n	%	n	%	Odds Ratio		Convergence Reason	95% Lower CL	95% Upper CL	Absolute Risk		Convergence Reason	95% Lower CL	95% Upper CL	Relative Risk		Convergence Reason	95% Lower CL	95% Upper CL	p-value (Cochran-Mantel-Haenszel)	Interaction Test p-value (likelihood ratio)	Relative Risk		Convergence Reason	95% Lower CL	95% Upper CL
All	n/a	637	95,8	260	40,8	629	94,7	273	43,4	0,89		Convergence criterion (GCONV=1E-8) satisfied.	0,71	1,11	-0,026		Algorithm converged.	-0,080	0,028	0,93		Algorithm converged.	0,82	1,06	0,2938		1,07		Algorithm converged.	0,94	1,22
Study	Tenaya	317	47,7	129	40,7	321	48,3	123	38,3	1,09		Convergence criterion (GCONV=1E-8) satisfied.	0,79	1,50	0,022		Algorithm converged.	-0,053	0,098	1,06		Algorithm converged.	0,88	1,28	0,5968	0,0771	0,94		Algorithm converged.	0,78	1,14
	Lucerne	320	48,1	131	40,9	308	46,4	150	48,7	0,72		Convergence criterion (GCONV=1E-8) satisfied.	0,53	0,98	-0,077		Algorithm converged.	-0,155	0,000	0,84		Algorithm converged.	0,71	1,00	0,0457		1,19		Algorithm converged.	1,00	1,43

* indicates convergence problem. Result is uninterpretable.
Only patients with at least one value are used for analysis. For stratification Asia and rest of the world regions are combined due to a small number of enrolled patients. The stratification factor is excluded if it is the subgroup. OR is computed by stratified analysis, RR and ARD by adjusted analysis.
Early Termination (ET) visit was mapped to closest regular visit.
Treatment policy strategy was applied to non-COVID-19 related and hypothetical strategy was applied to COVID-19 related intercurrent events. COVID-19 related intercurrent events are: Disc. of Treatment due to COVID-19, Prohibited Treatment/Therapy due to COVID-19, Missed Dose at Week 4,8,12,36,40,44,100,104 or 108 due to COVID-19 and COVID-19 Death.
Clinical cut-off: TENAYA 24MAR2022 and LUCERNE 23MAR2022

Program: root/clinical_studies/RO6867461/CDPT7716/share/ACE_pool_nAMD_CSR_Final/prod/program/t_eff_resp.sas
Output: root/clinical_studies/RO6867461/CDPT7716/share/ACE_pool_nAMD_CSR_Final/prod/output/t_eff_resp_str_QSMMH15_PREST_IT_MAR2022_nAMD.xls
08AUG2022 16:21

POPULATION: Intent-To-Treat Population
ENDPOINT: Proportion of Patients with a >= 15-point Improvement from Baseline in NEI VFQ-25 Role Difficulties subscale through Week 48
MODEL: Stratified Analysis by Study, Baseline BCVA ETDRS letter score, LLD, Geographic region (combined)
STUDY: GM40306 & GM40844
Dichotomous Analysis (Efficacy)

		Faricimab (N=665)				Aflibercept (N=664)				Faricimab vs. Aflibercept																Aflibercept vs. Faricimab				
		Patients		Patients with Event		Patients		Patients with Event		Odds Ratio					Absolute Risk Difference					Relative Risk							Relative Risk				
Name	Level	n	%	n	%	n	%	n	%	Odds Ratio	Convergence Reason	95% Lower CL	95% Upper CL	Absolute Risk	Convergence Reason	95% Lower CL	95% Upper CL	Relative Risk	Convergence Reason	95% Lower CL	95% Upper CL	p-value (Cochran-Mantel-Haenszel)	Interaction Test p-value (likelihood ratio)	Relative Risk	Convergence Reason	95% Lower CL	95% Upper CL
All	n/a	635	95,5	193	30,4	625	94,1	190	30,4	0,99	Convergence criterion (GCONV=1E-8) satisfied.	0,78	1,26	0,000	Algorithm converged.	-0,050	0,051	0,99	Algorithm converged.	0,84	1,17	0,9303		1,01	Algorithm converged.	0,85	1,19
Study	Tenaya	317	47,7	90	28,4	317	47,7	88	27,8	1,03	Convergence criterion (GCONV=1E-8) satisfied.	0,73	1,46	0,004	Algorithm converged.	-0,066	0,073	1,02	Algorithm converged.	0,80	1,31	0,8756	0,7887	0,98	Algorithm converged.	0,76	1,25
	Lucerne	318	47,8	103	32,4	308	46,4	102	33,1	0,95	Convergence criterion (GCONV=1E-8) satisfied.	0,68	1,33	-0,007	Algorithm converged.	-0,080	0,067	0,97	Algorithm converged.	0,78	1,22	0,7857		1,03	Algorithm converged.	0,82	1,28

* indicates convergence problem. Result is uninterpretable.
Only patients with at least one value are used for analysis. For stratification Asia and rest of the world regions are combined due to a small number of enrolled patients. The stratification factor is excluded if it is the subgroup. OR is computed by stratified analysis, RR and ARD by adjusted analysis.
Early Termination (ET) visit was mapped to closest regular visit.
Treatment policy strategy was applied to non-COVID-19 related and hypothetical strategy was applied to COVID-19 related intercurrent events. COVID-19 related intercurrent events are: Disc. of Treatment due to COVID-19, Prohibited Treatment/Therapy due to COVID-19, Missed Dose at Week 4,8,12,36,40 or 44 due to COVID-19 and COVID-19 Death.
Clinical cut-off: TENAYA 24MAR2022 and LUCERNE 23MAR2022

Program: root/clinical_studies/RO6867461/CDPT7716/share/ACE_pool_nAMD_CSR_Final/prod/program/t_eff_resp.sas
Output: root/clinical_studies/RO6867461/CDPT7716/share/ACE_pool_nAMD_CSR_Final/prod/output/t_eff_resp_str_QSBRD15_W48_PREST_IT_MAR2022_nAMD.xls
12MAY2022 16:30

POPULATION: Intent-To-Treat Population
ENDPOINT: Proportion of Patients with a >= 15-point Improvement from Baseline in NEI VFQ-25 Role Difficulties subscale throughout the Entire Study
MODEL: Stratified Analysis by Study, Baseline BCVA ETDRS letter score, LLD, Geographic region (combined)
STUDY: GM40306 & GM40844
Dichotomous Analysis (Efficacy)

		Faricimab (N=665)				Aflibercept (N=664)				Faricimab vs. Aflibercept																Aflibercept vs. Faricimab				
		Patients		Patients with Event		Patients		Patients with Event		Odds Ratio					Absolute Risk Difference					Relative Risk							Relative Risk				
Name	Level	n	%	n	%	n	%	n	%	Odds Ratio		Convergence Reason	95% Lower CL	95% Upper CL	Absolute Risk		Convergence Reason	95% Lower CL	95% Upper CL	Relative Risk		Convergence Reason	95% Lower CL	95% Upper CL	p-value (Cochran-Mantel-Haenszel)	Interaction Test p-value (likelihood ratio)	Relative Risk		Convergence Reason	95% Lower CL	95% Upper CL
All	n/a	637	95,8	227	35,6	629	94,7	228	36,2	0,96		Convergence criterion (GCONV=1E-8) satisfied.	0,76	1,21	-0,008		Algorithm converged.	-0,060	0,044	0,98		Algorithm converged.	0,84	1,13	0,7131		1,02		Algorithm converged.	0,88	1,18
Study	Tenaya	317	47,7	106	33,4	321	48,3	106	33,0	1,01		Convergence criterion (GCONV=1E-8) satisfied.	0,72	1,40	-0,002		Algorithm converged.	-0,074	0,071	1,02		Algorithm converged.	0,82	1,26	0,9727	0,6530	0,99		Algorithm converged.	0,79	1,23
	Lucerne	320	48,1	121	37,8	308	46,4	122	39,6	0,91		Convergence criterion (GCONV=1E-8) satisfied.	0,66	1,26	-0,018		Algorithm converged.	-0,094	0,058	0,95		Algorithm converged.	0,78	1,15	0,5846		1,05		Algorithm converged.	0,87	1,28

* indicates convergence problem. Result is uninterpretable.
Only patients with at least one value are used for analysis. For stratification Asia and rest of the world regions are combined due to a small number of enrolled patients. The stratification factor is excluded if it is the subgroup. OR is computed by stratified analysis, RR and ARD by adjusted analysis.
Early Termination (ET) visit was mapped to closest regular visit.
Treatment policy strategy was applied to non-COVID-19 related and hypothetical strategy was applied to COVID-19 related intercurrent events. COVID-19 related intercurrent events are: Disc. of Treatment due to COVID-19, Prohibited Treatment/Therapy due to COVID-19, Missed Dose at Week 4,8,12,36,40,44,100,104 or 108 due to COVID-19 and COVID-19 Death.
Clinical cut-off: TENAYA 24MAR2022 and LUCERNE 23MAR2022

Program: root/clinical_studies/RO6867461/CDPT7716/share/ACE_pool_nAMD_CSR_Final/prod/program/t_eff_resp.sas
Output: root/clinical_studies/RO6867461/CDPT7716/share/ACE_pool_nAMD_CSR_Final/prod/output/t_eff_resp_str_QSBRD15_PREST_IT_MAR2022_nAMD.xls
08AUG2022 16:27

POPULATION: Intent-To-Treat Population
ENDPOINT: Proportion of Patients with a >= 15-point Improvement from Baseline in NEI VFQ-25 Dependency subscale through Week 48
MODEL: Stratified Analysis by Study, Baseline BCVA ETDRS letter score, LLD, Geographic region (combined)
STUDY: GM40306 & GM40844
Dichotomous Analysis (Efficacy)

		Faricimab (N=665)				Aflibercept (N=664)				Faricimab vs. Aflibercept																Aflibercept vs. Faricimab				
		Patients		Patients with Event		Patients		Patients with Event		Odds Ratio					Absolute Risk Difference				Relative Risk							Relative Risk				
Name	Level	n	%	n	%	n	%	n	%	Odds Ratio		Convergence Reason	95% Lower CL	95% Upper CL	Absolute Risk		Convergence Reason	95% Lower CL	95% Upper CL	Relative Risk		Convergence Reason	95% Lower CL	95% Upper CL	p-value (Cochran-Mantel-Haenszel)	Interaction Test p-value (likelihood ratio)	Relative Risk		Convergence Reason	95% Lower CL	95% Upper CL
All	n/a	635	95,5	143	22,5	625	94,1	134	21,4	1,06		Convergence criterion (GCONV=1E-8) satisfied.	0,81	1,38	0,013		Algorithm converged.	-0,032	0,057	1,04		Algorithm converged.	0,85	1,28	0,6812		0,96		Algorithm converged.	0,78	1,18
Study	Tenaya	317	47,7	63	19,9	317	47,7	51	16,1	1,29		Convergence criterion (GCONV=1E-8) satisfied.	0,86	1,94	0,030		Algorithm converged.	-0,028	0,089	1,24		Algorithm converged.	0,89	1,74	0,2210	0,2002	0,80		Algorithm converged.	0,58	1,12
	Lucerne	318	47,8	80	25,2	308	46,4	83	26,9	0,91		Convergence criterion (GCONV=1E-8) satisfied.	0,63	1,30	-0,016		Algorithm converged.	-0,084	0,052	0,94		Algorithm converged.	0,72	1,22	0,5961		1,07		Algorithm converged.	0,82	1,39

* indicates convergence problem. Result is uninterpretable.
Only patients with at least one value are used for analysis. For stratification Asia and rest of the world regions are combined due to a small number of enrolled patients. The stratification factor is excluded if it is the subgroup. OR is computed by stratified analysis, RR and ARD by adjusted analysis.
Early Termination (ET) visit was mapped to closest regular visit.
Treatment policy strategy was applied to non-COVID-19 related and hypothetical strategy was applied to COVID-19 related intercurrent events. COVID-19 related intercurrent events are: Disc. of Treatment due to COVID-19, Prohibited Treatment/Therapy due to COVID-19, Missed Dose at Week 4,8,12,36,40 or 44 due to COVID-19 and COVID-19 Death.
Clinical cut-off: TENAYA 24MAR2022 and LUCERNE 23MAR2022

Program: root/clinical_studies/RO6867461/CDPT7716/share/ACE_pool_nAMD_CSR_Final/prod/program/t_eff_resp.sas
Output: root/clinical_studies/RO6867461/CDPT7716/share/ACE_pool_nAMD_CSR_Final/prod/output/t_eff_resp_str_QSBDP15_W48_PREST_IT_MAR2022_nAMD.xls
12MAY2022 16:39

POPULATION: Intent-To-Treat Population
ENDPOINT: Proportion of Patients with a >= 15-point Improvement from Baseline in NEI VFQ-25 Dependency subscale throughout the Entire Study
MODEL: Stratified Analysis by Study, Baseline BCVA ETDRS letter score, LLD, Geographic region (combined)
STUDY: GM40306 & GM40844
Dichotomous Analysis (Efficacy)

		Faricimab (N=665)				Aflibercept (N=664)				Faricimab vs. Aflibercept															Aflibercept vs. Faricimab				
		Patients		Patients with Event		Patients		Patients with Event		Odds Ratio					Absolute Risk Difference				Relative Risk						Relative Risk				
Name	Level	n	%	n	%	n	%	n	%	Odds Ratio	Convergence Reason	95% Lower CL	95% Upper CL	Absolute Risk	Convergence Reason	95% Lower CL	95% Upper CL	Relative Risk	Convergence Reason	95% Lower CL	95% Upper CL	p-value (Cochran-Mantel-Haenszel)	Interaction Test p-value (likelihood ratio)	Relative Risk	Convergence Reason	95% Lower CL	95% Upper CL
All	n/a	637	95,8	168	26,4	629	94,7	157	25,0	1,07	Convergence criterion (GCONV=1E-8) satisfied.	0,83	1,38	0,014	Algorithm converged.	-0,033	0,060	1,04	Algorithm converged.	0,87	1,26	0,5991		0,96	Algorithm converged.	0,80	1,15
Study	Tenaya	317	47,7	74	23,3	321	48,3	59	18,4	1,35	Convergence criterion (GCONV=1E-8) satisfied.	0,92	1,98	0,040	Algorithm converged.	-0,022	0,103	1,28	Algorithm converged.	0,94	1,73	0,1263	0,1066	0,78	Algorithm converged.	0,58	1,06
	Lucerne	320	48,1	94	29,4	308	46,4	98	31,8	0,89	Convergence criterion (GCONV=1E-8) satisfied.	0,63	1,25	-0,021	Algorithm converged.	-0,093	0,050	0,93	Algorithm converged.	0,73	1,17	0,5119		1,08	Algorithm converged.	0,85	1,36

* indicates convergence problem. Result is uninterpretable.
Only patients with at least one value are used for analysis. For stratification Asia and rest of the world regions are combined due to a small number of enrolled patients. The stratification factor is excluded if it is the subgroup. OR is computed by stratified analysis, RR and ARD by adjusted analysis.
Early Termination (ET) visit was mapped to closest regular visit.
Treatment policy strategy was applied to non-COVID-19 related and hypothetical strategy was applied to COVID-19 related intercurrent events. COVID-19 related intercurrent events are: Disc. of Treatment due to COVID-19, Prohibited Treatment/Therapy due to COVID-19, Missed Dose at Week 4,8,12,36,40,44,100,104 or 108 due to COVID-19 and COVID-19 Death.
Clinical cut-off: TENAYA 24MAR2022 and LUCERNE 23MAR2022

Program: root/clinical_studies/RO6867461/CDPT7716/share/ACE_pool_nAMD_CSR_Final/prod/program/t_eff_resp.sas
Output: root/clinical_studies/RO6867461/CDPT7716/share/ACE_pool_nAMD_CSR_Final/prod/output/t_eff_resp_str_QSEDP15_PREST_IT_MAR2022_nAMD.xls
08AUG2022 16:32

POPULATION: Intent-To-Treat Population
ENDPOINT: Proportion of Patients with a >= 15-point Improvement from Baseline in NEI VFQ-25 Driving subscale through Week 48
MODEL: Stratified Analysis by Study, Baseline BCVA ETDRS letter score, LLD, Geographic region (combined)
STUDY: GM40306 & GM40844
Dichotomous Analysis (Efficacy)

		Faricimab (N=665)				Aflibercept (N=664)				Faricimab vs. Aflibercept																Aflibercept vs. Faricimab				
		Patients		Patients with Event		Patients		Patients with Event		Odds Ratio					Absolute Risk Difference				Relative Risk							Relative Risk				
Name	Level	n	%	n	%	n	%	n	%	Odds Ratio		Convergence Reason	95% Lower CL	95% Upper CL	Absolute Risk		Convergence Reason	95% Lower CL	95% Upper CL	Relative Risk		Convergence Reason	95% Lower CL	95% Upper CL	p-value (Cochran-Mantel-Haenszel)	Interaction Test p-value (likelihood ratio)	Relative Risk		Convergence Reason	95% Lower CL	95% Upper CL
All	n/a	439	66,0	120	27,3	432	65,1	96	22,2	1,31		Convergence criterion (GCONV=1E-8) satisfied.	0,96	1,79	0,051		Algorithm converged.	-0,006	0,107	1,22		Algorithm converged.	0,97	1,54	0,0879		0,82		Algorithm converged.	0,65	1,04
Study	Tenaya	231	34,7	65	28,1	233	35,1	43	18,5	1,75		Convergence criterion (GCONV=1E-8) satisfied.	1,12	2,73	0,083		Algorithm converged.	0,006	0,160	1,55		Algorithm converged.	1,11	2,16	0,0130	0,0530	0,65		Algorithm converged.	0,46	0,90
	Lucerne	208	31,3	55	26,4	199	30,0	53	26,6	0,98		Convergence criterion (GCONV=1E-8) satisfied.	0,64	1,52	0,003		Algorithm converged.	-0,084	0,089	0,99		Algorithm converged.	0,71	1,36	0,9424		1,01		Algorithm converged.	0,73	1,40

* indicates convergence problem. Result is uninterpretable.
Only patients with at least one value are used for analysis. For stratification Asia and rest of the world regions are combined due to a small number of enrolled patients. The stratification factor is excluded if it is the subgroup. OR is computed by stratified analysis, RR and ARD by adjusted analysis.
Early Termination (ET) visit was mapped to closest regular visit.
Treatment policy strategy was applied to non-COVID-19 related and hypothetical strategy was applied to COVID-19 related intercurrent events. COVID-19 related intercurrent events are: Disc. of Treatment due to COVID-19, Prohibited Treatment/Therapy due to COVID-19, Missed Dose at Week 4,8,12,36,40 or 44 due to COVID-19 and COVID-19 Death.
Clinical cut-off: TENAYA 24MAR2022 and LUCERNE 23MAR2022

Program: root/clinical_studies/RO6867461/CDPT7716/share/ACE_pool_nAMD_CSR_Final/prod/program/t_eff_resp.sas
Output: root/clinical_studies/RO6867461/CDPT7716/share/ACE_pool_nAMD_CSR_Final/prod/output/t_eff_resp_str_QSBDR15_W48_PREST_IT_MAR2022_nAMD.xls
12MAY2022 15:58

POPULATION: Intent-To-Treat Population
ENDPOINT: Proportion of Patients with a >= 15-point Improvement from Baseline in NEI VFQ-25 Driving subscale throughout the Entire Study
MODEL: Stratified Analysis by Study, Baseline BCVA ETDRS letter score, LLD, Geographic region (combined)
STUDY: GM40306 & GM40844
Dichotomous Analysis (Efficacy)

		Faricimab (N=665)				Aflibercept (N=664)				Faricimab vs. Aflibercept																Aflibercept vs. Faricimab				
		Patients		Patients with Event		Patients		Patients with Event		Odds Ratio					Absolute Risk Difference				Relative Risk							Relative Risk				
Name	Level	n	%	n	%	n	%	n	%	Odds Ratio		Convergence Reason	95% Lower CL	95% Upper CL	Absolute Risk		Convergence Reason	95% Lower CL	95% Upper CL	Relative Risk		Convergence Reason	95% Lower CL	95% Upper CL	p-value (Cochran-Mantel-Haenszel)	Interaction Test p-value (likelihood ratio)	Relative Risk		Convergence Reason	95% Lower CL	95% Upper CL
All	n/a	455	68,4	139	30,5	444	66,9	130	29,3	1,06		Convergence criterion (GCONV=1E-8) satisfied.	0,80	1,41	0,011		Algorithm converged.	-0,048	0,071	1,04		Algorithm converged.	0,85	1,27	0,6866		0,96		Algorithm converged.	0,79	1,17
Study	Tenaya	239	35,9	74	31,0	241	36,3	64	26,6	1,24		Convergence criterion (GCONV=1E-8) satisfied.	0,83	1,84	0,033		Algorithm converged.	-0,048	0,115	1,18		Algorithm converged.	0,89	1,56	0,2933	0,2183	0,85		Algorithm converged.	0,64	1,12
	Lucerne	216	32,5	65	30,1	203	30,6	66	32,5	0,90		Convergence criterion (GCONV=1E-8) satisfied.	0,60	1,36	-0,020		Algorithm converged.	-0,109	0,069	0,92		Algorithm converged.	0,69	1,22	0,6134		1,09		Algorithm converged.	0,82	1,44

* indicates convergence problem. Result is uninterpretable.
Only patients with at least one value are used for analysis. For stratification Asia and rest of the world regions are combined due to a small number of enrolled patients. The stratification factor is excluded if it is the subgroup. OR is computed by stratified analysis, RR and ARD by adjusted analysis.
Early Termination (ET) visit was mapped to closest regular visit.
Treatment policy strategy was applied to non-COVID-19 related and hypothetical strategy was applied to COVID-19 related intercurrent events. COVID-19 related intercurrent events are: Disc. of Treatment due to COVID-19, Prohibited Treatment/Therapy due to COVID-19, Missed Dose at Week 4,8,12,36,40,44,100,104 or 108 due to COVID-19 and COVID-19 Death.
Clinical cut-off: TENAYA 24MAR2022 and LUCERNE 23MAR2022

Program: root/clinical_studies/RO6867461/CDPT7716/share/ACE_pool_nAMD_CSR_Final/prod/program/t_eff_resp.sas
Output: root/clinical_studies/RO6867461/CDPT7716/share/ACE_pool_nAMD_CSR_Final/prod/output/t_eff_resp_str_QSBDR15_PREST_IT_MAR2022_nAMD.xls
08AUG2022 16:11

POPULATION: Intent-To-Treat Population
ENDPOINT: Proportion of Patients with a >= 15-point Improvement from Baseline in NEI VFQ-25 Peripheral Vision subscale through Week 48
MODEL: Stratified Analysis by Study, Baseline BCVA ETDRS letter score, LLD, Geographic region (combined)
STUDY: GM40306 & GM40844
Dichotomous Analysis (Efficacy)

		Faricimab (N=665)				Aflibercept (N=664)				Faricimab vs. Aflibercept																Aflibercept vs. Faricimab				
		Patients		Patients with Event		Patients		Patients with Event		Odds Ratio					Absolute Risk Difference				Relative Risk							Relative Risk				
Name	Level	n	%	n	%	n	%	n	%	Odds Ratio		Convergence Reason	95% Lower CL	95% Upper CL	Absolute Risk		Convergence Reason	95% Lower CL	95% Upper CL	Relative Risk		Convergence Reason	95% Lower CL	95% Upper CL	p-value (Cochran-Mantel-Haenszel)	Interaction Test p-value (likelihood ratio)	Relative Risk		Convergence Reason	95% Lower CL	95% Upper CL
All	n/a	635	95,5	173	27,2	624	94,0	181	29,0	0,91		Convergence criterion (GCONV=1E-8) satisfied.	0,71	1,17	-0,014		Algorithm converged.	-0,064	0,035	0,93		Algorithm converged.	0,78	1,11	0,4622		1,07		Algorithm converged.	0,90	1,28
Study	Tenaya	317	47,7	87	27,4	316	47,6	81	25,6	1,08		Convergence criterion (GCONV=1E-8) satisfied.	0,76	1,54	0,021		Algorithm converged.	-0,047	0,090	1,05		Algorithm converged.	0,81	1,36	0,6632	0,1941	0,95		Algorithm converged.	0,73	1,23
	Lucerne	318	47,8	86	27,0	308	46,4	100	32,5	0,78		Convergence criterion (GCONV=1E-8) satisfied.	0,55	1,09	-0,052		Algorithm converged.	-0,123	0,020	0,84		Algorithm converged.	0,66	1,06	0,1477		1,20		Algorithm converged.	0,94	1,52

* indicates convergence problem. Result is uninterpretable.
Only patients with at least one value are used for analysis. For stratification Asia and rest of the world regions are combined due to a small number of enrolled patients. The stratification factor is excluded if it is the subgroup. OR is computed by stratified analysis, RR and ARD by adjusted analysis.
Early Termination (ET) visit was mapped to closest regular visit.
Treatment policy strategy was applied to non-COVID-19 related and hypothetical strategy was applied to COVID-19 related intercurrent events. COVID-19 related intercurrent events are: Disc. of Treatment due to COVID-19, Prohibited Treatment/Therapy due to COVID-19, Missed Dose at Week 4,8,12,36,40 or 44 due to COVID-19 and COVID-19 Death.
Clinical cut-off: TENAYA 24MAR2022 and LUCERNE 23MAR2022

Program: root/clinical_studies/RO6867461/CDPT7716/share/ACE_pool_nAMD_CSR_Final/prod/program/t_eff_resp.sas
Output: root/clinical_studies/RO6867461/CDPT7716/share/ACE_pool_nAMD_CSR_Final/prod/output/t_eff_resp_str_QSBPV15_W48_PREST_IT_MAR2022_nAMD.xls
12MAY2022 16:26

POPULATION: Intent-To-Treat Population
ENDPOINT: Proportion of Patients with a >= 15-point Improvement from Baseline in NEI VFQ-25 Peripheral Vision subscale throughout the Entire Study
MODEL: Stratified Analysis by Study, Baseline BCVA ETDRS letter score, LLD, Geographic region (combined)
STUDY: GM40306 & GM40844
Dichotomous Analysis (Efficacy)

		Faricimab (N=665)				Aflibercept (N=664)				Faricimab vs. Aflibercept															Aflibercept vs. Faricimab				
		Patients		Patients with Event		Patients		Patients with Event		Odds Ratio					Absolute Risk Difference				Relative Risk						Relative Risk				
Name	Level	n	%	n	%	n	%	n	%	Odds Ratio	Convergence Reason	95% Lower CL	95% Upper CL	Absolute Risk	Convergence Reason	95% Lower CL	95% Upper CL	Relative Risk	Convergence Reason	95% Lower CL	95% Upper CL	p-value (Cochran-Mantel-Haenszel)	Interaction Test p-value (likelihood ratio)	Relative Risk	Convergence Reason	95% Lower CL	95% Upper CL
All	n/a	637	95,8	207	32,5	629	94,7	211	33,5	0,95	Convergence criterion (GCONV=1E-8) satisfied.	0,75	1,20	-0,010	Algorithm converged.	-0,062	0,042	0,96	Algorithm converged.	0,82	1,13	0,6481		1,04	Algorithm converged.	0,89	1,21
Study	Tenaya	317	47,7	107	33,8	321	48,3	99	30,8	1,12	Convergence criterion (GCONV=1E-8) satisfied.	0,80	1,56	0,027	Algorithm converged.	-0,045	0,099	1,09	Algorithm converged.	0,87	1,36	0,5014	0,1490	0,92	Algorithm converged.	0,73	1,15
	Lucerne	320	48,1	100	31,3	308	46,4	112	36,4	0,80	Convergence criterion (GCONV=1E-8) satisfied.	0,58	1,12	-0,049	Algorithm converged.	-0,123	0,024	0,86	Algorithm converged.	0,69	1,07	0,1898		1,16	Algorithm converged.	0,93	1,44

* indicates convergence problem. Result is uninterpretable.
Only patients with at least one value are used for analysis. For stratification Asia and rest of the world regions are combined due to a small number of enrolled patients. The stratification factor is excluded if it is the subgroup. OR is computed by stratified analysis, RR and ARD by adjusted analysis.
Early Termination (ET) visit was mapped to closest regular visit.
Treatment policy strategy was applied to non-COVID-19 related and hypothetical strategy was applied to COVID-19 related intercurrent events. COVID-19 related intercurrent events are: Disc. of Treatment due to COVID-19, Prohibited Treatment/Therapy due to COVID-19, Missed Dose at Week 4,8,12,36,40,44,100,104 or 108 due to COVID-19 and COVID-19 Death.
Clinical cut-off: TENAYA 24MAR2022 and LUCERNE 23MAR2022

Program: root/clinical_studies/RO6867461/CDPT7716/share/ACE_pool_nAMD_CSR_Final/prod/program/t_eff_resp.sas
Output: root/clinical_studies/RO6867461/CDPT7716/share/ACE_pool_nAMD_CSR_Final/prod/output/t_eff_resp_str_QSBPV15_PREST_IT_MAR2022_nAMD.xls
08AUG2022 16:25

POPULATION: Intent-To-Treat Population
ENDPOINT: Proportion of Patients with a >= 15-point Improvement from Baseline in NEI VFQ-25 Color Vision subscale through Week 48
MODEL: Stratified Analysis by Study, Baseline BCVA ETDRS letter score, LLD, Geographic region (combined)
STUDY: GR40306 & GR40844
Dichotomous Analysis (Efficacy)

		Faricimab (N=665)				Aflibercept (N=664)				Faricimab vs. Aflibercept																		Aflibercept vs. Faricimab				
		Patients		Patients with Event		Patients		Patients with Event		Odds Ratio					Absolute Risk Difference					Relative Risk								Relative Risk				
Name	Level	n	%	n	%	n	%	n	%	Odds Ratio		Convergence Reason	95% Lower CL	95% Upper CL	Absolute Risk		Convergence Reason	95% Lower CL	95% Upper CL	Relative Risk		Convergence Reason	95% Lower CL	95% Upper CL	p-value (Cochran-Mantel-Haenszel)	Interaction Test p-value (likelihood ratio)	Relative Risk		Convergence Reason	95% Lower CL	95% Upper CL
All	n/a	633	95,2	87	13,7	622	93,7	72	11,6	1,22		Convergence criterion (GCONV=1E-8) satisfied.	0,87	1,70	0,022		Algorithm converged.	-0,013	0,058	1,19		Algorithm converged.	0,89	1,59	0,2508		0,84		Algorithm converged.	0,63	1,13
Study	Tenaya	317	47,7	41	12,9	317	47,7	36	11,4	1,15		Convergence criterion (GCONV=1E-8) satisfied.	0,71	1,85	0,012		Algorithm converged.	-0,039	0,062	1,14		Algorithm converged.	0,75	1,74	0,5708	0,7703	0,88		Algorithm converged.	0,58	1,33
	Lucerne	316	47,5	46	14,6	305	45,9	36	11,8	1,29		Convergence criterion (GCONV=1E-8) satisfied.	0,80	2,05		*	WARNING: The relative Hessian convergence criterion of 0.0026181513 is greater than the limit of 0.0001. The convergence is questionable.			1,24		Algorithm converged.	0,82	1,85	0,2929		0,81		Algorithm converged.	0,54	1,21

* indicates convergence problem. Result is uninterpretable.
Only patients with at least one value are used for analysis. For stratification Asia and rest of the world regions are combined due to a small number of enrolled patients. The stratification factor is excluded if it is the subgroup. OR is computed by stratified analysis, RR and ARD by adjusted analysis.
Early Termination (ET) visit was mapped to closest regular visit.
Treatment policy strategy was applied to non-COVID-19 related and hypothetical strategy was applied to COVID-19 related intercurrent events. COVID-19 related intercurrent events are: Disc. of Treatment due to COVID-19, Prohibited Treatment/Therapy due to COVID-19, Missed Dose at Week 4,8,12,36,40 or 44 due to COVID-19 and COVID-19 Death.
Clinical cut-off: TENAYA 24MAR2022 and LUCERNE 23MAR2022

Program: root/clinical_studies/RO6867461/CDPT7716/share/ACE_pool_nAMD_CSR_Final/prod/program/t_eff_resp.sas
Output: root/clinical_studies/RO6867461/CDPT7716/share/ACE_pool_nAMD_CSR_Final/prod/output/t_eff_resp_str_QSBCV15_W48_PREST_IT_MAR2022_nAMD.xls
12MAY2022 16:03

POPULATION: Intent-To-Treat Population
ENDPOINT: Proportion of Patients with a >= 15-point Improvement from Baseline in NEI VFQ-25 Color Vision subscale throughout the Entire Study
MODEL: Stratified Analysis by Study, Baseline BCVA ETDRS letter score, LLD, Geographic region (combined)
STUDY: GR40306 & GR40844
Dichotomous Analysis (Efficacy)

		Faricimab (N=665)				Aflibercept (N=664)				Faricimab vs. Aflibercept																		Aflibercept vs. Faricimab				
		Patients		Patients with Event		Patients		Patients with Event		Odds Ratio																		Relative Risk				
														Absolute Risk Difference																		
Name	Level	n	%	n	%	n	%	n	%	Odds Ratio		Convergence Reason	95% Lower CL	95% Upper CL	Absolute Risk		Convergence Reason	95% Lower CL	95% Upper CL	Relative Risk		Convergence Reason	95% Lower CL	95% Upper CL	p-value (Cochran-Mantel-Haenszel)	Interaction Test p-value (likelihood ratio)	Relative Risk		Convergence Reason	95% Lower CL	95% Upper CL
All	n/a	636	95,6	97	15,3	628	94,6	78	12,4	1,27		Convergence criterion (GCONV=1E-8) satisfied.	0,92	1,75	0,028		Algorithm converged.	-0,010	0,066	1,23		Algorithm converged.	0,93	1,62	0,1482		0,81		Algorithm converged.	0,62	1,07
Study	Tenaya	317	47,7	47	14,8	321	48,3	38	11,8	1,28		Convergence criterion (GCONV=1E-8) satisfied.	0,81	2,03	0,021		Algorithm converged.	-0,031	0,073	1,26		Algorithm converged.	0,85	1,88	0,2888	0,8914	0,79		Algorithm converged.	0,53	1,18
	Lucerne	319	48,0	50	15,7	307	46,2	40	13,0	1,25		Convergence criterion (GCONV=1E-8) satisfied.	0,80	1,97		*	WARNING: The relative Hessian convergence criterion of 0.002285258 is greater than the limit of 0.0001. The convergence is questionable.			1,20		Algorithm converged.	0,82	1,76	0,3246		0,83		Algorithm converged.	0,57	1,22

* indicates convergence problem. Result is uninterpretable.
Only patients with at least one value are used for analysis. For stratification Asia and rest of the world regions are combined due to a small number of enrolled patients. The stratification factor is excluded if it is the subgroup. OR is computed by stratified analysis, RR and ARD by adjusted analysis.
Early Termination (ET) visit was mapped to closest regular visit.
Treatment policy strategy was applied to non-COVID-19 related and hypothetical strategy was applied to COVID-19 related intercurrent events. COVID-19 related intercurrent events are: Disc. of Treatment due to COVID-19, Prohibited Treatment/Therapy due to COVID-19, Missed Dose at Week 4,8,12,36,40,44,100,104 or 108 due to COVID-19 and COVID-19 Death.
Clinical cut-off: TENAYA 24MAR2022 and LUCERNE 23MAR2022

Program: root/clinical_studies/RO6867461/CDPT7716/share/ACE_pool_nAMD_CSR_Final/prod/program/t_eff_resp.sas
Output: root/clinical_studies/RO6867461/CDPT7716/share/ACE_pool_nAMD_CSR_Final/prod/output/t_eff_resp_str_QSBCV15_FREST_IT_MAR2022_nAMD.xls
08AUG2022 16:14

POPULATION: Safety-Evaluable Population
ENDPOINT: Any AEs throughout the Entire Study
MODEL: Unstratified analysis
STUDY: GM40306 & GM40844
Dichotomous Analysis (Safety)

		Faricimab (N=664)				Aflibercept (N=662)				Faricimab vs. Aflibercept																Aflibercept vs. Faricimab			
		Patients		Patients with Event		Patients		Patients with Event		Odds Ratio					Absolute Risk Difference					Relative Risk							Relative Risk			
Name	Level	n	%	n	%	n	%	n	%	Odds Ratio		Convergence Reason	95% Lower CL	95% Upper CL	Absolute Risk		Convergence Reason	95% Lower CL	95% Upper CL	Relative Risk		Convergence Reason	95% Lower CL	95% Upper CL	p-value (Cochran-Mantel-Haenszel)	Interaction Test p-value (likelihood ratio)	Relative Risk		Convergence Reason	95% Lower CL	95% Upper CL
All	n/a	664	100,0	575	86,6	662	100,0	587	88,7	0,83		Convergence criterion (GCONV=1E-8) satisfied.	0,59	1,15	-0,021		Algorithm converged.	-0,056	0,015	0,98		Algorithm converged.	0,94	1,02	0,2515		1,02		Algorithm converged.	0,98	1,07
Study	Tenaya	333	50,2	294	88,3	336	50,8	300	89,3	0,90		Convergence criterion (GCONV=1E-8) satisfied.	0,56	1,46	-0,010		Algorithm converged.	-0,058	0,038	0,99		Algorithm converged.	0,94	1,04	0,6829	0,5436	1,01		Algorithm converged.	0,96	1,07
	Lucerne	331	49,8	281	84,9	326	49,2	287	88,0	0,76		Convergence criterion (GCONV=1E-8) satisfied.	0,49	1,20	-0,031		Algorithm converged.	-0,084	0,021	0,96		Algorithm converged.	0,91	1,02	0,2396		1,04		Algorithm converged.	0,98	1,10

Test for interaction based on RR (Log-binomial regression)
* indicates convergence problem. Result is uninterpretable.
Clinical cut-off: TENAYA 24MAR2022 and LUCERNE 23MAR2022

Program: root/clinical_studies/RO6867461/CDPT7716/share/ACE_pool_nAMD_CSR_Final/prod/program/t_ae_raw.sas
Output: root/clinical_studies/RO6867461/CDPT7716/share/ACE_pool_nAMD_CSR_Final/prod/output/t_ae_raw_sg2_AE_SE_MAR2022_nAMD.xls
28APR2022 12:46

POPULATION: Safety-Evaluable Population
ENDPOINT: Ocular AEs (Study Eye) throughout the Entire Study
MODEL: Unstratified analysis
STUDY: GM40306 & GM40844
Dichotomous Analysis (Safety)

		Faricimab (N=664)				Aflibercept (N=662)				Faricimab vs. Aflibercept																Aflibercept vs. Faricimab				
		Patients		Patients with Event		Patients		Patients with Event		Odds Ratio					Absolute Risk Difference				Relative Risk							Relative Risk				
Name	Level	n	%	n	%	n	%	n	%	Odds Ratio		Convergence Reason	95% Lower CL	95% Upper CL	Absolute Risk		Convergence Reason	95% Lower CL	95% Upper CL	Relative Risk		Convergence Reason	95% Lower CL	95% Upper CL	p-value (Cochran-Mantel-Haenszel)	Interaction Test p-value (likelihood ratio)	Relative Risk		Convergence Reason	95% Lower CL	95% Upper CL
All	n/a	664	100,0	358	53,9	662	100,0	345	52,1	1,07		Convergence criterion (GCONV=1E-8) satisfied.	0,87	1,33	0,018		Algorithm converged.	-0,036	0,072	1,03		Algorithm converged.	0,93	1,14	0,5114		0,97		Algorithm converged.	0,87	1,07
Study	Tenaya	333	50,2	183	55,0	336	50,8	190	56,5	0,94		Convergence criterion (GCONV=1E-8) satisfied.	0,69	1,27	-0,016		Algorithm converged.	-0,091	0,059	0,97		Algorithm converged.	0,85	1,11	0,6786	0,1949	1,03		Algorithm converged.	0,90	1,18
	Lucerne	331	49,8	175	52,9	326	49,2	155	47,5	1,24		Convergence criterion (GCONV=1E-8) satisfied.	0,91	1,68	0,053		Algorithm converged.	-0,023	0,130	1,11		Algorithm converged.	0,95	1,30	0,1727		0,90		Algorithm converged.	0,77	1,05

Test for interaction based on RR (Log-binomial regression)
* indicates convergence problem. Result is uninterpretable.
Clinical cut-off: TENAYA 24MAR2022 and LUCERNE 23MAR2022

Program: root/clinical_studies/RO6867461/CDPT7716/share/ACE_pool_nAMD_CSR_Final/prod/program/t_ae_raw.sas
Output: root/clinical_studies/RO6867461/CDPT7716/share/ACE_pool_nAMD_CSR_Final/prod/output/t_ae_raw_sg2_SOCAE_SE_MAR2022_nAMD.xls
28APR2022 12:57

POPULATION: Safety-Evaluable Population
ENDPOINT: Ocular AEs (Fellow Eye) throughout the Entire Study
MODEL: Unstratified analysis
STUDY: GM40306 & GM40844
Dichotomous Analysis (Safety)

		Faricimab (N=664)				Aflibercept (N=662)				Faricimab vs. Aflibercept																		Aflibercept vs. Faricimab				
		Patients		Patients with Event		Patients		Patients with Event		Odds Ratio					Absolute Risk Difference					Relative Risk								Relative Risk				
Name	Level	n	%	n	%	n	%	n	%	Odds Ratio		Convergence Reason	95% Lower CL	95% Upper CL	Absolute Risk		Convergence Reason	95% Lower CL	95% Upper CL	Relative Risk		Convergence Reason	95% Lower CL	95% Upper CL	p-value (Cochran-Mantel-Haenszel)	Interaction Test p-value (likelihood ratio)	Relative Risk		Convergence Reason	95% Lower CL	95% Upper CL
All	n/a	664	100,0	284	42,8	662	100,0	285	43,1	0,99		Convergence criterion (GCONV=1E-8) satisfied.	0,80	1,23	-0,003		Algorithm converged.	-0,056	0,050	0,99		Algorithm converged.	0,88	1,12	0,9179		1,01		Algorithm converged.	0,89	1,14
Study	Tenaya	333	50,2	131	39,3	336	50,8	149	44,3	0,81		Convergence criterion (GCONV=1E-8) satisfied.	0,60	1,11	-0,050		Algorithm converged.	-0,125	0,025	0,89		Algorithm converged.	0,74	1,06	0,1898	0,0797	1,13		Algorithm converged.	0,94	1,35
	Lucerne	331	49,8	153	46,2	326	49,2	136	41,7	1,20		Convergence criterion (GCONV=1E-8) satisfied.	0,88	1,63	0,045		Algorithm converged.	-0,031	0,121	1,11		Algorithm converged.	0,93	1,32	0,2451		0,90		Algorithm converged.	0,76	1,07

Test for interaction based on RR (Log-binomial regression)
* indicates convergence problem. Result is uninterpretable.
Clinical cut-off: TENAYA 24MAR2022 and LUCERNE 23MAR2022

Program: root/clinical_studies/RO6867461/CDPT7716/share/ACE_pool_nAMD_CSR_Final/prod/program/t_ae_raw.sas
Output: root/clinical_studies/RO6867461/CDPT7716/share/ACE_pool_nAMD_CSR_Final/prod/output/t_ae_raw_sg2_FOCAE_SE_MAR2022_nAMD.xls
28APR2022 13:01

POPULATION: Safety-Evaluable Population
ENDPOINT: Moderate AEs throughout the Entire Study
MODEL: Unstratified analysis
STUDY: GM40306 & GM40844
Dichotomous Analysis (Safety)

		Faricimab (N=664)				Aflibercept (N=662)				Faricimab vs. Aflibercept																		Aflibercept vs. Faricimab				
		Patients		Patients with Event		Patients		Patients with Event		Odds Ratio					Absolute Risk Difference					Relative Risk								Relative Risk				
Name	Level	n	%	n	%	n	%	n	%	Odds Ratio		Convergence Reason	95% Lower CL	95% Upper CL	Absolute Risk		Convergence Reason	95% Lower CL	95% Upper CL	Relative Risk		Convergence Reason	95% Lower CL	95% Upper CL	p-value (Cochran-Mantel-Haenszel)	Interaction Test p-value (likelihood ratio)	Relative Risk		Convergence Reason	95% Lower CL	95% Upper CL
All	n/a	664	100,0	285	42,9	662	100,0	250	37,8	1,24		Convergence criterion (GCONV=1E-8) satisfied.	0,99	1,54	0,052		Algorithm converged.	-0,001	0,104	1,14		Algorithm converged.	1,00	1,30	0,0557		0,88		Algorithm converged.	0,77	1,00
Study	Tenaya	333	50,2	135	40,5	336	50,8	130	38,7	1,08		Convergence criterion (GCONV=1E-8) satisfied.	0,79	1,47	0,019		Algorithm converged.	-0,056	0,093	1,05		Algorithm converged.	0,87	1,26	0,6250	0,2294	0,95		Algorithm converged.	0,79	1,15
	Lucerne	331	49,8	150	45,3	326	49,2	120	36,8	1,42		Convergence criterion (GCONV=1E-8) satisfied.	1,04	1,94	0,085		Algorithm converged.	0,010	0,160	1,23		Algorithm converged.	1,02	1,48	0,0268		0,81		Algorithm converged.	0,68	0,98

Only AEs of highest severity are counted.
Test for interaction based on RR (Log-binomial regression)
* indicates convergence problem. Result is uninterpretable.
Clinical cut-off: TENAYA 24MAR2022 and LUCERNE 23MAR2022

Program: root/clinical_studies/RO6867461/CDPT7716/share/ACE_pool_nAMD_CSR_Final/prod/program/t_ae_raw.sas
Output: root/clinical_studies/RO6867461/CDPT7716/share/ACE_pool_nAMD_CSR_Final/prod/output/t_ae_raw_sg2_WMODAE_SE_MAR2022_nAMD.xls
28APR2022 12:47

POPULATION: Safety-Evaluable Population
ENDPOINT: Severe AEs throughout the Entire Study
MODEL: Unstratified analysis
STUDY: GM40306 & GM40844
Dichotomous Analysis (Safety)

		Faricimab (N=664)				Aflibercept (N=662)				Faricimab vs. Aflibercept																Aflibercept vs. Faricimab				
		Patients		Patients with Event		Patients		Patients with Event		Odds Ratio					Absolute Risk Difference				Relative Risk							Relative Risk				
Name	Level	n	%	n	%	n	%	n	%	Odds Ratio		Convergence Reason	95% Lower CL	95% Upper CL	Absolute Risk		Convergence Reason	95% Lower CL	95% Upper CL	Relative Risk		Convergence Reason	95% Lower CL	95% Upper CL	p-value (Cochran-Mantel-Haenszel)	Interaction Test p-value (likelihood ratio)	Relative Risk		Convergence Reason	95% Lower CL	95% Upper CL
All	n/a	664	100,0	122	18,4	662	100,0	154	23,3	0,74		Convergence criterion (GCONV=1E-8) satisfied.	0,57	0,97	-0,049		Algorithm converged.	-0,093	-0,005	0,79		Algorithm converged.	0,64	0,98	0,0284		1,27		Algorithm converged.	1,02	1,56
Study	Tenaya	333	50,2	62	18,6	336	50,8	73	21,7	0,82		Convergence criterion (GCONV=1E-8) satisfied.	0,56	1,20	-0,031		Algorithm converged.	-0,092	0,030	0,86		Algorithm converged.	0,63	1,16	0,3170	0,4565	1,17		Algorithm converged.	0,86	1,58
	Lucerne	331	49,8	60	18,1	326	49,2	81	24,8	0,67		Convergence criterion (GCONV=1E-8) satisfied.	0,46	0,98	-0,067		Algorithm converged.	-0,130	-0,005	0,73		Algorithm converged.	0,54	0,98	0,0361		1,37		Algorithm converged.	1,02	1,84

Only AEs of highest severity are counted.
Test for interaction based on RR (Log-binomial regression)
* indicates convergence problem. Result is uninterpretable.
Clinical cut-off: TENAYA 24MAR2022 and LUCERNE 23MAR2022

Program: root/clinical_studies/RO6867461/CDPT7716/share/ACE_pool_nAMD_CSR_Final/prod/program/t_ae_raw.sas
Output: root/clinical_studies/RO6867461/CDPT7716/share/ACE_pool_nAMD_CSR_Final/prod/output/t_ae_raw_sg2_WSEVAE_SE_MAR2022_nAMD.xls
28APR2022 12:49

POPULATION: Safety-Evaluable Population
ENDPOINT: Any SAEs throughout the Entire Study
MODEL: Unstratified analysis
STUDY: GM40306 & GM40844
Dichotomous Analysis (Safety)

		Faricimab (N=664)				Aflibercept (N=662)				Faricimab vs. Aflibercept																		Aflibercept vs. Faricimab				
		Patients		Patients with Event		Patients		Patients with Event		Odds Ratio					Absolute Risk Difference				Relative Risk									Relative Risk				
Name	Level	n	%	n	%	n	%	n	%	Odds Ratio		Convergence Reason	95% Lower CL	95% Upper CL	Absolute Risk		Convergence Reason	95% Lower CL	95% Upper CL	Relative Risk		Convergence Reason	95% Lower CL	95% Upper CL	p-value (Cochran-Mantel-Haenszel)	Interaction Test p-value (likelihood ratio)	Relative Risk		Convergence Reason	95% Lower CL	95% Upper CL
All	n/a	664	100,0	171	25,8	662	100,0	194	29,3	0,84		Convergence criterion (GCONV=1E-8) satisfied.	0,66	1,07	-0,036		Algorithm converged.	-0,084	0,013	0,88		Algorithm converged.	0,74	1,05	0,1478		1,14		Algorithm converged.	0,96	1,36
Study	Tenaya	333	50,2	80	24,0	336	50,8	93	27,7	0,83		Convergence criterion (GCONV=1E-8) satisfied.	0,58	1,17	-0,037		Algorithm converged.	-0,103	0,030	0,87		Algorithm converged.	0,67	1,12	0,2808	0,9017	1,15		Algorithm converged.	0,89	1,49
	Lucerne	331	49,8	91	27,5	326	49,2	101	31,0	0,84		Convergence criterion (GCONV=1E-8) satisfied.	0,60	1,18	-0,035		Algorithm converged.	-0,104	0,035	0,89		Algorithm converged.	0,70	1,13	0,3259		1,13		Algorithm converged.	0,89	1,43

Test for interaction based on RR (Log-binomial regression)
* indicates convergence problem. Result is uninterpretable.
Clinical cut-off: TENAYA 24MAR2022 and LUCERNE 23MAR2022

Program: root/clinical_studies/RO6867461/CDPT7716/share/ACE_pool_nAMD_CSR_Final/prod/program/t_ae_raw.sas
Output: root/clinical_studies/RO6867461/CDPT7716/share/ACE_pool_nAMD_CSR_Final/prod/output/t_ae_raw_sg2_SAE_SE_MAR2022_nAMD.xls
28APR2022 12:53

POPULATION: Safety-Evaluable Population
ENDPOINT: Ocular SAEs (Study Eye) throughout the Entire Study
MODEL: Unstratified analysis
STUDY: GM40306 & GM40844
Dichotomous Analysis (Safety)

		Faricimab (N=664)				Aflibercept (N=662)				Faricimab vs. Aflibercept																Aflibercept vs. Faricimab			
		Patients		Patients with Event		Patients		Patients with Event		Odds Ratio					Absolute Risk Difference				Relative Risk							Relative Risk			
Name	Level	n	%	n	%	n	%	n	%	Odds Ratio		Convergence Reason	95% Lower CL	95% Upper CL	Absolute Risk		Convergence Reason	95% Lower CL	95% Upper CL	Relative Risk		Convergence Reason	95% Lower CL	95% Upper CL	p-value (Cochran-Mantel-Haenszel)	Interaction Test p-value (likelihood ratio)	Relative Risk		Convergence Reason	95% Lower CL	95% Upper CL
All	n/a	664	100,0	29	4,4	662	100,0	29	4,4	1,00		Convergence criterion (GCONV=1E-8) satisfied.	0,59	1,69	0,000		Algorithm converged.	-0,022	0,022	1,00		Algorithm converged.	0,60	1,65	0,9906		1,00		Algorithm converged.	0,61	1,66
Study	Tenaya	333	50,2	14	4,2	336	50,8	13	3,9	1,09		Convergence criterion (GCONV=1E-8) satisfied.	0,50	2,36	0,003		Algorithm converged.	-0,026	0,033	1,09		Algorithm converged.	0,52	2,28	0,8258	0,7519	0,92		Algorithm converged.	0,44	1,93
	Lucerne	331	49,8	15	4,5	326	49,2	16	4,9	0,92		Convergence criterion (GCONV=1E-8) satisfied.	0,45	1,89	-0,004		Algorithm converged.	-0,036	0,029	0,92		Algorithm converged.	0,46	1,84	0,8202		1,08		Algorithm converged.	0,54	2,15

Test for interaction based on RR (Log-binomial regression)
* indicates convergence problem. Result is uninterpretable.
Clinical cut-off: TENAYA 24MAR2022 and LUCERNE 23MAR2022

Program: root/clinical_studies/RO6867461/CDPT7716/share/ACE_pool_nAMD_CSR_Final/prod/program/t_ae_raw.sas
Output: root/clinical_studies/RO6867461/CDPT7716/share/ACE_pool_nAMD_CSR_Final/prod/output/t_ae_raw_sg2_SOCSAE_SE_MAR2022_nAMD.xls
28APR2022 12:59

POPULATION: Safety-Evaluable Population
ENDPOINT: Ocular SAEs (Fellow Eye) throughout the Entire Study
MODEL: Unstratified analysis
STUDY: GR40306 & GR40844
Dichotomous Analysis (Safety)

		Faricimab (N=664)				Aflibercept (N=662)				Faricimab vs. Aflibercept																	Aflibercept vs. Faricimab				
		Patients		Patients with Event		Patients		Patients with Event		Odds Ratio					Absolute Risk Difference				Relative Risk								Relative Risk				
Name	Level	n	%	n	%	n	%	n	%	Odds Ratio		Convergence Reason	95% Lower CL	95% Upper CL	Absolute Risk		Convergence Reason	95% Lower CL	95% Upper CL	Relative Risk		Convergence Reason	95% Lower CL	95% Upper CL	p-value (Cochran-Mantel-Haenszel)	Interaction Test p-value (likelihood ratio)	Relative Risk		Convergence Reason	95% Lower CL	95% Upper CL
All	n/a	664	100,0	16	2,4	662	100,0	19	2,9	0,84		Convergence criterion (GCONV=1E-8) satisfied.	0,43	1,64	-0,005		Algorithm converged.	-0,022	0,013	0,84		Algorithm converged.	0,44	1,62	0,6011		1,19		Algorithm converged.	0,62	2,30
Study	Tenaya	333	50,2	4	1,2	336	50,8	11	3,3	0,36		Convergence criterion (GCONV=1E-8) satisfied.	0,11	1,14	-0,021		Algorithm converged.	-0,043	0,002	0,37		Algorithm converged.	0,12	1,14	0,0704	0,0481	2,73		Algorithm converged.	0,88	8,47
	Lucerne	331	49,8	12	3,6	326	49,2	8	2,5	1,50		Convergence criterion (GCONV=1E-8) satisfied.	0,60	3,71	0,012		Algorithm converged.	-0,013	0,038	1,48		Algorithm converged.	0,61	3,57	0,3826		0,68		Algorithm converged.	0,28	1,63

Test for interaction based on RR (Log-binomial regression)
* indicates convergence problem. Result is uninterpretable.
Clinical cut-off: TENAYA 24MAR2022 and LUCERNE 23MAR2022

Program: root/clinical_studies/RO6867461/CDPT7716/share/ACE_pool_nAMD_CSR_Final/prod/program/t_ae_raw.sas
Output: root/clinical_studies/RO6867461/CDPT7716/share/ACE_pool_nAMD_CSR_Final/prod/output/t_ae_raw_sg2_FOCSAE_SE_MAR2022_nAMD.xls
28APR2022 13:03

POPULATION: Safety-Evaluable Population
ENDPOINT: AEs leading to Study Treatment Discontinuation throughout the Entire Study
MODEL: Unstratified analysis
STUDY: GM40306 & GM40844
Dichotomous Analysis (Safety)

		Faricimab (N=664)				Aflibercept (N=662)				Faricimab vs. Aflibercept																Aflibercept vs. Faricimab				
		Patients		Patients with Event		Patients		Patients with Event		Odds Ratio					Absolute Risk Difference				Relative Risk							Relative Risk				
Name	Level	n	%	n	%	n	%	n	%	Odds Ratio		Convergence Reason	95% Lower CL	95% Upper CL	Absolute Risk		Convergence Reason	95% Lower CL	95% Upper CL	Relative Risk		Convergence Reason	95% Lower CL	95% Upper CL	p-value (Cochran-Mantel-Haenszel)	Interaction Test p-value (likelihood ratio)	Relative Risk		Convergence Reason	95% Lower CL	95% Upper CL
All	n/a	664	100,0	28	4,2	662	100,0	18	2,7	1,58		Convergence criterion (GCONV=1E-8) satisfied.	0,86	2,88	0,015		Algorithm converged.	-0,005	0,035	1,55		Algorithm converged.	0,87	2,78	0,1363		0,64		Algorithm converged.	0,36	1,15
Study	Tenaya	333	50,2	12	3,6	336	50,8	9	2,7	1,36		Convergence criterion (GCONV=1E-8) satisfied.	0,56	3,27	0,009		Algorithm converged.	-0,017	0,036	1,33		Algorithm converged.	0,57	3,15	0,4930	0,6586	0,74		Algorithm converged.	0,32	1,74
	Lucerne	331	49,8	16	4,8	326	49,2	9	2,8	1,79		Convergence criterion (GCONV=1E-8) satisfied.	0,78	4,11	0,021		Algorithm converged.	-0,008	0,050	1,73		Algorithm converged.	0,79	3,91	0,1653		0,57		Algorithm converged.	0,26	1,27

Test for interaction based on RR (Log-binomial regression)
* indicates convergence problem. Result is uninterpretable.
Clinical cut-off: TENAYA 24MAR2022 and LUCERNE 23MAR2022

Program: root/clinical_studies/RO6867461/CDPT7716/share/ACE_pool_nAMD_CSR_Final/prod/program/t_ae_raw.sas
Output: root/clinical_studies/RO6867461/CDPT7716/share/ACE_pool_nAMD_CSR_Final/prod/output/t_ae_raw_sg2_WDSTAE_SE_MAR2022_nAMD.xls
28APR2022 12:55

POPULATION: Safety-Evaluable Population
ENDPOINT: AEs leading to Death throughout the Entire Study
MODEL: Unstratified analysis
STUDY: GM40306 & GM40844
Dichotomous Analysis (Safety)

		Faricimab (N=664)				Aflibercept (N=662)				Faricimab vs. Aflibercept																		Aflibercept vs. Faricimab				
		Patients		Patients with Event		Patients		Patients with Event		Odds Ratio					Absolute Risk Difference					Relative Risk								Relative Risk				
Name	Level	n	%	n	%	n	%	n	%	Odds Ratio		Convergence Reason	95% Lower CL	95% Upper CL	Absolute Risk		Convergence Reason	95% Lower CL	95% Upper CL	Relative Risk		Convergence Reason	95% Lower CL	95% Upper CL	p-value (Cochran-Mantel-Haenszel)	Interaction Test p-value (likelihood ratio)	Relative Risk		Convergence Reason	95% Lower CL	95% Upper CL
All	n/a	664	100,0	23	3,5	662	100,0	21	3,2	1,10		Convergence criterion (GCONV=1E-8) satisfied.	0,60	2,00	0,003		Algorithm converged.	-0,016	0,022	1,09		Algorithm converged.	0,61	1,95	0,7670		0,92		Algorithm converged.	0,51	1,64
Study	Tenaya	333	50,2	13	3,9	336	50,8	7	2,1	1,91		Convergence criterion (GCONV=1E-8) satisfied.	0,75	4,85	0,018		Algorithm converged.	-0,008	0,044	1,87		Algorithm converged.	0,76	4,64	0,1671	0,1057	0,53		Algorithm converged.	0,22	1,32
	Lucerne	331	49,8	10	3,0	326	49,2	14	4,3	0,69		Convergence criterion (GCONV=1E-8) satisfied.	0,30	1,59	-0,013		Algorithm converged.	-0,041	0,016	0,70		Algorithm converged.	0,32	1,56	0,3848		1,42		Algorithm converged.	0,64	3,15

Test for interaction based on RR (Log-binomial regression)
* indicates convergence problem. Result is uninterpretable.
Clinical cut-off: TENAYA 24MAR2022 and LUCERNE 23MAR2022

Program: root/clinical_studies/RO6867461/CDPT7716/share/ACE_pool_nAMD_CSR_Final/prod/program/t_ae_raw.sas
Output: root/clinical_studies/RO6867461/CDPT7716/share/ACE_pool_nAMD_CSR_Final/prod/output/t_ae_raw_sg2_DTHAE_SE_MAR2022_nAMD.xls
28APR2022 12:51

POPULATION: Safety-Evaluable Population
ENDPOINT: Death Caused by Study Drug throughout the Entire Study
MODEL: Unstratified analysis
STUDY: GR40306 & GR40844
Dichotomous Analysis (Safety)

		Faricimab (N=664)				Aflibercept (N=662)			
		Patients		Patients with Event		Patients		Patients with Event	
Name	Level	n	%	n	%	n	%	n	%
All	n/a	664	100,0	0	0	662	100,0	0	0

Clinical cut-off: TENAYA 24MAR2022 and LUCERNE 23MAR2022

Program: root/clinical_studies/RO6867461/CDPT7716/share/ACE_pool_nAMD_CSR_Final/prod/program/t_ae_raw_descriptive.sas
Output: root/clinical_studies/RO6867461/CDPT7716/share/ACE_pool_nAMD_CSR_Final/prod/output/t_ae_raw_descriptive_DTHSD_SE_MAR2022_nAMD.xls
19SEP2022 12:15

POPULATION: Safety-Evaluable Population
ENDPOINT: Any AEs throughout the Entire Study
MODEL: Unstratified analysis
STUDY: GN40306 & GN40844
Dichotomous Analysis by Subgroups (Safety)

All

			Parsiclmab (N=664)				Aflibercept (N=662)				Parsiclmab vs. Aflibercept														Aflibercept vs. Parsiclmab			
			Patients		Patients with Event		Patients		Patients with Event		Odds Ratio				Absolute Risk Difference				Relative Risk						Relative Risk			
MedDRA System Organ Class	MedDRA Preferred Term	Level	n	%	n	%	n	%	n	%	Odds Ratio	Convergence Reason	95% Lower CL	95% Upper CL	Absolute Risk	Convergence Reason	95% Lower CL	95% Upper CL	Relative Risk	Convergence Reason	95% Lower CL	95% Upper CL	p-value (Cochran-Mantel-Haenszel)	Action Test	Relative Risk	Convergence Reason	95% Lower CL	95% Upper CL
Blood and lymphatic system disorders		n/a	664	100,0	18	2,7	662	100,0	24	3,6	0,74	Convergence criterion (GCONV=1E-8) satisfied.	0,40	1,38	-0,009	Algorithm converged.	-0,028	0,010	0,75	Algorithm converged.	0,41	1,34	0,3419	NE	1,34	Algorithm converged.	0,73	2,44
Blood and lymphatic system disorders	Anaemia	n/a	664	100,0	11	1,7	662	100,0	10	1,5	1,10	Convergence criterion (GCONV=1E-8) satisfied.	0,46	2,60	0,001	Algorithm converged.	-0,012	0,015	1,10	Algorithm converged.	0,47	2,56	0,8314	NE	0,91	Algorithm converged.	0,39	2,13
Blood and lymphatic system disorders	Anaemia vitamin B12 deficiency	n/a	664	100,0	1	0,2	662	100,0	0	0,0		Quasi-complete separation of data points detected.				WARNING: Negative of Hessian not positive definite.			NE	Algorithm converged.	NE	NE	0,3180	NE	NE	Algorithm converged.	NE	NE
Blood and lymphatic system disorders	Blood loss anaemia	n/a	664	100,0	0	0,0	662	100,0	1	0,2		Quasi-complete separation of data points detected.				WARNING: The relative Hessian convergence criterion of 94.5047344628 is greater than the limit of 0.0001. The convergence is questionable.			0,00	Algorithm converged.	0,00	NE	0,3166	NE	>999,99	Algorithm converged.	0,00	NE
Blood and lymphatic system disorders	Bone marrow oedema	n/a	664	100,0	0	0,0	662	100,0	1	0,2		Quasi-complete separation of data points detected.				WARNING: The relative Hessian convergence criterion of 94.5047344628 is greater than the limit of 0.0001. The convergence is questionable.			0,00	Algorithm converged.	0,00	NE	0,3166	NE	>999,99	Algorithm converged.	0,00	NE
Blood and lymphatic system disorders	Febrile neutropenia	n/a	664	100,0	0	0,0	662	100,0	1	0,2		Quasi-complete separation of data points detected.				WARNING: The relative Hessian convergence criterion of 94.5047344628 is greater than the limit of 0.0001. The convergence is questionable.			0,00	Algorithm converged.	0,00	NE	0,3166	NE	>999,99	Algorithm converged.	0,00	NE
Blood and lymphatic system disorders	Haemolytic anaemia	n/a	664	100,0	0	0,0	662	100,0	1	0,2		Quasi-complete separation of data points detected.				WARNING: The relative Hessian convergence criterion of 94.5047344628 is greater than the limit of 0.0001. The convergence is questionable.			0,00	Algorithm converged.	0,00	NE	0,3166	NE	>999,99	Algorithm converged.	0,00	NE
Blood and lymphatic system disorders	Hilar lymphadenopathy	n/a	664	100,0	0	0,0	662	100,0	1	0,2		Quasi-complete separation of data points detected.				WARNING: The relative Hessian convergence criterion of 94.5047344628 is greater than the limit of 0.0001. The convergence is questionable.			0,00	Algorithm converged.	0,00	NE	0,3166	NE	>999,99	Algorithm converged.	0,00	NE
Blood and lymphatic system disorders	Increased tendency to bruise	n/a	664	100,0	0	0,0	662	100,0	1	0,2		Quasi-complete separation of data points detected.				WARNING: The relative Hessian convergence criterion of 94.5047344628 is greater than the limit of 0.0001. The convergence is questionable.			0,00	Algorithm converged.	0,00	NE	0,3166	NE	>999,99	Algorithm converged.	0,00	NE
Blood and lymphatic system disorders	Iron deficiency anaemia	n/a	664	100,0	3	0,5	662	100,0	3	0,5	1,00	Convergence criterion (GCONV=1E-8) satisfied.	0,20	4,96	0,000	Algorithm converged.	-0,007	0,007	1,00	Algorithm converged.	0,20	4,92	0,9970	NE	1,00	Algorithm converged.	0,20	4,95
Blood and lymphatic system disorders	Leukocytosis	n/a	664	100,0	0	0,0	662	100,0	1	0,2		Quasi-complete separation of data points detected.				WARNING: The relative Hessian convergence criterion of 94.5047344628 is greater than the limit of 0.0001. The convergence is questionable.			0,00	Algorithm converged.	0,00	NE	0,3166	NE	>999,99	Algorithm converged.	0,00	NE
Blood and lymphatic system disorders	Leukopenia	n/a	664	100,0	0	0,0	662	100,0	1	0,2		Quasi-complete separation of data points detected.				WARNING: The relative Hessian convergence criterion of 94.5047344628 is greater than the limit of 0.0001. The convergence is questionable.			0,00	Algorithm converged.	0,00	NE	0,3166	NE	>999,99	Algorithm converged.	0,00	NE
Blood and lymphatic system disorders	Lymphadenopathy	n/a	664	100,0	1	0,2	662	100,0	1	0,2	1,00	Convergence criterion (GCONV=1E-8) satisfied.	0,06	15,97	0,000	Algorithm converged.	-0,004	0,004	1,00	Algorithm converged.	0,06	15,91	0,9983	NE	1,00	Algorithm converged.	0,06	16,00
Blood and lymphatic system disorders	Lymphadenopathy mediastinal	n/a	664	100,0	1	0,2	662	100,0	0	0,0		Quasi-complete separation of data points detected.				WARNING: Negative of Hessian not positive definite.			NE	Algorithm converged.	NE	NE	0,3180	NE	NE	Algorithm converged.	NE	NE
Blood and lymphatic system disorders	Pancytopenia	n/a	664	100,0	0	0,0	662	100,0	3	0,5		Quasi-complete separation of data points detected.				WARNING: Negative of Hessian not positive definite.			0,00	Algorithm converged.	0,00	NE	0,0826	NE	>999,99	Algorithm converged.	0,00	NE
Blood and lymphatic system disorders	Splenomegaly	n/a	664	100,0	0	0,0	662	100,0	1	0,2		Quasi-complete separation of data points detected.				WARNING: The relative Hessian convergence criterion of 94.5047344628 is greater than the limit of 0.0001. The convergence is questionable.			0,00	Algorithm converged.	0,00	NE	0,3166	NE	>999,99	Algorithm converged.	0,00	NE
Blood and lymphatic system disorders	Thrombocytopenia	n/a	664	100,0	1	0,2	662	100,0	1	0,2	1,00	Convergence criterion (GCONV=1E-8) satisfied.	0,06	15,97	0,000	Algorithm converged.	-0,004	0,004	1,00	Algorithm converged.	0,06	15,91	0,9983	NE	1,00	Algorithm converged.	0,06	16,00
Blood and lymphatic system disorders	Thrombocytosis	n/a	664	100,0	0	0,0	662	100,0	1	0,2		Quasi-complete separation of data points detected.				WARNING: The relative Hessian convergence criterion of 94.5047344628 is greater than the limit of 0.0001. The convergence is questionable.			0,00	Algorithm converged.	0,00	NE	0,3166	NE	>999,99	Algorithm converged.	0,00	NE
Cardiac disorders		n/a	664	100,0	50	7,5	662	100,0	68	10,3	0,71	Convergence criterion (GCONV=1E-8) satisfied.	0,49	1,04	-0,027	Algorithm converged.	-0,058	0,003	0,73	Algorithm converged.	0,52	1,04	0,0797	NE	1,36	Algorithm converged.	0,96	1,93
Cardiac disorders	Acute left ventricular failure	n/a	664	100,0	1	0,2	662	100,0	1	0,2	1,00	Convergence criterion (GCONV=1E-8) satisfied.	0,06	15,97	0,000	Algorithm converged.	-0,004	0,004	1,00	Algorithm converged.	0,06	15,91	0,9983	NE	1,00	Algorithm converged.	0,06	16,00
Cardiac disorders	Acute myocardial infarction	n/a	664	100,0	2	0,3	662	100,0	3	0,5	0,66	Convergence criterion (GCONV=1E-8) satisfied.	0,11	3,98	-0,002	Algorithm converged.	-0,008	0,005	0,66	Algorithm converged.	0,11	3,96	0,6518	NE	1,50	Algorithm converged.	0,23	8,93
Cardiac disorders	Angina pectoris	n/a	664	100,0	3	0,5	662	100,0	2	0,3	1,50	Convergence criterion (GCONV=1E-8) satisfied.	0,25	8,93	0,001	Algorithm converged.	-0,005	0,008	1,50	Algorithm converged.	0,25	8,90	0,6567	NE	0,67	Algorithm converged.	0,23	3,90
Cardiac disorders	Angina unstable	n/a	664	100,0	0	0,0	662	100,0	1	0,2		Quasi-complete separation of data points detected.				WARNING: The relative Hessian convergence criterion of 94.5047344628 is greater than the limit of 0.0001. The convergence is questionable.			0,00	Algorithm converged.	0,00	NE	0,3166	NE	>999,99	Algorithm converged.	0,00	NE
Cardiac disorders	Aortic valve incompetence	n/a	664	100,0	1	0,2	662	100,0	2	0,3	0,50	Convergence criterion (GCONV=1E-8) satisfied.	0,05	5,50	-0,002	Algorithm converged.	-0,007	0,004	0,50	Algorithm converged.	0,05	5,48	0,5616	NE	2,01	Algorithm converged.	0,18	22,07
Cardiac disorders	Aortic valve sclerosis	n/a	664	100,0	0	0,0	662	100,0	1	0,2		Quasi-complete separation of data points detected.				WARNING: The relative Hessian convergence criterion of 94.5047344628 is greater than the limit of 0.0001. The convergence is questionable.			0,00	Algorithm converged.	0,00	NE	0,3166	NE	>999,99	Algorithm converged.	0,00	NE
Cardiac disorders	Arrhythmia	n/a	664	100,0	2	0,3	662	100,0	3	0,5	0,66	Convergence criterion (GCONV=1E-8) satisfied.	0,11	3,98	-0,002	Algorithm converged.	-0,008	0,005	0,66	Algorithm converged.	0,11	3,96	0,6518	NE	1,50	Algorithm converged.	0,23	8,93
Cardiac disorders	Arteriosclerosis coronary artery	n/a	664	100,0	0	0,0	662	100,0	4	0,6		Quasi-complete separation of data points detected.				WARNING: Negative of Hessian not positive definite.			0,00	Algorithm converged.	0,00	NE	0,0445	NE	>999,99	Algorithm converged.	0,00	NE
Cardiac disorders	Atrial fibrillation	n/a	664	100,0	13	2,0	662	100,0	20	3,0	0,76	Convergence criterion (GCONV=1E-8) satisfied.	0,38	1,46	-0,008	Algorithm converged.	-0,025	0,010	0,76	Algorithm converged.	0,39	1,45	0,3860	NE	1,50	Algorithm converged.	0,69	5,22
Cardiac disorders	Atrial flutter	n/a	664	100,0	4	0,6	662	100,0	2	0,3	4,01	Convergence criterion (GCONV=1E-8) satisfied.	0,45	35,94	0,005	Algorithm converged.	-0,002	0,011	3,99	Algorithm converged.	0,45	35,53	0,1825	NE	0,25	Algorithm converged.	0,03	2,24
Cardiac disorders	Bradycardia	n/a	664	100,0	1	0,2	662	100,0	1	0,2	1,00	Convergence criterion (GCONV=1E-8) satisfied.	0,06	15,97	0,000	Algorithm converged.	-0,004	0,004	1,00	Algorithm converged.	0,06	15,91	0,9983	NE	1,00	Algorithm converged.	0,06	16,00
Cardiac disorders	Cardiac arrest	n/a	664	100,0	0	0,0	662	100,0	1	0,2		Quasi-complete separation of data points detected.				WARNING: The relative Hessian convergence criterion of 94.5047344628 is greater than the limit of 0.0001. The convergence is questionable.			0,00	Algorithm converged.	0,00	NE	0,3166	NE	>999,99	Algorithm converged.	0,00	NE
Cardiac disorders	Cardiac dysfunction	n/a	664	100,0	0	0,0	662	100,0	1	0,2		Quasi-complete separation of data points detected.				WARNING: The relative Hessian convergence criterion of 94.5047344628 is greater than the limit of 0.0001. The convergence is questionable.			0,00	Algorithm converged.	0,00	NE	0,3166	NE	>999,99	Algorithm converged.	0,00	NE
Cardiac disorders	Cardiac failure	n/a	664	100,0	5	0,8	662	100,0	4	0,6	1,25	Convergence criterion (GCONV=1E-8) satisfied.	0,33	4,67	0,003	Algorithm converged.	-0,007	0,010	1,25	Algorithm converged.	0,34	4,62	0,7415	NE	0,80	Algorithm converged.	0,22	2,97
Cardiac disorders	Cardiac failure chronic	n/a	664	100,0	1	0,2	662	100,0	1	0,2	3,98	Convergence criterion (GCONV=1E-8) satisfied.	0,31	28,91	0,003	Algorithm converged.	-0,003	0,009	2,99	Algorithm converged.	0,31	28,68	0,3182	NE	0,33	Algorithm converged.	0,03	3,21
Cardiac disorders	Cardiac failure congestive	n/a	664	100,0	8	1,4	662	100,0	8	1,2	1,12	Convergence criterion (GCONV=1E-8) satisfied.	0,43	2,93	0,001	Algorithm converged.	-0,011	0,014	1,12	Algorithm converged.	0,44	2,89	0,8121	NE	0,89	Algorithm converged.	0,35	2,36
Cardiac disorders	Cardiac tamponade	n/a	664	100,0	1	0,2	662	100,0	0	0,0		Quasi-complete separation of data points detected.				WARNING: Negative of Hessian not positive definite.			NE	Algorithm converged.	NE	NE	0,3180	NE	NE	Algorithm converged.	NE	NE
Cardiac disorders	Cardiomegaly	n/a	664	100,0	1	0,2	662	100,0	3	0,5	0,33	Convergence criterion (GCONV=1E-8) satisfied.	0,03	3,19	-0,002	Algorithm converged.	-0,009	0,003	0,33	Algorithm converged.	0,03	3,19	0,3153	NE	3,01	Algorithm converged.	0,31	28,83
Cardiac disorders	Cardiopulmonary failure	n/a	664	100,0	0	0,0	662	100,0	1	0,2		Quasi-complete separation of data points detected.				WARNING: The relative Hessian convergence criterion of 94.5047344628 is greater than the limit of 0.0001. The convergence is questionable.			0,00	Algorithm converged.	0,00	NE	0,3166	NE	>999,99	Algorithm converged.	0,00	NE
Cardiac disorders	Cardiovascular disorder	n/a	664	100,0	0	0,0	662	100,0	1	0,2		Quasi-complete separation of data points detected.				WARNING: The relative Hessian convergence criterion of 94.5047344628 is greater than the limit of 0.0001. The convergence is questionable.			0,00	Algorithm converged.	0,00	NE	0,3166	NE	>999,99	Algorithm converged.	0,00	NE
Cardiac disorders	Chronic coronary syndrome	n/a	664	100,0	0	0,0	662	100,0	1	0,2		Quasi-complete separation of data points detected.				WARNING: The relative Hessian convergence criterion of 94.5047344628 is greater than the limit of 0.0001. The convergence is questionable.			0,00	Algorithm converged.	0,00	NE	0,3166	NE	>999,99	Algorithm converged.	0,00	NE
Cardiac disorders	Chronic left ventricular failure	n/a	664	100,0	0	0,0	662	100,0	2	0,3		Quasi-complete separation of data points detected.				WARNING: Negative of Hessian not positive definite.			0,00	Algorithm converged.	0,00	NE	0,1565	NE	>999,99	Algorithm converged.	0,00	NE
Cardiac disorders	Congestive cardiomyopathy	n/a	664	100,0	0	0,0	662	100,0	1	0,2		Quasi-complete separation of data points detected.				WARNING: The relative Hessian convergence criterion of 94.5047344628 is greater than the limit of 0.0001. The convergence is questionable.			0,00	Algorithm converged.	0,00	NE	0,3166	NE	>999,99	Algorithm converged.	0,00	NE
Cardiac disorders	Cor pulmonale	n/a	664	100,0	1	0,2	662	100,0	0	0,0		Quasi-complete separation of data points detected.				WARNING: Negative of Hessian not positive definite.			NE	Algorithm converged.	NE	NE	0,3180	NE	NE	Algorithm converged.	NE	NE
Cardiac disorders	Coronary artery disease	n/a	664	100,0	6	0,9	662	100,0	6	0,9	1,00	Convergence criterion (GCONV=1E-8) satisfied.	0,32	3,11	0,000	Algorithm converged.	-0,010	0,010	1,00	Algorithm converged.	0,32	3,08	0,9958	NE	1,00	Algorithm converged.	0,33	3,04
Cardiac disorders	Coronary artery occlusion	n/a	664	100,0	0	0,0	662	100,0	1	0,2		Quasi-complete separation of data points detected.				WARNING: The relative Hessian convergence criterion of 94.5047344628 is greater than the limit of 0.0001. The convergence is questionable.			0,00	Algorithm converged.	0,00	NE	0,3166	NE	>999,99	Algorithm converged.	0,00	NE
Cardiac disorders	Dressler's syndrome	n/a	664	100,0	1	0,2	662	100,0	0	0,0		Quasi-complete separation of data points detected.				WARNING: Negative of Hessian not positive definite.			NE	Algorithm converged.	NE	NE	0,3180	NE	NE	Algorithm converged.	NE	NE
Cardiac disorders	Heart valve incompetence	n/a	664	100,0	1	0,2	662	100,0	0	0,0		Quasi-complete separation of data points detected.				WARNING: Negative of Hessian not positive definite.			NE	Algorithm converged.	NE	NE	0,3180	NE	NE	Algorithm converged.	NE	NE
Cardiac disorders	Hypertensive cardiomyopathy	n/a	664	100,0	1	0,2	662	100,0	0	0,0		Quasi-complete separation of data points detected.				WARNING: Negative of Hessian not positive definite.			NE	Algorithm converged.	NE	NE	0,3180	NE	NE	Algorithm converged.	NE	NE
Cardiac disorders	Left ventricular dysfunction	n/a	664	100,0	0	0,0	662	100,0	2	0,3		Quasi-complete separation of data points detected.				WARNING: Negative of Hessian not positive definite.			0,00	Algorithm converged.	0,00	NE	0,1565	NE	>999,99	Algorithm converged.	0,00	NE
Cardiac disorders	Left ventricular enlargement	n/a	664	100,0	0	0,0	662	100,0	1	0,2		Quasi-complete separation of data points detected.				WARNING: The relative Hessian convergence criterion of 94.5047344628 is greater than the limit of 0.0001. The convergence is questionable.			0,00	Algorithm converged.	0,00	NE	0,3166	NE	>999,99	Algorithm converged.	0,00	NE
Cardiac disorders	Left ventricular failure	n/a	664	100,0	0	0,0	662	100,0	1	0,2		Quasi-complete separation of data points detected.				WARNING: The relative Hessian convergence criterion of 94.5047344628 is greater than the limit of 0.0001. The convergence is questionable.			0,00	Algorithm converged.	0,00	NE	0,3166	NE	>999,99	Algorithm converged.	0,00	NE
Cardiac disorders	Left ventricular hypertrophy	n/a	664	100,0	0	0,0	662	100,0	1	0,2		Quasi-complete separation of data points detected.				WARNING: The relative Hessian convergence criterion of 94.5047344628 is greater than the limit of 0.0001. The convergence is questionable.			0,00	Algorithm converged.	0,00	NE	0,3166	NE	>999,99	Algorithm converged.	0,00	NE
Cardiac disorders	Mitral valve incompetence	n/a	664	100,0	1	0,2	662	100,0	3	0,5	0,33	Convergence criterion (GCONV=1E-8) satisfied.	0,03	3,19	-0,002	Algorithm converged.	-0,009	0,003	0,33	Algorithm converged.	0,03	3,19	0,3153	NE	3,01	Algorithm converged.	0,31	28,83
Cardiac disorders	Mitral valve prolapse	n/a	664	100,0	0	0,0	662	100,0	1	0,2		Quasi-complete separation of data points detected.				WARNING: The relative Hessian convergence criterion of 94.5047344628 is greater than the limit of 0.0001. The convergence is questionable.			0,00	Algorithm converged.	0,00	NE	0,3166	NE	>999,99	Algorithm converged.	0,00	NE
Cardiac disorders	Myocardial infarction	n/a	664	100,0	3	0,5	662	100,0	3	0,5	1,00	Convergence criterion (GCONV=1E-8) satisfied.	0,14	7,08	0,000	Algorithm converged.	-0,006	0,006	1,00	Algorithm converged.	0,14	7,06	0,9979	NE	1,00	Algorithm converged.	0,14	7,08
Cardiac disorders	Myocardial ischaemia	n/a	664	100,0	1	0,2	662	100,0	0	0,0		Quasi-complete separation of data points detected.				WARNING: Negative of Hessian not positive definite.			NE	Algorithm converged.	NE	NE	0,3180	NE	NE	Algorithm converged.	NE	NE
Cardiac disorders	Palpitations	n/a	664	100,0	1	0,2	662	100,0	2	0,3	0,50	Convergence criterion (GCONV=1E-8) satisfied.	0,05	5,50	-0,002	Algorithm converged.	-0,007	0,004	0,50	Algorithm converged.	0,05	5,48	0,5616	NE	2,01	Algorithm converged.	0,18	22,07
Cardiac disorders	Paroxysmal atrioventricular block	n/a	664	100,0	0	0,0	662	100,0	1	0,2		Quasi-complete separation of data points detected.				WARNING: The relative Hessian convergence criterion of 94.5047344628 is greater than the limit of 0.0001. The convergence is questionable.			0,00	Algorithm converged.	0,00	NE	0,3166	NE	>999,99	Algorithm converged.	0,00	NE
Cardiac disorders	Pericardial effusion	n/a	664	100,0	1	0,2	662	100,0	0	0,0	1,00	Convergence criterion (GCONV=1E-8) satisfied.	0,06	15,97	0,000	Algorithm converged.	-0,004	0,004	1,00	Algorithm converged.	0,06	15,91	0,9983	NE	1,00	Algorithm converged.	0,06	16,00
Cardiac disorders	Pericarditis	n/a	664	100,0	1	0,2	662	100,0	0	0,0		Quasi-complete separation of data points detected.				WARNING: Negative of Hessian not positive definite.			NE	Algorithm converged.	NE	NE	0,3180	NE	NE	Algorithm converged.	NE	NE
Cardiac disorders	Pericarditis constrictive	n/a	664	100,0	1	0,2	662	100,0	0	0,0		Quasi-complete separation of data points detected.				WARNING: Negative of Hessian not positive definite.			NE	Algorithm converged.	NE	NE	0,3180	NE	NE	Algorithm converged.	NE	NE
Cardiac disorders	Sinus bradycardia	n/a	664	100,0	1	0,2	662	100,0	1	0,2		Quasi-complete separation of data points detected.				WARNING: The relative Hessian convergence criterion of 94.5047344628 is greater than the limit of 0.0001. The convergence is questionable.			0,00	Algorithm converged.	0,00	NE	0,3166	NE	>999,99	Algorithm converged.	0,00	NE
Cardiac disorders	Sinus node dysfunction	n/a	664	100,0	1	0,2	662	100,0	2	0,3	0,50	Convergence criterion (GCONV=1E-8) satisfied.	0,05	5,50	-0,002	Algorithm converged.	-0,007	0,004	0,50	Algorithm converged.	0,05	5,48	0,5616	NE	2,01	Algorithm converged.	0,18	22,07
Cardiac disorders	Sinus tachycardia	n/a	664	100,0	0	0,0	662	100,0	1	0,2		Quasi-complete separation of data points detected.				WARNING: The relative Hessian convergence criterion of 94.5047344628 is greater than the limit of 0.0001. The convergence is questionable.			0,00	Algorithm converged.	0,00	NE	0,3166	NE	>999,99	Algorithm converged.	0,00	NE
Cardiac disorders	Supraventricular extrasystoles	n/a	664	100,0	0	0,0	662	100,0	1	0,2		Quasi-complete separation of data points detected.				WARNING: The relative Hessian convergence criterion of 94.5047344628 is greater than the limit of 0.0001. The convergence is questionable.			0,00	Algorithm converged.	0,00	NE	0,3166	NE	>999,99	Algorithm converged.	0,00	NE
Cardiac disorders	Supraventricular tachycardia	n/a	664	100,0	1	0,2	662	100,0	1	0,2	1,00	Convergence criterion (GCONV=1E-8) satisfied.	0,06	15,97	0,000	Algorithm converged.	-0,004	0,004	1,00	Algorithm converged.	0,06	15,91	0,9983	NE	1,00	Algorithm converged.	0,06	16,00
Cardiac disorders	Tachycardia	n/a	664	100,0	2	0,3	662	100,0	1	0,2	2,00	Convergence criterion (GCONV=1E-8) satisfied.	0,18	22,08	0,002	Algorithm converged.	-0,004	0,007	1,99	Algorithm converged.	0,18	21,94	0,5652	NE	2,01	Algorithm converged.	0,03	5,54
Cardiac disorders	Tricuspid valve incompetence	n/a	664	100,0	0	0,0	662	100,0	1	0,2		Quasi-complete separation of data points detected.				WARNING: The relative Hessian convergence criterion of 94.5047344628 is greater than the limit of 0.0001. The convergence is questionable.			0,00	Algorithm converged.	0,00	NE	0,3166	NE	>999,99	Algorithm converged.	0,00	NE
Cardiac disorders	Ventricular extrasystoles	n/a	664	100,0	1	0,2	662	100,0	1	0,2	1,00	Convergence criterion (GCONV=1E-8) satisfied.	0,06	15,97	0,000	Algorithm converged.	-0,004	0,004	1,00	Algorithm converged.	0,06	15,91	0,9983	NE	1,00	Algorithm converged.	0,06	16,00
Cardiac disorders	Ventricular fibrillation	n/a	664	100,0	1	0,2	662	100,0	0	0,0		Quasi-complete separation of data points detected.				WARNING: Negative of Hessian not positive definite.			NE	Algorithm converged.	NE	NE	0,3180	NE	NE	Algorithm converged.	NE	NE
Cardiac disorders	Ventricular pre-excitation	n/a	664	100,0	1	0,2	662	100,0	0	0,0		Quasi-complete separation of data points detected.				WARNING: Negative of Hessian not positive definite.			NE	Algorithm converged.	NE	NE	0,3180	NE	NE	Algorithm converged.	NE	NE
Cardiac disorders	Ventricular tachycardia	n/a	664	100,0	1	0,2	662	100,0	0	0,0		Quasi-complete separation of data points detected.				WARNING: Negative of Hessian not positive definite.			NE	Algorithm converged.	NE	NE	0,3180	NE	NE	Algorithm converged.	NE	NE
Congenital, familial and genetic disorders		n/a	664	100,0	1	0,2	662	100,0	4	0,6	0,25	Convergence criterion (GCONV=1E-8) satisfied.	0,03	2,23	-0,005	Algorithm converged.	-0,011	0,002	0,25	Algorithm converged.	0,03	2,22	0,1780	NE	4,01	Algorithm converged.	0,45	35,80
Congenital, familial and genetic disorders	Corneal dystrophy	n/a	664	100,0	0	0,0	662	100,0	3	0,5		Quasi-complete separation of data points detected.				WARNING: Negative of Hessian not positive definite.			0,00	Algorithm converged.	0,00	NE	0,0826	NE	>999,99	Algorithm converged.	0,00	NE
Congenital, familial and genetic disorders	Dyskeratosis	n/a	664	100,0	0	0,0	662	100,0	1	0,2		Quasi-complete separation of data points detected.				WARNING: The relative Hessian convergence criterion of 94.5047344628 is greater than the limit of 0.0001. The convergence is questionable.			0,00	Algorithm converged.	0,00	NE	0,3166	NE	>999,99	Algorithm converged.	0,00	NE
Congenital, familial and genetic disorders	Retinal anomaly congenital	n/a	664	100,0	1	0,2	662	100,0	0	0,0		Quasi-complete separation of data points detected.				WARNING: Negative of Hessian not positive definite.			NE	Algorithm converged.	NE	NE	0,3180	NE	NE	Algorithm converged.	NE	NE
Ear and labyrinth disorders		n/a	664	100,0	21	3,2	662	100,0	20	3,0	0,95	Convergence criterion (GCONV=1E-8) satisfied.	0,52	1,74	-0,002	Algorithm converged.	-0,021	0,017	0,93	Algorithm converged.	0,53	1,71	0,8689	NE	1,03	Algorithm converged.	0,58	1,83
Ear and labyrinth disorders	Cerumen impaction	n/a	664	100,0	1	0,2	662	100,0	1	0,2	1,00	Convergence criterion (GCONV=1E-8) satisfied.	0,06	15,97	0,000	Algorithm converged.	-0,004	0,004	1,00	Algorithm converged.	0,06	15,91	0,9983	NE	1,00	Algorithm converged.	0,06	16,00
Ear and labyrinth disorders	Deafness	n/a	664	100,0	1	0,2	662	100,0	1	0,2	1,00	Convergence criterion (GCONV=1E-8) satisfied.	0,06	15,97	0,000	Algorithm converged.	-0,004	0,004	1,00	Algorithm converged.	0,06	15,91	0,9983	NE	1,00	Algorithm converged.	0,06	16,00
Ear and labyrinth disorders	Deafness bilateral	n/a	664	100,0	1	0,2	662	100,0	0	0,0		Quasi-complete separation of data points detected.				WARNING: Negative of Hessian not positive definite.			NE	Algorithm converged.	NE	NE	0,3180	NE	NE	Algorithm converged.	NE	NE
Ear and labyrinth disorders	Ear disorder	n/a	664	100,0	1	0,2	662	100,0	0	0,0		Quasi-complete separation of data points detected.				WARNING: Negative of Hessian not positive definite.			NE	Algorithm converged.	NE	NE	0,3180	NE	NE	Algorithm converged.	NE	NE
Ear and labyrinth disorders	Ear pain	n/a	664	100,0	2	0,3	662	100,0	2	0,3	1,00	Convergence criterion (GCONV=1E-8) satisfied.	0,31	28,91	0,003	Algorithm converged.	-0,003	0,009	2,99	Algorithm



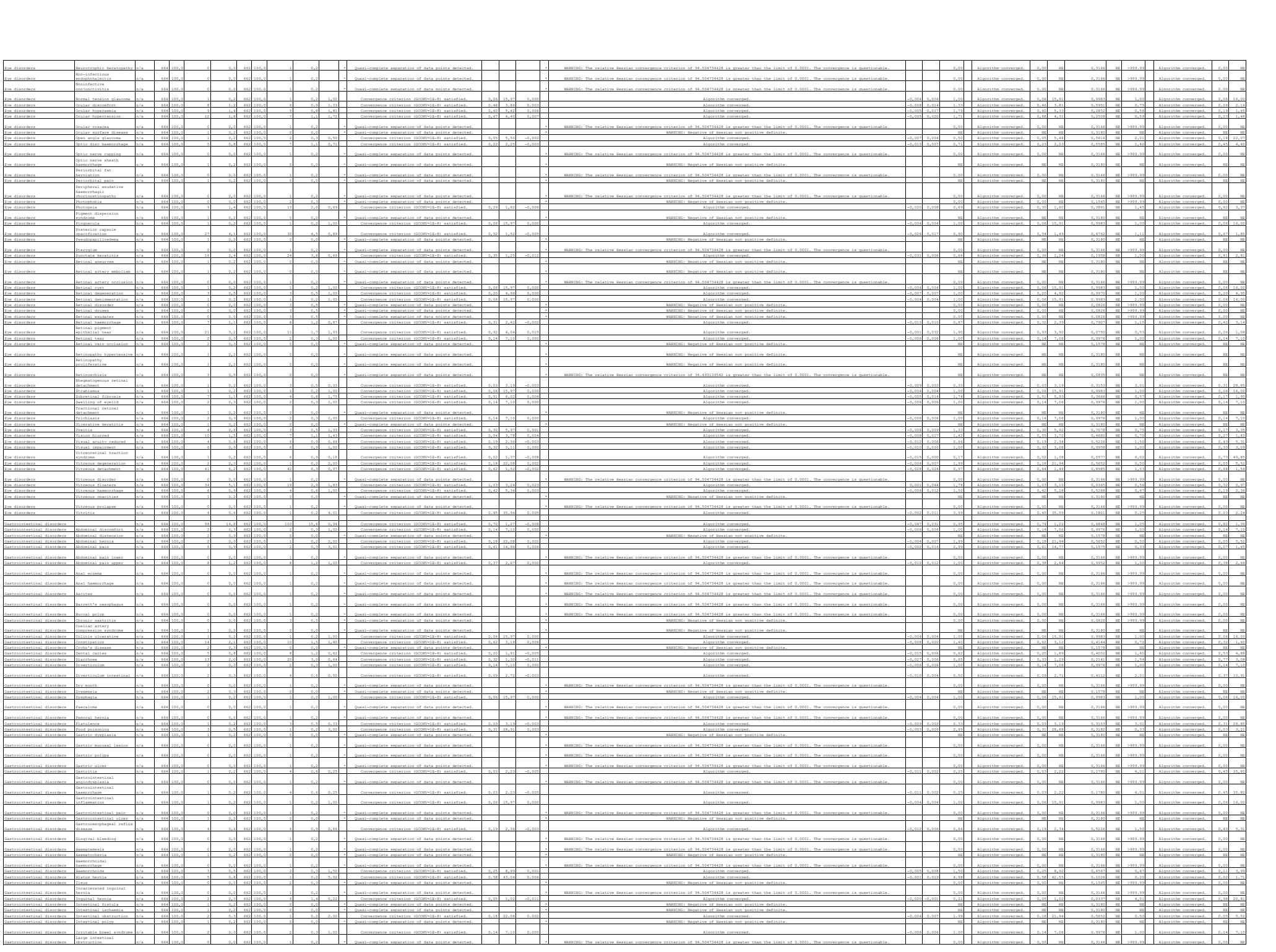

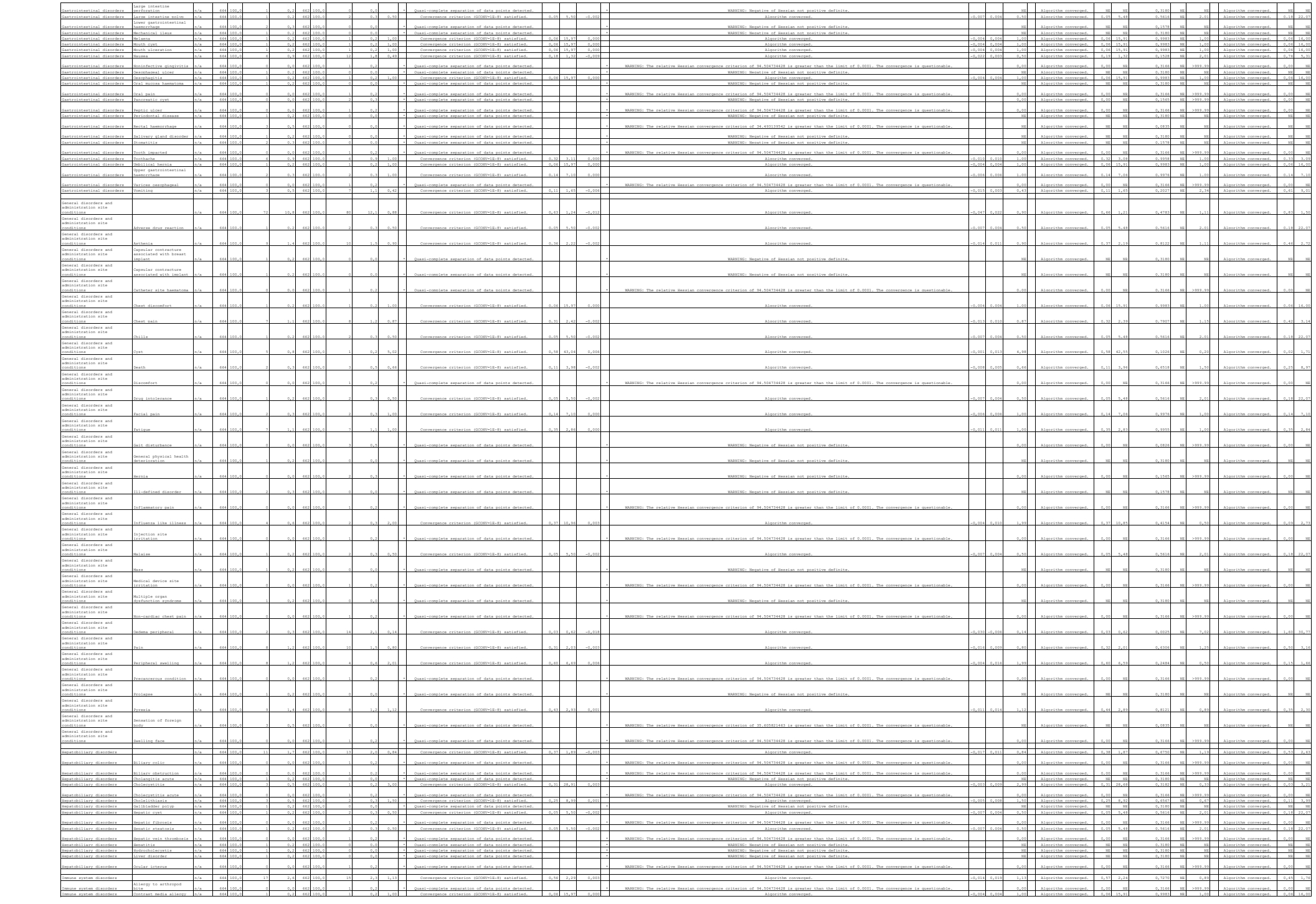

| | | |

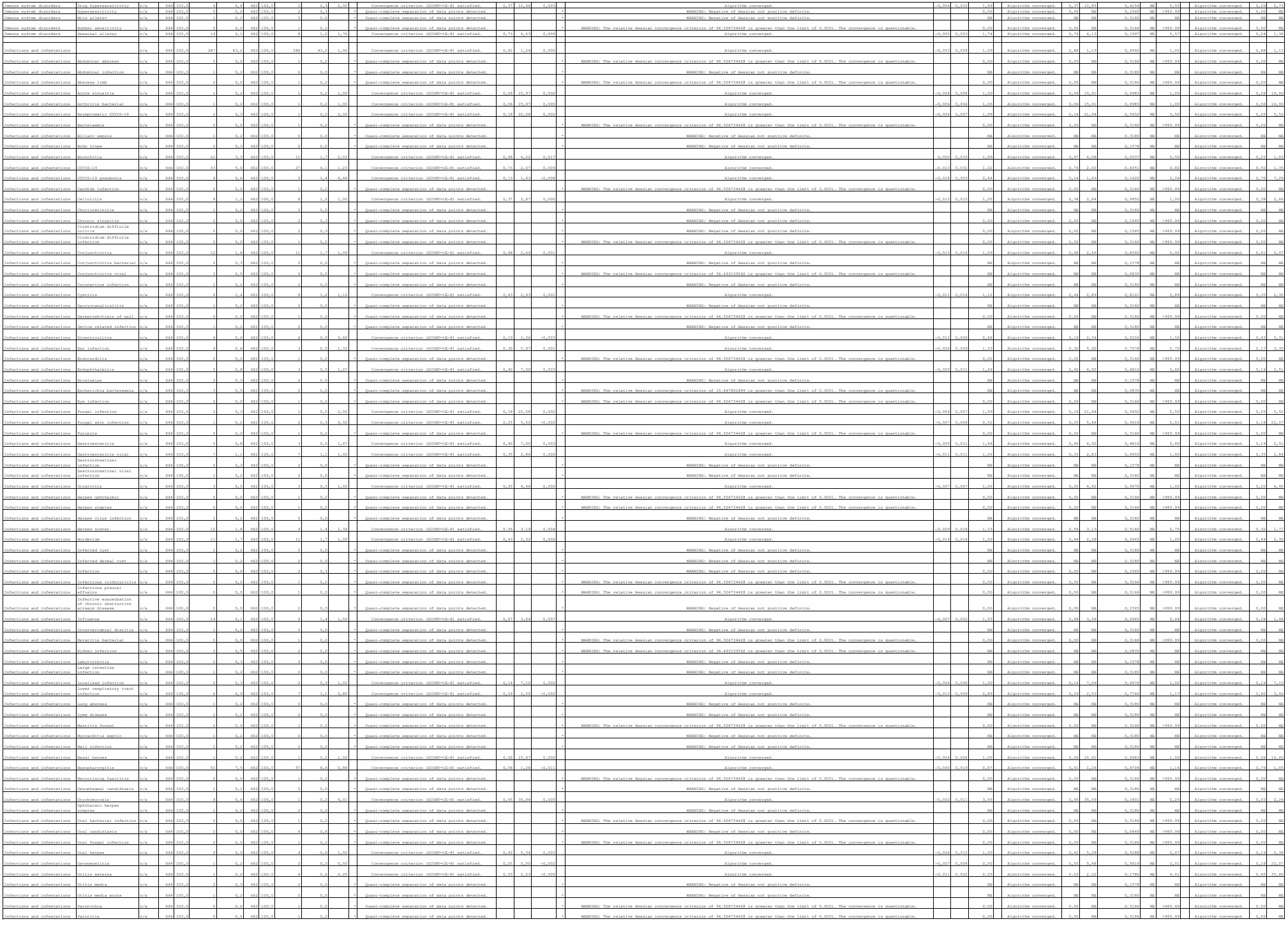

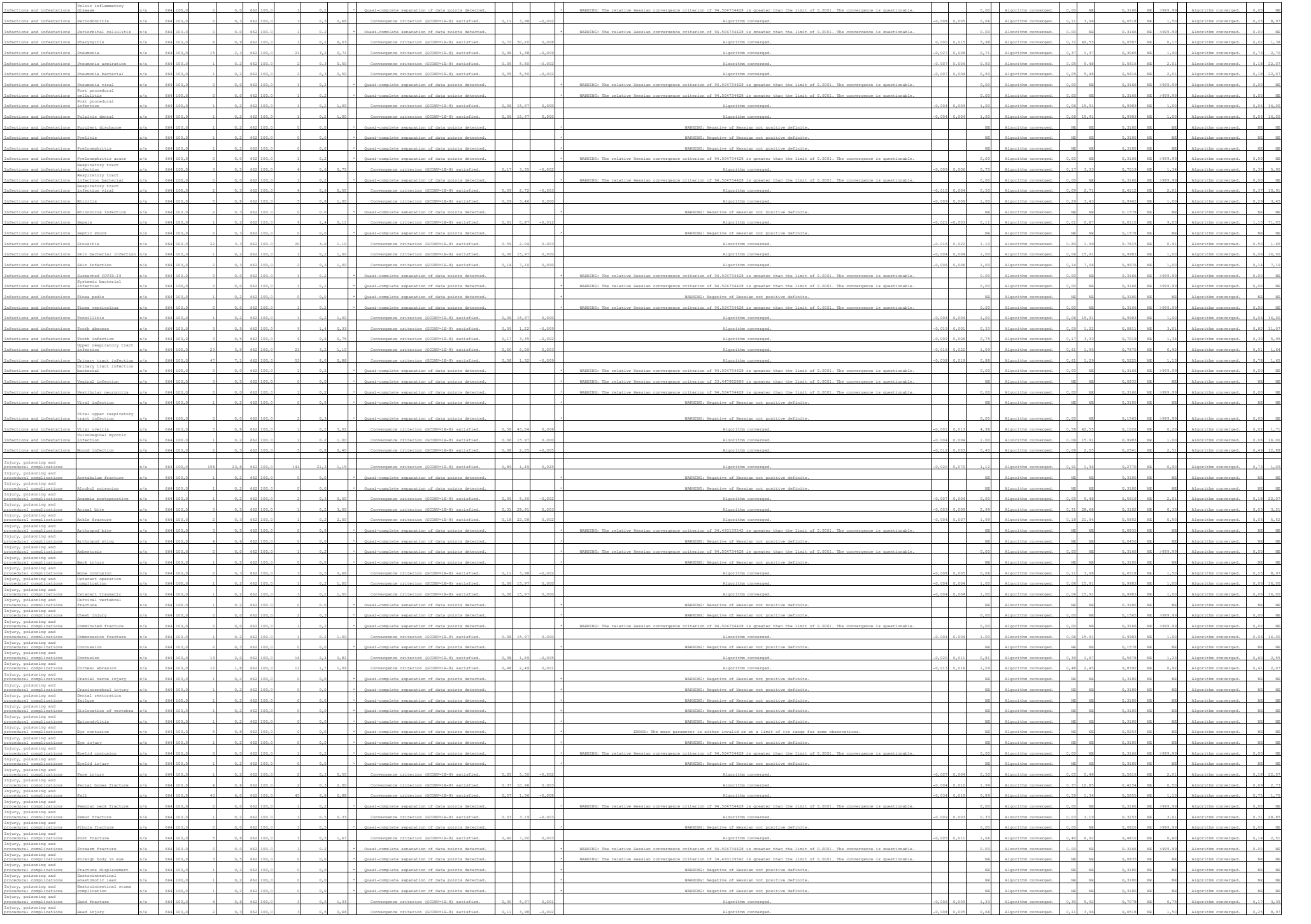

| | | |

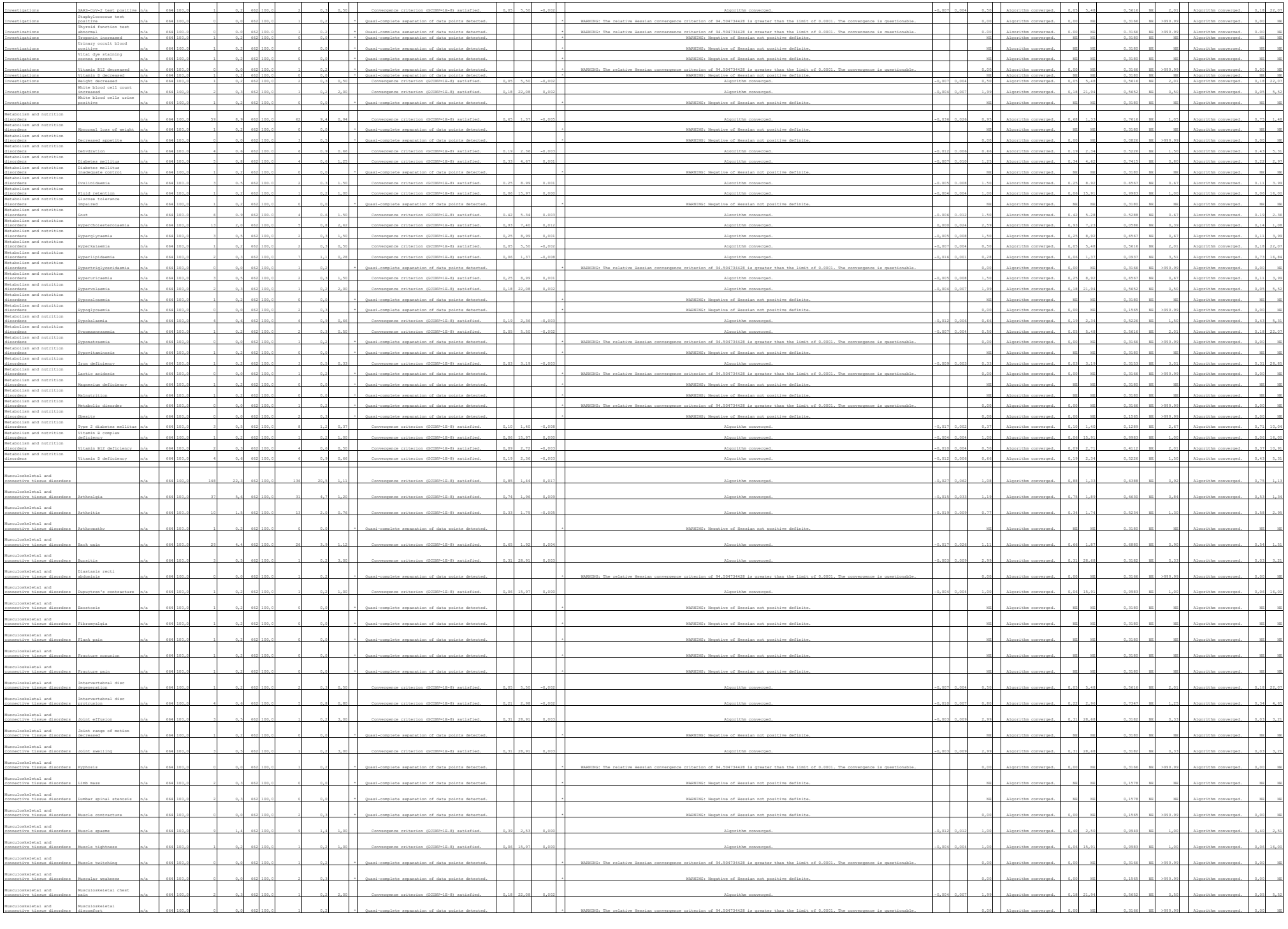

| | | |

| | | |

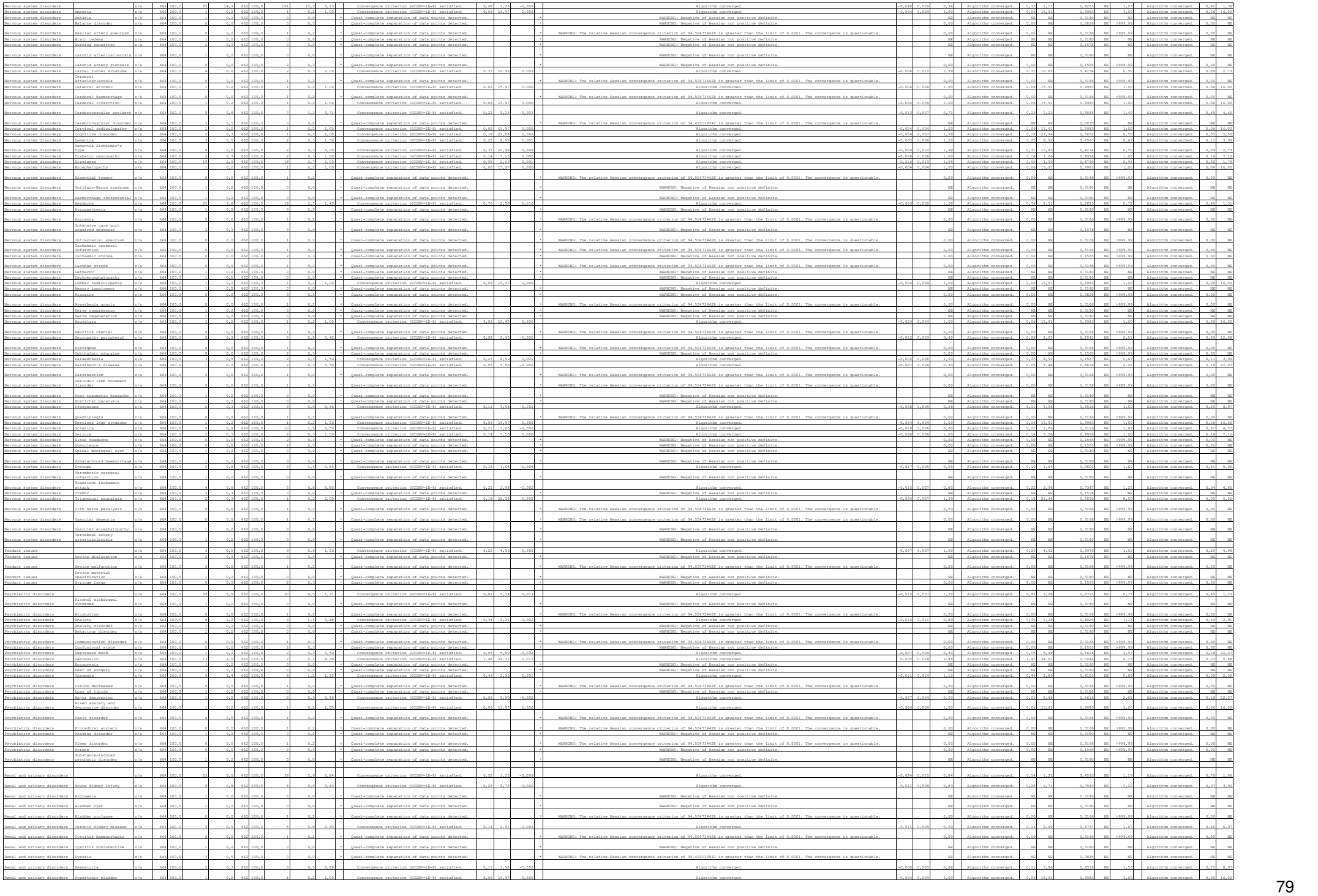

| | | |

| | | |

POPULATION: Safety-Evaluable Population
ENDPOINT: Any AEs throughout the Entire Study
MODEL: Unstratified analysis
STUDY: GR40306 & GR40944
Dichotomous Analysis (Safety)

Study

			Parsimab (N=664)				Aflibercept (N=662)				Parsimab vs. Aflibercept												Aflibercept vs. Parsimab			
			Patients		Patients with Event		Patients		Patients with Event		Odds Ratio				Absolute Risk Difference				Relative Risk				Relative Risk			
MedDRA System Organ Class	MedDRA Preferred Term	Level	n	%	n	%	n	%	n	%	Odds Ratio	Convergence Reason	95% Lower CL	95% Upper CL	Absolute Risk	Convergence Reason	95% Lower CL	95% Upper CL	Relative Risk	Convergence Reason	95% Lower CL	95% Upper CL	p-value (Cochran-Mantel-Haenszel)	Interaction Test p-value (likelihood ratio)	Relative Risk	Convergence Reason	95% Lower CL	95% Upper CL
Blood and lymphatic system disorders		Tenaya	333	50,2	8	2,4	338	50,8	10	3,0	0,82	Convergence criterion (GCONV=1E-8) satisfied.	0,31	2,06	-0,006	Algorithm converged.	-0,030	0,019	0,81	Algorithm converged.	0,32	2,02	0,6468	0,8245	1,24	Algorithm converged.	0,50	3,10
Blood and lymphatic system disorders		Lucerna	331	49,8	10	3,0	324	49,2	14	4,3	0,68	Convergence criterion (GCONV=1E-8) satisfied.	0,30	1,59	-0,013	Algorithm converged.	-0,041	0,016	0,70	Algorithm converged.	0,32	1,56	0,3848		1,42	Algorithm converged.	0,64	3,15
Blood and lymphatic system disorders	Anaemia	Tenaya	333	50,2	4	1,2	338	50,8	7	2,1	0,57	Convergence criterion (GCONV=1E-8) satisfied.	0,17	1,97	-0,006	Algorithm converged.	-0,028	0,010	0,58	Algorithm converged.	0,17	1,95	0,3709	0,1230	1,73	Algorithm converged.	0,51	5,87
Blood and lymphatic system disorders	Anaemia	Lucerna	331	49,8	7	2,1	324	49,2	3	0,9	2,33	Convergence criterion (GCONV=1E-8) satisfied.	0,60	9,07	0,012	Algorithm converged.	-0,007	0,031	2,30	Algorithm converged.	0,66	8,81	0,2115		0,44	Algorithm converged.	0,11	1,67
Blood and lymphatic system disorders	Anaemia vitamin B12 deficiency	Tenaya	333	50,2	1	0,3	338	50,8	0	0,0		* Quasi-complete separation of data points detected.				WARNING: Negative of Hessian not positive definite.				Algorithm converged.	NE	NE	0,3151		NE	Algorithm converged.	NE	NE
Blood and lymphatic system disorders	Anaemia vitamin B12 deficiency	Lucerna	331	49,8	0	0,0	324	49,2	0	0,0	NE		NE	NE	NE	NE	NE	NE	NE	NE	NE	NE	NE		NE	NE	NE	NE
Blood and lymphatic system disorders	Blood loss anaemia	Tenaya	333	50,2	0	0,0	338	50,8	0	0,0	NE		NE	NE	NE	NE	NE	NE	NE	NE	NE	NE	NE		NE	NE	NE	NE
Blood and lymphatic system disorders	Blood loss anaemia	Lucerna	331	49,8	0	0,0	324	49,2	1	0,3		* Quasi-complete separation of data points detected.				ERROR: The mean parameter is either invalid or at a limit of its range for some observations.			0,00	Algorithm converged.	0,00	NE	0,3136		>999,99	Algorithm converged.	0,00	NE
Blood and lymphatic system disorders	Bone marrow oedema	Tenaya	333	50,2	0	0,0	338	50,8	0	0,0	NE		NE	NE	NE	NE	NE	NE	NE	NE	NE	NE	NE		NE	NE	NE	NE
Blood and lymphatic system disorders	Bone marrow oedema	Lucerna	331	49,8	0	0,0	324	49,2	1	0,3		* Quasi-complete separation of data points detected.				ERROR: The mean parameter is either invalid or at a limit of its range for some observations.			0,00	Algorithm converged.	0,00	NE	0,3136		>999,99	Algorithm converged.	0,00	NE
Blood and lymphatic system disorders	Febrile neutropenia	Tenaya	333	50,2	0	0,0	338	50,8	0	0,0	NE		NE	NE	NE	NE	NE	NE	NE	NE	NE	NE	NE		NE	NE	NE	NE
Blood and lymphatic system disorders	Febrile neutropenia	Lucerna	331	49,8	0	0,0	324	49,2	1	0,3		* Quasi-complete separation of data points detected.				ERROR: The mean parameter is either invalid or at a limit of its range for some observations.			0,00	Algorithm converged.	0,00	NE	0,3136		>999,99	Algorithm converged.	0,00	NE
Blood and lymphatic system disorders	Haemolytic anaemia	Tenaya	333	50,2	0	0,0	338	50,8	0	0,0	NE		NE	NE	NE	NE	NE	NE	NE	NE	NE	NE	NE		NE	NE	NE	NE
Blood and lymphatic system disorders	Haemolytic anaemia	Lucerna	331	49,8	0	0,0	324	49,2	1	0,3		* Quasi-complete separation of data points detected.				ERROR: The mean parameter is either invalid or at a limit of its range for some observations.			0,00	Algorithm converged.	0,00	NE	0,3136		>999,99	Algorithm converged.	0,00	NE
Blood and lymphatic system disorders	Hilar lymphadenopathy	Tenaya	333	50,2	0	0,0	338	50,8	0	0,0	NE		NE	NE	NE	NE	NE	NE	NE	NE	NE	NE	NE		NE	NE	NE	NE
Blood and lymphatic system disorders	Hilar lymphadenopathy	Lucerna	331	49,8	0	0,0	324	49,2	1	0,3		* Quasi-complete separation of data points detected.				ERROR: The mean parameter is either invalid or at a limit of its range for some observations.			0,00	Algorithm converged.	0,00	NE	0,3136		>999,99	Algorithm converged.	0,00	NE
Blood and lymphatic system disorders	Increased tendency to bruise	Tenaya	333	50,2	0	0,0	338	50,8	1	0,3		* Quasi-complete separation of data points detected.				ERROR: The mean parameter is either invalid or at a limit of its range for some observations.			0,00	Algorithm converged.	0,00	NE	0,3195		>999,99	Algorithm converged.	0,00	NE
Blood and lymphatic system disorders	Increased tendency to bruise	Lucerna	331	49,8	0	0,0	324	49,2	0	0,0	NE		NE	NE	NE	NE	NE	NE	NE	NE	NE	NE	NE		NE	NE	NE	NE
Blood and lymphatic system disorders	Iron deficiency anaemia	Tenaya	333	50,2	2	0,6	338	50,8	1	0,3	2,02	Convergence criterion (GCONV=1E-8) satisfied.	0,18	22,43	0,003	Algorithm converged.	-0,007	0,013	2,02	Algorithm converged.	0,18	22,14	0,5579	0,4066	0,50	Algorithm converged.	0,05	5,44
Blood and lymphatic system disorders	Iron deficiency anaemia	Lucerna	331	49,8	1	0,3	324	49,2	2	0,6	0,49	Convergence criterion (GCONV=1E-8) satisfied.	0,04	5,44	-0,003	Algorithm converged.	-0,013	0,007	0,49	Algorithm converged.	0,04	5,40	0,5542		2,03	Algorithm converged.	0,19	22,29
Blood and lymphatic system disorders	Leukocytosis	Tenaya	333	50,2	0	0,0	338	50,8	0	0,0	NE		NE	NE	NE	NE	NE	NE	NE	NE	NE	NE	NE		NE	NE	NE	NE
Blood and lymphatic system disorders	Leukocytosis	Lucerna	331	49,8	0	0,0	324	49,2	1	0,3		* Quasi-complete separation of data points detected.				ERROR: The mean parameter is either invalid or at a limit of its range for some observations.			0,00	Algorithm converged.	0,00	NE	0,3136		>999,99	Algorithm converged.	0,00	NE
Blood and lymphatic system disorders	Leukopenia	Tenaya	333	50,2	0	0,0	338	50,8	0	0,0	NE		NE	NE	NE	NE	NE	NE	NE	NE	NE	NE	NE		NE	NE	NE	NE
Blood and lymphatic system disorders	Leukopenia	Lucerna	331	49,8	0	0,0	324	49,2	1	0,3		* Quasi-complete separation of data points detected.				ERROR: The mean parameter is either invalid or at a limit of its range for some observations.			0,00	Algorithm converged.	0,00	NE	0,3136		>999,99	Algorithm converged.	0,00	NE
Blood and lymphatic system disorders	Lymphadenopathy	Tenaya	333	50,2	1	0,3	338	50,8	1	0,3	1,01	Convergence criterion (GCONV=1E-8) satisfied.	0,06	16,20	0,000	Algorithm converged.	-0,008	0,008	1,01	Algorithm converged.	0,06	16,04	0,9949	1,0000	0,99	Algorithm converged.	0,06	15,78
Blood and lymphatic system disorders	Lymphadenopathy	Lucerna	331	49,8	0	0,0	324	49,2	0	0,0	NE		NE	NE	NE	NE	NE	NE	NE	NE	NE	NE	NE		NE	NE	NE	NE
Blood and lymphatic system disorders	Lymphadenopathy mediastinal	Tenaya	333	50,2	0	0,0	338	50,8	0	0,0	NE		NE	NE	NE	NE	NE	NE	NE	NE	NE	NE	NE		NE	NE	NE	NE
Blood and lymphatic system disorders	Lymphadenopathy mediastinal	Lucerna	331	49,8	1	0,3	324	49,2	0	0,0		* Quasi-complete separation of data points detected.				WARNING: The relative Hessian convergence criterion of 31.599273047 is greater than the limit of 0.0001. The convergence is questionable.			NE	Algorithm converged.	NE	NE	0,3210		NE	Algorithm converged.	NE	NE
Blood and lymphatic system disorders	Pancytopenia	Tenaya	333	50,2	0	0,0	338	50,8	0	0,0	NE		NE	NE	NE	NE	NE	NE	NE	NE	NE	NE	NE		NE	NE	NE	NE
Blood and lymphatic system disorders	Pancytopenia	Lucerna	331	49,8	0	0,0	324	49,2	1	0,3		* Quasi-complete separation of data points detected.				ERROR: The mean parameter is either invalid or at a limit of its range for some observations.			0,00	Algorithm converged.	0,00	NE	0,0805		>999,99	Algorithm converged.	0,00	NE
Blood and lymphatic system disorders	Splenomegaly	Tenaya	333	50,2	0	0,0	338	50,8	1	0,3		* Quasi-complete separation of data points detected.				ERROR: The mean parameter is either invalid or at a limit of its range for some observations.			0,00	Algorithm converged.	0,00	NE	0,3195	NE	>999,99	Algorithm converged.	0,00	NE
Blood and lymphatic system disorders	Splenomegaly	Lucerna	331	49,8	0	0,0	324	49,2	0	0,0	NE		NE	NE	NE	NE	NE	NE	NE	NE	NE	NE	NE		NE	NE	NE	NE
Blood and lymphatic system disorders	Thrombocytopenia	Tenaya	333	50,2	0	0,0	338	50,8	0	0,0	NE		NE	NE	NE	NE	NE	NE	NE	NE	NE	NE	NE	1,0000	NE	NE	NE	NE
Blood and lymphatic system disorders	Thrombocytopenia	Lucerna	331	49,8	1	0,3	324	49,2	1	0,3	0,98	Convergence criterion (GCONV=1E-8) satisfied.	0,06	15,83	0,000	Algorithm converged.	-0,008	0,008	0,98	Algorithm converged.	0,06	15,68	0,9914		1,02	Algorithm converged.	0,06	16,16
Blood and lymphatic system disorders	Thrombocytosis	Tenaya	333	50,2	0	0,0	338	50,8	0	0,0	NE		NE	NE	NE	NE	NE	NE	NE	NE	NE	NE	NE		NE	NE	NE	NE
Blood and lymphatic system disorders	Thrombocytosis	Lucerna	331	49,8	0	0,0	324	49,2	1	0,3		* Quasi-complete separation of data points detected.				ERROR: The mean parameter is either invalid or at a limit of its range for some observations.			0,00	Algorithm converged.	0,00	NE	0,3136		>999,99	Algorithm converged.	0,00	NE
Cardiac disorders		Tenaya	333	50,2	22	6,6	338	50,8	31	9,2	0,70	Convergence criterion (GCONV=1E-8) satisfied.	0,39	1,23	-0,026	Algorithm converged.	-0,067	0,015	0,72	Algorithm converged.	0,42	1,23	0,2103	0,2112	1,42	Algorithm converged.	0,83	2,36
Cardiac disorders		Lucerna	331	49,8	28	8,5	324	49,2	37	11,3	0,72	Convergence criterion (GCONV=1E-8) satisfied.	0,43	1,21	-0,023	Algorithm converged.	-0,075	0,017	0,75	Algorithm converged.	0,47	1,19	0,2153		1,34	Algorithm converged.	0,84	2,14
Cardiac disorders	Acute left ventricular failure	Tenaya	333	50,2	1	0,3	338	50,8	1	0,3	1,01	Convergence criterion (GCONV=1E-8) satisfied.	0,06	16,20	0,000	Algorithm converged.	-0,008	0,008	1,01	Algorithm converged.	0,06	16,04	0,9949	1,0000	0,99	Algorithm converged.	0,06	15,78
Cardiac disorders	Acute left ventricular failure	Lucerna	331	49,8	0	0,0	324	49,2	0	0,0	NE		NE	NE	NE	NE	NE	NE	NE	NE	NE	NE	NE		NE	NE	NE	NE
Cardiac disorders	Acute myocardial infarction	Tenaya	333	50,2	1	0,3	338	50,8	1	0,3	1,01	Convergence criterion (GCONV=1E-8) satisfied.	0,06	16,20	0,000	Algorithm converged.	-0,008	0,008	1,01	Algorithm converged.	0,06	16,04	0,9949	0,6997	0,99	Algorithm converged.	0,06	15,78
Cardiac disorders	Acute myocardial infarction	Lucerna	331	49,8	1	0,3	324	49,2	2	0,6	0,49	Convergence criterion (GCONV=1E-8) satisfied.	0,04	5,40	-0,003	Algorithm converged.	-0,013	0,007	0,49	Algorithm converged.	0,04	5,40	0,5542		2,03	Algorithm converged.	0,19	22,29
Cardiac disorders	Angina pectoris	Tenaya	333	50,2	1	0,3	338	50,8	1	0,3	1,01	Convergence criterion (GCONV=1E-8) satisfied.	0,06	16,20	0,000	Algorithm converged.	-0,008	0,008	1,01	Algorithm converged.	0,06	16,04	0,9949	0,7181	0,99	Algorithm converged.	0,06	15,78
Cardiac disorders	Angina pectoris	Lucerna	331	49,8	2	0,6	324	49,2	4	1,2	1,98	Convergence criterion (GCONV=1E-8) satisfied.	0,18	21,89	0,000	Algorithm converged.	-0,007	0,013	1,97	Algorithm converged.	0,18	21,62	0,5720		0,51	Algorithm converged.	0,05	5,57
Cardiac disorders	Angina unstable	Tenaya	333	50,2	0	0,0	338	50,8	1	0,3		* Quasi-complete separation of data points detected.				ERROR: The mean parameter is either invalid or at a limit of its range for some observations.			0,00	Algorithm converged.	0,00	NE	0,3195	NE	>999,99	Algorithm converged.	0,00	NE
Cardiac disorders	Angina unstable	Lucerna	331	49,8	0	0,0	324	49,2	0	0,0	NE		NE	NE	NE	NE	NE	NE	NE	NE	NE	NE	NE		NE	NE	NE	NE
Cardiac disorders	Aortic valve incompetence	Tenaya	333	50,2	0	0,0	338	50,8	1	0,3		* Quasi-complete separation of data points detected.				ERROR: The mean parameter is either invalid or at a limit of its range for some observations.			0,00	Algorithm converged.	0,00	NE	0,3195	0,3097	>999,99	Algorithm converged.	0,00	NE
Cardiac disorders	Aortic valve incompetence	Lucerna	331	49,8	1	0,3	324	49,2	0	0,0	0,98	Convergence criterion (GCONV=1E-8) satisfied.	0,06	15,83	0,000	Algorithm converged.	-0,008	0,008	0,98	Algorithm converged.	0,06	15,68	0,9914		1,02	Algorithm converged.	0,06	16,16
Cardiac disorders	Aortic valve sclerosis	Tenaya	333	50,2	0	0,0	338	50,8	0	0,0	NE		NE	NE	NE	NE	NE	NE	NE	NE	NE	NE	NE		NE	NE	NE	NE
Cardiac disorders	Aortic valve sclerosis	Lucerna	331	49,8	0	0,0	324	49,2	1	0,3		* Quasi-complete separation of data points detected.				ERROR: The mean parameter is either invalid or at a limit of its range for some observations.			0,00	Algorithm converged.	0,00	NE	0,3136		>999,99	Algorithm converged.	0,00	NE
Cardiac disorders	Arrhythmia	Tenaya	333	50,2	0	0,0	338	50,8	2	0,6		* Quasi-complete separation of data points detected.				ERROR: The mean parameter is either invalid or at a limit of its range for some observations.			0,00	Algorithm converged.	0,00	NE	0,1589	0,0897	>999,99	Algorithm converged.	0,00	NE
Cardiac disorders	Arrhythmia	Lucerna	331	49,8	2	0,6	324	49,2	1	0,3	1,98	Convergence criterion (GCONV=1E-8) satisfied.	0,18	21,89	0,003	Algorithm converged.	-0,007	0,013	1,97	Algorithm converged.	0,18	21,62	0,5720		0,51	Algorithm converged.	0,05	5,57
Cardiac disorders	Arteriosclerosis coronary artery	Tenaya	333	50,2	0	0,0	338	50,8	2	0,6		* Quasi-complete separation of data points detected.				ERROR: The mean parameter is either invalid or at a limit of its range for some observations.			0,00	Algorithm converged.	0,00	NE	0,1589	1,0000	>999,99	Algorithm converged.	0,00	NE
Cardiac disorders	Arteriosclerosis coronary artery	Lucerna	331	49,8	0	0,0	324	49,2	2	0,6		* Quasi-complete separation of data points detected.				ERROR: The mean parameter is either invalid or at a limit of its range for some observations.			0,00	Algorithm converged.	0,00	NE	0,1538		>999,99	Algorithm converged.	0,00	NE
Cardiac disorders	Atrial fibrillation	Tenaya	333	50,2	8	2,4	338	50,8	10	3,0	0,80	Convergence criterion (GCONV=1E-8) satisfied.	0,31	2,06	-0,006	Algorithm converged.	-0,030	0,019	0,81	Algorithm converged.	0,32	2,02	0,6468	0,8152	1,24	Algorithm converged.	0,50	3,10
Cardiac disorders	Atrial fibrillation	Lucerna	331	49,8	7	2,1	324	49,2	13	3,9	0,69	Convergence criterion (GCONV=1E-8) satisfied.	0,28	1,80	-0,016	Algorithm converged.	-0,074	0,015	0,69	Algorithm converged.	0,28	1,74	0,4422		1,46	Algorithm converged.	0,56	3,76
Cardiac disorders	Atrial flutter	Tenaya	333	50,2	2	0,6	338	50,8	1	0,3	2,02	Convergence criterion (GCONV=1E-8) satisfied.	0,18	22,43	0,003	Algorithm converged.	-0,007	0,013	2,02	Algorithm converged.	0,18	22,14	0,5579	0,2799	0,50	Algorithm converged.	0,05	5,44
Cardiac disorders	Atrial flutter	Lucerna	331	49,8	2	0,6	324	49,2	0	0,0		* Quasi-complete separation of data points detected.				WARNING: Negative of Hessian not positive definite.				Algorithm converged.	NE	NE	0,1602		NE	Algorithm converged.	NE	NE
Cardiac disorders	Bradycardia	Tenaya	333	50,2	0	0,0	338	50,8	3	0,9		* Quasi-complete separation of data points detected.				ERROR: The mean parameter is either invalid or at a limit of its range for some observations.			0,00	Algorithm converged.	0,00	NE	0,3195	0,0972	>999,99	Algorithm converged.	0,00	NE
Cardiac disorders	Bradycardia	Lucerna	331	49,8	1	0,3	324	49,2	0	0,0		* Quasi-complete separation of data points detected.				WARNING: The relative Hessian convergence criterion of 31.599273752 is greater than the limit of 0.0001. The convergence is questionable.			NE	Algorithm converged.	NE	NE	0,3210		NE	Algorithm converged.	NE	NE
Cardiac disorders	Cardiac arrest	Tenaya	333	50,2	0	0,0	338	50,8	0	0,0	NE		NE	NE	NE	NE	NE	NE	NE	NE	NE	NE	NE		NE	NE	NE	NE
Cardiac disorders	Cardiac arrest	Lucerna	331	49,8	0	0,0	324	49,2	1	0,3		* Quasi-complete separation of data points detected.				ERROR: The mean parameter is either invalid or at a limit of its range for some observations.			0,00	Algorithm converged.	0,00	NE	0,3195		>999,99	Algorithm converged.	0,00	NE
Cardiac disorders	Cardiac dysfunction	Tenaya	333	50,2	0	0,0	338	50,8	0	0,0	NE		NE	NE	NE	NE	NE	NE	NE	NE	NE	NE	NE		NE	NE	NE	NE
Cardiac disorders	Cardiac dysfunction	Lucerna	331	49,8	0	0,0	324	49,2	1	0,3		* Quasi-complete separation of data points detected.				ERROR: The mean parameter is either invalid or at a limit of its range for some observations.			0,00	Algorithm converged.	0,00	NE	0,3136		>999,99	Algorithm converged.	0,00	NE
Cardiac disorders	Cardiac failure	Tenaya	333	50,2	2	0,6	338	50,8	1	0,3	2,02	Convergence criterion (GCONV=1E-8) satisfied.	0,18	22,43	0,003	Algorithm converged.	-0,007	0,013	2,02	Algorithm converged.	0,18	22,14	0,5579	0,4187	0,50	Algorithm converged.	0,05	5,44
Cardiac disorders	Cardiac failure	Lucerna	331	49,8	3	0,9	324	49,2	3	0,9	0,98	Convergence criterion (GCONV=1E-8) satisfied.	0,20	4,91	0,000	Algorithm converged.	-0,015	0,014	0,98	Algorithm converged.	0,20	4,84	0,9831		1,02	Algorithm converged.	0,21	4,99
Cardiac disorders	Cardiac failure chronic	Tenaya	333	50,2	1	0,3	338	50,8	1	0,3	1,01	Convergence criterion (GCONV=1E-8) satisfied.	0,06	16,20	0,000	Algorithm converged.	-0,008	0,008	1,01	Algorithm converged.	0,06	16,04	0,9949	0,1916	0,99	Algorithm converged.	0,06	15,78
Cardiac disorders	Cardiac failure chronic	Lucerna	331	49,8	2	0,6	324	49,2	0	0,0		* Quasi-complete separation of data points detected.				WARNING: Negative of Hessian not positive definite.				Algorithm converged.	NE	NE	0,1602		NE	Algorithm converged.	NE	NE
Cardiac disorders	Cardiac failure congestive	Tenaya	333	50,2	3	0,9	338	50,8	1	0,3	3,05	Convergence criterion (GCONV=1E-8) satisfied.	0,32	29,40	0,006	Algorithm converged.	-0,006	0,018	3,03	Algorithm converged.	0,32	28,90	0,3119	0,2906	0,33	Algorithm converged.	0,03	3,16
Cardiac disorders	Cardiac failure congestive	Lucerna	331	49,8	6	1,8	324	49,2	2	0,6	2,98	Convergence criterion (GCONV=1E-8) satisfied.	0,28	2,53	-0,003	Algorithm converged.	-0,025	0,018	0,84	Algorithm converged.	0,29	2,43	0,7584		1,18	Algorithm converged.	0,40	3,49
Cardiac disorders	Cardiac tamponade	Tenaya	333	50,2	1	0,3	338	50,8	0	0,0		* Quasi-complete separation of data points detected.				WARNING: Negative of Hessian not positive definite.				Algorithm converged.	NE	NE	0,3151		NE	Algorithm converged.	NE	NE
Cardiac disorders	Cardiac tamponade	Lucerna	331	49,8	0	0,0	324	49,2	0	0,0	NE		NE	NE	NE	NE	NE	NE	NE	NE	NE	NE	NE		NE	NE	NE	NE
Cardiac disorders	Cardiomegaly	Tenaya	333	50,2	1	0,3	338	50,8	0	0,0	1,01	Convergence criterion (GCONV=1E-8) satisfied.	0,06	16,20	0,000	Algorithm converged.	-0,008	0,008	1,01	Algorithm converged.	0,06	16,04	0,9949	0,1854	0,99	Algorithm converged.	0,06	15,78
Cardiac disorders	Cardiomegaly	Lucerna	331	49,8	0	0,0	324	49,2	0	0,0		* Quasi-complete separation of data points detected.				ERROR: The mean parameter is either invalid or at a limit of its range for some observations.			0,00	Algorithm converged.	0,00	NE	0,1538		>999,99	Algorithm converged.	0,00	NE
Cardiac disorders	Cardiopulmonary failure	Tenaya	333	50,2	0	0,0	338	50,8	0	0,0	NE		NE	NE	NE	NE	NE	NE	NE	NE	NE	NE	NE		NE	NE	NE	NE
Cardiac disorders	Cardiopulmonary failure	Lucerna	331	49,8	0	0,0	324	49,2	1	0,3		* Quasi-complete separation of data points detected.				ERROR: The mean parameter is either invalid or at a limit of its range for some observations.			0,00	Algorithm converged.	0,00	NE	0,3136		>999,99	Algorithm converged.	0,00	NE
Cardiac disorders	Cardiovascular disorder	Tenaya	333	50,2	0	0,0	338	50,8	0	0,0	NE		NE	NE	NE	NE	NE	NE	NE	NE	NE	NE	NE		NE	NE	NE	NE
Cardiac disorders	Cardiovascular disorder	Lucerna	331	49,8	0	0,0	324	49,2	1	0,3		* Quasi-complete separation of data points detected.				ERROR: The mean parameter is either invalid or at a limit of its range for some observations.			0,00	Algorithm converged.	0,00	NE	0,3136		>999,99	Algorithm converged.	0,00	NE
Cardiac disorders	Chronic coronary syndrome	Tenaya	333	50,2	0	0,0	338	50,8	1	0,3		* Quasi-complete separation of data points detected.				ERROR: The mean parameter is either invalid or at a limit of its range for some observations.			0,00	Algorithm converged.	0,00	NE	0,3195	NE	>999,99	Algorithm converged.	0,00	NE
Cardiac disorders	Chronic coronary syndrome	Lucerna	331	49,8	0	0,0	324	49,2	0	0,0	NE		NE	NE	NE	NE	NE	NE	NE	NE	NE	NE	NE		NE	NE	NE	NE
Cardiac disorders	Chronic left ventricular failure	Tenaya	333	50,2	0	0,0	338	50,8	1	0,3		* Quasi-complete separation of data points detected.				ERROR: The mean parameter is either invalid or at a limit of its range for some observations.			0,00	Algorithm converged.	0,00	NE	0,3195	1,0000	>999,99	Algorithm converged.	0,00	NE
Cardiac disorders	Chronic left ventricular failure	Lucerna	331	49,8	0	0,0	324	49,2	1	0,3		* Quasi-complete separation of data points detected.				ERROR: The mean parameter is either invalid or at a limit of its range for some observations.			0,00	Algorithm converged.	0,00	NE	0,3136		>999,99	Algorithm converged.	0,00	NE
Cardiac disorders	Congestive cardiomyopathy	Tenaya	333	50,2	0	0,0	338	50,8	0	0,0	NE		NE	NE	NE	NE	NE	NE	NE	NE	NE	NE	NE		NE	NE	NE	NE
Cardiac disorders	Congestive cardiomyopathy	Lucerna	331	49,8	0	0,0	324	49,2	1	0,3		* Quasi-complete separation of data points detected.				ERROR: The mean parameter is either invalid or at a limit of its range for some observations.			0,00	Algorithm converged.	0,00	NE	0,3136		>999,99	Algorithm converged.	0,00	NE
Cardiac disorders	Cor pulmonale	Tenaya	333	50,2	1	0,3	338	50,8	0	0,0		* Quasi-complete separation of data points detected.				WARNING: Negative of Hessian not positive definite.				Algorithm converged.	NE	NE	0,3151		NE	Algorithm converged.	NE	NE
Cardiac disorders	Cor pulmonale	Lucerna	331	49,8	0	0,0	324	49,2	0	0,0	NE		NE	NE	NE	NE	NE	NE	NE	NE	NE	NE	NE		NE	NE	NE	NE
Cardiac disorders	Coronary artery disease	Tenaya	333	50,2	2	0,6	338	50,8	2	0,6	1,01	Convergence criterion (GCONV=1E-8) satisfied.	0,14	7,21	0,000	Algorithm converged.	-0,012	0,012	1,01	Algorithm converged.	0,14	7,12	0,9928	0,8842	0,99	Algorithm converged.	0,14	6,99
Cardiac disorders	Coronary artery disease	Lucerna	331	49,8	4	1,2	324	49,2	4	1,2	0,98	Convergence criterion (GCONV=1E-8) satisfied.	0,24	3,97	0,000	Algorithm converged.	-0,017	0,017	0,98	Algorithm converged.	0,25	3,90	0,9827		1,02	Algorithm converged.	0,26	4,03
Cardiac disorders	Coronary artery occlusion	Tenaya	333	50,2	0	0,0	338	50,8	0	0,0	NE		NE	NE	NE	NE	NE	NE	NE	NE	NE	NE	NE		NE	NE	NE	NE
Cardiac disorders	Coronary artery occlusion	Lucerna	331	49,8	0	0,0	324	49,2	1	0,3		* Quasi-complete separation of data points detected.				ERROR: The mean parameter is either invalid or at a limit of its range for some observations.			0,00	Algorithm converged.	0,00	NE	0,3136		>999,99	Algorithm converged.	0,00	NE

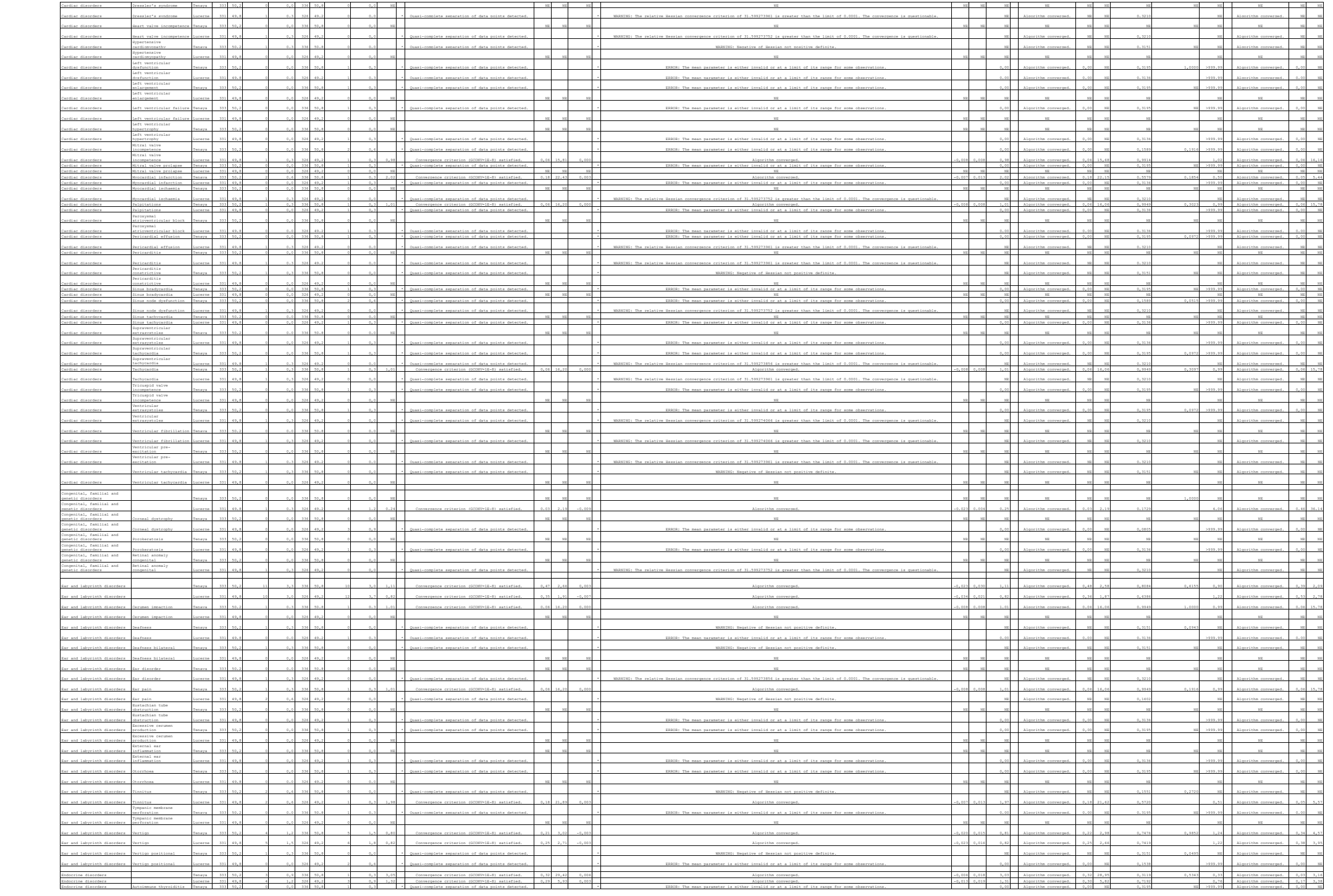

| | | |

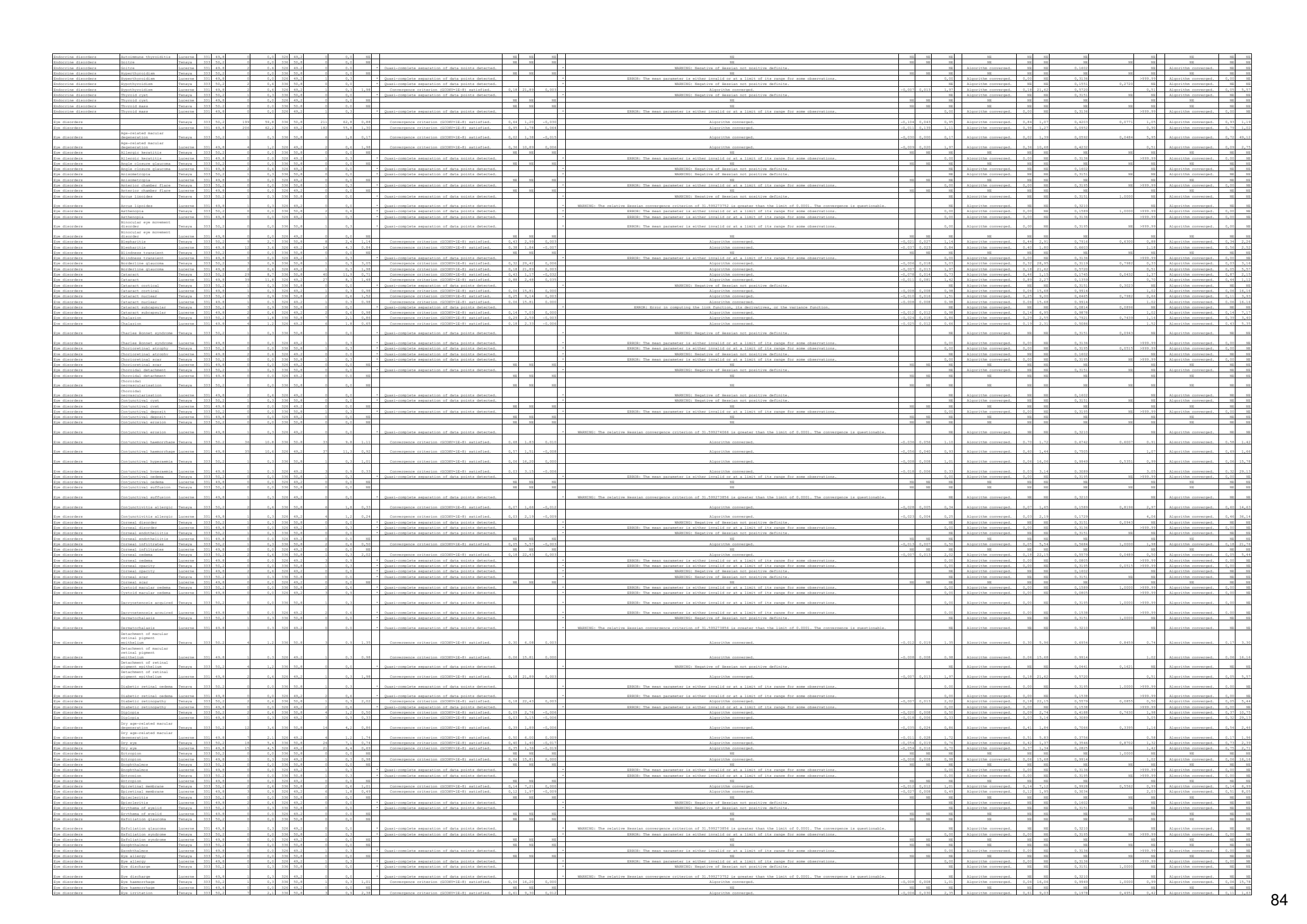

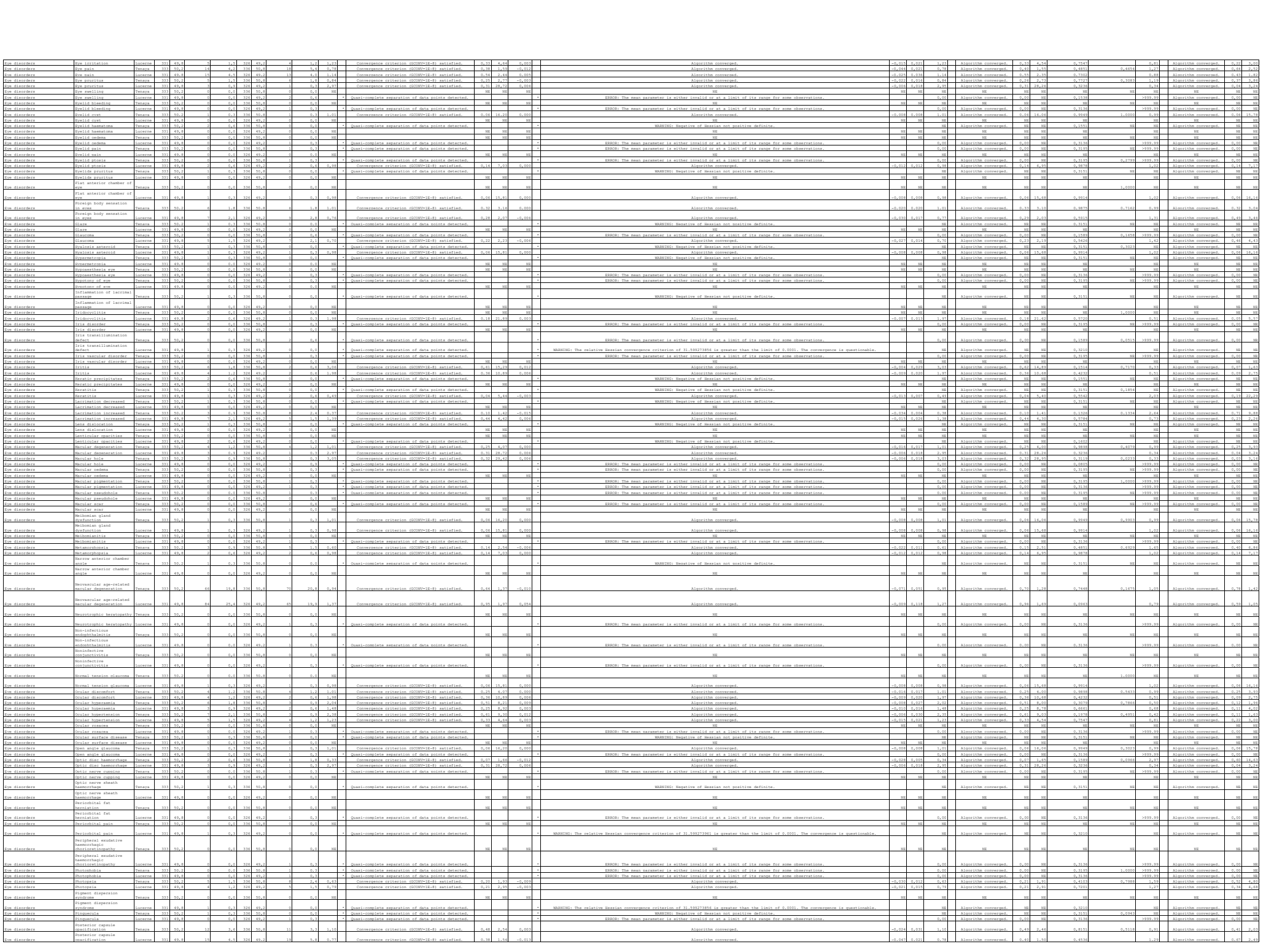

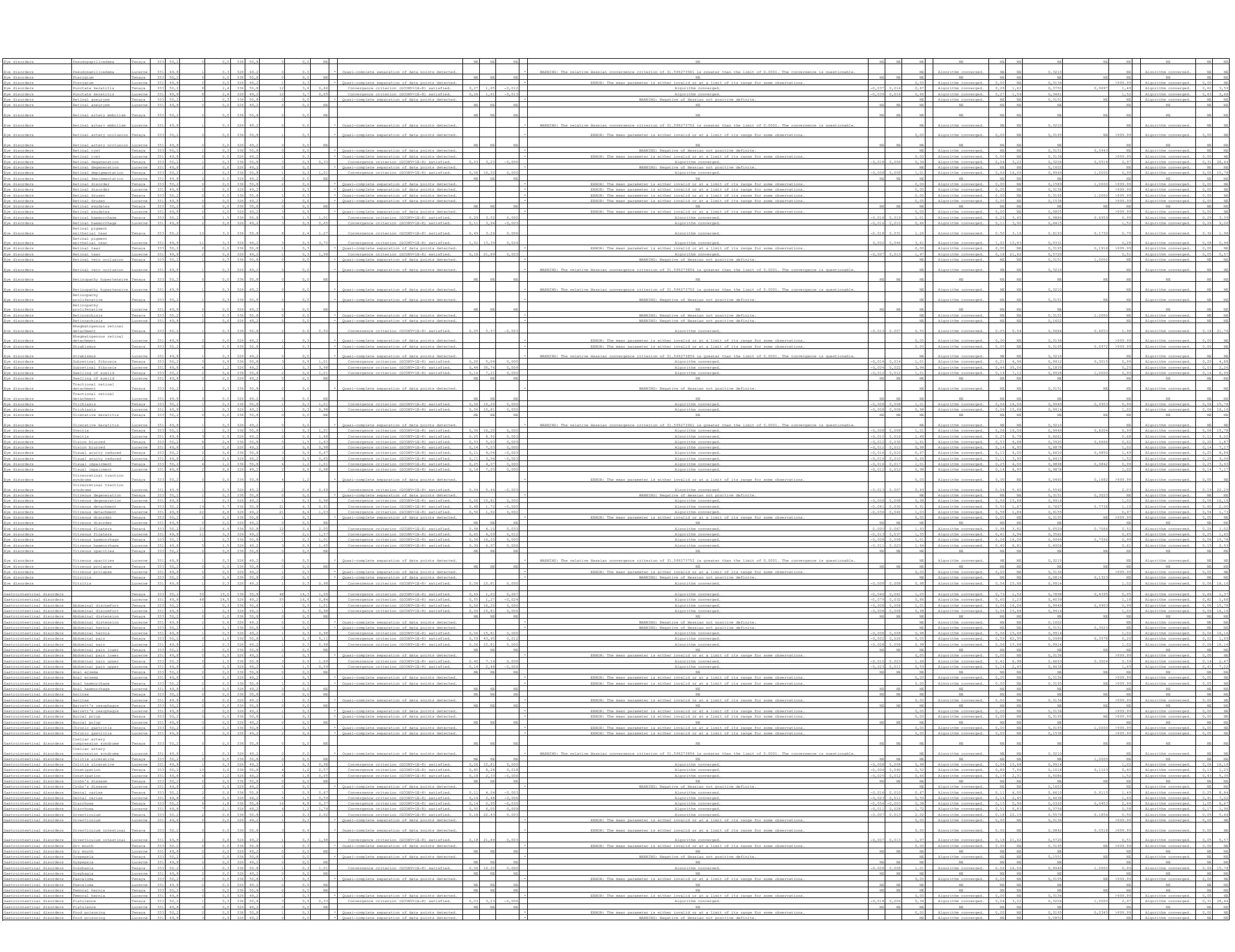

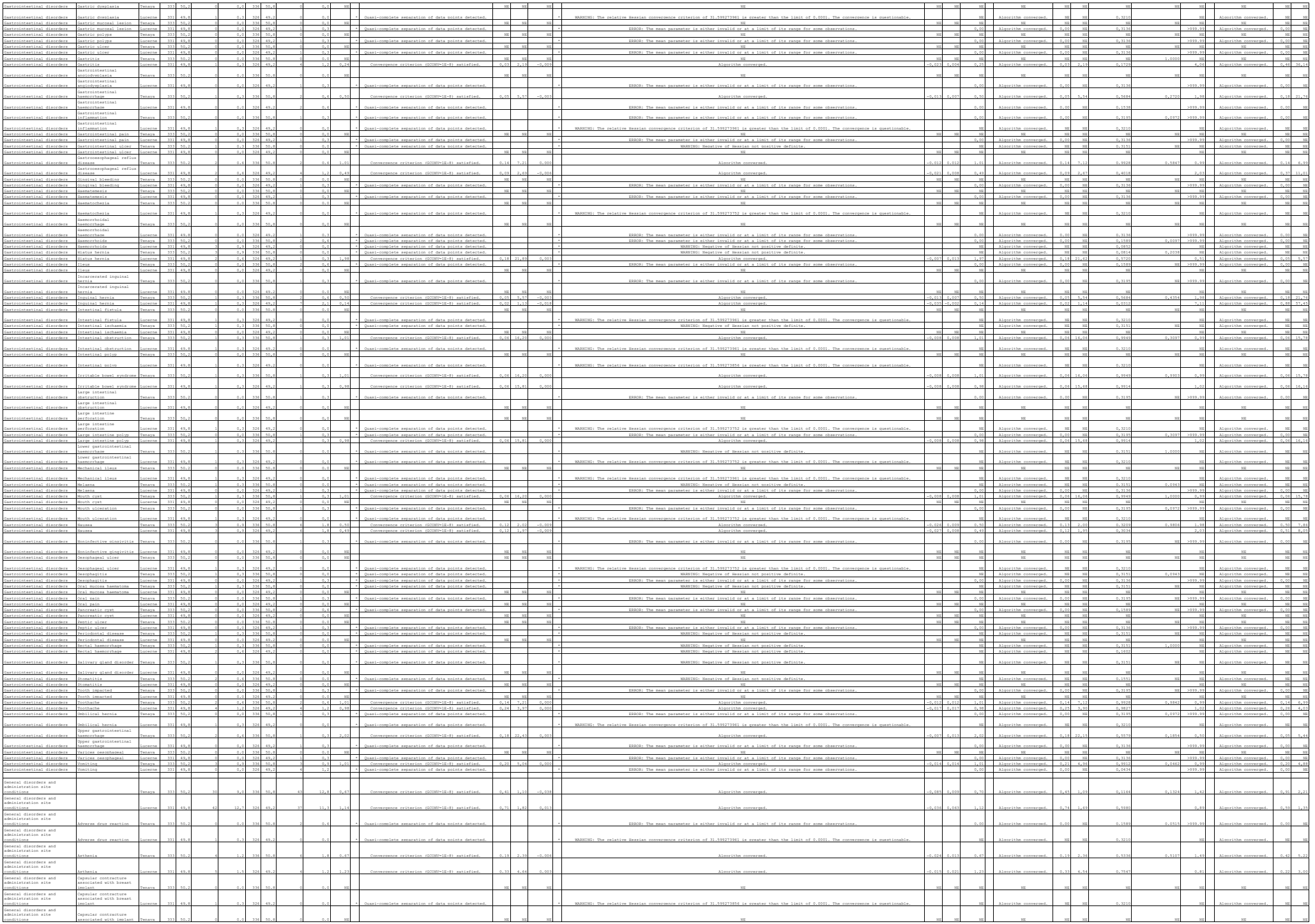

| | | |

| | | |

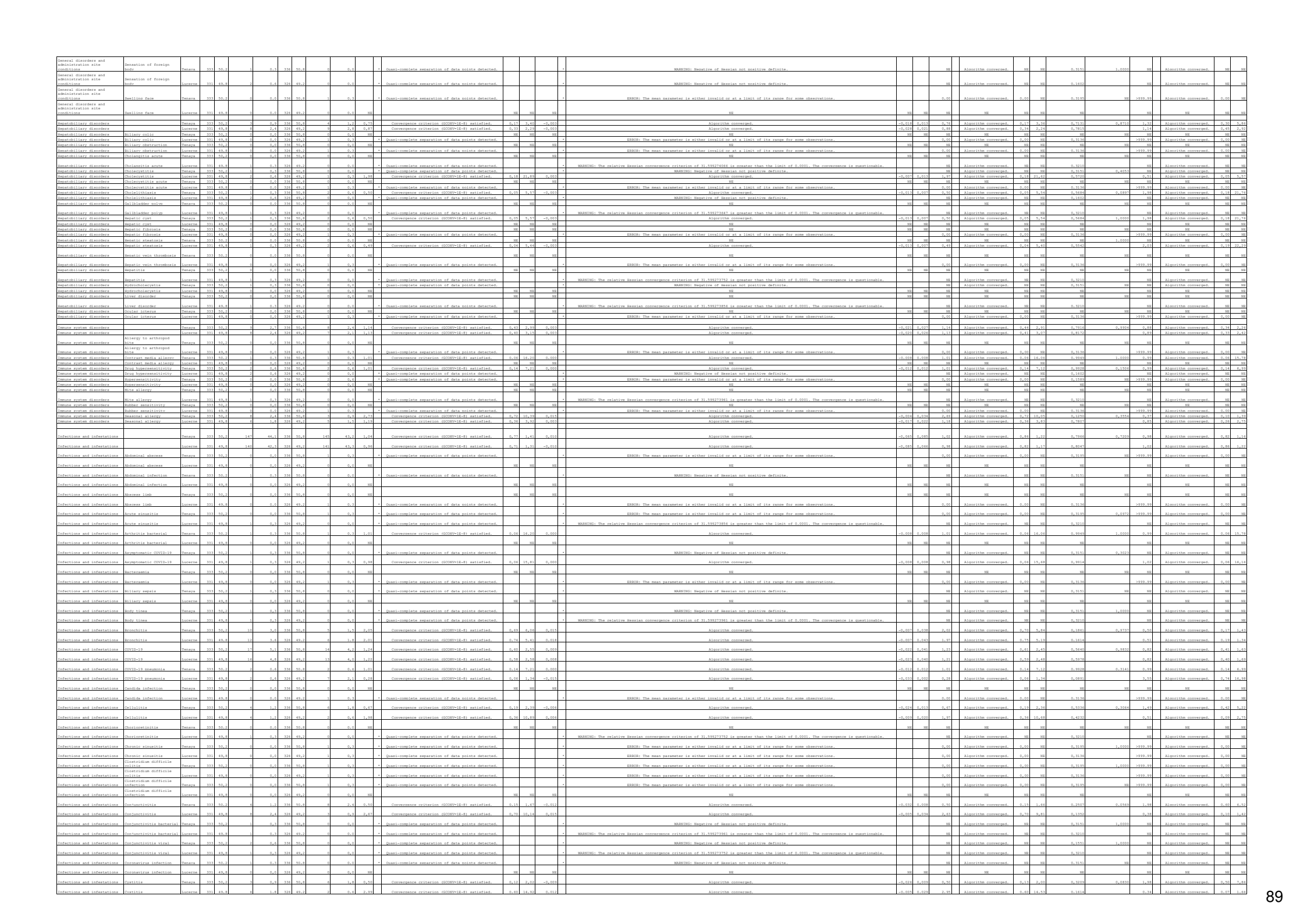

Infections and infestations	Dacryocanaliculitis	Tenaya	333	50,2	1	0,3	336	50,8	0	0,0		* Quasi-complete separation of data points detected.				* WARNING: Negative of Hessian not positive definite.			NE	Algorithm converged.	NE	NE	0,3151	NE	NE	NE	Algorithm converged.	NE	NE
Infections and infestations	Dacryocanaliculitis	Lucerne	331	49,8	0	0,0	326	49,2	0	0,0	NE		NE	NE	NE	NE	NE	NE	NE	NE	NE	NE	NE	NE	NE	NE	NE	NE	NE	NE	NE	NE	NE	NE	NE
Infections and infestations	Dermatophytoses of nail	Tenaya	333	50,2	0	0,0	336	50,8	0	0,0	NE		NE	NE	NE	NE	NE	NE	NE	NE	NE	NE	NE	NE	NE	NE	NE	NE	NE	NE	NE	NE	NE	NE	NE
Infections and infestations	Dermatophytoses of nail	Lucerne	331	49,8	0	0,0	326	49,2	0	0,0		* Quasi-complete separation of data points detected.				* ERROR: The mean parameter is either invalid or at a limit of its range for some observations.			0,00	Algorithm converged.	0,00	NE	0,3136		>999,99	Algorithm converged.	0,00	NE
Infections and infestations	Device related infection	Tenaya	333	50,2	1	0,3	336	50,8	0	0,0		* Quasi-complete separation of data points detected.				* WARNING: Negative of Hessian not positive definite.			NE	Algorithm converged.	NE	NE	0,3151	NE	NE	Algorithm converged.	NE	NE
Infections and infestations	Device related infection	Lucerne	331	49,8	0	0,0	326	49,2	0	0,0	NE		NE	NE	NE	NE	NE	NE	NE	NE	NE	NE	NE	NE	NE	NE	NE	NE	NE	NE	NE	NE	NE	NE	NE
Infections and infestations	Diverticulitis	Tenaya	333	50,2	1	0,3	336	50,8	3	0,6	0,50	* Convergence criterion (GCONV=1E-8) satisfied.	0,05	5,57	-0,001	* Algorithm converged.	-0,013	0,007	0,50	Algorithm converged.	0,03	9,54	0,5684	0,7892	1,93	Algorithm converged.	0,18	21,76
Infections and infestations	Diverticulitis	Lucerne	331	49,8	3	0,9	326	49,2	4	1,2	0,74	* Convergence criterion (GCONV=1E-8) satisfied.	0,16	3,32	-0,001	* Algorithm converged.	-0,019	0,013	0,74	Algorithm converged.	0,17	3,27	0,6832		1,33	Algorithm converged.	0,31	6,00
Infections and infestations	Ear infection	Tenaya	333	50,2	3	0,9	336	50,8	1	0,3	3,00	* Convergence criterion (GCONV=1E-8) satisfied.	0,33	28,43	0,004	* Algorithm converged.	-0,006	0,018	3,00	Algorithm converged.	0,32	28,95	0,3119	0,2571	0,33	Algorithm converged.	0,03	3,16
Infections and infestations	Ear infection	Lucerne	331	49,8	1	0,3	326	49,2	2	0,6	0,49	* Convergence criterion (GCONV=1E-8) satisfied.	0,04	5,46	-0,001	* Algorithm converged.	-0,013	0,007	0,49	Algorithm converged.	0,04	5,40	0,5542		2,03	Algorithm converged.	0,19	22,29
Infections and infestations	Endocarditis	Tenaya	333	50,2	0	0,0	336	50,8	0	0,0	NE		NE	NE	NE	NE	NE	NE	NE	NE	NE	NE	NE	NE	NE	NE	NE	NE	NE	NE	NE	NE	NE	NE	NE
Infections and infestations	Endocarditis	Lucerne	331	49,8	0	0,0	326	49,2	1	0,3		* Quasi-complete separation of data points detected.				* ERROR: The mean parameter is either invalid or at a limit of its range for some observations.			0,00	Algorithm converged.	0,00	NE	0,3136		>999,99	Algorithm converged.	0,00	NE
Infections and infestations	Endophthalmitis	Tenaya	333	50,2	3	0,9	336	50,8	0	0,0		* Quasi-complete separation of data points detected.				* WARNING: Negative of Hessian not positive definite.			NE	Algorithm converged.	NE	NE	0,0814	0,0474	NE	Algorithm converged.	NE	NE
Infections and infestations	Endophthalmitis	Lucerne	331	49,8	2	0,6	326	49,2	3	0,9	0,65	* Convergence criterion (GCONV=1E-8) satisfied.	0,13	3,96	-0,001	* Algorithm converged.	-0,016	0,010	0,66	Algorithm converged.	0,11	3,90	0,6415		1,52	Algorithm converged.	0,26	9,06
Infections and infestations	Erysipelas	Tenaya	333	50,2	1	0,3	336	50,8	0	0,0		* Quasi-complete separation of data points detected.				* WARNING: Negative of Hessian not positive definite.			NE	Algorithm converged.	NE	NE	0,3151	1,0000	NE	Algorithm converged.	NE	NE
Infections and infestations	Erysipelas	Lucerne	331	49,8	1	0,3	326	49,2	0	0,0		* Quasi-complete separation of data points detected.				* WARNING: The relative Hessian convergence criterion of 31.599273961 is greater than the limit of 0.0001. The convergence is questionable.			NE	Algorithm converged.	NE	NE	0,3210		NE	Algorithm converged.	NE	NE
Infections and infestations	Escherichia bacteraemia	Tenaya	333	50,2	0	0,0	336	50,8	0	0,0	NE		NE	NE	NE	NE	NE	NE	NE	NE	NE	NE	NE	NE	NE	NE	NE	NE	NE	NE	NE	NE	NE	NE	NE
Infections and infestations	Escherichia bacteraemia	Lucerne	331	49,8	3	0,9	326	49,2	0	0,0		* Quasi-complete separation of data points detected.				* WARNING: Negative of Hessian not positive definite.			NE	Algorithm converged.	NE	NE	0,0852		NE	Algorithm converged.	NE	NE
Infections and infestations	Eye infection	Tenaya	333	50,2	0	0,0	336	50,8	0	0,0	NE		NE	NE	NE	NE	NE	NE	NE	NE	NE	NE	NE	NE	NE	NE	NE	NE	NE	NE	NE	NE	NE	NE	NE
Infections and infestations	Eye infection	Lucerne	331	49,8	0	0,0	326	49,2	1	0,3		* Quasi-complete separation of data points detected.				* ERROR: The mean parameter is either invalid or at a limit of its range for some observations.			0,00	Algorithm converged.	0,00	NE	0,3136		>999,99	Algorithm converged.	0,00	NE
Infections and infestations	Fungal infection	Tenaya	333	50,2	2	0,6	336	50,8	1	0,3	2,02	* Convergence criterion (GCONV=1E-8) satisfied.	0,18	22,43	0,003	* Algorithm converged.	-0,007	0,013	2,02	Algorithm converged.	0,18	22,19	0,5579	1,0000	0,50	Algorithm converged.	0,05	5,44
Infections and infestations	Fungal infection	Lucerne	331	49,8	0	0,0	326	49,2	0	0,0	NE		NE	NE	NE	NE	NE	NE	NE	NE	NE	NE	NE	NE	NE	NE	NE	NE	NE	NE	NE	NE	NE	NE	NE
Infections and infestations	Fungal skin infection	Tenaya	333	50,2	1	0,3	336	50,8	1	0,3	1,01	* Convergence criterion (GCONV=1E-8) satisfied.	0,06	16,25	0,000	* Algorithm converged.	-0,008	0,008	1,01	Algorithm converged.	0,06	16,06	0,9949	0,8023	0,99	Algorithm converged.	0,06	15,78
Infections and infestations	Fungal skin infection	Lucerne	331	49,8	0	0,0	326	49,2	1	0,3		* Quasi-complete separation of data points detected.				* ERROR: The mean parameter is either invalid or at a limit of its range for some observations.			0,00	Algorithm converged.	0,00	NE	0,3136		>999,99	Algorithm converged.	0,00	NE
Infections and infestations	Furuncle	Tenaya	333	50,2	0	0,0	336	50,8	1	0,3		* Quasi-complete separation of data points detected.				* ERROR: The mean parameter is either invalid or at a limit of its range for some observations.			0,00	Algorithm converged.	0,00	NE	0,3195	NE	>999,99	Algorithm converged.	0,00	NE
Infections and infestations	Furuncle	Lucerne	331	49,8	0	0,0	326	49,2	0	0,0	NE		NE	NE	NE	NE	NE	NE	NE	NE	NE	NE	NE	NE	NE	NE	NE	NE	NE	NE	NE	NE	NE	NE	NE
Infections and infestations	Gastroenteritis	Tenaya	333	50,2	4	1,2	336	50,8	3	0,9	1,35	* Convergence criterion (GCONV=1E-8) satisfied.	0,30	6,08	0,003	* Algorithm converged.	-0,012	0,019	1,35	Algorithm converged.	0,30	5,94	0,6954	0,3156	0,74	Algorithm converged.	0,17	3,30
Infections and infestations	Gastroenteritis	Lucerne	331	49,8	1	0,3	326	49,2	0	0,0		* Quasi-complete separation of data points detected.				* WARNING: The relative Hessian convergence criterion of 31.599274066 is greater than the limit of 0.0001. The convergence is questionable.			NE	Algorithm converged.	NE	NE	0,3210		NE	Algorithm converged.	NE	NE
Infections and infestations	Gastroenteritis viral	Tenaya	333	50,2	2	0,6	336	50,8	1	0,3	0,67	* Convergence criterion (GCONV=1E-8) satisfied.	0,11	4,04	-0,001	* Algorithm converged.	-0,016	0,010	0,67	Algorithm converged.	0,11	4,00	0,6610	0,5891	1,43	Algorithm converged.	0,25	8,84
Infections and infestations	Gastroenteritis viral	Lucerne	331	49,8	5	1,5	326	49,2	4	1,2	1,23	* Convergence criterion (GCONV=1E-8) satisfied.	0,33	4,66	0,003	* Algorithm converged.	-0,015	0,021	1,23	Algorithm converged.	0,32	4,54	0,7547		0,81	Algorithm converged.	0,22	3,60
Infections and infestations	Gastrointestinal infection	Tenaya	333	50,2	0	0,0	336	50,8	0	0,0	NE		NE	NE	NE	NE	NE	NE	NE	NE	NE	NE	NE	NE	NE	NE	NE	NE	NE	NE	NE	NE	NE	NE	NE
Infections and infestations	Gastrointestinal infection	Lucerne	331	49,8	2	0,6	326	49,2	0	0,0		* Quasi-complete separation of data points detected.				* WARNING: Negative of Hessian not positive definite.			NE	Algorithm converged.	NE	NE	0,1602		NE	Algorithm converged.	NE	NE
Infections and infestations	Gastrointestinal viral infection	Tenaya	333	50,2	0	0,0	336	50,8	0	0,0	NE		NE	NE	NE	NE	NE	NE	NE	NE	NE	NE	NE	NE	NE	NE	NE	NE	NE	NE	NE	NE	NE	NE	NE
Infections and infestations	Gastrointestinal viral infection	Lucerne	331	49,8	1	0,3	326	49,2	0	0,0		* Quasi-complete separation of data points detected.				* WARNING: The relative Hessian convergence criterion of 31.599273856 is greater than the limit of 0.0001. The convergence is questionable.			NE	Algorithm converged.	NE	NE	0,3210		NE	Algorithm converged.	NE	NE
Infections and infestations	Gingivitis	Tenaya	333	50,2	0	0,0	336	50,8	0	0,0	NE		NE	NE	NE	NE	NE	NE	NE	NE	NE	NE	NE	NE	1,0000	NE	NE	NE	NE	NE	NE	NE	NE	NE	NE
Infections and infestations	Gingivitis	Lucerne	331	49,8	3	0,9	326	49,2	1	0,3	0,98	* Convergence criterion (GCONV=1E-8) satisfied.	0,20	4,91	0,000	* Algorithm converged.	-0,015	0,014	0,98	Algorithm converged.	0,20	4,84	0,9851		1,52	Algorithm converged.	0,21	4,99
Infections and infestations	Herpes ophthalmic	Tenaya	333	50,2	0	0,0	336	50,8	0	0,0	NE		NE	NE	NE	NE	NE	NE	NE	NE	NE	NE	NE	NE	NE	NE	NE	NE	NE	NE	NE	NE	NE	NE	NE
Infections and infestations	Herpes ophthalmic	Lucerne	331	49,8	0	0,0	326	49,2	1	0,3		* Quasi-complete separation of data points detected.				* ERROR: The mean parameter is either invalid or at a limit of its range for some observations.			0,00	Algorithm converged.	0,00	NE	0,3136		>999,99	Algorithm converged.	0,00	NE
Infections and infestations	Herpes simplex	Tenaya	333	50,2	0	0,0	336	50,8	0	0,0	NE		NE	NE	NE	NE	NE	NE	NE	NE	NE	NE	NE	NE	NE	NE	NE	NE	NE	NE	NE	NE	NE	NE	NE
Infections and infestations	Herpes simplex	Lucerne	331	49,8	0	0,0	326	49,2	1	0,3		* Quasi-complete separation of data points detected.				* ERROR: The mean parameter is either invalid or at a limit of its range for some observations.			0,00	Algorithm converged.	0,00	NE	0,3136		>999,99	Algorithm converged.	0,00	NE
Infections and infestations	Herpes virus infection	Tenaya	333	50,2	0	0,0	336	50,8	0	0,0	NE		NE	NE	NE	NE	NE	NE	NE	NE	NE	NE	NE	NE	NE	NE	NE	NE	NE	NE	NE	NE	NE	NE	NE
Infections and infestations	Herpes virus infection	Lucerne	331	49,8	1	0,3	326	49,2	0	0,0		* Quasi-complete separation of data points detected.				* WARNING: The relative Hessian convergence criterion of 31.599273647 is greater than the limit of 0.0001. The convergence is questionable.			NE	Algorithm converged.	NE	NE	0,3210		NE	Algorithm converged.	NE	NE
Infections and infestations	Herpes zoster	Tenaya	333	50,2	6	1,8	336	50,8	4	1,2	1,52	* Convergence criterion (GCONV=1E-8) satisfied.	0,43	5,45	0,006	* Algorithm converged.	-0,012	0,025	1,51	Algorithm converged.	0,43	5,31	0,5150	0,7780	0,66	Algorithm converged.	0,19	2,32
Infections and infestations	Herpes zoster	Lucerne	331	49,8	6	1,8	326	49,2	5	1,5	1,19	* Convergence criterion (GCONV=1E-8) satisfied.	0,36	3,92	0,001	* Algorithm converged.	-0,017	0,022	1,18	Algorithm converged.	0,36	3,87	0,7807		0,81	Algorithm converged.	0,26	2,75
Infections and infestations	Jaundice	Tenaya	333	50,2	6	1,8	336	50,8	4	1,2	1,21	* Convergence criterion (GCONV=1E-8) satisfied.	0,37	4,02	0,002	* Algorithm converged.	-0,016	0,022	1,21	Algorithm converged.	0,37	3,93	0,7495	0,6483	0,82	Algorithm converged.	0,25	2,68
Infections and infestations	Jaundice	Lucerne	331	49,8	5	1,5	326	49,2	6	1,8	0,82	* Convergence criterion (GCONV=1E-8) satisfied.	0,25	2,73	-0,001	* Algorithm converged.	-0,023	0,016	0,82	Algorithm converged.	0,25	2,66	0,7419		1,22	Algorithm converged.	0,38	3,95
Infections and infestations	Infected cyst	Tenaya	333	50,2	1	0,3	336	50,8	0	0,0		* Quasi-complete separation of data points detected.				* WARNING: Negative of Hessian not positive definite.			NE	Algorithm converged.	NE	NE	0,3151	NE	NE	Algorithm converged.	NE	NE
Infections and infestations	Infected cyst	Lucerne	331	49,8	0	0,0	326	49,2	0	0,0	NE		NE	NE	NE	NE	NE	NE	NE	NE	NE	NE	NE	NE	NE	NE	NE	NE	NE	NE	NE	NE	NE	NE	NE
Infections and infestations	Infected dermal cyst	Tenaya	333	50,2	1	0,3	336	50,8	0	0,0		* Quasi-complete separation of data points detected.				* WARNING: Negative of Hessian not positive definite.			NE	Algorithm converged.	NE	NE	0,3151	NE	NE	Algorithm converged.	NE	NE
Infections and infestations	Infected dermal cyst	Lucerne	331	49,8	0	0,0	326	49,2	0	0,0	NE		NE	NE	NE	NE	NE	NE	NE	NE	NE	NE	NE	NE	NE	NE	NE	NE	NE	NE	NE	NE	NE	NE	NE
Infections and infestations	Infection	Tenaya	333	50,2	0	0,0	336	50,8	1	0,3		* Quasi-complete separation of data points detected.				* ERROR: The mean parameter is either invalid or at a limit of its range for some observations.			0,00	Algorithm converged.	0,00	NE	0,3195	1,0000	>999,99	Algorithm converged.	0,00	NE
Infections and infestations	Infection	Lucerne	331	49,8	0	0,0	326	49,2	1	0,3		* Quasi-complete separation of data points detected.				* ERROR: The mean parameter is either invalid or at a limit of its range for some observations.			0,00	Algorithm converged.	0,00	NE	0,3136		>999,99	Algorithm converged.	0,00	NE
Infections and infestations	Infectious iridocyclitis	Tenaya	333	50,2	0	0,0	336	50,8	1	0,3		* Quasi-complete separation of data points detected.				* ERROR: The mean parameter is either invalid or at a limit of its range for some observations.			0,00	Algorithm converged.	0,00	NE	0,3195	NE	>999,99	Algorithm converged.	0,00	NE
Infections and infestations	Infectious iridocyclitis	Lucerne	331	49,8	0	0,0	326	49,2	0	0,0	NE		NE	NE	NE	NE	NE	NE	NE	NE	NE	NE	NE	NE	NE	NE	NE	NE	NE	NE	NE	NE	NE	NE	NE
Infections and infestations	Infectious pleural effusion	Tenaya	333	50,2	0	0,0	336	50,8	0	0,0	NE		NE	NE	NE	NE	NE	NE	NE	NE	NE	NE	NE	NE	NE	NE	NE	NE	NE	NE	NE	NE	NE	NE	NE
Infections and infestations	Infectious pleural effusion	Lucerne	331	49,8	0	0,0	326	49,2	1	0,3		* Quasi-complete separation of data points detected.				* ERROR: The mean parameter is either invalid or at a limit of its range for some observations.			0,00	Algorithm converged.	0,00	NE	0,3136		>999,99	Algorithm converged.	0,00	NE
Infections and infestations	Infective exacerbation of chronic obstructive airways disease	Tenaya	333	50,2	0	0,0	336	50,8	1	0,3		* Quasi-complete separation of data points detected.				* ERROR: The mean parameter is either invalid or at a limit of its range for some observations.			0,00	Algorithm converged.	0,00	NE	0,3195	1,0000	>999,99	Algorithm converged.	0,00	NE
Infections and infestations	Infective exacerbation of chronic obstructive airways disease	Lucerne	331	49,8	0	0,0	326	49,2	1	0,3		* Quasi-complete separation of data points detected.				* ERROR: The mean parameter is either invalid or at a limit of its range for some observations.			0,00	Algorithm converged.	0,00	NE	0,3136		>999,99	Algorithm converged.	0,00	NE
Infections and infestations	Influenza	Tenaya	333	50,2	5	1,5	336	50,8	5	1,5	1,01	* Convergence criterion (GCONV=1E-8) satisfied.	0,29	3,52	0,000	* Algorithm converged.	-0,018	0,019	1,01	Algorithm converged.	0,29	3,45	0,9886	0,3595	0,93	Algorithm converged.	0,29	3,39
Infections and infestations	Influenza	Lucerne	331	49,8	9	2,7	326	49,2	6	1,8	2,23	* Convergence criterion (GCONV=1E-8) satisfied.	0,69	7,38	0,013	* Algorithm converged.	-0,006	0,036	2,22	Algorithm converged.	0,69	7,12	0,1701		0,43	Algorithm converged.	0,14	1,45
Infections and infestations	Intervertebral discitis	Tenaya	333	50,2	1	0,3	336	50,8	0	0,0		* Quasi-complete separation of data points detected.				* WARNING: Negative of Hessian not positive definite.			NE	Algorithm converged.	NE	NE	0,3151	NE	NE	Algorithm converged.	NE	NE
Infections and infestations	Intervertebral discitis	Lucerne	331	49,8	0	0,0	326	49,2	0	0,0	NE		NE	NE	NE	NE	NE	NE	NE	NE	NE	NE	NE	NE	NE	NE	NE	NE	NE	NE	NE	NE	NE	NE	NE
Infections and infestations	Keratitis bacterial	Tenaya	333	50,2	0	0,0	336	50,8	1	0,3		* Quasi-complete separation of data points detected.				* ERROR: The mean parameter is either invalid or at a limit of its range for some observations.			0,00	Algorithm converged.	0,00	NE	0,3195	NE	>999,99	Algorithm converged.	0,00	NE
Infections and infestations	Keratitis bacterial	Lucerne	331	49,8	0	0,0	326	49,2	0	0,0	NE		NE	NE	NE	NE	NE	NE	NE	NE	NE	NE	NE	NE	NE	NE	NE	NE	NE	NE	NE	NE	NE	NE	NE
Infections and infestations	Kidney infection	Tenaya	333	50,2	1	0,3	336	50,8	0	0,0		* Quasi-complete separation of data points detected.				* WARNING: Negative of Hessian not positive definite.			NE	Algorithm converged.	NE	NE	0,3151	1,0000	NE	Algorithm converged.	NE	NE
Infections and infestations	Kidney infection	Lucerne	331	49,8	2	0,6	326	49,2	0	0,0		* Quasi-complete separation of data points detected.				* WARNING: Negative of Hessian not positive definite.			NE	Algorithm converged.	NE	NE	0,1602		NE	Algorithm converged.	NE	NE
Infections and infestations	Labyrinthitis	Tenaya	333	50,2	1	0,3	336	50,8	0	0,0		* Quasi-complete separation of data points detected.				* WARNING: Negative of Hessian not positive definite.			NE	Algorithm converged.	NE	NE	0,3151	1,0000	NE	Algorithm converged.	NE	NE
Infections and infestations	Labyrinthitis	Lucerne	331	49,8	1	0,3	326	49,2	0	0,0		* Quasi-complete separation of data points detected.				* WARNING: The relative Hessian convergence criterion of 31.599274066 is greater than the limit of 0.0001. The convergence is questionable.			NE	Algorithm converged.	NE	NE	0,3210		NE	Algorithm converged.	NE	NE
Infections and infestations	Large intestine infection	Tenaya	333	50,2	1	0,3	336	50,8	0	0,0		* Quasi-complete separation of data points detected.				* WARNING: Negative of Hessian not positive definite.			NE	Algorithm converged.	NE	NE	0,3151		NE	Algorithm converged.	NE	NE
Infections and infestations	Large intestine infection	Lucerne	331	49,8	0	0,0	326	49,2	0	0,0	NE		NE	NE	NE	NE	NE	NE	NE	NE	NE	NE	NE	NE	NE	NE	NE	NE	NE	NE	NE	NE	NE	NE	NE
Infections and infestations	Localised infection	Tenaya	333	50,2	0	0,0	336	50,8	0	0,0		* Quasi-complete separation of data points detected.				* ERROR: The mean parameter is either invalid or at a limit of its range for some observations.			0,00	Algorithm converged.	0,00	NE	0,3195	0,1916	>999,99	Algorithm converged.	0,00	NE
Infections and infestations	Localised infection	Lucerne	331	49,8	2	0,6	326	49,2	1	0,3	1,98	* Convergence criterion (GCONV=1E-8) satisfied.	0,18	21,80	0,001	* Algorithm converged.	-0,007	0,013	1,97	Algorithm converged.	0,18	21,62	0,5720		0,51	Algorithm converged.	0,05	5,57
Infections and infestations	Lower respiratory tract infection	Tenaya	333	50,2	2	0,6	336	50,8	6	1,8	0,33	* Convergence criterion (GCONV=1E-8) satisfied.	0,07	1,46	-0,010	* Algorithm converged.	-0,028	0,005	0,34	Algorithm converged.	0,07	1,43	0,1589	0,0484	2,97	Algorithm converged.	0,60	14,63
Infections and infestations	Lower respiratory tract infection	Lucerne	331	49,8	4	1,2	326	49,2	1	0,3	3,98	* Convergence criterion (GCONV=1E-8) satisfied.	0,44	35,76	0,009	* Algorithm converged.	-0,004	0,022	3,94	Algorithm converged.	0,44	35,08	0,1838		0,25	Algorithm converged.	0,03	2,26
Infections and infestations	Lung abscess	Tenaya	333	50,2	1	0,3	336	50,8	0	0,0		* Quasi-complete separation of data points detected.				* WARNING: Negative of Hessian not positive definite.			NE	Algorithm converged.	NE	NE	0,3151	NE	NE	Algorithm converged.	NE	NE
Infections and infestations	Lung abscess	Lucerne	331	49,8	0	0,0	326	49,2	0	0,0	NE		NE	NE	NE	NE	NE	NE	NE	NE	NE	NE	NE	NE	NE	NE	NE	NE	NE	NE	NE	NE	NE	NE	NE
Infections and infestations	Lyme disease	Tenaya	333	50,2	1	0,3	336	50,8	0	0,0		* Quasi-complete separation of data points detected.				* WARNING: Negative of Hessian not positive definite.			NE	Algorithm converged.	NE	NE	0,3151	NE	NE	Algorithm converged.	NE	NE
Infections and infestations	Lyme disease	Lucerne	331	49,8	0	0,0	326	49,2	0	0,0	NE		NE	NE	NE	NE	NE	NE	NE	NE	NE	NE	NE	NE	NE	NE	NE	NE	NE	NE	NE	NE	NE	NE	NE
Infections and infestations	Mastitis fungal	Tenaya	333	50,2	0	0,0	336	50,8	1	0,3		* Quasi-complete separation of data points detected.				* ERROR: The mean parameter is either invalid or at a limit of its range for some observations.			0,00	Algorithm converged.	0,00	NE	0,3195	NE	>999,99	Algorithm converged.	0,00	NE
Infections and infestations	Mastitis fungal	Lucerne	331	49,8	0	0,0	326	49,2	0	0,0	NE		NE	NE	NE	NE	NE	NE	NE	NE	NE	NE	NE	NE	NE	NE	NE	NE	NE	NE	NE	NE	NE	NE	NE
Infections and infestations	Myocarditis septic	Tenaya	333	50,2	1	0,3	336	50,8	0	0,0		* Quasi-complete separation of data points detected.				* WARNING: Negative of Hessian not positive definite.			NE	Algorithm converged.	NE	NE	0,3151	NE	NE	Algorithm converged.	NE	NE
Infections and infestations	Myocarditis septic	Lucerne	331	49,8	0	0,0	326	49,2	0	0,0	NE		NE	NE	NE	NE	NE	NE	NE	NE	NE	NE	NE	NE	NE	NE	NE	NE	NE	NE	NE	NE	NE	NE	NE
Infections and infestations	Nail infection	Tenaya	333	50,2	0	0,0	336	50,8	0	0,0	NE		NE	NE	NE	NE	NE	NE	NE	NE	NE	NE	NE	NE	NE	NE	NE	NE	NE	NE	NE	NE	NE	NE	NE
Infections and infestations	Nail infection	Lucerne	331	49,8	1	0,3	326	49,2	0	0,0		* Quasi-complete separation of data points detected.				* WARNING: The relative Hessian convergence criterion of 31.599273856 is greater than the limit of 0.0001. The convergence is questionable.			NE	Algorithm converged.	NE	NE	0,3210		NE	Algorithm converged.	NE	NE
Infections and infestations	Nasal herpes	Tenaya	333	50,2	1	0,3	336	50,8	1	0,3	1,01	* Convergence criterion (GCONV=1E-8) satisfied.	0,06	16,25	0,000	* Algorithm converged.	-0,008	0,008	1,01	Algorithm converged.	0,06	16,06	0,9949	1,0000	0,99	Algorithm converged.	0,06	15,78

Infections and infestations	Nasal herpes	Lucerne	331	49,8	0	0,0	326	49,2	0	0,0	NE					NE				NE						NE				NE			
Infections and infestations	Nasopharyngitis	Tenaya	333	50,2	23	6,9	336	50,8	33	10,4	0,64	Convergence criterion (SCONV=1E-8) satisfied.	0,37	1,13	-0,033	Algorithm converged.	-0,078	0,007	0,66	Algorithm converged.	0,40	1,10	0,1070	0,1094	1,51	Algorithm converged.	0,91	2,50						
Infections and infestations	Nasopharynoitis	Lucerne	331	49,8	27	8,2	326	49,2	22	6,7	1,23	Convergence criterion (SCONV=1E-8) satisfied.	0,68	2,20	0,014	Algorithm converged.	-0,026	0,054	1,21	Algorithm converged.	0,70	2,08	0,4923		0,81	Algorithm converged.	0,48	1,42						
Infections and infestations	Necrotising fasciitis	Tenaya	333	50,2	0	0,0	336	50,8	0	0,0	NE					NE				NE						NE				NE			
Infections and infestations	Necrotising fasciitis	Lucerne	331	49,8	0	0,0	326	49,2	0	0,0		Quasi-complete separation of data points detected.				ERROR: The mean parameter is either invalid or at a limit of its range for some observations.			0,00	Algorithm converged.	0,00	NE	0,3136		>999,99	Algorithm converged.	0,00	NE						
Infections and infestations	Oesophageal candidiasis	Tenaya	333	50,2	1	0,3	336	50,8	0	0,0		Quasi-complete separation of data points detected.				WARNING: Negative of Hessian not positive definite.			NE	Algorithm converged.	NE	NE	0,3151	NE	NE	Algorithm converged.	NE	NE						
Infections and infestations	Oesophageal candidiasis	Lucerne	331	49,8	0	0,0	326	49,2	0	0,0	NE					NE				NE						NE				NE			
Infections and infestations	Onychomycosis	Tenaya	333	50,2	0	0,0	336	50,8	0	0,0	NE					NE				NE						NE				NE			
Infections and infestations	Onychomycosis	Lucerne	331	49,8	4	1,2	326	49,2	1	0,3	3,98	Convergence criterion (SCONV=1E-8) satisfied.	0,46	35,78	0,000	Algorithm converged.	-0,004	0,022	3,94	Algorithm converged.	0,44	35,06	0,1839		0,23	Algorithm converged.	0,03	2,26						
Infections and infestations	Ophthalmic herpes simplex	Tenaya	333	50,2	0	0,0	336	50,8	0	0,0	NE					NE				NE						NE				NE			
Infections and infestations	Ophthalmic herpes simplex	Lucerne	331	49,8	1	0,3	326	49,2	0	0,0		Quasi-complete separation of data points detected.				WARNING: The relative Hessian convergence criterion of 31.599273752 is greater than the limit of 0.0001. The convergence is questionable.			NE	Algorithm converged.	NE	NE	0,3210		NE	Algorithm converged.	NE	NE						
Infections and infestations	Oral bacterial infection	Tenaya	333	50,2	0	0,0	336	50,8	1	0,3		Quasi-complete separation of data points detected.				ERROR: The mean parameter is either invalid or at a limit of its range for some observations.			0,00	Algorithm converged.	0,00	NE	0,3195	NE	>999,99	Algorithm converged.	0,00	NE						
Infections and infestations	Oral bacterial infection	Lucerne	331	49,8	0	0,0	326	49,2	0	0,0	NE					NE				NE						NE				NE			
Infections and infestations	Oral candidiasis	Tenaya	333	50,2	0	0,0	336	50,8	1	0,3		Quasi-complete separation of data points detected.				ERROR: The mean parameter is either invalid or at a limit of its range for some observations.			0,00	Algorithm converged.	0,00	NE	0,0842	1,0000	>999,99	Algorithm converged.	0,00	NE						
Infections and infestations	Oral candidiasis	Lucerne	331	49,8	0	0,0	326	49,2	1	0,3		Quasi-complete separation of data points detected.				ERROR: The mean parameter is either invalid or at a limit of its range for some observations.			0,00	Algorithm converged.	0,00	NE	0,3136		>999,99	Algorithm converged.	0,00	NE						
Infections and infestations	Oral fungal infection	Tenaya	333	50,2	0	0,0	336	50,8	1	0,3		Quasi-complete separation of data points detected.				ERROR: The mean parameter is either invalid or at a limit of its range for some observations.			0,00	Algorithm converged.	0,00	NE	0,3195	NE	>999,99	Algorithm converged.	0,00	NE						
Infections and infestations	Oral fungal infection	Lucerne	331	49,8	0	0,0	326	49,2	0	0,0	NE					NE				NE						NE				NE			
Infections and infestations	Oral herpes	Tenaya	333	50,2	3	0,9	336	50,8	4	1,2	0,75	Convergence criterion (SCONV=1E-8) satisfied.	0,17	3,40	-0,003	Algorithm converged.	-0,018	0,013	0,76	Algorithm converged.	0,17	3,34	0,7131	0,0495	1,32	Algorithm converged.	0,30	5,86						
Infections and infestations	Oral herpes	Lucerne	331	49,8	3	0,9	326	49,2	0	0,0		Quasi-complete separation of data points detected.				WARNING: Negative of Hessian not positive definite.			NE	Algorithm converged.	NE	NE	0,0852		NE	Algorithm converged.	NE	NE						
Infections and infestations	Osteomyelitis	Tenaya	333	50,2	0	0,0	336	50,8	1	0,3		Quasi-complete separation of data points detected.				ERROR: The mean parameter is either invalid or at a limit of its range for some observations.			0,00	Algorithm converged.	0,00	NE	0,3195	0,3097	>999,99	Algorithm converged.	0,00	NE						
Infections and infestations	Osteomyelitis	Lucerne	331	49,8	1	0,3	326	49,2	1	0,3	0,98	Convergence criterion (SCONV=1E-8) satisfied.	0,06	15,80	0,000	Algorithm converged.	-0,008	0,008	0,98	Algorithm converged.	0,06	15,68	0,9914		1,02	Algorithm converged.	0,06	16,16						
Infections and infestations	Otitis externa	Tenaya	333	50,2	1	0,3	336	50,8	1	0,3	1,01	Convergence criterion (SCONV=1E-8) satisfied.	0,06	16,20	0,000	Algorithm converged.	-0,008	0,008	1,01	Algorithm converged.	0,06	16,08	0,9949	0,1323	0,99	Algorithm converged.	0,06	15,78						
Infections and infestations	Otitis externa	Lucerne	331	49,8	0	0,0	326	49,2	0	0,0		Quasi-complete separation of data points detected.				ERROR: The mean parameter is either invalid or at a limit of its range for some observations.			0,00	Algorithm converged.	0,00	NE	0,0805		>999,99	Algorithm converged.	0,00	NE						
Infections and infestations	Otitis media	Tenaya	333	50,2	2	0,6	336	50,8	0	0,0		Quasi-complete separation of data points detected.				WARNING: Negative of Hessian not positive definite.			NE	Algorithm converged.	NE	NE	0,1551	NE	NE	Algorithm converged.	NE	NE						
Infections and infestations	Otitis media	Lucerne	331	49,8	0	0,0	326	49,2	0	0,0	NE					NE				NE						NE				NE			
Infections and infestations	Otitis media acute	Tenaya	333	50,2	1	0,3	336	50,8	0	0,0		Quasi-complete separation of data points detected.				WARNING: Negative of Hessian not positive definite.			NE	Algorithm converged.	NE	NE	0,3151	NE	NE	Algorithm converged.	NE	NE						
Infections and infestations	Otitis media acute	Lucerne	331	49,8	0	0,0	326	49,2	0	0,0	NE					NE				NE						NE				NE			
Infections and infestations	Paronychia	Tenaya	333	50,2	0	0,0	336	50,8	0	0,0	NE					NE				NE						NE				NE			
Infections and infestations	Paronychia	Lucerne	331	49,8	0	0,0	326	49,2	1	0,3		Quasi-complete separation of data points detected.				ERROR: The mean parameter is either invalid or at a limit of its range for some observations.			0,00	Algorithm converged.	0,00	NE	0,3136		>999,99	Algorithm converged.	0,00	NE						
Infections and infestations	Parotitis	Tenaya	333	50,2	0	0,0	336	50,8	0	0,0	NE					NE				NE						NE				NE			
Infections and infestations	Parotitis	Lucerne	331	49,8	0	0,0	326	49,2	1	0,3		Quasi-complete separation of data points detected.				ERROR: The mean parameter is either invalid or at a limit of its range for some observations.			0,00	Algorithm converged.	0,00	NE	0,3136		>999,99	Algorithm converged.	0,00	NE						
Infections and infestations	Pelvic inflammatory disease	Tenaya	333	50,2	0	0,0	336	50,8	1	0,3		Quasi-complete separation of data points detected.				ERROR: The mean parameter is either invalid or at a limit of its range for some observations.			0,00	Algorithm converged.	0,00	NE	0,3195	NE	>999,99	Algorithm converged.	0,00	NE						
Infections and infestations	Pelvic inflammatory disease	Lucerne	331	49,8	0	0,0	326	49,2	0	0,0	NE					NE				NE						NE				NE			
Infections and infestations	Periodontitis	Tenaya	333	50,2	1	0,3	336	50,8	2	0,6	0,50	Convergence criterion (SCONV=1E-8) satisfied.	0,03	5,57	-0,003	Algorithm converged.	-0,013	0,007	0,50	Algorithm converged.	0,03	5,54	0,5684	0,7191	1,98	Algorithm converged.	0,18	21,76						
Infections and infestations	Periodontitis	Lucerne	331	49,8	1	0,3	326	49,2	1	0,3	0,98	Convergence criterion (SCONV=1E-8) satisfied.	0,06	15,80	0,000	Algorithm converged.	-0,008	0,008	0,98	Algorithm converged.	0,06	15,68	0,9914		1,02	Algorithm converged.	0,06	16,16						
Infections and infestations	Periorbital cellulitis	Tenaya	333	50,2	0	0,0	336	50,8	1	0,3		Quasi-complete separation of data points detected.				ERROR: The mean parameter is either invalid or at a limit of its range for some observations.			0,00	Algorithm converged.	0,00	NE	0,3195	NE	>999,99	Algorithm converged.	0,00	NE						
Infections and infestations	Periorbital cellulitis	Lucerne	331	49,8	0	0,0	326	49,2	0	0,0	NE					NE				NE						NE				NE			
Infections and infestations	Pharyngitis	Tenaya	333	50,2	3	0,9	336	50,8	1	0,3	3,05	Convergence criterion (SCONV=1E-8) satisfied.	0,32	29,42	0,006	Algorithm converged.	-0,006	0,018	3,03	Algorithm converged.	0,32	28,93	0,3119	0,2485	0,33	Algorithm converged.	0,03	3,16						
Infections and infestations	Pharyngitis	Lucerne	331	49,8	3	0,9	326	49,2	0	0,0		Quasi-complete separation of data points detected.				WARNING: Negative of Hessian not positive definite.			NE	Algorithm converged.	NE	NE	0,0852		NE	Algorithm converged.	NE	NE						
Infections and infestations	Pneumonia	Tenaya	333	50,2	9	2,7	336	50,8	12	3,6	0,73	Convergence criterion (SCONV=1E-8) satisfied.	0,31	1,80	-0,000	Algorithm converged.	-0,035	0,018	0,76	Algorithm converged.	0,32	1,77	0,5197	0,8341	1,32	Algorithm converged.	0,56	3,09						
Infections and infestations	Pneumonia	Lucerne	331	49,8	6	1,8	326	49,2	9	2,8	0,65	Convergence criterion (SCONV=1E-8) satisfied.	0,23	1,83	-0,000	Algorithm converged.	-0,032	0,013	0,66	Algorithm converged.	0,24	1,82	0,4163		1,52	Algorithm converged.	0,55	4,23						
Infections and infestations	Pneumonia aspiration	Tenaya	333	50,2	1	0,3	336	50,8	2	0,6	0,50	Convergence criterion (SCONV=1E-8) satisfied.	0,06	5,57	-0,003	Algorithm converged.	-0,013	0,007	0,50	Algorithm converged.	0,06	5,54	0,5684	1,0000	1,98	Algorithm converged.	0,18	21,76						
Infections and infestations	Pneumonia aspiration	Lucerne	331	49,8	0	0,0	326	49,2	0	0,0	NE					NE				NE						NE				NE			
Infections and infestations	Pneumonia bacterial	Tenaya	333	50,2	1	0,3	336	50,8	0	0,0		Quasi-complete separation of data points detected.				WARNING: Negative of Hessian not positive definite.			NE	Algorithm converged.	NE	NE	0,3151	0,0495	NE	Algorithm converged.	NE	NE						
Infections and infestations	Pneumonia bacterial	Lucerne	331	49,8	0	0,0	326	49,2	2	0,6		Quasi-complete separation of data points detected.				ERROR: The mean parameter is either invalid or at a limit of its range for some observations.			0,00	Algorithm converged.	0,00	NE	0,1538		>999,99	Algorithm converged.	0,00	NE						
Infections and infestations	Pneumonia viral	Tenaya	333	50,2	0	0,0	336	50,8	1	0,3		Quasi-complete separation of data points detected.				ERROR: The mean parameter is either invalid or at a limit of its range for some observations.			0,00	Algorithm converged.	0,00	NE	0,3195	NE	>999,99	Algorithm converged.	0,00	NE						
Infections and infestations	Pneumonia viral	Lucerne	331	49,8	0	0,0	326	49,2	0	0,0	NE					NE				NE						NE				NE			
Infections and infestations	Post procedural cellulitis	Tenaya	333	50,2	0	0,0	336	50,8	1	0,3		Quasi-complete separation of data points detected.				ERROR: The mean parameter is either invalid or at a limit of its range for some observations.			0,00	Algorithm converged.	0,00	NE	0,3195	NE	>999,99	Algorithm converged.	0,00	NE						
Infections and infestations	Post procedural cellulitis	Lucerne	331	49,8	0	0,0	326	49,2	0	0,0	NE					NE				NE						NE				NE			
Infections and infestations	Post procedural infection	Tenaya	333	50,2	0	0,0	336	50,8	1	0,3		Quasi-complete separation of data points detected.				ERROR: The mean parameter is either invalid or at a limit of its range for some observations.			0,00	Algorithm converged.	0,00	NE	0,3195	0,0972	>999,99	Algorithm converged.	0,00	NE						
Infections and infestations	Post procedural infection	Lucerne	331	49,8	1	0,3	326	49,2	0	0,0		Quasi-complete separation of data points detected.				WARNING: The relative Hessian convergence criterion of 31.599273647 is greater than the limit of 0.0001. The convergence is questionable.			NE	Algorithm converged.	NE	NE	0,3210		NE	Algorithm converged.	NE	NE						
Infections and infestations	Pulpitis dental	Tenaya	333	50,2	1	0,3	336	50,8	0	0,0		Quasi-complete separation of data points detected.				WARNING: Negative of Hessian not positive definite.			NE	Algorithm converged.	NE	NE	0,3151	0,0943	NE	Algorithm converged.	NE	NE						
Infections and infestations	Pulpitis dental	Lucerne	331	49,8	0	0,0	326	49,2	1	0,3		Quasi-complete separation of data points detected.				ERROR: The mean parameter is either invalid or at a limit of its range for some observations.			0,00	Algorithm converged.	0,00	NE	0,3136		>999,99	Algorithm converged.	0,00	NE						
Infections and infestations	Purulent discharge	Tenaya	333	50,2	1	0,3	336	50,8	0	0,0		Quasi-complete separation of data points detected.				WARNING: Negative of Hessian not positive definite.			NE	Algorithm converged.	NE	NE	0,3151	NE	NE	Algorithm converged.	NE	NE						
Infections and infestations	Purulent discharge	Lucerne	331	49,8	0	0,0	326	49,2	0	0,0	NE					NE				NE						NE				NE			
Infections and infestations	Pyelitis	Tenaya	333	50,2	1	0,3	336	50,8	0	0,0		Quasi-complete separation of data points detected.				WARNING: Negative of Hessian not positive definite.			NE	Algorithm converged.	NE	NE	0,3151	NE	NE	Algorithm converged.	NE	NE						
Infections and infestations	Pyelitis	Lucerne	331	49,8	0	0,0	326	49,2	0	0,0	NE					NE				NE						NE				NE			
Infections and infestations	Pyelonephritis	Tenaya	333	50,2	0	0,0	336	50,8	0	0,0	NE					NE				NE						NE				NE			
Infections and infestations	Pyelonephritis	Lucerne	331	49,8	1	0,3	326	49,2	0	0,0		Quasi-complete separation of data points detected.				WARNING: The relative Hessian convergence criterion of 31.599273961 is greater than the limit of 0.0001. The convergence is questionable.			NE	Algorithm converged.	NE	NE	0,3210		NE	Algorithm converged.	NE	NE						
Infections and infestations	Pyelonephritis acute	Tenaya	333	50,2	0	0,0	336	50,8	0	0,0	NE					NE				NE						NE				NE			
Infections and infestations	Pyelonephritis acute	Lucerne	331	49,8	0	0,0	326	49,2	1	0,3		Quasi-complete separation of data points detected.				ERROR: The mean parameter is either invalid or at a limit of its range for some observations.			0,00	Algorithm converged.	0,00	NE	0,3136		>999,99	Algorithm converged.	0,00	NE						
Infections and infestations	Respiratory tract infection	Tenaya	333	50,2	1	0,3	336	50,8	1	0,3	1,01	Convergence criterion (SCONV=1E-8) satisfied.	0,06	16,20	0,000	Algorithm converged.	-0,008	0,008	1,01	Algorithm converged.	0,06	16,08	0,9949	0,7952	0,99	Algorithm converged.	0,06	15,78						
Infections and infestations	Respiratory tract infection	Lucerne	331	49,8	2	0,6	326	49,2	3	0,9	0,85	Convergence criterion (SCONV=1E-8) satisfied.	0,11	3,98	-0,000	Algorithm converged.	-0,016	0,010	0,86	Algorithm converged.	0,11	3,90	0,6415		1,52	Algorithm converged.	0,24	9,04						
Infections and infestations	Respiratory tract infection bacterial	Tenaya	333	50,2	0	0,0	336	50,8	0	0,0	NE					NE				NE						NE				NE			
Infections and infestations	Respiratory tract infection bacterial	Lucerne	331	49,8	0	0,0	326	49,2	0	0,0		Quasi-complete separation of data points detected.				ERROR: The mean parameter is either invalid or at a limit of its range for some observations.			0,00	Algorithm converged.	0,00	NE	0,3136		>999,99	Algorithm converged.	0,00	NE						
Infections and infestations	Respiratory tract infection viral	Tenaya	333	50,2	1	0,3	336	50,8	4	1,2	0,25	Convergence criterion (SCONV=1E-8) satisfied.	0,03	2,25	-0,000	Algorithm converged.	-0,022	0,004	0,25	Algorithm converged.	0,03	2,25	0,1817	0,1064	3,96	Algorithm converged.	0,45	35,28						
Infections and infestations	Respiratory tract infection viral	Lucerne	331	49,8	1	0,3	326	49,2	0	0,0		Quasi-complete separation of data points detected.				WARNING: The relative Hessian convergence criterion of 31.599273647 is greater than the limit of 0.0001. The convergence is questionable.			NE	Algorithm converged.	NE	NE	0,3210		NE	Algorithm converged.	NE	NE						
Infections and infestations	Rhinitis	Tenaya	333	50,2	1	0,3	336	50,8	0	0,0		Quasi-complete separation of data points detected.				WARNING: Negative of Hessian not positive definite.			NE	Algorithm converged.	NE	NE	0,3151	0,2180	NE	Algorithm converged.	NE	NE						
Infections and infestations	Rhinitis	Lucerne	331	49,8	4	1,2	326	49,2	3	1,5	0,79	Convergence criterion (SCONV=1E-8) satisfied.	0,21	2,95	-0,003	Algorithm converged.	-0,021	0,015	0,79	Algorithm converged.	0,21	2,91	0,7201		1,27	Algorithm converged.	0,34	4,68						
Infections and infestations	Rhinovirus infection	Tenaya	333	50,2	2	0,6	336	50,8	0	0,0		Quasi-complete separation of data points detected.				WARNING: Negative of Hessian not positive definite.			NE	Algorithm converged.	NE	NE	0,1551	NE	NE	Algorithm converged.	NE	NE						
Infections and infestations	Rhinovirus infection	Lucerne	331	49,8	0	0,0	326	49,2	0	0,0	NE					NE				NE						NE				NE			
Infections and infestations	Sepsis	Tenaya	333	50,2	1	0,3	336	50,8	4	1,2	0,25	Convergence criterion (SCONV=1E-8) satisfied.	0,03	2,25	-0,000	Algorithm converged.	-0,022	0,004	0,25	Algorithm converged.	0,03	2,25	0,1817	0,2169	3,96	Algorithm converged.	0,45	35,28						
Infections and infestations	Sepsis	Lucerne	331	49,8	0	0,0	326	49,2	3	1,5		Quasi-complete separation of data points detected.				ERROR: The mean parameter is either invalid or at a limit of its range for some observations.			0,00	Algorithm converged.	0,00	NE	0,0238		>999,99	Algorithm converged.	0,00	NE						
Infections and infestations	Septic shock	Tenaya	333	50,2	2	0,6	336	50,8	0	0,0		Quasi-complete separation of data points detected.				WARNING: Negative of Hessian not positive definite.			NE	Algorithm converged.	NE	NE	0,1551	NE	NE	Algorithm converged.	NE	NE						
Infections and infestations	Septic shock	Lucerne	331	49,8	0	0,0	326	49,2	0	0,0	NE					NE				NE						NE				NE			
Infections and infestations	Sinusitis	Tenaya	333	50,2	11	3,3	336	50,8	8	2,4	1,40	Convergence criterion (SCONV=1E-8) satisfied.	0,06	3,53	0,000	Algorithm converged.	-0,016	0,034	1,39	Algorithm converged.	0,5	3,41	0,4730	0,4835	0,72	Algorithm converged.	0,29	1,77						
Infections and infestations	Sinusitis	Lucerne	331	49,8	11	3,3	326	49,2	12	3,7	0,92	Convergence criterion (SCONV=1E-8) satisfied.	0,39	2,07	-0,004	Algorithm converged.	-0,032	0,025	0,92	Algorithm converged.	0,40	2,02	0,8032		1,11	Algorithm converged.	0,50	2,47						
Infections and infestations	Skin bacterial infection	Tenaya	333	50,2	0	0,0	336	50,8	0	0,0	NE					NE				NE						NE				NE			
Infections and infestations	Skin bacterial infection	Lucerne	331	49,8	1	0,3	326	49,2	1	0,3	0,98	Convergence criterion (SCONV=1E-8) satisfied.	0,06	15,80	0,000	Algorithm converged.	-0,008	0,008	0,98	Algorithm converged.	0,06	15,68	0,9914		1,02	Algorithm converged.	0,06	16,16						
Infections and infestations	Skin infection	Tenaya	333	50,2	1	0,3	336	50,8	1	0,3	1,01	Convergence criterion (SCONV=1E-8) satisfied.	0,06	16,20	0,000	Algorithm converged.	-0,008	0,008	1,01	Algorithm converged.	0,06	16,08	0,9949	0,9903	0,99	Algorithm converged.	0,06	15,78						
Infections and infestations	Skin infection	Lucerne	331	49,8	1	0,3	326	49,2	1	0,3	0,98	Convergence criterion (SCONV=1E-8) satisfied.	0,06	15,80	0,000	Algorithm converged.	-0,008	0,008	0,98	Algorithm converged.	0,06	15,68	0,9914		1,02	Algorithm converged.	0,06	16,16						
Infections and infestations	Suspected COVID-19	Tenaya	333	50,2	0	0,0	336	50,8	0	0,0	NE					NE				NE						NE				NE			
Infections and infestations	Suspected COVID-19	Lucerne	331	49,8	0	0,0	326	49,2	1	0,3		Quasi-complete separation of data points detected.				ERROR: The mean parameter is either invalid or at a limit of its range for some observations.			0,00	Algorithm converged.	0,00	NE	0,3136		>999,99	Algorithm converged.	0,00	NE						
Infections and infestations	Systemic bacterial infection	Tenaya	333	50,2	0	0,0	336	50,8	1	0,3		Quasi-complete separation of data points detected.				ERROR: The mean parameter is either invalid or at a limit of its range for some observations.			0,00	Algorithm converged.	0,00	NE	0,3195	NE	>999,99	Algorithm converged.	0,00	NE						
Infections and infestations	Systemic bacterial infection	Lucerne	331	49,8	0	0,0	326	49,2	0	0,0	NE					NE				NE						NE				NE			
Infections and infestations	Tinea pedis	Tenaya	333	50,2	1	0,3	336	50,8	0	0,0		Quasi-complete separation of data points detected.				WARNING: Negative of Hessian not positive definite.			NE	Algorithm converged.	NE	NE	0,3151		NE	Algorithm converged.	NE	NE						

| | | |

| | | |

| | | |

| | | |

| | | |

| | | |

| | | |

| | | |

| | | |

| | | |

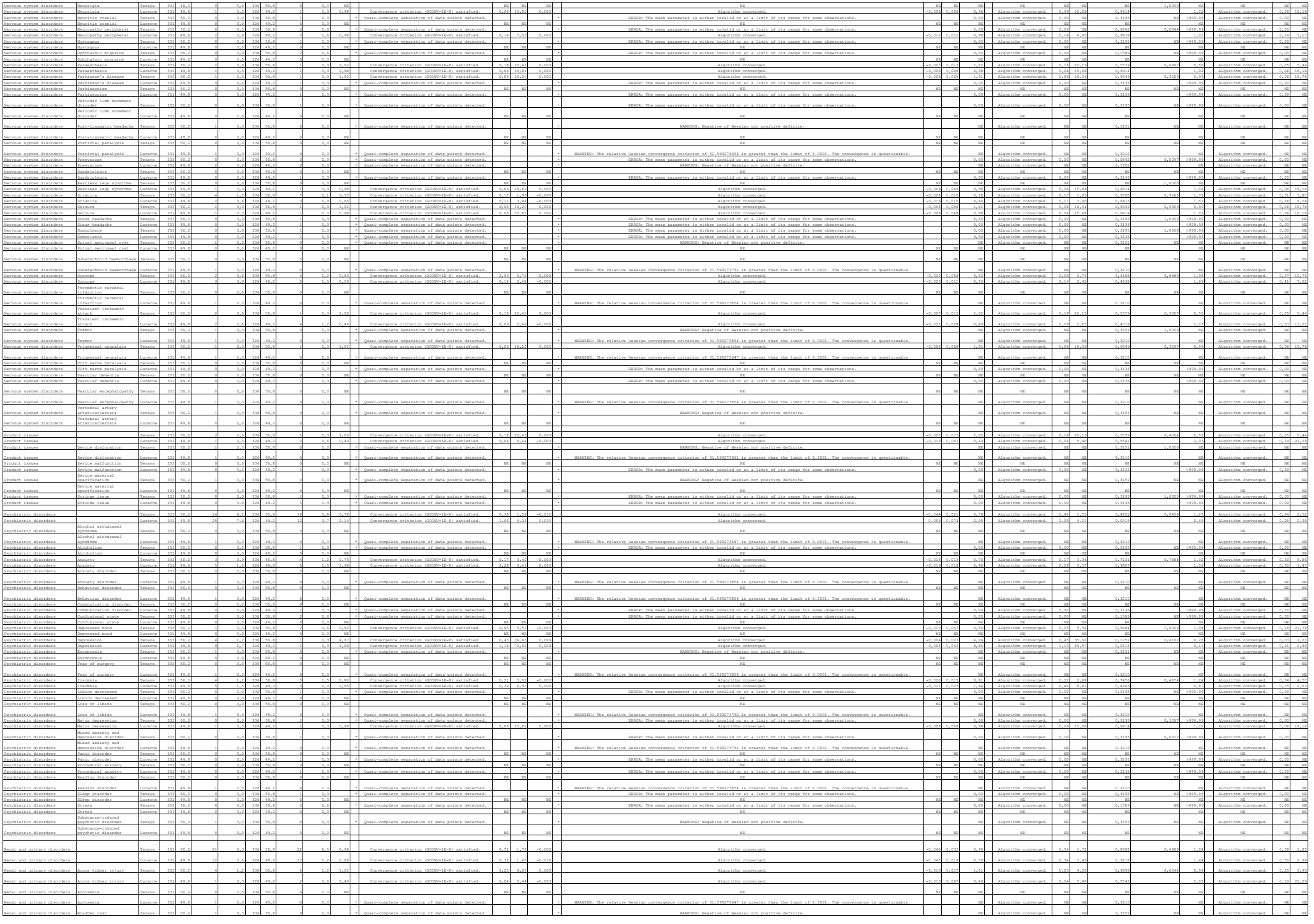

| | | |

| | | |

| | | |

| | | |

POPULATION: Safety-Evaluable Population
ENDPOINT: Moderate AEs throughout the Entire Study
MODEL: Unstratified analysis
STUDY: GA40306 & GA40844
Dichotomous Analysis by Subgroups (Safety)

All

			Faricimab (N=664)				Aflibercept (N=662)				Faricimab vs. Aflibercept												Aflibercept vs. Faricimab			
			Patients	Patients with Event			Patients	Patients with Event			Odds Ratio				Absolute Risk Difference				Relative Risk				Relative Risk			
MedDRA System Organ Class	MedDRA Preferred Term	Level	n	%	n	%	n	%	n	%	Odds Ratio	Convergence Reason	95% Lower CL	95% Upper CL	Absolute Risk	Convergence Reason	95% Lower CL	95% Upper CL	Relative Risk	Convergence Reason	95% Lower CL	95% Upper CL	p-value (Cochran-Mantel-Haenszel)	Interaction Term: p-value (likelihood ratio)	Relative Risk	Convergence Reason	95% Lower CL	95% Upper CL
Blood and lymphatic system disorders		n/a	664	100,0	7	1,1	662	100,0	11	1,7	0,63	Convergence criterion (GCONV=1E-8) satisfied.	0,24	1,64	-0,006	Algorithm converged.	-0,019	0,006	0,63	Algorithm converged.	0,25	1,61	0,3394	NE	1,38	Algorithm converged.	0,61	4,04
Blood and lymphatic system disorders	Anaemia	n/a	664	100,0	3	0,8	662	100,0	3	0,8	1,00	Convergence criterion (GCONV=1E-8) satisfied.	0,20	5,46	0,000	Algorithm converged.	-0,009	0,009	1,00	Algorithm converged.	0,20	5,43	0,9962	NE	1,00	Algorithm converged.	0,20	5,45
Blood and lymphatic system disorders	Anaemia vitamin B12 deficiency	n/a	664	100,0	1	0,2	662	100,0	0	0,0	*	Quasi-complete separation of data points detected.	*	*	*	WARNING: Negative of Hessian not positive definite.	*	*	NE	Algorithm converged.	NE	NE	0,3180	NE	NE	Algorithm converged.	NE	NE
Blood and lymphatic system disorders	Blood loss anaemia	n/a	664	100,0	0	0,0	662	100,0	1	0,2	*	Quasi-complete separation of data points detected.	*	*	*	WARNING: The relative Hessian convergence criterion of 94.504734428 is greater than the limit of 0.0001. The convergence is questionable.	*	*	0,00	Algorithm converged.	0,00	NE	0,3166	NE	>999,99	Algorithm converged.	0,00	NE
Blood and lymphatic system disorders	Febrile neutropenia	n/a	664	100,0	1	0,2	662	100,0	1	0,2	*	Quasi-complete separation of data points detected.	*	*	*	WARNING: The relative Hessian convergence criterion of 94.504734428 is greater than the limit of 0.0001. The convergence is questionable.	*	*	0,00	Algorithm converged.	0,00	NE	0,3166	NE	>999,99	Algorithm converged.	0,00	NE
Blood and lymphatic system disorders	Hilar lymphadenopathy	n/a	664	100,0	0	0,0	662	100,0	1	0,2	*	Quasi-complete separation of data points detected.	*	*	*	WARNING: The relative Hessian convergence criterion of 94.504734428 is greater than the limit of 0.0001. The convergence is questionable.	*	*	0,00	Algorithm converged.	0,00	NE	0,3166	NE	>999,99	Algorithm converged.	0,00	NE
Blood and lymphatic system disorders	Iron deficiency anaemia	n/a	664	100,0	1	0,2	662	100,0	1	0,2	1,00	Convergence criterion (GCONV=1E-8) satisfied.	0,06	15,97	0,000	Algorithm converged.	-0,004	0,004	1,00	Algorithm converged.	0,06	15,91	0,9983	NE	1,00	Algorithm converged.	0,06	16,00
Blood and lymphatic system disorders	Leukocytosis	n/a	664	100,0	0	0,0	662	100,0	1	0,2	*	Quasi-complete separation of data points detected.	*	*	*	WARNING: The relative Hessian convergence criterion of 94.504734428 is greater than the limit of 0.0001. The convergence is questionable.	*	*	0,00	Algorithm converged.	0,00	NE	0,3166	NE	>999,99	Algorithm converged.	0,00	NE
Blood and lymphatic system disorders	Pancytopenia	n/a	664	100,0	0	0,0	662	100,0	1	0,2	*	Quasi-complete separation of data points detected.	*	*	*	WARNING: The relative Hessian convergence criterion of 94.504734428 is greater than the limit of 0.0001. The convergence is questionable.	*	*	0,00	Algorithm converged.	0,00	NE	0,3166	NE	>999,99	Algorithm converged.	0,00	NE
Blood and lymphatic system disorders	Thrombocytopenia	n/a	664	100,0	0	0,0	662	100,0	1	0,2	*	Quasi-complete separation of data points detected.	*	*	*	WARNING: The relative Hessian convergence criterion of 94.504734428 is greater than the limit of 0.0001. The convergence is questionable.	*	*	0,00	Algorithm converged.	0,00	NE	0,3166	NE	>999,99	Algorithm converged.	0,00	NE
Cardiac disorders		n/a	664	100,0	23	3,5	662	100,0	23	3,5	1,00	Convergence criterion (GCONV=1E-8) satisfied.	0,55	1,80	0,000	Algorithm converged.	-0,020	0,020	1,00	Algorithm converged.	0,57	1,74	0,9917	NE	1,00	Algorithm converged.	0,57	1,77
Cardiac disorders	Acute left ventricular failure	n/a	664	100,0	1	0,2	662	100,0	1	0,2	*	Quasi-complete separation of data points detected.	*	*	*	WARNING: The relative Hessian convergence criterion of 94.504734428 is greater than the limit of 0.0001. The convergence is questionable.	*	*	0,00	Algorithm converged.	0,00	NE	0,3166	NE	>999,99	Algorithm converged.	0,00	NE
Cardiac disorders	Acute myocardial infarction	n/a	664	100,0	4	0,6	662	100,0	2	0,3	*	Quasi-complete separation of data points detected.	*	*	*	WARNING: Negative of Hessian not positive definite.	*	*	0,00	Algorithm converged.	0,00	NE	0,1543	NE	>999,99	Algorithm converged.	0,00	NE
Cardiac disorders	Angina pectoris	n/a	664	100,0	3	0,5	662	100,0	0	0,0	*	Quasi-complete separation of data points detected.	*	*	*	Algorithm converged.	*	*	NE	Algorithm converged.	NE	NE	0,0839	NE	NE	Algorithm converged.	NE	NE
Cardiac disorders	Aortic valve incompetence	n/a	664	100,0	1	0,2	662	100,0	1	0,2	*	Quasi-complete separation of data points detected.	*	*	*	WARNING: The relative Hessian convergence criterion of 94.504734428 is greater than the limit of 0.0001. The convergence is questionable.	*	*	0,00	Algorithm converged.	0,01	NE	0,3166	NE	>999,99	Algorithm converged.	0,01	NE
Cardiac disorders	Arrhythmia	n/a	664	100,0	2	0,3	662	100,0	1	0,2	*	Quasi-complete separation of data points detected.	*	*	*	WARNING: The relative Hessian convergence criterion of 94.504734428 is greater than the limit of 0.0001. The convergence is questionable.	*	*	0,00	Algorithm converged.	0,00	NE	0,3166	NE	>999,99	Algorithm converged.	0,00	NE
Cardiac disorders	Arteriosclerosis coronary artery	n/a	664	100,0	3	0,5	662	100,0	2	0,3	*	Quasi-complete separation of data points detected.	*	*	*	WARNING: Negative of Hessian not positive definite.	*	*	0,00	Algorithm converged.	0,00	NE	0,1545	NE	>999,99	Algorithm converged.	0,00	NE
Cardiac disorders	Atrial fibrillation	n/a	664	100,0	8	1,2	662	100,0	11	1,7	0,72	Convergence criterion (GCONV=1E-8) satisfied.	0,28	1,81	-0,005	Algorithm converged.	-0,017	0,008	0,73	Algorithm converged.	0,29	1,79	0,4842	NE	1,38	Algorithm converged.	0,56	3,43
Cardiac disorders	Atrial flutter	n/a	664	100,0	2	0,3	662	100,0	0	0,0	*	Quasi-complete separation of data points detected.	*	*	*	WARNING: Negative of Hessian not positive definite.	*	*	NE	Algorithm converged.	NE	NE	0,1578	NE	NE	Algorithm converged.	NE	NE
Cardiac disorders	Bradycardia	n/a	664	100,0	0	0,0	662	100,0	0	0,0	*	Quasi-complete separation of data points detected.	*	*	*	WARNING: Negative of Hessian not positive definite.	*	*	NE	Algorithm converged.	NE	NE	0,3180	NE	NE	Algorithm converged.	NE	NE
Cardiac disorders	Cardiac failure	n/a	664	100,0	2	0,3	662	100,0	1	0,2	2,00	Convergence criterion (GCONV=1E-8) satisfied.	0,18	22,08	0,002	Algorithm converged.	-0,004	0,007	1,98	Algorithm converged.	0,18	21,94	0,5652	NE	0,50	Algorithm converged.	0,05	5,52
Cardiac disorders	Cardiac failure chronic	n/a	664	100,0	1	0,2	662	100,0	0	0,0	*	Quasi-complete separation of data points detected.	*	*	*	WARNING: Negative of Hessian not positive definite.	*	*	NE	Algorithm converged.	NE	NE	0,3180	NE	NE	Algorithm converged.	NE	NE
Cardiac disorders	Cardiac failure congestive	n/a	664	100,0	5	0,8	662	100,0	4	0,6	0,75	Convergence criterion (GCONV=1E-8) satisfied.	0,17	3,33	-0,002	Algorithm converged.	-0,009	0,006	0,75	Algorithm converged.	0,17	3,31	0,7015	NE	1,34	Algorithm converged.	0,30	5,95
Cardiac disorders	Cardiac tamponade	n/a	664	100,0	0	0,0	662	100,0	1	0,2	*	Quasi-complete separation of data points detected.	*	*	*	WARNING: Negative of Hessian not positive definite.	*	*	NE	Algorithm converged.	NE	NE	0,3180	NE	NE	Algorithm converged.	NE	NE
Cardiac disorders	Cardiovascular disorder	n/a	664	100,0	0	0,0	662	100,0	1	0,2	*	Quasi-complete separation of data points detected.	*	*	*	WARNING: The relative Hessian convergence criterion of 94.504734428 is greater than the limit of 0.0001. The convergence is questionable.	*	*	0,00	Algorithm converged.	0,00	NE	0,3166	NE	>999,99	Algorithm converged.	0,00	NE
Cardiac disorders	Chronic coronary syndrome	n/a	664	100,0	0	0,0	662	100,0	1	0,2	*	Quasi-complete separation of data points detected.	*	*	*	WARNING: The relative Hessian convergence criterion of 94.504734428 is greater than the limit of 0.0001. The convergence is questionable.	*	*	0,00	Algorithm converged.	0,00	NE	0,3166	NE	>999,99	Algorithm converged.	0,00	NE
Cardiac disorders	Chronic left ventricular failure	n/a	664	100,0	0	0,0	662	100,0	2	0,3	*	Quasi-complete separation of data points detected.	*	*	*	WARNING: Negative of Hessian not positive definite.	*	*	0,00	Algorithm converged.	0,00	NE	0,1543	NE	>999,99	Algorithm converged.	0,00	NE
Cardiac disorders	Cor pulmonale	n/a	664	100,0	1	0,2	662	100,0	3	0,5	*	Quasi-complete separation of data points detected.	*	*	*	WARNING: Negative of Hessian not positive definite.	*	*	NE	Algorithm converged.	NE	NE	0,3180	NE	NE	Algorithm converged.	NE	NE
Cardiac disorders	Coronary artery disease	n/a	664	100,0	1	0,2	662	100,0	1	0,2	1,00	Convergence criterion (GCONV=1E-8) satisfied.	0,01	28,01	0,000	Algorithm converged.	-0,003	0,003	1,00	Algorithm converged.	0,01	28,00	0,9982	NE	1,00	Algorithm converged.	0,01	3,21
Cardiac disorders	Left ventricular failure	n/a	664	100,0	0	0,0	662	100,0	1	0,2	*	Quasi-complete separation of data points detected.	*	*	*	WARNING: The relative Hessian convergence criterion of 94.504734428 is greater than the limit of 0.0001. The convergence is questionable.	*	*	0,00	Algorithm converged.	0,00	NE	0,3166	NE	>999,99	Algorithm converged.	0,00	NE
Cardiac disorders	Mitral valve incompetence	n/a	664	100,0	0	0,0	662	100,0	1	0,2	*	Quasi-complete separation of data points detected.	*	*	*	WARNING: The relative Hessian convergence criterion of 94.504734428 is greater than the limit of 0.0001. The convergence is questionable.	*	*	0,00	Algorithm converged.	0,00	NE	0,3166	NE	>999,99	Algorithm converged.	0,00	NE
Cardiac disorders	Mitral valve prolapse	n/a	664	100,0	0	0,0	662	100,0	1	0,2	*	Quasi-complete separation of data points detected.	*	*	*	WARNING: The relative Hessian convergence criterion of 94.504734428 is greater than the limit of 0.0001. The convergence is questionable.	*	*	0,00	Algorithm converged.	0,00	NE	0,3166	NE	>999,99	Algorithm converged.	0,00	NE
Cardiac disorders	Palpitations	n/a	664	100,0	2	0,3	662	100,0	0	0,0	*	Quasi-complete separation of data points detected.	*	*	*	WARNING: Negative of Hessian not positive definite.	*	*	NE	Algorithm converged.	NE	NE	0,3180	NE	NE	Algorithm converged.	NE	NE
Cardiac disorders	Pericardial effusion	n/a	664	100,0	2	0,3	662	100,0	0	0,0	*	Quasi-complete separation of data points detected.	*	*	*	WARNING: Negative of Hessian not positive definite.	*	*	NE	Algorithm converged.	NE	NE	0,3180	NE	NE	Algorithm converged.	NE	NE
Cardiac disorders	Sinus node dysfunction	n/a	664	100,0	1	0,2	662	100,0	1	0,2	1,00	Convergence criterion (GCONV=1E-8) satisfied.	0,06	15,97	0,000	Algorithm converged.	-0,004	0,004	1,00	Algorithm converged.	0,06	15,91	0,9983	NE	1,00	Algorithm converged.	0,06	16,00
Cardiac disorders	Tachycardia	n/a	664	100,0	2	0,3	662	100,0	1	0,2	*	Quasi-complete separation of data points detected.	*	*	*	WARNING: The relative Hessian convergence criterion of 94.504734428 is greater than the limit of 0.0001. The convergence is questionable.	*	*	0,00	Algorithm converged.	0,00	NE	0,3166	NE	>999,99	Algorithm converged.	0,00	NE
Cardiac disorders	Ventricular extrasystoles	n/a	664	100,0	1	0,2	662	100,0	3	0,5	*	Quasi-complete separation of data points detected.	*	*	*	WARNING: Negative of Hessian not positive definite.	*	*	NE	Algorithm converged.	NE	NE	0,3180	NE	NE	Algorithm converged.	NE	NE
Cardiac disorders	Ventricular fibrillation	n/a	664	100,0	1	0,2	662	100,0	0	0,0	*	Quasi-complete separation of data points detected.	*	*	*	WARNING: Negative of Hessian not positive definite.	*	*	NE	Algorithm converged.	NE	NE	0,3180	NE	NE	Algorithm converged.	NE	NE
Cardiac disorders	Ventricular tachycardia	n/a	664	100,0	1	0,2	662	100,0	0	0,0	*	Quasi-complete separation of data points detected.	*	*	*	WARNING: Negative of Hessian not positive definite.	*	*	NE	Algorithm converged.	NE	NE	0,3180	NE	NE	Algorithm converged.	NE	NE
Ear and labyrinth disorders		n/a	664	100,0	8	1,2	662	100,0	7	1,1	1,14	Convergence criterion (GCONV=1E-8) satisfied.	0,41	3,16	0,001	Algorithm converged.	-0,010	0,013	1,14	Algorithm converged.	0,42	3,12	0,7997	NE	0,88	Algorithm converged.	0,32	2,41
Ear and labyrinth disorders	Cerumen impaction	n/a	664	100,0	0	0,0	662	100,0	1	0,2	*	Quasi-complete separation of data points detected.	*	*	*	WARNING: The relative Hessian convergence criterion of 94.504734428 is greater than the limit of 0.0001. The convergence is questionable.	*	*	0,00	Algorithm converged.	0,00	NE	0,3166	NE	>999,99	Algorithm converged.	0,00	NE
Ear and labyrinth disorders	Ear pain	n/a	664	100,0	1	0,2	662	100,0	1	0,2	2,00	Convergence criterion (GCONV=1E-8) satisfied.	0,18	22,08	0,002	Algorithm converged.	-0,004	0,007	1,98	Algorithm converged.	0,18	21,94	0,5652	NE	0,50	Algorithm converged.	0,05	5,52
Ear and labyrinth disorders	Tinnitus	n/a	664	100,0	1	0,2	662	100,0	3	0,5	*	Quasi-complete separation of data points detected.	*	*	*	WARNING: Negative of Hessian not positive definite.	*	*	NE	Algorithm converged.	NE	NE	0,3180	NE	NE	Algorithm converged.	NE	NE
Ear and labyrinth disorders	Vertigo	n/a	664	100,0	5	0,8	662	100,0	4	0,6	1,25	Convergence criterion (GCONV=1E-8) satisfied.	0,33	4,63	0,001	Algorithm converged.	-0,007	0,010	1,25	Algorithm converged.	0,34	4,62	0,7415	NE	0,82	Algorithm converged.	0,22	2,97
Ear and labyrinth disorders	Vertigo positional	n/a	664	100,0	0	0,0	662	100,0	1	0,2	*	Quasi-complete separation of data points detected.	*	*	*	WARNING: The relative Hessian convergence criterion of 94.504734428 is greater than the limit of 0.0001. The convergence is questionable.	*	*	0,00	Algorithm converged.	0,00	NE	0,3166	NE	>999,99	Algorithm converged.	0,00	NE
Endocrine disorders		n/a	664	100,0	1	0,2	662	100,0	2	0,3	1,50	Convergence criterion (GCONV=1E-8) satisfied.	0,25	8,93	0,001	Algorithm converged.	-0,005	0,008	1,50	Algorithm converged.	0,25	8,92	0,6547	NE	0,87	Algorithm converged.	0,11	3,99
Endocrine disorders	Hyperthyroidism	n/a	664	100,0	0	0,0	662	100,0	1	0,2	*	Quasi-complete separation of data points detected.	*	*	*	WARNING: The relative Hessian convergence criterion of 94.504734428 is greater than the limit of 0.0001. The convergence is questionable.	*	*	0,00	Algorithm converged.	0,00	NE	0,3166	NE	>999,99	Algorithm converged.	0,00	NE
Endocrine disorders	Hypothyroidism	n/a	664	100,0	2	0,3	662	100,0	1	0,2	3,00	Convergence criterion (GCONV=1E-8) satisfied.	0,31	28,61	0,003	Algorithm converged.	-0,003	0,009	2,99	Algorithm converged.	0,31	28,68	0,3182	NE	0,33	Algorithm converged.	0,03	3,21
Eye disorders		n/a	664	100,0	148	22,3	662	100,0	148	22,4	1,00	Convergence criterion (GCONV=1E-8) satisfied.	0,77	1,29	-0,001	Algorithm converged.	-0,045	0,044	1,00	Algorithm converged.	0,82	1,22	0,9765	NE	1,00	Algorithm converged.	0,82	1,23
Eye disorders	Age-related macular degeneration	n/a	664	100,0	1	0,2	662	100,0	1	0,2	1,00	Convergence criterion (GCONV=1E-8) satisfied.	0,06	15,97	0,000	Algorithm converged.	-0,004	0,004	1,00	Algorithm converged.	0,06	15,91	0,9983	NE	1,00	Algorithm converged.	0,06	16,00
Eye disorders	Allergic keratitis	n/a	664	100,0	1	0,2	662	100,0	1	0,2	*	Quasi-complete separation of data points detected.	*	*	*	WARNING: The relative Hessian convergence criterion of 94.504734428 is greater than the limit of 0.0001. The convergence is questionable.	*	*	0,00	Algorithm converged.	0,00	NE	0,3166	NE	>999,99	Algorithm converged.	0,00	NE
Eye disorders	Blepharitis	n/a	664	100,0	3	0,5	662	100,0	3	0,5	0,66	Convergence criterion (GCONV=1E-8) satisfied.	0,11	3,98	-0,002	Algorithm converged.	-0,008	0,005	0,66	Algorithm converged.	0,11	3,96	0,6518	NE	1,33	Algorithm converged.	0,23	8,97
Eye disorders	Blindness transient	n/a	664	100,0	2	0,3	662	100,0	1	0,2	*	Quasi-complete separation of data points detected.	*	*	*	WARNING: The relative Hessian convergence criterion of 94.504734428 is greater than the limit of 0.0001. The convergence is questionable.	*	*	0,00	Algorithm converged.	0,00	NE	0,3166	NE	>999,99	Algorithm converged.	0,00	NE
Eye disorders	Borderline glaucoma	n/a	664	100,0	3	0,5	662	100,0	0	0,0	*	Quasi-complete separation of data points detected.	*	*	*	WARNING: Negative of Hessian not positive definite.	*	*	NE	Algorithm converged.	NE	NE	0,1578	NE	NE	Algorithm converged.	NE	NE
Eye disorders	Cataract	n/a	664	100,0	32	4,8	662	100,0	32	4,8	1,00	Convergence criterion (GCONV=1E-8) satisfied.	0,60	1,65	0,000	Algorithm converged.	-0,023	0,023	1,00	Algorithm converged.	0,62	1,61	0,9921	NE	1,00	Algorithm converged.	0,62	1,62
Eye disorders	Cataract nuclear	n/a	664	100,0	2	0,3	662	100,0	1	0,2	2,00	Convergence criterion (GCONV=1E-8) satisfied.	0,18	22,08	0,002	Algorithm converged.	-0,004	0,007	1,98	Algorithm converged.	0,18	21,94	0,5652	NE	0,50	Algorithm converged.	0,05	5,52
Eye disorders	Cataract subcapsular	n/a	664	100,0	1	0,2	662	100,0	1	0,2	*	Quasi-complete separation of data points detected.	*	*	*	WARNING: The relative Hessian convergence criterion of 94.504734428 is greater than the limit of 0.0001. The convergence is questionable.	*	*	0,00	Algorithm converged.	0,00	NE	0,3166	NE	>999,99	Algorithm converged.	0,00	NE
Eye disorders	Chalazion	n/a	664	100,0	2	0,3	662	100,0	4	0,6	0,50	Convergence criterion (GCONV=1E-8) satisfied.	0,08	2,73	-0,002	Algorithm converged.	-0,010	0,004	0,50	Algorithm converged.	0,08	2,71	0,4112	NE	2,01	Algorithm converged.	0,37	10,91
Eye disorders	Charles Bonnet syndrome	n/a	664	100,0	1	0,2	662	100,0	1	0,2	*	Quasi-complete separation of data points detected.	*	*	*	WARNING: The relative Hessian convergence criterion of 94.504734428 is greater than the limit of 0.0001. The convergence is questionable.	*	*	0,00	Algorithm converged.	0,00	NE	0,3166	NE	>999,99	Algorithm converged.	0,00	NE
Eye disorders	Chorioretinal atrophy	n/a	664	100,0	1	0,2	662	100,0	1	0,2	*	Quasi-complete separation of data points detected.	*	*	*	WARNING: The relative Hessian convergence criterion of 94.504734428 is greater than the limit of 0.0001. The convergence is questionable.	*	*	0,00	Algorithm converged.	0,00	NE	0,3166	NE	>999,99	Algorithm converged.	0,00	NE
Eye disorders	Chorioretinal scar	n/a	664	100,0	0	0,0	662	100,0	1	0,2	*	Quasi-complete separation of data points detected.	*	*	*	WARNING: The relative Hessian convergence criterion of 94.504734428 is greater than the limit of 0.0001. The convergence is questionable.	*	*	0,00	Algorithm converged.	0,00	NE	0,3166	NE	>999,99	Algorithm converged.	0,00	NE
Eye disorders	Choroidal neovascularisation	n/a	664	100,0	1	0,2	662	100,0	0	0,0	*	Quasi-complete separation of data points detected.	*	*	*	Algorithm converged.	*	*	NE	Algorithm converged.	NE	NE	0,3180	NE	NE	Algorithm converged.	NE	NE
Eye disorders	Conjunctival cyst	n/a	664	100,0	1	0,2	662	100,0	0	0,0	*	Quasi-complete separation of data points detected.	*	*	*	WARNING: Negative of Hessian not positive definite.	*	*	NE	Algorithm converged.	NE	NE	0,3180	NE	NE	Algorithm converged.	NE	NE
Eye disorders	Conjunctival haemorrhage	n/a	664	100,0	10	1,5	662	100,0	13	2,0	0,76	Convergence criterion (GCONV=1E-8) satisfied.	0,33	1,73	-0,005	Algorithm converged.	-0,019	0,009	0,77	Algorithm converged.	0,34	1,74	0,5234	NE	1,30	Algorithm converged.	0,58	2,95
Eye disorders	Conjunctival hyperaemia	n/a	664	100,0	1	0,2	662	100,0	1	0,2	*	Quasi-complete separation of data points detected.	*	*	*	WARNING: The relative Hessian convergence criterion of 94.504734428 is greater than the limit of 0.0001. The convergence is questionable.	*	*	0,00	Algorithm converged.	0,01	NE	0,3166	NE	>999,99	Algorithm converged.	0,01	NE
Eye disorders	Conjunctival oedema	n/a	664	100,0	0	0,0	662	100,0	1	0,2	*	Quasi-complete separation of data points detected.	*	*	*	WARNING: The relative Hessian convergence criterion of 94.504734428 is greater than the limit of 0.0001. The convergence is questionable.	*	*	0,00	Algorithm converged.	0,00	NE	0,3166	NE	>999,99	Algorithm converged.	0,00	NE
Eye disorders	Conjunctivitis allergic	n/a	664	100,0	0	0,0	662	100,0	1	0,2	*	Quasi-complete separation of data points detected.	*	*	*	WARNING: The relative Hessian convergence criterion of 94.504734428 is greater than the limit of 0.0001. The convergence is questionable.	*	*	0,00	Algorithm converged.	0,00	NE	0,3166	NE	>999,99	Algorithm converged.	0,00	NE
Eye disorders	Corneal endotheliitis	n/a	664	100,0	2	0,3	662	100,0	3	0,5	*	Quasi-complete separation of data points detected.	*	*	*	WARNING: Negative of Hessian not positive definite.	*	*	NE	Algorithm converged.	NE	NE	0,3180	NE	NE	Algorithm converged.	NE	NE
Eye disorders	Corneal infiltrates	n/a	664	100,0	2	0,3	662	100,0	1	0,2	*	Quasi-complete separation of data points detected.	*	*	*	WARNING: The relative Hessian convergence criterion of 94.504734428 is greater than the limit of 0.0001. The convergence is questionable.	*	*	0,00	Algorithm converged.	0,00	NE	0,3166	NE	>999,99	Algorithm converged.	0,00	NE
Eye disorders	Corneal oedema	n/a	664	100,0	2	0,3	662	100,0	1	0,2	*	Quasi-complete separation of data points detected.	*	*	*	WARNING: Negative of Hessian not positive definite.	*	*	0,00	Algorithm converged.	0,00	NE	0,1545	NE	>999,99	Algorithm converged.	0,00	NE
Eye disorders	Corneal ovarity	n/a	664	100,0	1	0,2	662	100,0	1	0,2	2,00	Convergence criterion (GCONV=1E-8) satisfied.	0,18	22,08	0,002	Algorithm converged.	-0,004	0,007	1,98	Algorithm converged.	0,18	21,94	0,5652	NE	0,50	Algorithm converged.	0,05	5,52
Eye disorders	Cystoid macular oedema	n/a	664	100,0	2	0,3	662	100,0	3	0,5	*	Quasi-complete separation of data points detected.	*	*	*	WARNING: Negative of Hessian not positive definite.	*	*	0,00	Algorithm converged.	0,00	NE	0,1545	NE	>999,99	Algorithm converged.	0,00	NE
Eye disorders	Dacryostenosis acquired	n/a	664	100,0	0	0,0	662	100,0	1	0,2	*	Quasi-complete separation of data points detected.	*	*	*	WARNING: The relative Hessian convergence criterion of 94.504734428 is greater than the limit of 0.0001. The convergence is questionable.	*	*	0,00	Algorithm converged.	0,00	NE	0,3166	NE	>999,99	Algorithm converged.	0,00	NE
Eye disorders	Dermatochalasis	n/a	664	100,0	0	0,0	662	100,0	1	0,2	*	Quasi-complete separation of data points detected.	*	*	*	WARNING: Negative of Hessian not positive definite.	*	*	NE	Algorithm converged.	NE	NE	0,3180	NE	NE	Algorithm converged.	NE	NE
Eye disorders	Detachment of macular retinal pigment epithelium	n/a	664	100,0	1	0,2	662	100,0	0	0,0	*	Quasi-complete separation of data points detected.	*	*	*	WARNING: Negative of Hessian not positive definite.	*	*	NE	Algorithm converged.	NE	NE	0,3180	NE	NE	Algorithm converged.	NE	NE
Eye disorders	Detachment of retinal pigment epithelium	n/a	664	100,0	2	0,3	662	100,0	3	0,5	*	Quasi-complete separation of data points detected.	*	*	*	WARNING: Negative of Hessian not positive definite.	*	*	NE	Algorithm converged.	NE	NE	0,1578	NE	NE	Algorithm converged.	NE	NE
Eye disorders	Diabetic retinal oedema	n/a	664	100,0	2	0,3	662	100,0	1	0,2	*	Quasi-complete separation of data points detected.	*	*	*	WARNING: The relative Hessian convergence criterion of 94.504734428 is greater than the limit of 0.0001. The convergence is questionable.	*	*	0,00	Algorithm converged.	0,00	NE	0,3166	NE	>999,99	Algorithm converged.	0,00	NE
Eye disorders	Diplopia	n/a	664	100,0	1	0,2	662	100,0	1	0,2	*	Quasi-complete separation of data points detected.	*	*	*	WARNING: The relative Hessian convergence criterion of 94.504734428 is greater than the limit of 0.0001. The convergence is questionable.	*	*	0,00	Algorithm converged.	0,00	NE	0,3166	NE	>999,99	Algorithm converged.	0,00	NE
Eye disorders	Dry age-related macular degeneration	n/a	664	100,0	9	1,4	662	100,0	9	1,4	0,93	Convergence criterion (GCONV=1E-8) satisfied.	0,03	1,22	-0,000	Algorithm converged.	-0,019	0,001	0,93	Algorithm converged.	0,00	1,22	0,0811	NE	3,93	Algorithm converged.	0,82	11,07
Eye disorders	Dry eye	n/a	664	100,0	7	1,1	662	100,0	10	1,5	0,69	Convergence criterion (GCONV=1E-8) satisfied.	0,26	1,84	-0,001	Algorithm converged.	-0,017	0,008	0,70	Algorithm converged.	0,27	1,82	0,4603	NE	1,43	Algorithm converged.	0,55	3,74
Eye disorders	Episcleritis	n/a	664	100,0	2	0,3	662	100,0	0	0,0	*	Quasi-complete separation of data points detected.	*	*	*	WARNING: Negative of Hessian not positive definite.	*	*	NE	Algorithm converged.	NE	NE	0,1578	NE	NE	Algorithm converged.	NE	NE
Eye disorders	Erythema of eyelid	n/a	664	100,0	2	0,3	662	100,0	0	0,0	*	Quasi-complete separation of data points detected.	*	*	*	WARNING: Negative of Hessian not positive definite.	*	*	NE	Algorithm converged.	NE	NE	0,3180	NE	NE	Algorithm converged.	NE	NE
Eye disorders	Exophthalmos	n/a	664	100,0	0	0,0	662	100,0	1	0,2	*	Quasi-complete separation of data points detected.	*	*	*	WARNING: The relative Hessian convergence criterion of 94.504734428 is greater than the limit of 0.0001. The convergence is questionable.	*	*	0,00	Algorithm

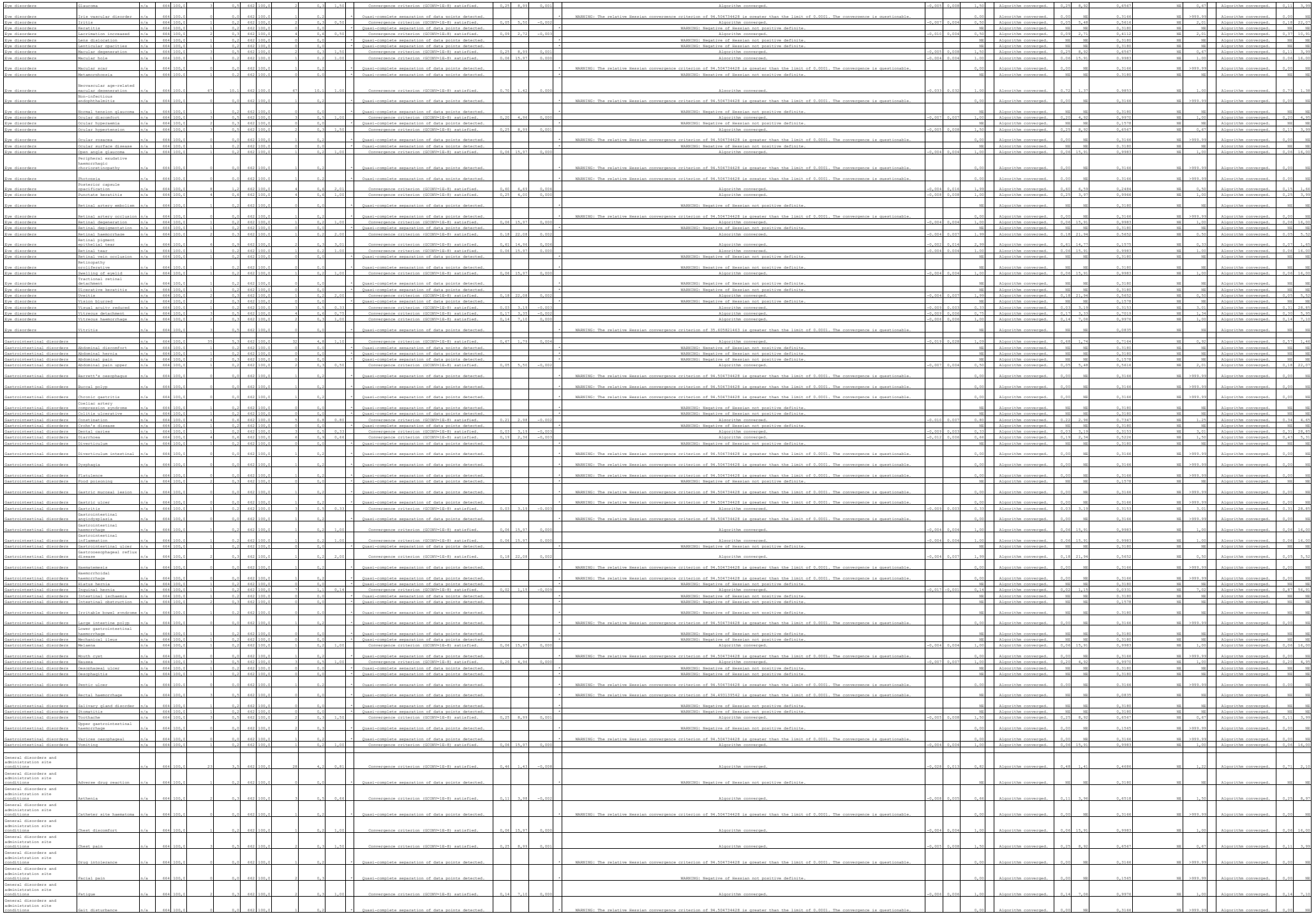

| | | |

| | | |

| | | |

| | | |



| | | |

Vascular disorders	Blood pressure inadequately controlled	n/a	664	100,0	1	0,2	662	100,0	1	0,2		*	Quasi-complete separation of data points detected.				*	WARNING: The relative Hessian convergence criterion of 94.504734428 is greater than the limit of 0.0001. The convergence is questionable.			0,00		Algorithm converged.	0,00	NE	0,3166	NE	>999,99		Algorithm converged.	0,00	NE
Vascular disorders	Deep vein thrombosis	n/a	664	100,0	2	0,3	662	100,0	3	0,5	0,66		Convergence criterion (GCONV=1E-8) satisfied.	0,11	3,98	-0,002		Algorithm converged.	-0,008	0,005	0,66		Algorithm converged.	0,11	3,98	0,6518	NE	1,50		Algorithm converged.	0,25	8,97
Vascular disorders	Diabetic vascular disorder	n/a	664	100,0	0	0,0	662	100,0	1	0,2		*	Quasi-complete separation of data points detected.				*	WARNING: The relative Hessian convergence criterion of 94.504734428 is greater than the limit of 0.0001. The convergence is questionable.			0,00		Algorithm converged.	0,00	NE	0,3166	NE	>999,99		Algorithm converged.	0,00	NE
Vascular disorders	Giant cell arteritis	n/a	664	100,0	0	0,0	662	100,0	1	0,2		*	Quasi-complete separation of data points detected.				*	WARNING: The relative Hessian convergence criterion of 94.504734428 is greater than the limit of 0.0001. The convergence is questionable.			0,00		Algorithm converged.	0,00	NE	0,3166	NE	>999,99		Algorithm converged.	0,00	NE
Vascular disorders	Haematoma	n/a	664	100,0	1	0,2	662	100,0	1	0,2	1,00		Convergence criterion (GCONV=1E-8) satisfied.	0,06	15,97	0,000		Algorithm converged.	-0,004	0,004	1,00		Algorithm converged.	0,06	15,91	0,9983	NE	1,00		Algorithm converged.	0,06	16,00
Vascular disorders	Hypertension	n/a	664	100,0	18	2,8	662	100,0	13	2,0	1,23		Convergence criterion (GCONV=1E-8) satisfied.	0,59	2,59	0,004		Algorithm converged.	-0,011	0,020	1,23		Algorithm converged.	0,59	2,53	0,5790	NE	0,91		Algorithm converged.	0,83	1,69
Vascular disorders	Hypertensive crisis	n/a	664	100,0	1	0,2	662	100,0	2	0,3		*	Quasi-complete separation of data points detected.				*	WARNING: Negative of Hessian not positive definite.			NE		Algorithm converged.	NE	NE	0,3180	NE	NE		Algorithm converged.	NE	NE
Vascular disorders	Hypertensive urgency	n/a	664	100,0	1	0,2	662	100,0	3	0,5		*	Quasi-complete separation of data points detected.				*	WARNING: Negative of Hessian not positive definite.			NE		Algorithm converged.	NE	NE	0,3180	NE	NE		Algorithm converged.	NE	NE
Vascular disorders	Hypotension	n/a	664	100,0	0	0,0	662	100,0	2	0,3		*	Quasi-complete separation of data points detected.				*	WARNING: Negative of Hessian not positive definite.			0,00		Algorithm converged.	0,00	NE	0,1565	NE	>999,99		Algorithm converged.	0,00	NE
Vascular disorders	Lymphoedema	n/a	664	100,0	1	0,2	662	100,0	2	0,3		*	Quasi-complete separation of data points detected.				*	WARNING: Negative of Hessian not positive definite.			0,00		Algorithm converged.	0,00	NE	0,1565	NE	>999,99		Algorithm converged.	0,00	NE
Vascular disorders	Orthostatic hypertension	n/a	664	100,0	0	0,0	662	100,0	1	0,2		*	Quasi-complete separation of data points detected.				*	WARNING: The relative Hessian convergence criterion of 94.504734428 is greater than the limit of 0.0001. The convergence is questionable.			0,00		Algorithm converged.	0,00	NE	0,3166	NE	>999,99		Algorithm converged.	0,00	NE
Vascular disorders	Orthostatic hypotension	n/a	664	100,0	1	0,2	662	100,0	3	0,5	0,33		Convergence criterion (GCONV=1E-8) satisfied.	0,03	3,19	-0,003		Algorithm converged.	-0,009	0,003	0,33		Algorithm converged.	0,03	3,19	0,3153	NE	3,91		Algorithm converged.	0,31	28,85
Vascular disorders	Peripheral ischaemia	n/a	664	100,0	0	0,0	662	100,0	1	0,2		*	Quasi-complete separation of data points detected.				*	WARNING: The relative Hessian convergence criterion of 94.504734428 is greater than the limit of 0.0001. The convergence is questionable.			0,00		Algorithm converged.	0,00	NE	0,3166	NE	>999,99		Algorithm converged.	0,00	NE
Vascular disorders	Peripheral venous disease	n/a	664	100,0	1	0,2	662	100,0	1	0,2	1,00		Convergence criterion (GCONV=1E-8) satisfied.	0,06	15,97	0,000		Algorithm converged.	-0,004	0,004	1,00		Algorithm converged.	0,06	15,91	0,9983	NE	1,00		Algorithm converged.	0,06	16,00
Vascular disorders	Phlebitis	n/a	664	100,0	0	0,0	662	100,0	1	0,2		*	Quasi-complete separation of data points detected.				*	WARNING: The relative Hessian convergence criterion of 94.504734428 is greater than the limit of 0.0001. The convergence is questionable.			0,00		Algorithm converged.	0,00	NE	0,3166	NE	>999,99		Algorithm converged.	0,00	NE
Vascular disorders	Thrombophlebitis	n/a	664	100,0	2	0,3	662	100,0	0	0,0		*	Quasi-complete separation of data points detected.				*	WARNING: Negative of Hessian not positive definite.			NE		Algorithm converged.	NE	NE	0,1578	NE	NE		Algorithm converged.	NE	NE
Vascular disorders	Thrombosis	n/a	664	100,0	1	0,2	662	100,0	0	0,0		*	Quasi-complete separation of data points detected.				*	WARNING: Negative of Hessian not positive definite.			NE		Algorithm converged.	NE	NE	0,3180	NE	NE		Algorithm converged.	NE	NE
Vascular disorders	Varicose vein	n/a	664	100,0	1	0,2	662	100,0	1	0,2	1,00		Convergence criterion (GCONV=1E-8) satisfied.	0,06	15,97	0,000		Algorithm converged.	-0,004	0,004	1,00		Algorithm converged.	0,06	15,91	0,9983	NE	1,00		Algorithm converged.	0,06	16,00
Vascular disorders	Venous thrombosis limb	n/a	664	100,0	1	0,2	662	100,0	0	0,0		*	Quasi-complete separation of data points detected.				*	WARNING: Negative of Hessian not positive definite.			NE		Algorithm converged.	NE	NE	0,3180	NE	NE		Algorithm converged.	NE	NE

Only AEs of highest severity are counted.
Test for interaction based on RR (Log-binomial regression)
* indicates convergence problem. Result is uninterpretable.
Clinical cut-off: TENAYA 24MAR2022 and LUCERNE 23MAR2022

Program: root/clinical_studies/RO6867461/CD97716/share/ACE_pool_nAMD_CSR_Final/prod/program/t_ae_raw_soc.sas
Output: root/clinical_studies/RO6867461/CD97716/share/ACE_pool_nAMD_CSR_Final/prod/output/t_ae_raw_soc_ag_WNDOAE_SE_MAR2022_nAMD.xls
30APR2022 10:18

POPULATION: Safety-Evaluable Population
ENDPOINT: Moderate AEs throughout the Entire Study
MODEL: Unstratified analysis
STUDY: GR40306 & GR40844
Dichotomous Analysis (Safety)

Study

			Parsimab (N=664)				Aflibercept (N=662)				Parsimab vs. Aflibercept														Aflibercept vs. Parsimab			
			Patients		Patients with Event		Patients		Patients with Event		Odds Ratio				Absolute Risk Difference				Relative Risk						Relative Risk			
MedDRA System Organ Class	MedDRA Preferred Term	Level	n	%	n	%	n	%	n	%	Odds Ratio	Convergence Reason	95% Lower CL	95% Upper CL	Absolute Risk	Convergence Reason	95% Lower CL	95% Upper CL	Relative Risk	Convergence Reason	95% Lower CL	95% Upper CL	p-value (Cochran-Mantel-Haenszel)	Interaction Test p-value (likelihood ratio)	Relative Risk	Convergence Reason	95% Lower CL	95% Upper CL
Blood and lymphatic system disorders		Tenaya	333	50,2	3	0,9	336	50,8	0	0,0	1,01	Convergence criterion (GCONV=1E-8) satisfied.	0,20	5,04	0,000	Algorithm converged.	-0,016	0,016	1,01	Algorithm converged.	0,21	4,96	0,9912	0,4783	0,99	Algorithm converged.	0,20	4,88
Blood and lymphatic system disorders		Lucerne	331	49,8	4	1,2	326	49,2	0	0,0	2,5	Convergence criterion (GCONV=1E-8) satisfied.	0,14	1,61	-0,012	Algorithm converged.	-0,033	0,006	0,49	Algorithm converged.	0,13	1,62	0,2336		2,53	Algorithm converged.	0,62	6,68
Blood and lymphatic system disorders	Anaemia	Tenaya	333	50,2	1	0,3	336	50,8	1	0,3	0,33	Convergence criterion (GCONV=1E-8) satisfied.	0,01	3,23	-0,006	Algorithm converged.	-0,018	0,006	0,34	Algorithm converged.	0,04	3,22	0,3208	0,1930	2,97	Algorithm converged.	0,31	28,44
Blood and lymphatic system disorders	Anaemia	Lucerne	331	49,8	4	1,2	326	49,2	2	0,6	1,98	Convergence criterion (GCONV=1E-8) satisfied.	0,36	10,89	0,006	Algorithm converged.	-0,009	0,020	1,97	Algorithm converged.	0,36	10,68	0,4232		0,51	Algorithm converged.	0,09	2,75
Blood and lymphatic system disorders	Anaemia vitamin B12 deficiency	Tenaya	333	50,2	1	0,3	336	50,8	0	0,0	*	Quasi-complete separation of data points detected.			*	WARNING: Negative of Hessian not positive definite.			NE	Algorithm converged.	NE	NE	0,3151	NE	NE	Algorithm converged.	NE	NE
Blood and lymphatic system disorders	Anaemia vitamin B12 deficiency	Lucerne	331	49,8	0	0,0	326	49,2	0	0,0	NE		NE	NE	NE	NE	NE	NE	NE	NE	NE	NE	NE	NE	NE	NE	NE	NE
Blood and lymphatic system disorders	Blood loss anaemia	Tenaya	333	50,2	0	0,0	336	50,8	0	0,0	NE		NE	NE	NE	NE	NE	NE	NE	NE	NE	NE	NE	NE	NE	NE	NE	NE
Blood and lymphatic system disorders	Blood loss anaemia	Lucerne	331	49,8	0	0,0	326	49,2	1	0,3	*	Quasi-complete separation of data points detected.			*	ERROR: The mean parameter is either invalid or at a limit of its range for some observations.			0,00	Algorithm converged.	0,00	NE	0,3136		>999,99	Algorithm converged.	0,00	NE
Blood and lymphatic system disorders	Febrile neutropenia	Tenaya	333	50,2	0	0,0	336	50,8	0	0,0	NE		NE	NE	NE	NE	NE	NE	NE	NE	NE	NE	NE	NE	NE	NE	NE	NE
Blood and lymphatic system disorders	Febrile neutropenia	Lucerne	331	49,8	0	0,0	326	49,2	1	0,3	*	Quasi-complete separation of data points detected.			*	ERROR: The mean parameter is either invalid or at a limit of its range for some observations.			0,00	Algorithm converged.	0,00	NE	0,3136		>999,99	Algorithm converged.	0,00	NE
Blood and lymphatic system disorders	Hilar lymphadenopathy	Tenaya	333	50,2	0	0,0	336	50,8	0	0,0	NE		NE	NE	NE	NE	NE	NE	NE	NE	NE	NE	NE	NE	NE	NE	NE	NE
Blood and lymphatic system disorders	Hilar lymphadenopathy	Lucerne	331	49,8	0	0,0	326	49,2	1	0,3	*	Quasi-complete separation of data points detected.			*	ERROR: The mean parameter is either invalid or at a limit of its range for some observations.			0,00	Algorithm converged.	0,00	NE	0,3136		>999,99	Algorithm converged.	0,00	NE
Blood and lymphatic system disorders	Iron deficiency anaemia	Tenaya	333	50,2	1	0,3	336	50,8	0	0,0	*	Quasi-complete separation of data points detected.			*	WARNING: Negative of Hessian not positive definite.			NE	Algorithm converged.	NE	NE	0,3151	0,9843	NE	Algorithm converged.	NE	NE
Blood and lymphatic system disorders	Iron deficiency anaemia	Lucerne	331	49,8	0	0,0	326	49,2	1	0,3	*	Quasi-complete separation of data points detected.			*	ERROR: The mean parameter is either invalid or at a limit of its range for some observations.			0,00	Algorithm converged.	0,00	NE	0,3136		>999,99	Algorithm converged.	0,00	NE
Blood and lymphatic system disorders	Leukocytosis	Tenaya	333	50,2	0	0,0	336	50,8	0	0,0	NE		NE	NE	NE	NE	NE	NE	NE	NE	NE	NE	NE	NE	NE	NE	NE	NE
Blood and lymphatic system disorders	Leukocytosis	Lucerne	331	49,8	0	0,0	326	49,2	1	0,3	*	Quasi-complete separation of data points detected.			*	ERROR: The mean parameter is either invalid or at a limit of its range for some observations.			0,00	Algorithm converged.	0,00	NE	0,3136		>999,99	Algorithm converged.	0,00	NE
Blood and lymphatic system disorders	Pancytopenia	Tenaya	333	50,2	0	0,0	336	50,8	0	0,0	NE		NE	NE	NE	NE	NE	NE	NE	NE	NE	NE	NE	NE	NE	NE	NE	NE
Blood and lymphatic system disorders	Pancytopenia	Lucerne	331	49,8	0	0,0	326	49,2	1	0,3	*	Quasi-complete separation of data points detected.			*	ERROR: The mean parameter is either invalid or at a limit of its range for some observations.			0,00	Algorithm converged.	0,00	NE	0,3136		>999,99	Algorithm converged.	0,00	NE
Blood and lymphatic system disorders	Thrombocytopenia	Tenaya	333	50,2	0	0,0	336	50,8	0	0,0	NE		NE	NE	NE	NE	NE	NE	NE	NE	NE	NE	NE	NE	NE	NE	NE	NE
Blood and lymphatic system disorders	Thrombocytopenia	Lucerne	331	49,8	0	0,0	326	49,2	1	0,3	*	Quasi-complete separation of data points detected.			*	ERROR: The mean parameter is either invalid or at a limit of its range for some observations.			0,00	Algorithm converged.	0,00	NE	0,3136		>999,99	Algorithm converged.	0,00	NE
Cardiac disorders		Tenaya	333	50,2	10	3,0	336	50,8	13	3,9	0,73	Convergence criterion (GCONV=1E-8) satisfied.	0,33	1,78	-0,009	Algorithm converged.	-0,036	0,019	0,78	Algorithm converged.	0,33	1,73	0,5321	0,3838	1,29	Algorithm converged.	0,57	2,90
Cardiac disorders		Lucerne	331	49,8	13	3,9	326	49,2	10	3,1	1,29	Convergence criterion (GCONV=1E-8) satisfied.	0,56	2,99	0,009	Algorithm converged.	-0,019	0,037	1,28	Algorithm converged.	0,57	2,89	0,5490		0,78	Algorithm converged.	0,35	1,76
Cardiac disorders	Acute left ventricular failure	Tenaya	333	50,2	0	0,0	336	50,8	1	0,3	*	Quasi-complete separation of data points detected.			*	ERROR: The mean parameter is either invalid or at a limit of its range for some observations.			0,00	Algorithm converged.	0,00	NE	0,3195	NE	>999,99	Algorithm converged.	0,00	NE
Cardiac disorders	Acute left ventricular failure	Lucerne	331	49,8	0	0,0	326	49,2	0	0,0	NE		NE	NE	NE	NE	NE	NE	NE	NE	NE	NE	NE	NE	NE	NE	NE	NE
Cardiac disorders	Acute myocardial infarction	Tenaya	333	50,2	0	0,0	336	50,8	0	0,0	NE		NE	NE	NE	NE	NE	NE	NE	NE	NE	NE	NE	NE	NE	NE	NE	NE
Cardiac disorders	Acute myocardial infarction	Lucerne	331	49,8	0	0,0	326	49,2	1	0,3	*	Quasi-complete separation of data points detected.			*	ERROR: The mean parameter is either invalid or at a limit of its range for some observations.			0,00	Algorithm converged.	0,00	NE	0,3138		>999,99	Algorithm converged.	0,00	NE
Cardiac disorders	Angina pectoris	Tenaya	333	50,2	1	0,3	336	50,8	0	0,0	*	Quasi-complete separation of data points detected.			*	WARNING: Negative of Hessian not positive definite.			NE	Algorithm converged.	NE	NE	0,3151	1,0000	NE	Algorithm converged.	NE	NE
Cardiac disorders	Angina pectoris	Lucerne	331	49,8	2	0,6	326	49,2	0	0,0	*	Quasi-complete separation of data points detected.			*	WARNING: Negative of Hessian not positive definite.			NE	Algorithm converged.	NE	NE	0,1602		NE	Algorithm converged.	NE	NE
Cardiac disorders	Aortic valve incompetence	Tenaya	333	50,2	0	0,0	336	50,8	0	0,0	NE		NE	NE	NE	NE	NE	NE	NE	NE	NE	NE	NE	NE	NE	NE	NE	NE
Cardiac disorders	Aortic valve incompetence	Lucerne	331	49,8	0	0,0	326	49,2	1	0,3	*	Quasi-complete separation of data points detected.			*	ERROR: The mean parameter is either invalid or at a limit of its range for some observations.			0,00	Algorithm converged.	0,00	NE	0,3136		>999,99	Algorithm converged.	0,00	NE
Cardiac disorders	Arrhythmia	Tenaya	333	50,2	0	0,0	336	50,8	0	0,0	NE		NE	NE	NE	NE	NE	NE	NE	NE	NE	NE	NE	NE	NE	NE	NE	NE
Cardiac disorders	Arrhythmia	Lucerne	331	49,8	0	0,0	326	49,2	1	0,3	*	Quasi-complete separation of data points detected.			*	ERROR: The mean parameter is either invalid or at a limit of its range for some observations.			0,00	Algorithm converged.	0,00	NE	0,3195	NE	>999,99	Algorithm converged.	0,00	NE
Cardiac disorders	Arteriosclerosis coronary artery	Tenaya	333	50,2	0	0,0	336	50,8	0	0,0	NE		NE	NE	NE	NE	NE	NE	NE	NE	NE	NE	NE	NE	NE	NE	NE	NE
Cardiac disorders	Arteriosclerosis coronary artery	Lucerne	331	49,8	0	0,0	326	49,2	2	0,6	*	Quasi-complete separation of data points detected.			*	ERROR: The mean parameter is either invalid or at a limit of its range for some observations.			0,00	Algorithm converged.	0,00	NE	0,1538		>999,99	Algorithm converged.	0,00	NE
Cardiac disorders	Atrial fibrillation	Tenaya	333	50,2	4	1,2	336	50,8	6	1,8	0,67	Convergence criterion (GCONV=1E-8) satisfied.	0,19	2,38	-0,006	Algorithm converged.	-0,024	0,013	0,67	Algorithm converged.	0,19	2,36	0,5336	0,8641	1,49	Algorithm converged.	0,42	5,22
Cardiac disorders	Atrial fibrillation	Lucerne	331	49,8	4	1,2	326	49,2	5	1,5	0,79	Convergence criterion (GCONV=1E-8) satisfied.	0,21	2,95	-0,003	Algorithm converged.	-0,021	0,015	0,79	Algorithm converged.	0,21	2,91	0,7201		1,27	Algorithm converged.	0,34	4,68
Cardiac disorders	Atrial flutter	Tenaya	333	50,2	1	0,3	336	50,8	0	0,0	*	Quasi-complete separation of data points detected.			*	WARNING: Negative of Hessian not positive definite.			NE	Algorithm converged.	NE	NE	0,3151	1,0000	NE	Algorithm converged.	NE	NE
Cardiac disorders	Atrial flutter	Lucerne	331	49,8	1	0,3	326	49,2	0	0,0	*	Quasi-complete separation of data points detected.			*	WARNING: The relative Hessian convergence criterion of 31.5992737752 is greater than the limit of 0.0001. The convergence is questionable.			NE	Algorithm converged.	NE	NE	0,3210		NE	Algorithm converged.	NE	NE
Cardiac disorders	Bradycardia	Tenaya	333	50,2	0	0,0	336	50,8	0	0,0	NE		NE	NE	NE	NE	NE	NE	NE	NE	NE	NE	NE	NE	NE	NE	NE	NE
Cardiac disorders	Bradycardia	Lucerne	331	49,8	1	0,3	326	49,2	0	0,0	*	Quasi-complete separation of data points detected.			*	WARNING: The relative Hessian convergence criterion of 31.5992737752 is greater than the limit of 0.0001. The convergence is questionable.			NE	Algorithm converged.	NE	NE	0,3210		NE	Algorithm converged.	NE	NE
Cardiac disorders	Cardiac failure	Tenaya	333	50,2	1	0,3	336	50,8	3	0,9	2,91	Convergence criterion (GCONV=1E-8) satisfied.	0,06	14,26	0,000	Algorithm converged.	-0,008	0,008	1,01	Algorithm converged.	0,06	14,06	0,9949	0,9007	0,98	Algorithm converged.	0,06	15,78
Cardiac disorders	Cardiac failure	Lucerne	331	49,8	1	0,3	326	49,2	0	0,0	*	Quasi-complete separation of data points detected.			*	WARNING: The relative Hessian convergence criterion of 31.5992737961 is greater than the limit of 0.0001. The convergence is questionable.			NE	Algorithm converged.	NE	NE	0,3210		NE	Algorithm converged.	NE	NE
Cardiac disorders	Cardiac failure chronic	Tenaya	333	50,2	1	0,3	336	50,8	0	0,0	*	Quasi-complete separation of data points detected.			*	WARNING: Negative of Hessian not positive definite.			NE	Algorithm converged.	NE	NE	0,3151	NE	NE	Algorithm converged.	NE	NE
Cardiac disorders	Cardiac failure chronic	Lucerne	331	49,8	0	0,0	326	49,2	0	0,0	NE		NE	NE	NE	NE	NE	NE	NE	NE	NE	NE	NE	NE	NE	NE	NE	NE
Cardiac disorders	Cardiac failure congestive	Tenaya	333	50,2	0	0,0	336	50,8	1	0,3	*	Quasi-complete separation of data points detected.			*	ERROR: The mean parameter is either invalid or at a limit of its range for some observations.			0,00	Algorithm converged.	0,00	NE	0,3195	0,2685	>999,99	Algorithm converged.	0,00	NE
Cardiac disorders	Cardiac failure congestive	Lucerne	331	49,8	3	0,9	326	49,2	3	0,9	0,98	Convergence criterion (GCONV=1E-8) satisfied.	0,20	4,91	0,000	Algorithm converged.	-0,015	0,014	0,98	Algorithm converged.	0,20	4,84	0,9851		1,00	Algorithm converged.	0,21	4,99
Cardiac disorders	Cardiac tamponade	Tenaya	333	50,2	1	0,3	336	50,8	0	0,0	*	Quasi-complete separation of data points detected.			*	WARNING: Negative of Hessian not positive definite.			NE	Algorithm converged.	NE	NE	0,3151	NE	NE	Algorithm converged.	NE	NE
Cardiac disorders	Cardiac tamponade	Lucerne	331	49,8	0	0,0	326	49,2	0	0,0	NE		NE	NE	NE	NE	NE	NE	NE	NE	NE	NE	NE	NE	NE	NE	NE	NE
Cardiac disorders	Cardiovascular disorder	Tenaya	333	50,2	0	0,0	336	50,8	0	0,0	NE		NE	NE	NE	NE	NE	NE	NE	NE	NE	NE	NE	NE	NE	NE	NE	NE
Cardiac disorders	Cardiovascular disorder	Lucerne	331	49,8	0	0,0	326	49,2	1	0,3	*	Quasi-complete separation of data points detected.			*	ERROR: The mean parameter is either invalid or at a limit of its range for some observations.			0,00	Algorithm converged.	0,00	NE	0,3136		>999,99	Algorithm converged.	0,00	NE
Cardiac disorders	Chronic coronary syndrome	Tenaya	333	50,2	0	0,0	336	50,8	1	0,3	*	Quasi-complete separation of data points detected.			*	ERROR: The mean parameter is either invalid or at a limit of its range for some observations.			0,00	Algorithm converged.	0,00	NE	0,3195	NE	>999,99	Algorithm converged.	0,00	NE
Cardiac disorders	Chronic coronary syndrome	Lucerne	331	49,8	0	0,0	326	49,2	0	0,0	NE		NE	NE	NE	NE	NE	NE	NE	NE	NE	NE	NE	NE	NE	NE	NE	NE
Cardiac disorders	Chronic left ventricular failure	Tenaya	333	50,2	0	0,0	336	50,8	1	0,3	*	Quasi-complete separation of data points detected.			*	ERROR: The mean parameter is either invalid or at a limit of its range for some observations.			0,00	Algorithm converged.	0,00	NE	0,3195	1,0000	>999,99	Algorithm converged.	0,00	NE
Cardiac disorders	Chronic left ventricular failure	Lucerne	331	49,8	0	0,0	326	49,2	1	0,3	*	Quasi-complete separation of data points detected.			*	ERROR: The mean parameter is either invalid or at a limit of its range for some observations.			0,00	Algorithm converged.	0,00	NE	0,3136		>999,99	Algorithm converged.	0,00	NE
Cardiac disorders	Cor pulmonale	Tenaya	333	50,2	1	0,3	336	50,8	0	0,0	*	Quasi-complete separation of data points detected.			*	WARNING: Negative of Hessian not positive definite.			NE	Algorithm converged.	NE	NE	0,3151	NE	NE	Algorithm converged.	NE	NE
Cardiac disorders	Cor pulmonale	Lucerne	331	49,8	0	0,0	326	49,2	0	0,0	NE		NE	NE	NE	NE	NE	NE	NE	NE	NE	NE	NE	NE	NE	NE	NE	NE
Cardiac disorders	Coronary artery disease	Tenaya	333	50,2	1	0,3	336	50,8	1	0,3	1,01	Convergence criterion (GCONV=1E-8) satisfied.	0,06	14,26	0,000	Algorithm converged.	-0,008	0,008	1,01	Algorithm converged.	0,06	14,06	0,9949	0,1910	0,99	Algorithm converged.	0,06	15,78
Cardiac disorders	Coronary artery disease	Lucerne	331	49,8	2	0,6	326	49,2	0	0,0	*	Quasi-complete separation of data points detected.			*	WARNING: Negative of Hessian not positive definite.			NE	Algorithm converged.	NE	NE	0,1602		NE	Algorithm converged.	NE	NE
Cardiac disorders	Left ventricular failure	Tenaya	333	50,2	0	0,0	336	50,8	1	0,3	*	Quasi-complete separation of data points detected.			*	ERROR: The mean parameter is either invalid or at a limit of its range for some observations.			0,00	Algorithm converged.	0,00	NE	0,3195	NE	>999,99	Algorithm converged.	0,00	NE
Cardiac disorders	Left ventricular failure	Lucerne	331	49,8	0	0,0	326	49,2	0	0,0	NE		NE	NE	NE	NE	NE	NE	NE	NE	NE	NE	NE	NE	NE	NE	NE	NE
Cardiac disorders	Mitral valve incompetence	Tenaya	333	50,2	0	0,0	336	50,8	1	0,3	*	Quasi-complete separation of data points detected.			*	ERROR: The mean parameter is either invalid or at a limit of its range for some observations.			0,00	Algorithm converged.	0,00	NE	0,3195	NE	>999,99	Algorithm converged.	0,00	NE
Cardiac disorders	Mitral valve incompetence	Lucerne	331	49,8	0	0,0	326	49,2	0	0,0	NE		NE	NE	NE	NE	NE	NE	NE	NE	NE	NE	NE	NE	NE	NE	NE	NE
Cardiac disorders	Mitral valve prolapse	Tenaya	333	50,2	0	0,0	336	50,8	1	0,3	*	Quasi-complete separation of data points detected.			*	ERROR: The mean parameter is either invalid or at a limit of its range for some observations.			0,00	Algorithm converged.	0,00	NE	0,3195	NE	>999,99	Algorithm converged.	0,00	NE
Cardiac disorders	Mitral valve prolapse	Lucerne	331	49,8	0	0,0	326	49,2	0	0,0	NE		NE	NE	NE	NE	NE	NE	NE	NE	NE	NE	NE	NE	NE	NE	NE	NE
Cardiac disorders	Palpitations	Tenaya	333	50,2	1	0,3	336	50,8	0	0,0	*	Quasi-complete separation of data points detected.			*	WARNING: Negative of Hessian not positive definite.			NE	Algorithm converged.	NE	NE	0,3151	NE	NE	Algorithm converged.	NE	NE
Cardiac disorders	Palpitations	Lucerne	331	49,8	0	0,0	326	49,2	0	0,0	NE		NE	NE	NE	NE	NE	NE	NE	NE	NE	NE	NE	NE	NE	NE	NE	NE
Cardiac disorders	Pericardial effusion	Tenaya	333	50,2	0	0,0	336	50,8	0	0,0	NE		NE	NE	NE	NE	NE	NE	NE	NE	NE	NE	NE	NE	NE	NE	NE	NE
Cardiac disorders	Pericardial effusion	Lucerne	331	49,8	1	0,3	326	49,2	0	0,0	*	Quasi-complete separation of data points detected.			*	WARNING: The relative Hessian convergence criterion of 31.5992737961 is greater than the limit of 0.0001. The convergence is questionable.			NE	Algorithm converged.	NE	NE	0,3210		NE	Algorithm converged.	NE	NE
Cardiac disorders	Sinus node dysfunction	Tenaya	333	50,2	0	0,0	336	50,8	1	0,3	*	Quasi-complete separation of data points detected.			*	ERROR: The mean parameter is either invalid or at a limit of its range for some observations.			0,00	Algorithm converged.	0,00	NE	0,3195	0,9972	>999,99	Algorithm converged.	0,00	NE
Cardiac disorders	Sinus node dysfunction	Lucerne	331	49,8	1	0,3	326	49,2	0	0,0	*	Quasi-complete separation of data points detected.			*	WARNING: The relative Hessian convergence criterion of 31.5992737752 is greater than the limit of 0.0001. The convergence is questionable.			NE	Algorithm converged.	NE	NE	0,3210		NE	Algorithm converged.	NE	NE
Cardiac disorders	Tachycardia	Tenaya	333	50,2	0	0,0	336	50,8	1	0,3	*	Quasi-complete separation of data points detected.			*	ERROR: The mean parameter is either invalid or at a limit of its range for some observations.			0,00	Algorithm converged.	0,00	NE	0,3195	NE	>999,99	Algorithm converged.	0,00	NE
Cardiac disorders	Tachycardia	Lucerne	331	49,8	0	0,0	326	49,2	0	0,0	NE		NE	NE	NE	NE	NE	NE	NE	NE	NE	NE	NE	NE	NE	NE	NE	NE
Cardiac disorders	Ventricular extrasystoles	Tenaya	333	50,2	0	0,0	336	50,8	0	0,0	NE		NE	NE	NE	NE	NE	NE	NE	NE	NE	NE	NE	NE	NE	NE	NE	NE
Cardiac disorders	Ventricular extrasystoles	Lucerne	331	49,8	1	0,3	326	49,2	0	0,0	*	Quasi-complete separation of data points detected.			*	WARNING: The relative Hessian convergence criterion of 31.5992740661 is greater than the limit of 0.0001. The convergence is questionable.			NE	Algorithm converged.	NE	NE	0,3210		NE	Algorithm converged.	NE	NE
Cardiac disorders	Ventricular fibrillation	Tenaya	333	50,2	0	0,0	336	50,8	0	0,0	NE		NE	NE	NE	NE	NE	NE	NE	NE	NE	NE	NE	NE	NE	NE	NE	NE
Cardiac disorders	Ventricular fibrillation	Lucerne	331	49,8	1	0,3	326	49,2	0	0,0	*	Quasi-complete separation of data points detected.			*	WARNING: The relative Hessian convergence criterion of 31.5992740661 is greater than the limit of 0.0001. The convergence is questionable.			NE	Algorithm converged.	NE	NE	0,3210		NE	Algorithm converged.	NE	NE
Cardiac disorders	Ventricular tachycardia	Tenaya	333	50,2	1	0,3	336	50,8	0	0,0	*	Quasi-complete separation of data points detected.			*	WARNING: Negative of Hessian not positive definite.			NE	Algorithm converged.	NE	NE	0,3151	NE	NE	Algorithm converged.	NE	NE
Cardiac disorders	Ventricular tachycardia	Lucerne	331	49,8	0	0,0	326	49,2	0	0,0	NE		NE	NE	NE	NE	NE	NE	NE	NE	NE	NE	NE	NE	NE	NE	NE	NE
Ear and labyrinth disorders		Tenaya	333	50,2	4	1,2	336	50,8	4	1,2	1,01	Convergence criterion (GCONV=1E-8) satisfied.	0,25	4,07	0,000	Algorithm converged.	-0,016	0,017	1,01	Algorithm converged.	0,25	4,00	0,9808	0,7980	0,99	Algorithm converged.	0,25	3,93
Ear and labyrinth disorders		Lucerne	331	49,8	4	1,2	326	49,2	3	0,9	1,32	Convergence criterion (GCONV=1E-8) satisfied.	0,29	5,91	0,003	Algorithm converged.	-0,013	0,019	1,31	Algorithm converged.	0,30	5,82	0,7192		0,76	Algorithm converged.	0,17	3,38
Ear and labyrinth disorders	Cerumen impaction	Tenaya	333	50,2	0	0,0	336	50,8	1	0,3	*	Quasi-complete separation of data points detected.			*	ERROR: The mean parameter is either invalid or at a limit of its range for some observations.			0,00	Algorithm converged.	0,00	NE	0,3195	NE	>999,99	Algorithm converged.	0,00	NE
Ear and labyrinth disorders	Cerumen impaction	Lucerne	331	49,8	0	0,0	326	49,2	0	0,0	NE		NE	NE	NE	NE	NE	NE	NE	NE	NE	NE	NE	NE	NE	NE	NE	NE
Ear and labyrinth disorders	Ear pain	Tenaya	333	50,2	0	0,0	336	50,8	1	0,3	*	Quasi-complete separation of data points detected.			*	ERROR: The mean parameter is either invalid or at a limit of its range for some observations.			0,00	Algorithm converged.	0,00	NE	0,3195	0,9515	>999,99	Algorithm converged.	0,00	NE
Ear and labyrinth disorders	Ear pain	Lucerne	331	49,8	2	0,6	326	49,2	0	0,0	*	Quasi-complete separation of data points detected.			*	WARNING: Negative of Hessian not positive definite.			NE	Algorithm converged.	NE	NE	0,1602		NE	Algorithm converged.	NE	NE
Ear and labyrinth disorders	Tinnitus	Tenaya	333	50,2	1	0,3	336	50,8	0	0,0	*	Quasi-complete separation of data points detected.			*	WARNING: Negative of Hessian not positive definite.			NE	Algorithm converged.	NE	NE	0,3151	NE	NE	Algorithm converged.	NE	NE
Ear and labyrinth disorders	Tinnitus	Lucerne	331	49,8	0	0,0	326	49,2	0	0,0	NE		NE	NE	NE	NE	NE	NE	NE	NE	NE	NE	NE	NE	NE	NE	NE	NE
Ear and labyrinth disorders	Vertigo	Tenaya	333	50,2	3	0,9	336	50,8	2	0,6	1,52	Convergence criterion (GCONV=1E-8) satisfied.	0,25	9,14	0,003	Algorithm converged.	-0,010	0,016	1,51	Algorithm converged.	0,25	9,00	0,6465	0,7497	0,66	Algorithm converged.	0,11	3,93

| | | |

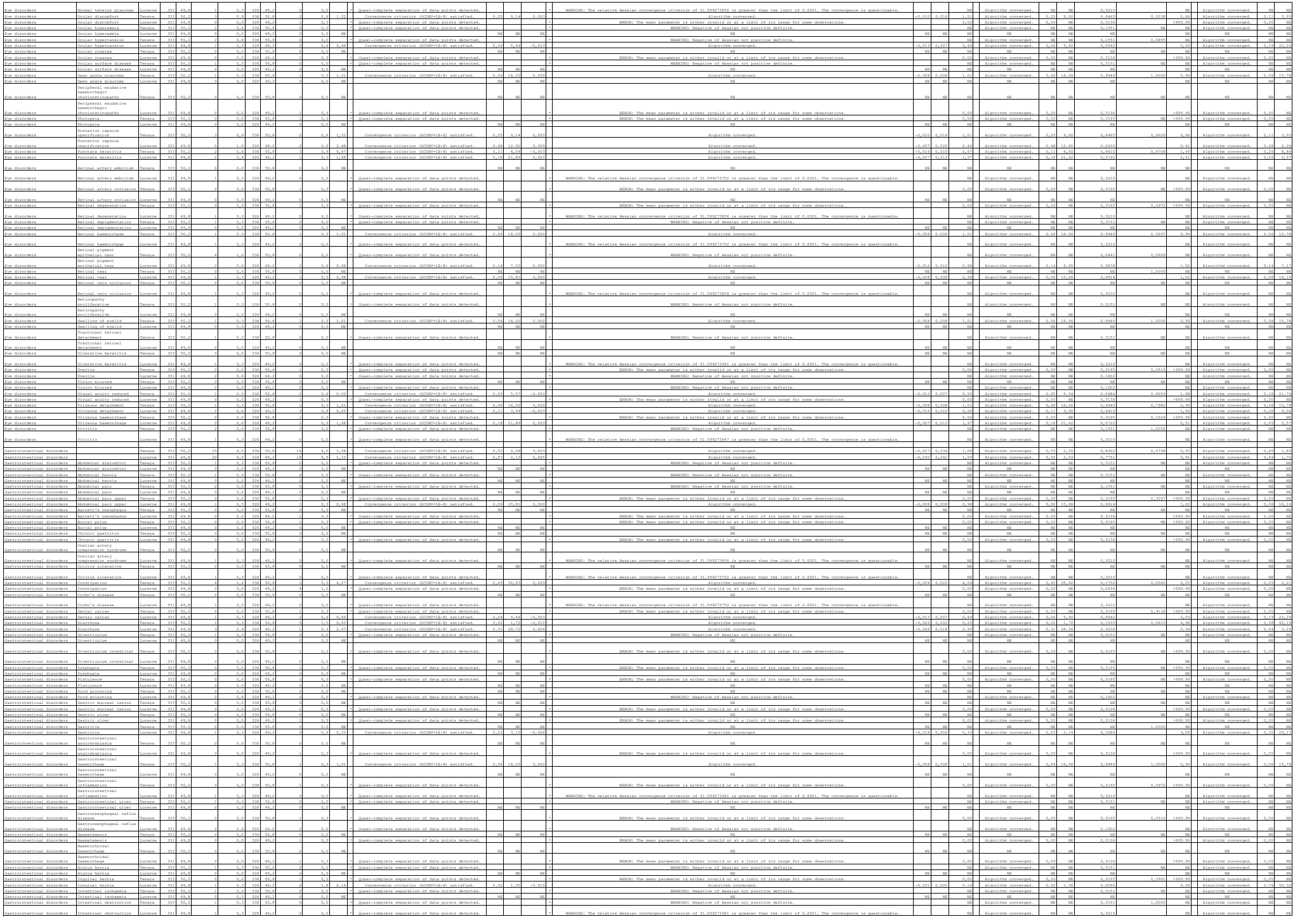

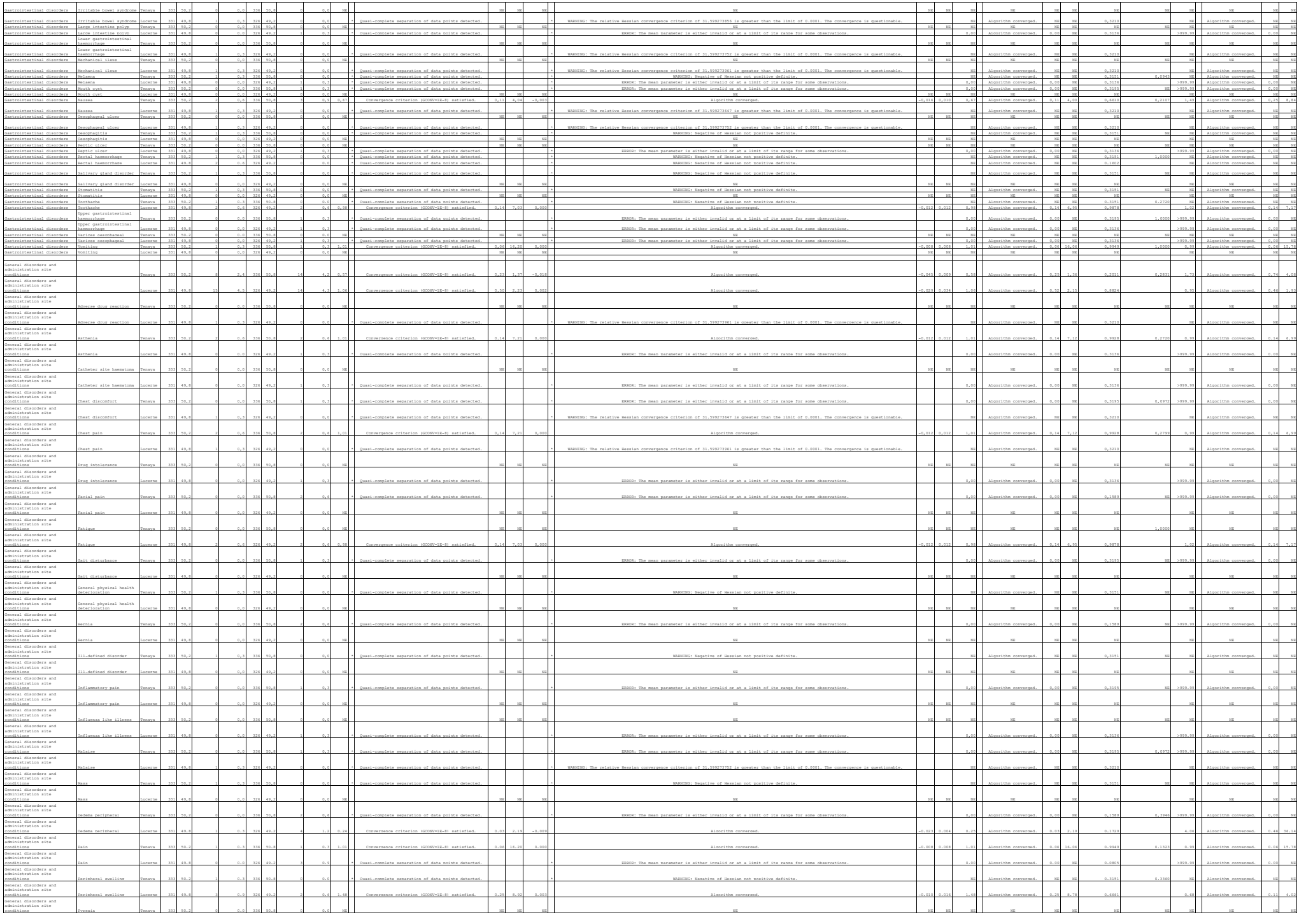

| | | |

General disorders and administration site conditions	Pyrexia	Lucerne	331	49,8	5	1,5	326	49,2	0	0,0		*	Quasi-complete separation of data points detected.				*	WARNING: The relative Hessian convergence criterion of 11.643849195 is greater than the limit of 0.0001. The convergence is questionable.			NE	Algorithm converged.	NE	NE	0,0260		NE	Algorithm converged.	NE	NE
General disorders and administration site conditions	Sensation of foreign body	Tenaya	333	50,2	0	0,0	336	50,8	0	0,0	NE			NE	NE	NE			NE	NE	NE	NE	NE	NE	NE	NE	NE	NE	NE	NE	NE	NE	NE	NE	NE	NE	NE
General disorders and administration site conditions	Sensation of foreign body	Lucerne	331	49,8	1	0,3	326	49,2	0	0,0		*	Quasi-complete separation of data points detected.				*	WARNING: The relative Hessian convergence criterion of 31.599273856 is greater than the limit of 0.0001. The convergence is questionable.			NE	Algorithm converged.	NE	NE	0,3210		NE	Algorithm converged.	NE	NE
Hepatobiliary disorders		Tenaya	333	50,2	3	0,9	336	50,8	1	0,3	3,05	*	Convergence criterion (GCONV=1E-8) satisfied.	0,32	29,42	0,004	*	Algorithm converged.	-0,006	0,016	5,03	Algorithm converged.	0,32	28,35	0,3110	0,4507	0,93	Algorithm converged.	0,03	3,16
Hepatobiliary disorders		Lucerne	331	49,8	2	0,6	326	49,2	0	0,0	0,98	*	Convergence criterion (GCONV=1E-8) satisfied.	0,14	7,03	0,000	*	Algorithm converged.	-0,012	0,012	0,98	Algorithm converged.	0,14	6,95	0,9878		1,02	Algorithm converged.	0,14	7,17
Hepatobiliary disorders	Cholecystitis	Tenaya	333	50,2	1	0,3	336	50,8	0	0,0		*	Quasi-complete separation of data points detected.				*	WARNING: Negative of Hessian not positive definite.			NE	Algorithm converged.	NE	NE	0,3151	0,9553	NE	Algorithm converged.	NE	NE
Hepatobiliary disorders	Cholecystitis	Lucerne	331	49,8	1	0,3	326	49,2	1	0,3	0,98	*	Convergence criterion (GCONV=1E-8) satisfied.	0,06	15,81	0,000	*	Algorithm converged.	-0,008	0,008	0,98	Algorithm converged.	0,06	15,69	0,9914		1,02	Algorithm converged.	0,06	16,16
Hepatobiliary disorders	Cholelithiasis	Tenaya	333	50,2	1	0,3	336	50,8	1	0,3	1,02	*	Convergence criterion (GCONV=1E-8) satisfied.	0,06	16,20	0,000	*	Algorithm converged.	-0,008	0,008	1,01	Algorithm converged.	0,06	16,04	0,9940	1,0000	0,99	Algorithm converged.	0,06	15,78
Hepatobiliary disorders	Cholelithiasis	Lucerne	331	49,8	0	0,0	326	49,2	0	0,0	NE			NE	NE	NE			NE	NE	NE	NE	NE	NE	NE	NE	NE	NE	NE	NE	NE	NE	NE	NE	NE	NE	NE
Hepatobiliary disorders	Hepatic fibrosis	Tenaya	333	50,2	0	0,0	336	50,8	0	0,0	NE			NE	NE	NE			NE	NE	NE	NE	NE	NE	NE	NE	NE	NE	NE	NE	NE	NE	NE	NE	NE	NE	NE
Hepatobiliary disorders	Hepatic fibrosis	Lucerne	331	49,8	0	0,0	326	49,2	0	0,0		*	Quasi-complete separation of data points detected.				*	ERROR: The mean parameter is either invalid or at a limit of its range for some observations.			0,00	Algorithm converged.	0,00	NE	0,3134	>999,99	>999,99	Algorithm converged.	0,00	NE
Hepatobiliary disorders	Hydrocholecystis	Tenaya	333	50,2	1	0,3	336	50,8	0	0,0		*	Quasi-complete separation of data points detected.				*	WARNING: Negative of Hessian not positive definite.			NE	Algorithm converged.	NE	NE	0,3151		NE	Algorithm converged.	NE	NE
Hepatobiliary disorders	Hydrocholecystis	Lucerne	331	49,8	0	0,0	326	49,2	0	0,0	NE			NE	NE	NE			NE	NE	NE	NE	NE	NE	NE	NE	NE	NE	NE	NE	NE	NE	NE	NE	NE	NE	NE
Hepatobiliary disorders	Liver disorder	Tenaya	333	50,2	0	0,0	336	50,8	0	0,0	NE			NE	NE	NE			NE	NE	NE	NE	NE	NE	NE	NE	NE	NE	NE	NE	NE	NE	NE	NE	NE	NE	NE
Hepatobiliary disorders	Liver disorder	Lucerne	331	49,8	1	0,3	326	49,2	0	0,0		*	Quasi-complete separation of data points detected.				*	WARNING: The relative Hessian convergence criterion of 31.599273856 is greater than the limit of 0.0001. The convergence is questionable.			NE	Algorithm converged.	NE	NE	0,3210		NE	Algorithm converged.	NE	NE
Immune system disorders		Tenaya	333	50,2	4	1,2	336	50,8	5	1,5	0,80	*	Convergence criterion (GCONV=1E-8) satisfied.	0,21	3,60	-0,003	*	Algorithm converged.	-0,020	0,015	0,83	Algorithm converged.	0,21	3,56	0,7476	0,8534	1,24	Algorithm converged.	0,34	4,57
Immune system disorders		Lucerne	331	49,8	0	0,0	326	49,2	6	1,2		*	Quasi-complete separation of data points detected.				*	ERROR: The mean parameter is either invalid or at a limit of its range for some observations.			0,00	Algorithm converged.	0,00	NE	0,0434	>999,99	>999,99	Algorithm converged.	0,00	NE
Immune system disorders	Contrast media allergy	Tenaya	333	50,2	0	0,0	336	50,8	1	0,3		*	Quasi-complete separation of data points detected.				*	ERROR: The mean parameter is either invalid or at a limit of its range for some observations.			0,00	Algorithm converged.	0,00	NE	0,3193	>999,99	>999,99	Algorithm converged.	0,00	NE
Immune system disorders	Contrast media allergy	Lucerne	331	49,8	0	0,0	326	49,2	0	0,0	NE			NE	NE	NE			NE	NE	NE	NE	NE	NE	NE	NE	NE	NE	NE	NE	NE	NE	NE	NE	NE	NE	NE
Immune system disorders	Drug hypersensitivity	Tenaya	333	50,2	2	0,6	336	50,8	3	0,9	2,02	*	Convergence criterion (GCONV=1E-8) satisfied.	0,18	22,43	0,003	*	Algorithm converged.	-0,007	0,013	3,02	Algorithm converged.	0,18	22,19	0,5579	1,0000	0,90	Algorithm converged.	0,05	5,44
Immune system disorders	Drug hypersensitivity	Lucerne	331	49,8	0	0,0	326	49,2	0	0,0	NE			NE	NE	NE			NE	NE	NE	NE	NE	NE	NE	NE	NE	NE	NE	NE	NE	NE	NE	NE	NE	NE	NE
Immune system disorders	Hypersensitivity	Tenaya	333	50,2	0	0,0	336	50,8	3	0,9		*	Quasi-complete separation of data points detected.				*	ERROR: The mean parameter is either invalid or at a limit of its range for some observations.			0,00	Algorithm converged.	0,00	NE	0,3195	>999,99	>999,99	Algorithm converged.	0,00	NE
Immune system disorders	Hypersensitivity	Lucerne	331	49,8	0	0,0	326	49,2	0	0,0	NE			NE	NE	NE			NE	NE	NE	NE	NE	NE	NE	NE	NE	NE	NE	NE	NE	NE	NE	NE	NE	NE	NE
Immune system disorders	Seasonal allergy	Tenaya	333	50,2	2	0,6	336	50,8	2	0,6	1,01	*	Convergence criterion (GCONV=1E-8) satisfied.	0,14	7,21	0,000	*	Algorithm converged.	-0,012	0,012	1,01	Algorithm converged.	0,14	7,12	0,9926	0,8620	0,99	Algorithm converged.	0,14	6,99
Immune system disorders	Seasonal allergy	Lucerne	331	49,8	0	0,0	326	49,2	4	1,2		*	Quasi-complete separation of data points detected.				*	ERROR: The mean parameter is either invalid or at a limit of its range for some observations.			0,00	Algorithm converged.	0,00	NE	0,0434	>999,99	>999,99	Algorithm converged.	0,00	NE
Infections and infestations		Tenaya	333	50,2	49	14,7	336	50,8	40	11,9	1,28		Convergence criterion (GCONV=1E-8) satisfied.	0,82	2,00	0,028		Algorithm converged.	-0,023	0,080	1,24	Algorithm converged.	0,84	1,82	0,2850	0,6134	0,81	Algorithm converged.	0,55	1,19
Infections and infestations		Lucerne	331	49,8	66	19,9	326	49,2	40	14,1	1,52		Convergence criterion (GCONV=1E-8) satisfied.	1,00	2,29	0,058		Algorithm converged.	0,001	0,116	1,41	Algorithm converged.	1,00	1,90	0,0471		0,71	Algorithm converged.	0,50	1,00
Infections and infestations	Acute sinusitis	Tenaya	333	50,2	0	0,0	336	50,8	0	0,0	NE			NE	NE	NE			NE	NE	NE	NE	NE	NE	NE	NE	NE	NE	NE	NE	NE	NE	NE	NE	NE	NE	NE
Infections and infestations	Acute sinusitis	Lucerne	331	49,8	1	0,3	326	49,2	0	0,0		*	Quasi-complete separation of data points detected.				*	WARNING: The relative Hessian convergence criterion of 31.599273856 is greater than the limit of 0.0001. The convergence is questionable.			NE	Algorithm converged.	NE	NE	0,3210		NE	Algorithm converged.	NE	NE
Infections and infestations	Arthritis bacterial	Tenaya	333	50,2	0	0,0	336	50,8	1	0,3		*	Quasi-complete separation of data points detected.				*	ERROR: The mean parameter is either invalid or at a limit of its range for some observations.			0,00	Algorithm converged.	0,00	NE	0,3195	>999,99	>999,99	Algorithm converged.	0,00	NE
Infections and infestations	Arthritis bacterial	Lucerne	331	49,8	0	0,0	326	49,2	0	0,0	NE			NE	NE	NE			NE	NE	NE	NE	NE	NE	NE	NE	NE	NE	NE	NE	NE	NE	NE	NE	NE	NE	NE
Infections and infestations	Biliary sepsis	Tenaya	333	50,2	1	0,3	336	50,8	0	0,0		*	Quasi-complete separation of data points detected.				*	WARNING: Negative of Hessian not positive definite.			NE	Algorithm converged.	NE	NE	0,3151		NE	Algorithm converged.	NE	NE
Infections and infestations	Biliary sepsis	Lucerne	331	49,8	0	0,0	326	49,2	0	0,0	NE			NE	NE	NE			NE	NE	NE	NE	NE	NE	NE	NE	NE	NE	NE	NE	NE	NE	NE	NE	NE	NE	NE
Infections and infestations	Body tinea	Tenaya	333	50,2	0	0,0	336	50,8	0	0,0	NE			NE	NE	NE			NE	NE	NE	NE	NE	NE	NE	NE	NE	NE	NE	NE	NE	NE	NE	NE	NE	NE	NE
Infections and infestations	Body tinea	Lucerne	331	49,8	1	0,3	326	49,2	0	0,0		*	Quasi-complete separation of data points detected.				*	WARNING: The relative Hessian convergence criterion of 31.599273961 is greater than the limit of 0.0001. The convergence is questionable.			NE	Algorithm converged.	NE	NE	0,3210		NE	Algorithm converged.	NE	NE
Infections and infestations	Bronchitis	Tenaya	333	50,2	4	1,2	336	50,8	8	2,4	2,03	*	Convergence criterion (GCONV=1E-8) satisfied.	0,37	11,16	0,006	*	Algorithm converged.	-0,008	0,020	2,02	Algorithm converged.	0,37	10,94	0,4062	0,2398	0,90	Algorithm converged.	0,09	2,69
Infections and infestations	Bronchitis	Lucerne	331	49,8	9	2,7	326	49,2	1	0,3	9,58	*	Convergence criterion (GCONV=1E-8) satisfied.	1,14	72,06	0,024	*	Algorithm converged.	0,006	0,043	8,86	Algorithm converged.	1,13	69,57	0,0316		0,11	Algorithm converged.	0,01	0,89
Infections and infestations	COVID-19	Tenaya	333	50,2	5	1,5	336	50,8	4	1,2	1,27	*	Convergence criterion (GCONV=1E-8) satisfied.	0,34	4,75	0,003	*	Algorithm converged.	-0,014	0,021	1,26	Algorithm converged.	0,34	4,66	0,7272	0,9785	0,79	Algorithm converged.	0,21	2,93
Infections and infestations	COVID-19	Lucerne	331	49,8	5	1,5	326	49,2	4	1,2	1,23	*	Convergence criterion (GCONV=1E-8) satisfied.	0,33	4,64	0,003	*	Algorithm converged.	-0,015	0,021	1,23	Algorithm converged.	0,33	4,56	0,7547		0,81	Algorithm converged.	0,22	3,00
Infections and infestations	COVID-19 pneumonia	Tenaya	333	50,2	0	0,0	336	50,8	1	0,3		*	Quasi-complete separation of data points detected.				*	ERROR: The mean parameter is either invalid or at a limit of its range for some observations.			0,00	Algorithm converged.	0,00	NE	0,3195	0,5297	>999,99	Algorithm converged.	0,00	NE
Infections and infestations	COVID-19 pneumonia	Lucerne	331	49,8	1	0,3	326	49,2	4	1,2	0,24	*	Convergence criterion (GCONV=1E-8) satisfied.	0,03	2,19	-0,009	*	Algorithm converged.	-0,023	0,004	0,25	Algorithm converged.	0,03	2,19	0,1729		4,08	Algorithm converged.	0,46	36,14
Infections and infestations	Candida infection	Tenaya	333	50,2	0	0,0	336	50,8	0	0,0	NE			NE	NE	NE			NE	NE	NE	NE	NE	NE	NE	NE	NE	NE	NE	NE	NE	NE	NE	NE	NE	NE	NE
Infections and infestations	Candida infection	Lucerne	331	49,8	0	0,0	326	49,2	1	0,3		*	Quasi-complete separation of data points detected.				*	ERROR: The mean parameter is either invalid or at a limit of its range for some observations.			0,00	Algorithm converged.	0,00	NE	0,3136	>999,99	>999,99	Algorithm converged.	0,00	NE
Infections and infestations	Cellulitis	Tenaya	333	50,2	3	0,9	336	50,8	2	0,6	1,52	*	Convergence criterion (GCONV=1E-8) satisfied.	0,25	9,14	0,003	*	Algorithm converged.	-0,010	0,016	1,51	Algorithm converged.	0,25	9,00	0,6465	0,7982	0,66	Algorithm converged.	0,11	3,93
Infections and infestations	Cellulitis	Lucerne	331	49,8	1	0,3	326	49,2	1	0,3	0,99	*	Convergence criterion (GCONV=1E-8) satisfied.	0,06	15,81	0,000	*	Algorithm converged.	-0,008	0,008	0,98	Algorithm converged.	0,06	15,69	0,9914		1,02	Algorithm converged.	0,06	16,16
Infections and infestations	Chronic sinusitis	Tenaya	333	50,2	0	0,0	336	50,8	1	0,3		*	Quasi-complete separation of data points detected.				*	ERROR: The mean parameter is either invalid or at a limit of its range for some observations.			0,00	Algorithm converged.	0,00	NE	0,3195	1,0000	>999,99	Algorithm converged.	0,00	NE
Infections and infestations	Chronic sinusitis	Lucerne	331	49,8	0	0,0	326	49,2	1	0,3		*	Quasi-complete separation of data points detected.				*	ERROR: The mean parameter is either invalid or at a limit of its range for some observations.			0,00	Algorithm converged.	0,00	NE	0,3136		>999,99	Algorithm converged.	0,00	NE
Infections and infestations	Clostridium difficile colitis	Tenaya	333	50,2	0	0,0	336	50,8	1	0,3		*	Quasi-complete separation of data points detected.				*	ERROR: The mean parameter is either invalid or at a limit of its range for some observations.			0,00	Algorithm converged.	0,00	NE	0,3195	>999,99	>999,99	Algorithm converged.	0,00	NE
Infections and infestations	Clostridium difficile colitis	Lucerne	331	49,8	0	0,0	326	49,2	0	0,0	NE			NE	NE	NE			NE	NE	NE	NE	NE	NE	NE	NE	NE	NE	NE	NE	NE	NE	NE	NE	NE	NE	NE
Infections and infestations	Conjunctivitis	Tenaya	333	50,2	2	0,6	336	50,8	2	0,6	1,01	*	Convergence criterion (GCONV=1E-8) satisfied.	0,14	7,21	0,000	*	Algorithm converged.	-0,012	0,012	1,01	Algorithm converged.	0,14	7,12	0,9928	0,2799	0,99	Algorithm converged.	0,14	6,99
Infections and infestations	Conjunctivitis	Lucerne	331	49,8	1	0,3	326	49,2	0	0,0		*	Quasi-complete separation of data points detected.				*	WARNING: The relative Hessian convergence criterion of 31.599273961 is greater than the limit of 0.0001. The convergence is questionable.			NE	Algorithm converged.	NE	NE	0,3210		NE	Algorithm converged.	NE	NE
Infections and infestations	Cystitis	Tenaya	333	50,2	0	0,0	336	50,8	2	0,6		*	Quasi-complete separation of data points detected.				*	ERROR: The mean parameter is either invalid or at a limit of its range for some observations.			0,00	Algorithm converged.	0,00	NE	0,1585	0,1932	>999,99	Algorithm converged.	0,00	NE
Infections and infestations	Cystitis	Lucerne	331	49,8	1	0,3	326	49,2	1	0,3	0,98	*	Convergence criterion (GCONV=1E-8) satisfied.	0,06	15,81	0,000	*	Algorithm converged.	-0,008	0,008	0,98	Algorithm converged.	0,06	15,69	0,9914		1,02	Algorithm converged.	0,06	16,16
Infections and infestations	Device related infection	Tenaya	333	50,2	1	0,3	336	50,8	0	0,0		*	Quasi-complete separation of data points detected.				*	WARNING: Negative of Hessian not positive definite.			NE	Algorithm converged.	NE	NE	0,3151		NE	Algorithm converged.	NE	NE
Infections and infestations	Device related infection	Lucerne	331	49,8	0	0,0	326	49,2	0	0,0	NE			NE	NE	NE			NE	NE	NE	NE	NE	NE	NE	NE	NE	NE	NE	NE	NE	NE	NE	NE	NE	NE	NE
Infections and infestations	Diverticulitis	Tenaya	333	50,2	1	0,3	336	50,8	1	0,3	1,01	*	Convergence criterion (GCONV=1E-8) satisfied.	0,06	16,20	0,000	*	Algorithm converged.	-0,008	0,008	1,01	Algorithm converged.	0,06	16,04	0,9940	0,1374	0,99	Algorithm converged.	0,06	15,78
Infections and infestations	Diverticulitis	Lucerne	331	49,8	3	0,9	326	49,2	0	0,0		*	Quasi-complete separation of data points detected.				*	WARNING: Negative of Hessian not positive definite.			NE	Algorithm converged.	NE	NE	0,0852		NE	Algorithm converged.	NE	NE
Infections and infestations	Ear infection	Tenaya	333	50,2	2	0,6	336	50,8	0	0,0		*	Quasi-complete separation of data points detected.				*	WARNING: Negative of Hessian not positive definite.			NE	Algorithm converged.	NE	NE	0,1551		NE	Algorithm converged.	NE	NE
Infections and infestations	Ear infection	Lucerne	331	49,8	0	0,0	326	49,2	0	0,0	NE			NE	NE	NE			NE	NE	NE	NE	NE	NE	NE	NE	NE	NE	NE	NE	NE	NE	NE	NE	NE	NE	NE
Infections and infestations	Endophthalmitis	Tenaya	333	50,2	0	0,0	336	50,8	0	0,0	NE			NE	NE	NE			NE	NE	NE	NE	NE	NE	NE	NE	NE	NE	NE	NE	NE	NE	NE	NE	NE	NE	NE
Infections and infestations	Endophthalmitis	Lucerne	331	49,8	0	0,0	326	49,2	1	0,3		*	Quasi-complete separation of data points detected.				*	ERROR: The mean parameter is either invalid or at a limit of its range for some observations.			0,00	Algorithm converged.	0,00	NE	0,3136	>999,99	>999,99	Algorithm converged.	0,00	NE
Infections and infestations	Erysipelas	Tenaya	333	50,2	1	0,3	336	50,8	0	0,0		*	Quasi-complete separation of data points detected.				*	WARNING: Negative of Hessian not positive definite.			NE	Algorithm converged.	NE	NE	0,3151	1,0000	NE	Algorithm converged.	NE	NE
Infections and infestations	Erysipelas	Lucerne	331	49,8	1	0,3	326	49,2	0	0,0		*	Quasi-complete separation of data points detected.				*	WARNING: The relative Hessian convergence criterion of 31.599273961 is greater than the limit of 0.0001. The convergence is questionable.			NE	Algorithm converged.	NE	NE	0,3210		NE	Algorithm converged.	NE	NE
Infections and infestations	Eye infection	Tenaya	333	50,2	0	0,0	336	50,8	0	0,0	NE			NE	NE	NE			NE	NE	NE	NE	NE	NE	NE	NE	NE	NE	NE	NE	NE	NE	NE	NE	NE	NE	NE
Infections and infestations	Eye infection	Lucerne	331	49,8	0	0,0	326	49,2	1	0,3		*	Quasi-complete separation of data points detected.				*	ERROR: The mean parameter is either invalid or at a limit of its range for some observations.			0,00	Algorithm converged.	0,00	NE	0,3136	>999,99	>999,99	Algorithm converged.	0,00	NE
Infections and infestations	Fungal infection	Tenaya	333	50,2	1	0,3	336	50,8	0	0,0		*	Quasi-complete separation of data points detected.				*	WARNING: Negative of Hessian not positive definite.			NE	Algorithm converged.	NE	NE	0,3151		NE	Algorithm converged.	NE	NE
Infections and infestations	Fungal infection	Lucerne	331	49,8	0	0,0	326	49,2	0	0,0	NE			NE	NE	NE			NE	NE	NE	NE	NE	NE	NE	NE	NE	NE	NE	NE	NE	NE	NE	NE	NE	NE	NE
Infections and infestations	Fungal skin infection	Tenaya	333	50,2	0	0,0	336	50,8	1	0,3		*	Quasi-complete separation of data points detected.				*	ERROR: The mean parameter is either invalid or at a limit of its range for some observations.			0,00	Algorithm converged.	0,00	NE	0,3195	1,0000	>999,99	Algorithm converged.	0,00	NE
Infections and infestations	Fungal skin infection	Lucerne	331	49,8	0	0,0	326	49,2	1	0,3		*	Quasi-complete separation of data points detected.				*	ERROR: The mean parameter is either invalid or at a limit of its range for some observations.			0,00	Algorithm converged.	0,00	NE	0,3136		>999,99	Algorithm converged.	0,00	NE
Infections and infestations	Gastroenteritis viral	Tenaya	333	50,2	0	0,0	336	50,8	1	0,3		*	Quasi-complete separation of data points detected.				*	ERROR: The mean parameter is either invalid or at a limit of its range for some observations.			0,00	Algorithm converged.	0,00	NE	0,3195	0,2685	>999,99	Algorithm converged.	0,00	NE
Infections and infestations	Gastroenteritis viral	Lucerne	331	49,8	3	0,9	326	49,2	3	0,9	0,98	*	Convergence criterion (GCONV=1E-8) satisfied.	0,20	4,91	0,000	*	Algorithm converged.	-0,015	0,014	0,98	Algorithm converged.	0,20	4,84	0,9851		1,02	Algorithm converged.	0,21	4,99
Infections and infestations	Gastrointestinal infection	Tenaya	333	50,2	0	0,0	336	50,8	0	0,0	NE			NE	NE	NE			NE	NE	NE	NE	NE	NE	NE	NE	NE	NE	NE	NE	NE	NE	NE	NE	NE	NE	NE
Infections and infestations	Gastrointestinal infection	Lucerne	331	49,8	1	0,3	326	49,2	0	0,0		*	Quasi-complete separation of data points detected.				*	WARNING: The relative Hessian convergence criterion of 31.599274066 is greater than the limit of 0.0001. The convergence is questionable.			NE	Algorithm converged.	NE	NE	0,3210		NE	Algorithm converged.	NE	NE
Infections and infestations	Gingivitis	Tenaya	333	50,2	0	0,0	336	50,8	0	0,0	NE			NE	NE	NE			NE	NE	NE	NE	NE	NE	NE	NE	NE	NE	NE	NE	NE	NE	NE	NE	NE	NE	NE
Infections and infestations	Gingivitis	Lucerne	331	49,8	1	0,3	326	49,2	0	0,0		*	Quasi-complete separation of data points detected.				*	WARNING: The relative Hessian convergence criterion of 31.599273856 is greater than the limit of 0.0001. The convergence is questionable.			NE	Algorithm converged.	NE	NE	0,3210		NE	Algorithm converged.	NE	NE
Infections and infestations	Herpes ophthalmic	Tenaya	333	50,2	0	0,0	336	50,8	0	0,0	NE			NE	NE	NE			NE	NE	NE	NE	NE	NE	NE	NE	NE	NE	NE	NE	NE	NE	NE	NE	NE	NE	NE
Infections and infestations	Herpes ophthalmic	Lucerne	331	49,8	0	0,0	326	49,2	1	0,3		*	Quasi-complete separation of data points detected.				*	ERROR: The mean parameter is either invalid or at a limit of its range for some observations.			0,00	Algorithm converged.	0,00	NE	0,3136	>999,99	>999,99	Algorithm converged.	0,00	NE
Infections and infestations	Herpes zoster	Tenaya	333	50,2	4	1,2	336	50,8	8	2,4	2,03	*	Convergence criterion (GCONV=1E-8) satisfied.	0,37	11,16	0,006	*	Algorithm converged.	-0,008	0,020	2,02	Algorithm converged.	0,37	10,94	0,4062	0,7973	0,90	Algorithm converged.	0,09	2,69
Infections and infestations	Herpes zoster	Lucerne	331	49,8	4	1,2	326	49,2	9	2,7	1,35	*	Convergence criterion (GCONV=1E-8) satisfied.	0,25	5,92	0,003	*	Algorithm converged.	-0,013	0,019	1,21	Algorithm converged.	0,30	5,82	0,7192		0,76	Algorithm converged.	0,17	3,38
Infections and infestations	Hordeolum	Tenaya	333	50,2	0	0,0	336	50,8	1	0,3		*	Quasi-complete separation of data points detected.				*	ERROR: The mean parameter is either invalid or at a limit of its range for some observations.			0,00	Algorithm converged.	0,00	NE	0,3195	1,0000	>999,99	Algorithm converged.	0,00	NE
Infections and infestations	Hordeolum	Lucerne	331	49,8	0	0,0	326	49,2	2	0,6		*	Quasi-complete separation of data points detected.				*	ERROR: The mean parameter is either invalid or at a limit of its range for some observations.			0,00	Algorithm converged.	0,00	NE	0,1538		>999,99	Algorithm converged.	0,00	NE
Infections and infestations	Infection	Tenaya	333	50,2	0	0,0	336	50,8	0	0,0	NE			NE	NE	NE			NE	NE	NE	NE	NE	NE	NE	NE	NE	NE	NE	NE	NE	NE	NE	NE	NE	NE	NE
Infections and infestations	Infection	Lucerne	331	49,8	0	0,0	326	49,2	1	0,3		*	Quasi-complete separation of data points detected.				*	ERROR: The mean parameter is either invalid or at a limit of its range for some observations.			0,00	Algorithm converged.	0,00	NE	0,3136	>999,99	>999,99	Algorithm converged.	0,00	NE
Infections and infestations	Infectious iridocyclitis	Tenaya	333	50,2	0	0,0	336	50,8	1	0,3		*	Quasi-complete separation of data points detected.				*	ERROR: The mean parameter is either invalid or at a limit of its range for some observations.			0,00	Algorithm converged.	0,00	NE	0,3195	NE	>999,99	Algorithm converged.	0,00	NE
Infections and infestations	Infectious iridocyclitis	Lucerne	331	49,8	0	0,0	326	49,2	0	0,0	NE			NE	NE	NE			NE	NE	NE	NE	NE	NE	NE	NE	NE	NE	NE	NE	NE	NE	NE	NE	NE	NE	NE
Infections and infestations	Influenza	Tenaya	333	50,2	2	0,6	336	50,8	1	0,3	2,02	*	Convergence criterion (GCONV=1E-8) satisfied.	0,18	22,43	0,003	*	Algorithm converged.	-0,007	0,013	2,02	Algorithm converged.	0,18	22,19	0,5579	0,9871	0,90	Algorithm converged.	0,05	5,44
Infections and infestations	Influenza	Lucerne	331	49,8	4	1,2	326	49,2	2	0,6	1,38	*	Convergence criterion (GCONV=1E-8) satisfied.	0,36	10,89	0,006	*	Algorithm converged.	-0,003	0,020	1,97	Algorithm converged.	0,36	10,68	0,4232		0,71	Algorithm converged.	0,09	2,73
Infections and infestations	Kidney infection	Tenaya	333	50,2	0	0,0	336	50,8	0	0,0	NE			NE	NE	NE			NE	NE	NE	NE	NE	NE	NE	NE	NE	NE	NE	NE	NE	NE	NE	NE	NE	NE	NE
Infections and infestations	Kidney infection	Lucerne	331	49,8	2	0,6	326	49,2	0	0,0		*	Quasi-complete separation of data points detected.				*	WARNING: Negative of Hessian not positive definite.			NE	Algorithm converged.	NE	NE	0,1602		NE	Algorithm converged.	NE	NE
Infections and infestations	Labyrinthitis	Tenaya	333	50,2	1	0,3	336	50,8	0	0,0		*	Quasi-complete separation of data points detected.				*	WARNING: Negative of Hessian not positive definite.			NE	Algorithm converged.	NE	NE	0,3151	1,0000	NE	Algorithm converged.	NE	NE
Infections and infestations	Labyrinthitis	Lucerne	331	49,8	1	0,3	326	49,2	0	0,0		*	Quasi-complete separation of data points detected.				*	WARNING: The relative Hessian convergence criterion of 31.599274066 is greater than the limit of 0.0001. The convergence is questionable.			NE	Algorithm converged.	NE	NE	0,3210		NE	Algorithm converged.	NE	NE
Infections and infestations	Localised infection	Tenaya	333	50,2	0	0,0	336	50,8	0	0,0	NE			NE	NE	NE			NE	NE	NE	NE	NE	NE	NE	NE	NE	NE	NE	NE	NE	NE	NE	NE	NE	NE	NE

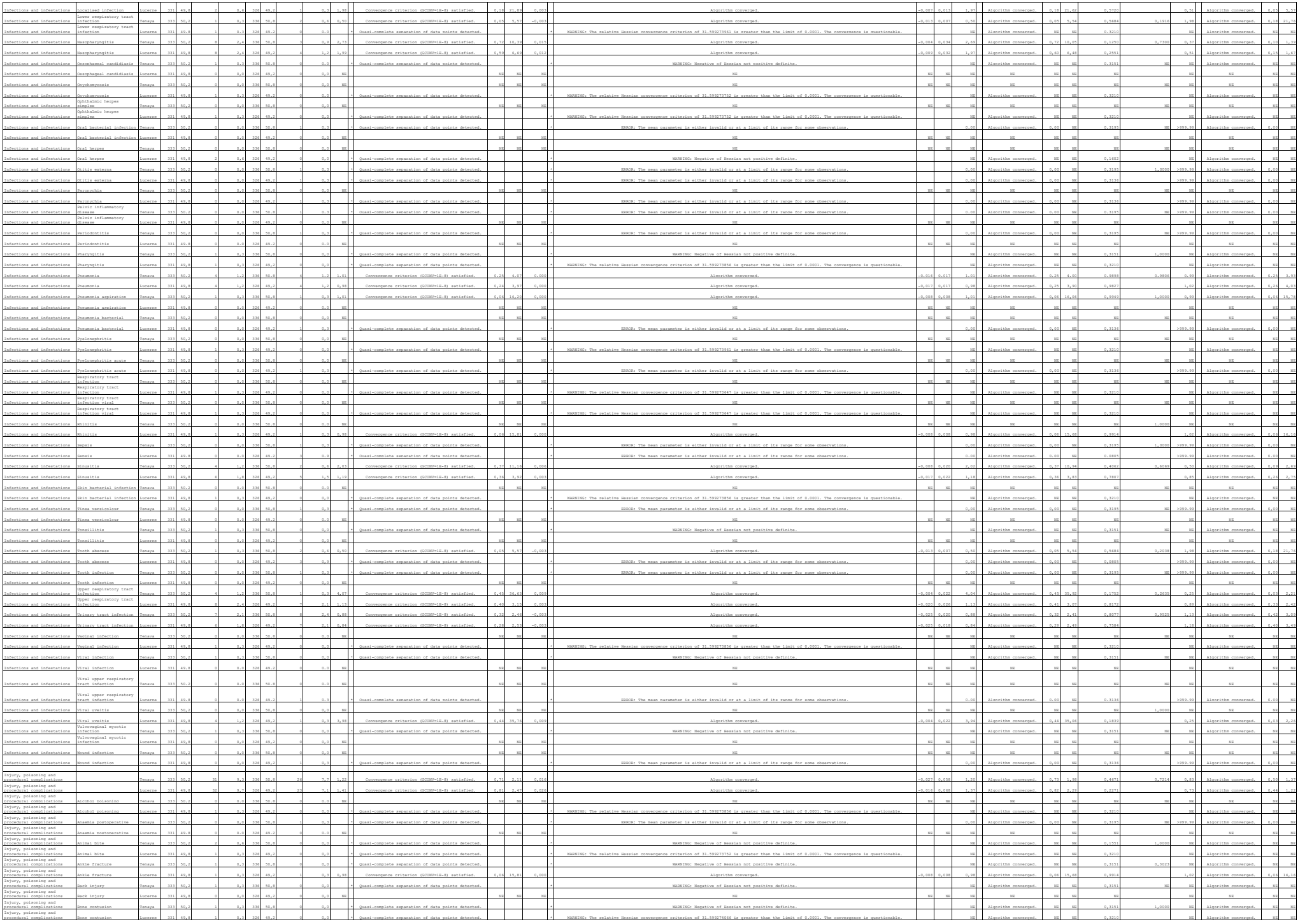

| | | |

| | | |

| | | |

| | | |

| | | |

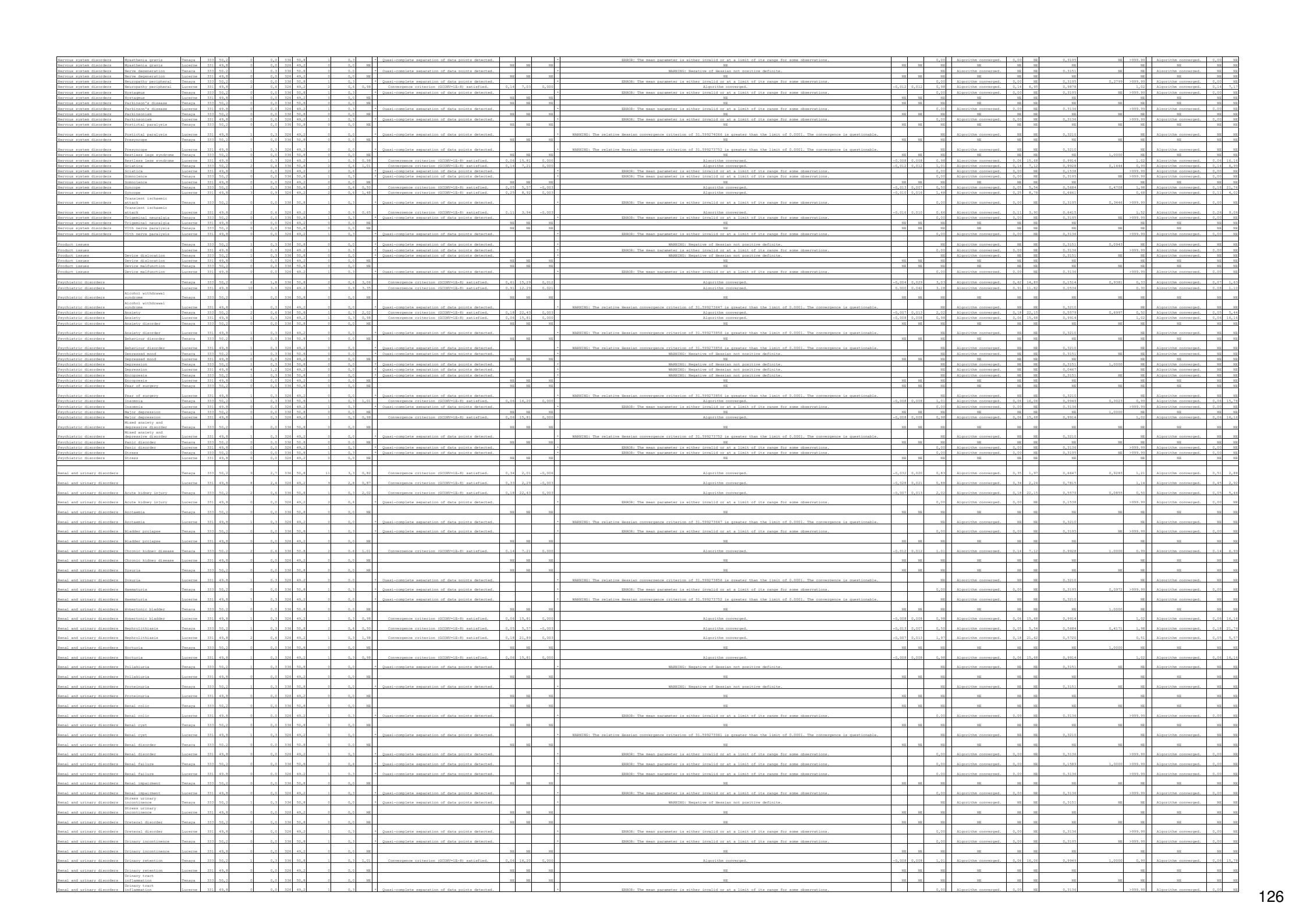

| | | |

| | | |

POPULATION: Safety-Evaluable Population
ENDPOINT: Severe AEs throughout the Entire Study
MODEL: Unstratified analysis
STUDY: GR40306 & GR40844
Dichotomous Analysis by Subgroups (Safety)

All

			Faricimab (N=664)				Aflibercept (N=662)				Faricimab vs. Aflibercept														Aflibercept vs. Faricimab			
			Patients		Patients with Event		Patients		Patients with Event		Odds Ratio				Absolute Risk Difference				Relative Risk						Relative Risk			
MedDRA System Organ Class	MedDRA Preferred Term	Level	n	%	n	%	n	%	n	%	Odds Ratio	Convergence Reason	95% Lower CL	95% Upper CL	Absolute Risk	Convergence Reason	95% Lower CL	95% Upper CL	Relative Risk	Convergence Reason	95% Lower CL	95% Upper CL	p-value (Cochran-Mantel-Haenszel)	Interaction Test p-value (likelihood ratio)	Relative Risk	Convergence Reason	95% Lower CL	95% Upper CL
Blood and lymphatic system disorders		n/a	664	100,0	0	0,0	662	100,0	2	0,3		Quasi-complete separation of data points detected.				WARNING: Negative of Hessian not positive definite.			0,00	Algorithm converged.	0,00	NE	0,1565	NE	>999,99	Algorithm converged.	0,00	NE
Blood and lymphatic system disorders	Anaemia	n/a	664	100,0	0	0,0	662	100,0	1	0,2		Quasi-complete separation of data points detected.				WARNING: The relative Hessian convergence criterion of 94.504734428 is greater than the limit of 0.0001. The convergence is questionable.			0,00	Algorithm converged.	0,00	NE	0,3166	NE	>999,99	Algorithm converged.	0,00	NE
Blood and lymphatic system disorders	Iron deficiency anaemia	n/a	664	100,0	0	0,0	662	100,0	1	0,2		Quasi-complete separation of data points detected.				WARNING: The relative Hessian convergence criterion of 94.504734428 is greater than the limit of 0.0001. The convergence is questionable.			0,00	Algorithm converged.	0,00	NE	0,3166	NE	>999,99	Algorithm converged.	0,00	NE
Blood and lymphatic system disorders	Pancytopenia	n/a	664	100,0	0	0,0	662	100,0	1	0,2		Quasi-complete separation of data points detected.				WARNING: The relative Hessian convergence criterion of 94.504734428 is greater than the limit of 0.0001. The convergence is questionable.			0,00	Algorithm converged.	0,00	NE	0,3166	NE	>999,99	Algorithm converged.	0,00	NE
Cardiac disorders		n/a	664	100,0	18	2,7	662	100,0	24	3,6	0,74	Convergence criterion (GCONV=1E-8) satisfied.	0,40	1,38	-0,009	Algorithm converged.	-0,028	0,010	0,73	Algorithm converged.	0,41	1,34	0,3419	NE	1,34	Algorithm converged.	0,73	2,44
Cardiac disorders	Acute left ventricular failure	n/a	664	100,0	1	0,2	662	100,0	0	0,0		Quasi-complete separation of data points detected.				WARNING: Negative of Hessian not positive definite.			NE	Algorithm converged.	NE	NE	0,3180	NE	NE	Algorithm converged.	NE	NE
Cardiac disorders	Acute myocardial infarction	n/a	664	100,0	1	0,2	662	100,0	1	0,2	2,00	Convergence criterion (GCONV=1E-8) satisfied.	0,18	22,58	0,002	Algorithm converged.	-0,004	0,007	1,99	Algorithm converged.	0,18	21,94	0,5652	NE	0,50	Algorithm converged.	0,05	5,52
Cardiac disorders	Angina pectoris	n/a	664	100,0	2	0,3	662	100,0	2	0,3		Quasi-complete separation of data points detected.				WARNING: Negative of Hessian not positive definite.			0,00	Algorithm converged.	0,00	NE	0,1565	NE	>999,99	Algorithm converged.	0,00	NE
Cardiac disorders	Atrial fibrillation	n/a	664	100,0	3	0,5	662	100,0	3	0,5	1,00	Convergence criterion (GCONV=1E-8) satisfied.	0,29	3,46	0,000	Algorithm converged.	-0,009	0,009	1,00	Algorithm converged.	0,29	3,43	0,9963	NE	1,00	Algorithm converged.	0,29	3,45
Cardiac disorders	Atrial flutter	n/a	664	100,0	1	0,2	662	100,0	1	0,2	1,00	Convergence criterion (GCONV=1E-8) satisfied.	0,06	15,97	0,000	Algorithm converged.	-0,004	0,004	1,00	Algorithm converged.	0,06	15,91	0,9983	NE	1,00	Algorithm converged.	0,06	16,02
Cardiac disorders	Cardiac arrest	n/a	664	100,0	0	0,0	662	100,0	1	0,2		Quasi-complete separation of data points detected.				WARNING: The relative Hessian convergence criterion of 94.504734428 is greater than the limit of 0.0001. The convergence is questionable.			0,00	Algorithm converged.	0,00	NE	0,3166	NE	>999,99	Algorithm converged.	0,00	NE
Cardiac disorders	Cardiac failure	n/a	664	100,0	3	0,5	662	100,0	3	0,5	1,00	Convergence criterion (GCONV=1E-8) satisfied.	0,20	4,96	0,000	Algorithm converged.	-0,007	0,007	1,00	Algorithm converged.	0,20	4,93	0,9970	NE	1,00	Algorithm converged.	0,20	4,96
Cardiac disorders	Cardiac failure chronic	n/a	664	100,0	0	0,0	662	100,0	0	0,0		Quasi-complete separation of data points detected.				WARNING: Negative of Hessian not positive definite.			NE	Algorithm converged.	NE	NE	0,3180	NE	NE	Algorithm converged.	NE	NE
Cardiac disorders	Cardiac failure congestive	n/a	664	100,0	5	0,8	662	100,0	4	0,6	1,25	Convergence criterion (GCONV=1E-8) satisfied.	0,33	4,67	0,001	Algorithm converged.	-0,007	0,010	1,25	Algorithm converged.	0,34	4,62	0,7410	NE	0,80	Algorithm converged.	0,22	2,97
Cardiac disorders	Cardiopulmonary failure	n/a	664	100,0	0	0,0	662	100,0	1	0,2		Quasi-complete separation of data points detected.				WARNING: The relative Hessian convergence criterion of 94.504734428 is greater than the limit of 0.0001. The convergence is questionable.			0,00	Algorithm converged.	0,00	NE	0,3166	NE	>999,99	Algorithm converged.	0,00	NE
Cardiac disorders	Congestive cardiomyopathy	n/a	664	100,0	0	0,0	662	100,0	1	0,2		Quasi-complete separation of data points detected.				WARNING: The relative Hessian convergence criterion of 94.504734428 is greater than the limit of 0.0001. The convergence is questionable.			0,00	Algorithm converged.	0,00	NE	0,3166	NE	>999,99	Algorithm converged.	0,00	NE
Cardiac disorders	Coronary artery disease	n/a	664	100,0	3	0,5	662	100,0	3	0,5		Quasi-complete separation of data points detected.				WARNING: Negative of Hessian not positive definite.			0,00	Algorithm converged.	0,00	NE	0,0826	NE	>999,99	Algorithm converged.	0,00	NE
Cardiac disorders	Coronary artery occlusion	n/a	664	100,0	0	0,0	662	100,0	1	0,2		Quasi-complete separation of data points detected.				WARNING: The relative Hessian convergence criterion of 94.504734428 is greater than the limit of 0.0001. The convergence is questionable.			0,00	Algorithm converged.	0,00	NE	0,3166	NE	>999,99	Algorithm converged.	0,00	NE
Cardiac disorders	Mitral valve incompetence	n/a	664	100,0	0	0,0	662	100,0	1	0,2		Quasi-complete separation of data points detected.				WARNING: The relative Hessian convergence criterion of 94.504734428 is greater than the limit of 0.0001. The convergence is questionable.			0,00	Algorithm converged.	0,00	NE	0,3166	NE	>999,99	Algorithm converged.	0,00	NE
Cardiac disorders	Myocardial infarction	n/a	664	100,0	2	0,3	662	100,0	2	0,3	1,00	Convergence criterion (GCONV=1E-8) satisfied.	0,14	7,10	0,000	Algorithm converged.	-0,008	0,008	1,00	Algorithm converged.	0,14	7,04	0,9976	NE	1,00	Algorithm converged.	0,14	7,10
Cardiac disorders	Myocardial ischaemia	n/a	664	100,0	1	0,2	662	100,0	0	0,0		Quasi-complete separation of data points detected.				WARNING: Negative of Hessian not positive definite.			NE	Algorithm converged.	NE	NE	0,3180	NE	NE	Algorithm converged.	NE	NE
Cardiac disorders	Paroxysmal atrioventricular block	n/a	664	100,0	0	0,0	662	100,0	1	0,2		Quasi-complete separation of data points detected.				WARNING: The relative Hessian convergence criterion of 94.504734428 is greater than the limit of 0.0001. The convergence is questionable.			0,00	Algorithm converged.	0,00	NE	0,3166	NE	>999,99	Algorithm converged.	0,00	NE
Cardiac disorders	Pericardial effusion	n/a	664	100,0	0	0,0	662	100,0	1	0,2		Quasi-complete separation of data points detected.				WARNING: The relative Hessian convergence criterion of 94.504734428 is greater than the limit of 0.0001. The convergence is questionable.			0,00	Algorithm converged.	0,00	NE	0,3166	NE	>999,99	Algorithm converged.	0,00	NE
Cardiac disorders	Pericarditis constrictive	n/a	664	100,0	1	0,2	662	100,0	0	0,0		Quasi-complete separation of data points detected.				WARNING: Negative of Hessian not positive definite.			NE	Algorithm converged.	NE	NE	0,3180	NE	NE	Algorithm converged.	NE	NE
Cardiac disorders	Supraventricular tachycardia	n/a	664	100,0	0	0,0	662	100,0	1	0,2		Quasi-complete separation of data points detected.				WARNING: The relative Hessian convergence criterion of 94.504734428 is greater than the limit of 0.0001. The convergence is questionable.			0,00	Algorithm converged.	0,00	NE	0,3166	NE	>999,99	Algorithm converged.	0,00	NE
Ear and labyrinth disorders		n/a	664	100,0	0	0,0	662	100,0	1	0,2		Quasi-complete separation of data points detected.				WARNING: The relative Hessian convergence criterion of 94.504734428 is greater than the limit of 0.0001. The convergence is questionable.			0,00	Algorithm converged.	0,00	NE	0,3166	NE	>999,99	Algorithm converged.	0,00	NE
Ear and labyrinth disorders	Vertigo	n/a	664	100,0	0	0,0	662	100,0	1	0,2		Quasi-complete separation of data points detected.				WARNING: The relative Hessian convergence criterion of 94.504734428 is greater than the limit of 0.0001. The convergence is questionable.			0,00	Algorithm converged.	0,00	NE	0,3166	NE	>999,99	Algorithm converged.	0,00	NE
Eye disorders		n/a	664	100,0	27	4,1	662	100,0	29	4,4	0,93	Convergence criterion (GCONV=1E-8) satisfied.	0,54	1,58	-0,003	Algorithm converged.	-0,025	0,019	0,93	Algorithm converged.	0,54	1,53	0,7760	NE	1,08	Algorithm converged.	0,64	1,80
Eye disorders	Age-related macular degeneration	n/a	664	100,0	1	0,2	662	100,0	1	0,2	1,00	Convergence criterion (GCONV=1E-8) satisfied.	0,06	15,97	0,000	Algorithm converged.	-0,004	0,004	1,00	Algorithm converged.	0,06	15,91	0,9983	NE	1,00	Algorithm converged.	0,06	16,02
Eye disorders	Angle closure glaucoma	n/a	664	100,0	1	0,2	662	100,0	0	0,0		Quasi-complete separation of data points detected.				WARNING: Negative of Hessian not positive definite.			NE	Algorithm converged.	NE	NE	0,3180	NE	NE	Algorithm converged.	NE	NE
Eye disorders	Blepharitis	n/a	664	100,0	1	0,2	662	100,0	1	0,2	1,00	Convergence criterion (GCONV=1E-8) satisfied.	0,06	15,97	0,000	Algorithm converged.	-0,004	0,004	1,00	Algorithm converged.	0,06	15,91	0,9983	NE	1,00	Algorithm converged.	0,06	16,02
Eye disorders	Cataract	n/a	664	100,0	2	0,3	662	100,0	6	0,9	0,33	Convergence criterion (GCONV=1E-8) satisfied.	0,07	1,66	-0,006	Algorithm converged.	-0,014	0,002	0,33	Algorithm converged.	0,07	1,64	0,1550	NE	0,33	Algorithm converged.	0,02	1,64
Eye disorders	Cataract nuclear	n/a	664	100,0	1	0,2	662	100,0	0	0,0		Quasi-complete separation of data points detected.				WARNING: Negative of Hessian not positive definite.			NE	Algorithm converged.	NE	NE	0,3180	NE	NE	Algorithm converged.	NE	NE
Eye disorders	Chalazion	n/a	664	100,0	2	0,3	662	100,0	0	0,0		Quasi-complete separation of data points detected.				WARNING: Negative of Hessian not positive definite.			NE	Algorithm converged.	NE	NE	0,3180	NE	NE	Algorithm converged.	NE	NE
Eye disorders	Diplopia	n/a	664	100,0	0	0,0	662	100,0	1	0,2		Quasi-complete separation of data points detected.				WARNING: The relative Hessian convergence criterion of 94.504734428 is greater than the limit of 0.0001. The convergence is questionable.			0,00	Algorithm converged.	0,00	NE	0,3166	NE	>999,99	Algorithm converged.	0,00	NE
Eye disorders	Dry age-related macular degeneration	n/a	664	100,0	2	0,3	662	100,0	0	0,0		Quasi-complete separation of data points detected.				WARNING: Negative of Hessian not positive definite.			NE	Algorithm converged.	NE	NE	0,1573	NE	NE	Algorithm converged.	NE	NE
Eye disorders	Dry eye	n/a	664	100,0	2	0,3	662	100,0	0	0,0		Quasi-complete separation of data points detected.				WARNING: Negative of Hessian not positive definite.			NE	Algorithm converged.	NE	NE	0,3180	NE	NE	Algorithm converged.	NE	NE
Eye disorders	Epiretinal membrane	n/a	664	100,0	0	0,0	662	100,0	1	0,2		Quasi-complete separation of data points detected.				WARNING: The relative Hessian convergence criterion of 94.504734428 is greater than the limit of 0.0001. The convergence is questionable.			0,00	Algorithm converged.	0,00	NE	0,3166	NE	>999,99	Algorithm converged.	0,00	NE
Eye disorders	Eye pain	n/a	664	100,0	1	0,2	662	100,0	1	0,2	1,00	Convergence criterion (GCONV=1E-8) satisfied.	0,06	15,97	0,000	Algorithm converged.	-0,004	0,004	1,00	Algorithm converged.	0,06	15,91	0,9983	NE	1,00	Algorithm converged.	0,06	16,02
Eye disorders	Eyelosis asteroid	n/a	664	100,0	1	0,2	662	100,0	0	0,0		Quasi-complete separation of data points detected.				WARNING: Negative of Hessian not positive definite.			NE	Algorithm converged.	NE	NE	0,3180	NE	NE	Algorithm converged.	NE	NE
Eye disorders	Macular degeneration	n/a	664	100,0	1	0,2	662	100,0	0	0,0		Quasi-complete separation of data points detected.				WARNING: Negative of Hessian not positive definite.			NE	Algorithm converged.	NE	NE	0,3180	NE	NE	Algorithm converged.	NE	NE
Eye disorders	Metamorphopsia	n/a	664	100,0	0	0,0	662	100,0	1	0,2		Quasi-complete separation of data points detected.				WARNING: The relative Hessian convergence criterion of 94.504734428 is greater than the limit of 0.0001. The convergence is questionable.			0,00	Algorithm converged.	0,00	NE	0,3166	NE	>999,99	Algorithm converged.	0,00	NE
Eye disorders	Neovascular age-related macular degeneration	n/a	664	100,0	7	1,1	662	100,0	9	1,4	0,77	Convergence criterion (GCONV=1E-8) satisfied.	0,29	2,09	-0,003	Algorithm converged.	-0,015	0,009	0,78	Algorithm converged.	0,29	2,07	0,6108	NE	1,29	Algorithm converged.	0,48	3,44
Eye disorders	Posterior capsule opacification	n/a	664	100,0	2	0,3	662	100,0	0	0,0		Quasi-complete separation of data points detected.				WARNING: Negative of Hessian not positive definite.			NE	Algorithm converged.	NE	NE	0,1573	NE	NE	Algorithm converged.	NE	NE
Eye disorders	Punctate keratitis	n/a	664	100,0	1	0,2	662	100,0	0	0,0		Quasi-complete separation of data points detected.				WARNING: Negative of Hessian not positive definite.			NE	Algorithm converged.	NE	NE	0,3180	NE	NE	Algorithm converged.	NE	NE
Eye disorders	Retinal haemorrhage	n/a	664	100,0	0	0,0	662	100,0	1	0,2		Quasi-complete separation of data points detected.				WARNING: The relative Hessian convergence criterion of 94.504734428 is greater than the limit of 0.0001. The convergence is questionable.			0,00	Algorithm converged.	0,00	NE	0,3166	NE	>999,99	Algorithm converged.	0,00	NE
Eye disorders	Retinal pigment epithelial tear	n/a	664	100,0	2	0,3	662	100,0	0	0,0		Quasi-complete separation of data points detected.				WARNING: Negative of Hessian not positive definite.			NE	Algorithm converged.	NE	NE	0,1578	NE	NE	Algorithm converged.	NE	NE
Eye disorders	Rhegmatogenous retinal detachment	n/a	664	100,0	1	0,2	662	100,0	2	0,3	0,50	Convergence criterion (GCONV=1E-8) satisfied.	0,05	3,50	-0,002	Algorithm converged.	-0,007	0,004	0,50	Algorithm converged.	0,05	3,48	0,5616	NE	2,01	Algorithm converged.	0,18	22,07
Eye disorders	Subretinal fibrosis	n/a	664	100,0	1	0,2	662	100,0	1	0,2	1,00	Convergence criterion (GCONV=1E-8) satisfied.	0,06	15,97	0,000	Algorithm converged.	-0,004	0,004	1,00	Algorithm converged.	0,06	15,91	0,9983	NE	1,00	Algorithm converged.	0,06	16,02
Eye disorders	Uveitis	n/a	664	100,0	2	0,3	662	100,0	2	0,3	1,00	Convergence criterion (GCONV=1E-8) satisfied.	0,14	7,10	0,000	Algorithm converged.	-0,008	0,008	1,00	Algorithm converged.	0,14	7,04	0,9976	NE	1,00	Algorithm converged.	0,14	7,10
Eye disorders	Visual acuity reduced	n/a	664	100,0	0	0,0	662	100,0	1	0,2		Quasi-complete separation of data points detected.				WARNING: The relative Hessian convergence criterion of 94.504734428 is greater than the limit of 0.0001. The convergence is questionable.			0,00	Algorithm converged.	0,00	NE	0,3166	NE	>999,99	Algorithm converged.	0,00	NE
Eye disorders	Vitreoretinal traction syndrome	n/a	664	100,0	0	0,0	662	100,0	1	0,2		Quasi-complete separation of data points detected.				WARNING: The relative Hessian convergence criterion of 94.504734428 is greater than the limit of 0.0001. The convergence is questionable.			0,00	Algorithm converged.	0,00	NE	0,3166	NE	>999,99	Algorithm converged.	0,00	NE
Eye disorders	Vitreous floaters	n/a	664	100,0	1	0,2	662	100,0	1	0,2	1,00	Convergence criterion (GCONV=1E-8) satisfied.	0,06	15,97	0,000	Algorithm converged.	-0,004	0,004	1,00	Algorithm converged.	0,06	15,91	0,9983	NE	1,00	Algorithm converged.	0,06	16,02
Eye disorders	Vitreous haemorrhage	n/a	664	100,0	1	0,2	662	100,0	0	0,0		Quasi-complete separation of data points detected.				WARNING: Negative of Hessian not positive definite.			NE	Algorithm converged.	NE	NE	0,3180	NE	NE	Algorithm converged.	NE	NE
Gastrointestinal disorders		n/a	664	100,0	7	1,1	662	100,0	13	2,0	0,53	Convergence criterion (GCONV=1E-8) satisfied.	0,21	1,34	-0,009	Algorithm converged.	-0,022	0,004	0,54	Algorithm converged.	0,22	1,34	0,1744	NE	1,86	Algorithm converged.	0,75	4,64
Gastrointestinal disorders	Abdominal discomfort	n/a	664	100,0	0	0,0	662	100,0	1	0,2		Quasi-complete separation of data points detected.				WARNING: The relative Hessian convergence criterion of 94.504734428 is greater than the limit of 0.0001. The convergence is questionable.			0,00	Algorithm converged.	0,00	NE	0,3166	NE	>999,99	Algorithm converged.	0,00	NE
Gastrointestinal disorders	Abdominal pain	n/a	664	100,0	0	0,0	662	100,0	2	0,3		Quasi-complete separation of data points detected.				WARNING: Negative of Hessian not positive definite.			0,00	Algorithm converged.	0,00	NE	0,1565	NE	>999,99	Algorithm converged.	0,00	NE
Gastrointestinal disorders	Ascites	n/a	664	100,0	0	0,0	662	100,0	1	0,2		Quasi-complete separation of data points detected.				WARNING: The relative Hessian convergence criterion of 94.504734428 is greater than the limit of 0.0001. The convergence is questionable.			0,00	Algorithm converged.	0,00	NE	0,3166	NE	>999,99	Algorithm converged.	0,00	NE
Gastrointestinal disorders	Constipation	n/a	664	100,0	1	0,2	662	100,0	1	0,2	1,00	Convergence criterion (GCONV=1E-8) satisfied.	0,06	15,97	0,000	Algorithm converged.	-0,004	0,004	1,00	Algorithm converged.	0,06	15,91	0,9983	NE	1,00	Algorithm converged.	0,06	16,02
Gastrointestinal disorders	Dental caries	n/a	664	100,0	0	0,0	662	100,0	1	0,2		Quasi-complete separation of data points detected.				WARNING: The relative Hessian convergence criterion of 94.504734428 is greater than the limit of 0.0001. The convergence is questionable.			0,00	Algorithm converged.	0,00	NE	0,3166	NE	>999,99	Algorithm converged.	0,00	NE
Gastrointestinal disorders	Diarrhoea	n/a	664	100,0	1	0,2	662	100,0	3	0,5	0,33	Convergence criterion (GCONV=1E-8) satisfied.	0,03	3,13	-0,003	Algorithm converged.	-0,009	0,003	0,33	Algorithm converged.	0,03	3,13	0,3153	NE	3,01	Algorithm converged.	0,31	28,83
Gastrointestinal disorders	Diverticulum	n/a	664	100,0	0	0,0	662	100,0	1	0,2		Quasi-complete separation of data points detected.				WARNING: The relative Hessian convergence criterion of 94.504734428 is greater than the limit of 0.0001. The convergence is questionable.			0,00	Algorithm converged.	0,00	NE	0,3166	NE	>999,99	Algorithm converged.	0,00	NE
Gastrointestinal disorders	Diverticulum intestinal	n/a	664	100,0	0	0,0	662	100,0	1	0,2		Quasi-complete separation of data points detected.				WARNING: The relative Hessian convergence criterion of 94.504734428 is greater than the limit of 0.0001. The convergence is questionable.			0,00	Algorithm converged.	0,00	NE	0,3166	NE	>999,99	Algorithm converged.	0,00	NE
Gastrointestinal disorders	Food poisoning	n/a	664	100,0	0	0,0	662	100,0	1	0,2		Quasi-complete separation of data points detected.				WARNING: The relative Hessian convergence criterion of 94.504734428 is greater than the limit of 0.0001. The convergence is questionable.			0,00	Algorithm converged.	0,00	NE	0,3166	NE	>999,99	Algorithm converged.	0,00	NE
Gastrointestinal disorders	Gastric dysplasia	n/a	664	100,0	0	0,0	662	100,0	0	0,0		Quasi-complete separation of data points detected.				WARNING: Negative of Hessian not positive definite.			NE	Algorithm converged.	NE	NE	0,3180	NE	NE	Algorithm converged.	NE	NE
Gastrointestinal disorders	Gastrointestinal haemorrhage	n/a	664	100,0	0	0,0	662	100,0	2	0,3		Quasi-complete separation of data points detected.				WARNING: Negative of Hessian not positive definite.			0,00	Algorithm converged.	0,00	NE	0,1565	NE	>999,99	Algorithm converged.	0,00	NE
Gastrointestinal disorders	Hiatus hernia	n/a	664	100,0	0	0,0	662	100,0	0	0,0		Quasi-complete separation of data points detected.				WARNING: Negative of Hessian not positive definite.			NE	Algorithm converged.	NE	NE	0,3180	NE	NE	Algorithm converged.	NE	NE
Gastrointestinal disorders	Ileus	n/a	664	100,0	0	0,0	662	100,0	2	0,3		Quasi-complete separation of data points detected.				WARNING: Negative of Hessian not positive definite.			0,00	Algorithm converged.	0,00	NE	0,1565	NE	>999,99	Algorithm converged.	0,00	NE
Gastrointestinal disorders	Incarcerated inguinal hernia	n/a	664	100,0	0	0,0	662	100,0	1	0,2		Quasi-complete separation of data points detected.				WARNING: The relative Hessian convergence criterion of 94.504734428 is greater than the limit of 0.0001. The convergence is questionable.			0,00	Algorithm converged.	0,00	NE	0,3166	NE	>999,99	Algorithm converged.	0,00	NE
Gastrointestinal disorders	Intestinal obstruction	n/a	664	100,0	0	0,0	662	100,0	1	0,2		Quasi-complete separation of data points detected.				WARNING: The relative Hessian convergence criterion of 94.504734428 is greater than the limit of 0.0001. The convergence is questionable.			0,00	Algorithm converged.	0,00	NE	0,3166	NE	>999,99	Algorithm converged.	0,00	NE
Gastrointestinal disorders	Irritable bowel syndrome	n/a	664	100,0	1	0,2	662	100,0	0	0,0		Quasi-complete separation of data points detected.				WARNING: Negative of Hessian not positive definite.			NE	Algorithm converged.	NE	NE	0,3180	NE	NE	Algorithm converged.	NE	NE
Gastrointestinal disorders	Large intestinal obstruction	n/a	664	100,0	0	0,0	662	100,0	1	0,2		Quasi-complete separation of data points detected.				WARNING: The relative Hessian convergence criterion of 94.504734428 is greater than the limit of 0.0001. The convergence is questionable.			0,00	Algorithm converged.	0,00	NE	0,3166	NE	>999,99	Algorithm converged.	0,00	NE
Gastrointestinal disorders	Large intestine perforation	n/a	664	100,0	1	0,2	662	100,0	0	0,0		Quasi-complete separation of data points detected.				WARNING: Negative of Hessian not positive definite.			NE	Algorithm converged.	NE	NE	0,3180	NE	NE	Algorithm converged.	NE	NE
Gastrointestinal disorders	Oesophagitis	n/a	664	100,0	0	0,0	662	100,0	1	0,2		Quasi-complete separation of data points detected.				WARNING: The relative Hessian convergence criterion of 94.504734428 is greater than the limit of 0.0001. The convergence is questionable.			0,00	Algorithm converged.	0,00	NE	0,3166	NE	>999,99	Algorithm converged.	0,00	NE
Gastrointestinal disorders	Upper gastrointestinal haemorrhage	n/a	664	100,0	1	0,2	662	100,0	0	0,0		Quasi-complete separation of data points detected.				WARNING: Negative of Hessian not positive definite.			NE	Algorithm converged.	NE	NE	0,3180	NE	NE	Algorithm converged.	NE	NE
General disorders and administration site conditions		n/a	664	100,0	7	1,1	662	100,0	11	1,7	0,63	Convergence criterion (GCONV=1E-8) satisfied.	0,24	1,84	-0,006	Algorithm converged.	-0,019	0,006	0,63	Algorithm converged.	0,25	1,83	0,3394	NE	1,58	Algorithm converged.	0,81	4,04
General disorders and administration site conditions	Asthenia	n/a	664	100,0	1	0,2	662	100,0	2	0,3	0,50	Convergence criterion (GCONV=1E-8) satisfied.	0,05	5,50	-0,002	Algorithm converged.	-0,007	0,004	0,50	Algorithm converged.	0,05	5,48	0,5616	NE	2,01	Algorithm converged.	0,18	22,07
General disorders and administration site conditions	Chest pain	n/a	664	100,0	2	0,3	662	100,0	3	0,5	0,66	Convergence criterion (GCONV=1E-8) satisfied.	0,11	3,98	-0,002	Algorithm converged.	-0,008	0,005	0,66	Algorithm converged.	0,11	3,96	0,6518	NE	1,50	Algorithm converged.	0,25	8,97
General disorders and administration site conditions	Death	n/a	664	100,0	2	0,3	662	100,0	3	0,5	0,66	Convergence criterion (GCONV=1E-8) satisfied.	0,11	3,98	-0,002	Algorithm converged.	-0,008	0,005	0,66	Algorithm converged.	0,11	3,96	0,6518	NE	1,50	Algorithm converged.	0,25	8,97
General disorders and administration site conditions	Gait disturbance	n/a	664	100,0	0	0,0	662	100,0	2	0,3		Quasi-complete separation of data points detected.				WARNING: Negative of Hessian not positive definite.			0,00	Algorithm converged.	0,00	NE	0,1565	NE	>999,99	Algorithm converged.	0,00	NE
General disorders and administration site conditions	Ill-defined disorder	n/a	664	100,0	1	0,2	662	100,0	0	0,0		Quasi-complete separation of data points detected.				WARNING: Negative of Hessian not positive definite.			NE	Algorithm converged.	NE	NE	0,3180	NE	NE	Algorithm converged.	NE	NE
General disorders and administration site conditions	Multiple organ dysfunction syndrome	n/a	664	100,0	1	0,2	662	100,0	0	0,0		Quasi-complete separation of data points detected.				WARNING: Negative of Hessian not positive definite.			NE	Algorithm converged.	NE	NE	0,3180	NE	NE	Algorithm converged.	NE	NE
General disorders and administration site conditions	Oedema peripheral	n/a	664	100,0	2	0,3	662	100,0	1	0,2		Quasi-complete separation of data points detected.				WARNING: The relative Hessian convergence criterion of 94.504734428 is greater than the limit of 0.0001. The convergence is questionable.			0,00	Algorithm converged.	0,00	NE	0,3166	NE	>999,99	Algorithm converged.	0,00	NE
Hepatobiliary disorders		n/a	664	100,0	0	0,0	662	100,0	2	0,3	1,00	Convergence criterion (GCONV=1E-8) satisfied.	0,14	7,10	0,000	Algorithm converged.	-0,008	0,008	1,00	Algorithm converged.	0,14	7,04	0,9976	NE	1,00	Algorithm converged.	0,14	7,10

| | | |

| | | |

| | | |

POPULATION: Safety-Evaluable Population
ENDPOINT: Severe AEs throughout the Entire Study
MODEL: Unstratified analysis
STUDY: GA40306 & GA40844
Dichotomous Analysis (Safety)

Study

			Parsimab (N=664)				Aflibercept (N=662)				Odds Ratio				Parsimab vs. Aflibercept Absolute Risk Difference				Relative Risk					Aflibercept vs. Parsimab Relative Risk			
			Patients		Patients with Event		Patients		Patients with Event																			
MedDRA System Organ Class	MedDRA Preferred Term	Level	n	%	n	%	n	%	n	%	Odds Ratio	Convergence Reason	95% Lower CL	95% Upper CL	Absolute Risk	Convergence Reason	95% Lower CL	95% Upper CL	Relative Risk	Convergence Reason	95% Lower CL	95% Upper CL	p-value (Cochran-Mantel-Haenszel)	Interaction Test p-value (likelihood ratio)	Relative Risk	Convergence Reason	95% Lower CL	95% Upper CL
Blood and lymphatic system disorders		Tenaya	333	50,2	0	0,0	336	50,8	0	0,0	NE		NE	NE	NE		NE	NE	NE		NE	NE			NE		NE	NE
Blood and lymphatic system disorders		Lucerne	331	49,8	0	0,0	328	49,2	2	0,6		* Quasi-complete separation of data points detected.				* ERROR: The mean parameter is either invalid or at a limit of its range for some observations.			0,00	Algorithm converged.	0,00	NE	0,1538		>999,99	Algorithm converged.	0,00	NE
Blood and lymphatic system disorders	Anaemia	Tenaya	333	50,2	0	0,0	336	50,8	0	0,0	NE		NE	NE	NE		NE	NE	NE		NE	NE			NE		NE	NE
Blood and lymphatic system disorders	Anaemia	Lucerne	331	49,8	0	0,0	328	49,2	1	0,3		* Quasi-complete separation of data points detected.				* ERROR: The mean parameter is either invalid or at a limit of its range for some observations.			0,00	Algorithm converged.	0,00	NE	0,3136		>999,99	Algorithm converged.	0,00	NE
Blood and lymphatic system disorders	Iron deficiency anaemia	Tenaya	333	50,2	0	0,0	336	50,8	0	0,0	NE		NE	NE	NE		NE	NE	NE		NE	NE			NE		NE	NE
Blood and lymphatic system disorders	Iron deficiency anaemia	Lucerne	331	49,8	0	0,0	328	49,2	1	0,3		* Quasi-complete separation of data points detected.				* ERROR: The mean parameter is either invalid or at a limit of its range for some observations.			0,00	Algorithm converged.	0,00	NE	0,3136		>999,99	Algorithm converged.	0,00	NE
Blood and lymphatic system disorders	Pancytopenia	Tenaya	333	50,2	0	0,0	336	50,8	0	0,0	NE		NE	NE	NE		NE	NE	NE		NE	NE			NE		NE	NE
Blood and lymphatic system disorders	Pancytopenia	Lucerne	331	49,8	0	0,0	328	49,2	1	0,3		* Quasi-complete separation of data points detected.				* ERROR: The mean parameter is either invalid or at a limit of its range for some observations.			0,00	Algorithm converged.	0,00	NE	0,3136		>999,99	Algorithm converged.	0,00	NE
Cardiac disorders		Tenaya	333	50,2	10	3,0	336	50,8	8	2,4	1,27	Convergence criterion (GCONV=1E-8) satisfied.	0,49	3,26	0,006	Algorithm converged.	-0,018	0,031	1,24	Algorithm converged.	0,50	3,16	0,6193	0,1326	0,79	Algorithm converged.	0,32	1,98
Cardiac disorders		Lucerne	331	49,8	8	2,4	328	49,2	16	4,9	0,48	Convergence criterion (GCONV=1E-8) satisfied.	0,20	1,14	-0,025	Algorithm converged.	-0,054	0,004	0,49	Algorithm converged.	0,21	1,13	0,0892		2,03	Algorithm converged.	0,88	4,64
Cardiac disorders	Acute left ventricular failure	Tenaya	333	50,2	1	0,3	336	50,8	0	0,0		* Quasi-complete separation of data points detected.				* WARNING: Negative of Hessian not positive definite.			NE	Algorithm converged.	NE	NE	0,3151	NE	NE	Algorithm converged.	NE	NE
Cardiac disorders	Acute left ventricular failure	Lucerne	331	49,8	0	0,0	328	49,2	0	0,0	NE		NE	NE	NE		NE	NE	NE		NE	NE			NE		NE	NE
Cardiac disorders	Acute myocardial infarction	Tenaya	333	50,2	1	0,3	336	50,8	1	0,3	1,01	Convergence criterion (GCONV=1E-8) satisfied.	0,06	16,20	0,000	Algorithm converged.	-0,008	0,008	1,01	Algorithm converged.	0,06	16,06	0,9949	0,3097	0,99	Algorithm converged.	0,06	15,78
Cardiac disorders	Acute myocardial infarction	Lucerne	331	49,8	1	0,3	328	49,2	0	0,0		* Quasi-complete separation of data points detected.				* WARNING: The relative Hessian convergence criterion of 31.599273961 is greater than the limit of 0.0001. The convergence is questionable.			NE	Algorithm converged.	NE	NE	0,3210		NE	Algorithm converged.	NE	NE
Cardiac disorders	Angina pectoris	Tenaya	333	50,2	0	0,0	336	50,8	0	0,0		* Quasi-complete separation of data points detected.				* ERROR: The mean parameter is either invalid or at a limit of its range for some observations.			0,00	Algorithm converged.	0,00	NE	0,3151	1,0000	>999,99	Algorithm converged.	0,00	NE
Cardiac disorders	Angina pectoris	Lucerne	331	49,8	0	0,0	328	49,2	1	0,3		* Quasi-complete separation of data points detected.				* ERROR: The mean parameter is either invalid or at a limit of its range for some observations.			0,00	Algorithm converged.	0,00	NE	0,3136		>999,99	Algorithm converged.	0,00	NE
Cardiac disorders	Atrial fibrillation	Tenaya	333	50,2	3	0,9	336	50,8	3	0,9	1,01	Convergence criterion (GCONV=1E-8) satisfied.	0,20	5,04	0,000	Algorithm converged.	-0,014	0,014	1,01	Algorithm converged.	0,21	4,96	0,9912	0,9850	0,99	Algorithm converged.	0,20	4,84
Cardiac disorders	Atrial fibrillation	Lucerne	331	49,8	2	0,6	328	49,2	2	0,6	0,99	Convergence criterion (GCONV=1E-8) satisfied.	0,14	7,03	-0,000	Algorithm converged.	-0,012	0,012	0,99	Algorithm converged.	0,14	6,95	0,9870		1,02	Algorithm converged.	0,14	7,11
Cardiac disorders	Atrial flutter	Tenaya	333	50,2	1	0,3	336	50,8	0	0,0	1,01	Convergence criterion (GCONV=1E-8) satisfied.	0,06	16,20	0,000	Algorithm converged.	-0,008	0,008	1,01	Algorithm converged.	0,06	16,06	0,9949	1,0000	0,99	Algorithm converged.	0,06	15,78
Cardiac disorders	Atrial flutter	Lucerne	331	49,8	0	0,0	328	49,2	0	0,0	NE		NE	NE	NE		NE	NE	NE		NE	NE			NE		NE	NE
Cardiac disorders	Cardiac arrest	Tenaya	333	50,2	0	0,0	336	50,8	0	0,0		* Quasi-complete separation of data points detected.				* ERROR: The mean parameter is either invalid or at a limit of its range for some observations.			0,00	Algorithm converged.	0,00	NE	0,3151		>999,99	Algorithm converged.	0,00	NE
Cardiac disorders	Cardiac arrest	Lucerne	331	49,8	0	0,0	328	49,2	0	0,0	NE		NE	NE	NE		NE	NE	NE		NE	NE			NE		NE	NE
Cardiac disorders	Cardiac failure	Tenaya	333	50,2	1	0,3	336	50,8	0	0,0		* Quasi-complete separation of data points detected.				* WARNING: Negative of Hessian not positive definite.			NE	Algorithm converged.	NE	NE	0,3151	0,2038	NE	Algorithm converged.	NE	NE
Cardiac disorders	Cardiac failure	Lucerne	331	49,8	2	0,6	328	49,2	3	0,9	0,65	Convergence criterion (GCONV=1E-8) satisfied.	0,11	3,94	-0,003	Algorithm converged.	-0,016	0,010	0,66	Algorithm converged.	0,11	3,91	0,6415		1,52	Algorithm converged.	0,24	9,04
Cardiac disorders	Cardiac failure chronic	Tenaya	333	50,2	0	0,0	336	50,8	0	0,0	NE		NE	NE	NE		NE	NE	NE		NE	NE			NE		NE	NE
Cardiac disorders	Cardiac failure chronic	Lucerne	331	49,8	1	0,3	328	49,2	0	0,0		* Quasi-complete separation of data points detected.				* WARNING: The relative Hessian convergence criterion of 31.599273752 is greater than the limit of 0.0001. The convergence is questionable.			NE	Algorithm converged.	NE	NE	0,3210		NE	Algorithm converged.	NE	NE
Cardiac disorders	Cardiac failure congestive	Tenaya	333	50,2	3	0,9	336	50,8	0	0,0		* Quasi-complete separation of data points detected.				* WARNING: Negative of Hessian not positive definite.			NE	Algorithm converged.	NE	NE	0,0814	0,0282	NE	Algorithm converged.	NE	NE
Cardiac disorders	Cardiac failure congestive	Lucerne	331	49,8	2	0,6	328	49,2	4	1,2	0,49	Convergence criterion (GCONV=1E-8) satisfied.	0,09	2,69	-0,006	Algorithm converged.	-0,021	0,008	0,49	Algorithm converged.	0,09	2,67	0,4018		2,03	Algorithm converged.	0,37	11,21
Cardiac disorders	Cardiopulmonary failure	Tenaya	333	50,2	0	0,0	336	50,8	0	0,0	NE		NE	NE	NE		NE	NE	NE		NE	NE			NE		NE	NE
Cardiac disorders	Cardiopulmonary failure	Lucerne	331	49,8	0	0,0	328	49,2	1	0,3		* Quasi-complete separation of data points detected.				* ERROR: The mean parameter is either invalid or at a limit of its range for some observations.			0,00	Algorithm converged.	0,00	NE	0,3136		>999,99	Algorithm converged.	0,00	NE
Cardiac disorders	Congestive cardiomyopathy	Tenaya	333	50,2	0	0,0	336	50,8	0	0,0	NE		NE	NE	NE		NE	NE	NE		NE	NE			NE		NE	NE
Cardiac disorders	Congestive cardiomyopathy	Lucerne	331	49,8	0	0,0	328	49,2	1	0,3		* Quasi-complete separation of data points detected.				* ERROR: The mean parameter is either invalid or at a limit of its range for some observations.			0,00	Algorithm converged.	0,00	NE	0,3136		>999,99	Algorithm converged.	0,00	NE
Cardiac disorders	Coronary artery disease	Tenaya	333	50,2	0	0,0	336	50,8	0	0,0	NE		NE	NE	NE		NE	NE	NE		NE	NE			NE		NE	NE
Cardiac disorders	Coronary artery disease	Lucerne	331	49,8	0	0,0	328	49,2	3	0,9		* Quasi-complete separation of data points detected.				* ERROR: The mean parameter is either invalid or at a limit of its range for some observations.			0,00	Algorithm converged.	0,00	NE	0,0805		>999,99	Algorithm converged.	0,00	NE
Cardiac disorders	Coronary artery occlusion	Tenaya	333	50,2	0	0,0	336	50,8	0	0,0	NE		NE	NE	NE		NE	NE	NE		NE	NE			NE		NE	NE
Cardiac disorders	Coronary artery occlusion	Lucerne	331	49,8	0	0,0	328	49,2	1	0,3		* Quasi-complete separation of data points detected.				* ERROR: The mean parameter is either invalid or at a limit of its range for some observations.			0,00	Algorithm converged.	0,00	NE	0,3136		>999,99	Algorithm converged.	0,00	NE
Cardiac disorders	Mitral valve incompetence	Tenaya	333	50,2	0	0,0	336	50,8	0	0,0		* Quasi-complete separation of data points detected.				* ERROR: The mean parameter is either invalid or at a limit of its range for some observations.			0,00	Algorithm converged.	0,00	NE	0,3195	NE	>999,99	Algorithm converged.	0,00	NE
Cardiac disorders	Mitral valve incompetence	Lucerne	331	49,8	0	0,0	328	49,2	0	0,0	NE		NE	NE	NE		NE	NE	NE		NE	NE			NE		NE	NE
Cardiac disorders	Myocardial infarction	Tenaya	333	50,2	2	0,6	336	50,8	1	0,3	2,02	Convergence criterion (GCONV=1E-8) satisfied.	0,18	22,43	0,003	Algorithm converged.	-0,007	0,013	2,02	Algorithm converged.	0,18	22,19	0,9578	0,1854	0,50	Algorithm converged.	0,05	5,44
Cardiac disorders	Myocardial infarction	Lucerne	331	49,8	0	0,0	328	49,2	0	0,0		* Quasi-complete separation of data points detected.				* ERROR: The mean parameter is either invalid or at a limit of its range for some observations.			0,00	Algorithm converged.	0,00	NE	0,3136		>999,99	Algorithm converged.	0,00	NE
Cardiac disorders	Myocardial ischaemia	Tenaya	333	50,2	0	0,0	336	50,8	0	0,0	NE		NE	NE	NE		NE	NE	NE		NE	NE			NE		NE	NE
Cardiac disorders	Myocardial ischaemia	Lucerne	331	49,8	1	0,3	328	49,2	0	0,0		* Quasi-complete separation of data points detected.				* WARNING: The relative Hessian convergence criterion of 31.599273752 is greater than the limit of 0.0001. The convergence is questionable.			NE	Algorithm converged.	NE	NE	0,3210		NE	Algorithm converged.	NE	NE
Cardiac disorders	Paroxysmal atrioventricular block	Tenaya	333	50,2	0	0,0	336	50,8	0	0,0	NE		NE	NE	NE		NE	NE	NE		NE	NE			NE		NE	NE
Cardiac disorders	Paroxysmal atrioventricular block	Lucerne	331	49,8	0	0,0	328	49,2	1	0,3		* Quasi-complete separation of data points detected.				* ERROR: The mean parameter is either invalid or at a limit of its range for some observations.			0,00	Algorithm converged.	0,00	NE	0,3136		>999,99	Algorithm converged.	0,00	NE
Cardiac disorders	Pericardial effusion	Tenaya	333	50,2	0	0,0	336	50,8	1	0,3		* Quasi-complete separation of data points detected.				* ERROR: The mean parameter is either invalid or at a limit of its range for some observations.			0,00	Algorithm converged.	0,00	NE	0,3195	NE	>999,99	Algorithm converged.	0,00	NE
Cardiac disorders	Pericardial effusion	Lucerne	331	49,8	0	0,0	328	49,2	0	0,0	NE		NE	NE	NE		NE	NE	NE		NE	NE			NE		NE	NE
Cardiac disorders	Pericarditis constrictive	Tenaya	333	50,2	1	0,3	336	50,8	0	0,0		* Quasi-complete separation of data points detected.				* WARNING: Negative of Hessian not positive definite.			NE	Algorithm converged.	NE	NE	0,3151	NE	NE	Algorithm converged.	NE	NE
Cardiac disorders	Pericarditis constrictive	Lucerne	331	49,8	0	0,0	328	49,2	0	0,0	NE		NE	NE	NE		NE	NE	NE		NE	NE			NE		NE	NE
Cardiac disorders	Supraventricular tachycardia	Tenaya	333	50,2	0	0,0	336	50,8	0	0,0		* Quasi-complete separation of data points detected.				* ERROR: The mean parameter is either invalid or at a limit of its range for some observations.			0,00	Algorithm converged.	0,00	NE	0,3195	NE	>999,99	Algorithm converged.	0,00	NE
Cardiac disorders	Supraventricular tachycardia	Lucerne	331	49,8	0	0,0	328	49,2	0	0,0	NE		NE	NE	NE		NE	NE	NE		NE	NE			NE		NE	NE
Ear and labyrinth disorders		Tenaya	333	50,2	0	0,0	336	50,8	0	0,0	NE		NE	NE	NE		NE	NE	NE		NE	NE			NE		NE	NE
Ear and labyrinth disorders		Lucerne	331	49,8	0	0,0	328	49,2	1	0,3		* Quasi-complete separation of data points detected.				* ERROR: The mean parameter is either invalid or at a limit of its range for some observations.			0,00	Algorithm converged.	0,00	NE	0,3136		>999,99	Algorithm converged.	0,00	NE
Ear and labyrinth disorders	Vertigo	Tenaya	333	50,2	0	0,0	336	50,8	0	0,0	NE		NE	NE	NE		NE	NE	NE		NE	NE			NE		NE	NE
Ear and labyrinth disorders	Vertigo	Lucerne	331	49,8	0	0,0	328	49,2	1	0,3		* Quasi-complete separation of data points detected.				* ERROR: The mean parameter is either invalid or at a limit of its range for some observations.			0,00	Algorithm converged.	0,00	NE	0,3136		>999,99	Algorithm converged.	0,00	NE
Eye disorders		Tenaya	333	50,2	12	3,6	336	50,8	21	6,3	0,56	Convergence criterion (GCONV=1E-8) satisfied.	0,27	1,16	-0,026	Algorithm converged.	-0,059	0,006	0,58	Algorithm converged.	0,29	1,15	0,1183	0,3324	1,73	Algorithm converged.	0,87	3,47
Eye disorders		Lucerne	331	49,8	15	4,5	328	49,2	8	2,4	1,85	Convergence criterion (GCONV=1E-8) satisfied.	0,79	4,31	0,021	Algorithm converged.	-0,007	0,049	1,85	Algorithm converged.	0,79	4,30	0,1477		0,54	Algorithm converged.	0,29	1,24
Eye disorders	Age-related macular degeneration	Tenaya	333	50,2	0	0,0	336	50,8	1	0,3		* Quasi-complete separation of data points detected.				* ERROR: The mean parameter is either invalid or at a limit of its range for some observations.			0,00	Algorithm converged.	0,00	NE	0,3195	0,0972	>999,99	Algorithm converged.	0,00	NE
Eye disorders	Age-related macular degeneration	Lucerne	331	49,8	1	0,3	328	49,2	0	0,0		* Quasi-complete separation of data points detected.				* WARNING: The relative Hessian convergence criterion of 31.599274066 is greater than the limit of 0.0001. The convergence is questionable.			NE	Algorithm converged.	NE	NE	0,3210		NE	Algorithm converged.	NE	NE
Eye disorders	Angle closure glaucoma	Tenaya	333	50,2	0	0,0	336	50,8	0	0,0	NE		NE	NE	NE		NE	NE	NE		NE	NE			NE		NE	NE
Eye disorders	Angle closure glaucoma	Lucerne	331	49,8	1	0,3	328	49,2	0	0,0		* Quasi-complete separation of data points detected.				* WARNING: The relative Hessian convergence criterion of 31.599273961 is greater than the limit of 0.0001. The convergence is questionable.			NE	Algorithm converged.	NE	NE	0,3210		NE	Algorithm converged.	NE	NE
Eye disorders	Blepharitis	Tenaya	333	50,2	1	0,3	336	50,8	0	0,0		* Quasi-complete separation of data points detected.				* WARNING: Negative of Hessian not positive definite.			NE	Algorithm converged.	NE	NE	0,3151	0,0945	NE	Algorithm converged.	NE	NE
Eye disorders	Blepharitis	Lucerne	331	49,8	0	0,0	328	49,2	1	0,3		* Quasi-complete separation of data points detected.				* ERROR: The mean parameter is either invalid or at a limit of its range for some observations.			0,00	Algorithm converged.	0,00	NE	0,3136		>999,99	Algorithm converged.	0,00	NE
Eye disorders	Cataract	Tenaya	333	50,2	2	0,6	336	50,8	1	0,3	1,98	Convergence criterion (GCONV=1E-8) satisfied.	0,27	1,66	-0,012	Algorithm converged.	-0,028	0,005	0,56	Algorithm converged.	0,27	1,63	0,1589	1,0000	2,97	Algorithm converged.	0,60	14,63
Eye disorders	Cataract	Lucerne	331	49,8	0	0,0	328	49,2	0	0,0	NE		NE	NE	NE		NE	NE	NE		NE	NE			NE		NE	NE
Eye disorders	Cataract nuclear	Tenaya	333	50,2	1	0,3	336	50,8	0	0,0		* Quasi-complete separation of data points detected.				* WARNING: Negative of Hessian not positive definite.			NE	Algorithm converged.	NE	NE	0,3151	NE	NE	Algorithm converged.	NE	NE
Eye disorders	Cataract nuclear	Lucerne	331	49,8	0	0,0	328	49,2	0	0,0	NE		NE	NE	NE		NE	NE	NE		NE	NE			NE		NE	NE
Eye disorders	Chalazion	Tenaya	333	50,2	1	0,3	336	50,8	0	0,0		* Quasi-complete separation of data points detected.				* WARNING: Negative of Hessian not positive definite.			NE	Algorithm converged.	NE	NE	0,3151	NE	NE	Algorithm converged.	NE	NE
Eye disorders	Chalazion	Lucerne	331	49,8	0	0,0	328	49,2	0	0,0	NE		NE	NE	NE		NE	NE	NE		NE	NE			NE		NE	NE
Eye disorders	Diplopia	Tenaya	333	50,2	0	0,0	336	50,8	0	0,0		* Quasi-complete separation of data points detected.				* ERROR: The mean parameter is either invalid or at a limit of its range for some observations.			0,00	Algorithm converged.	0,00	NE	0,3195	NE	>999,99	Algorithm converged.	0,00	NE
Eye disorders	Diplopia	Lucerne	331	49,8	0	0,0	328	49,2	0	0,0	NE		NE	NE	NE		NE	NE	NE		NE	NE			NE		NE	NE
Eye disorders	Dry age-related macular degeneration	Tenaya	333	50,2	2	0,6	336	50,8	0	0,0		* Quasi-complete separation of data points detected.				* WARNING: Negative of Hessian not positive definite.			NE	Algorithm converged.	NE	NE	0,1561	NE	NE	Algorithm converged.	NE	NE
Eye disorders	Dry age-related macular degeneration	Lucerne	331	49,8	0	0,0	328	49,2	0	0,0	NE		NE	NE	NE		NE	NE	NE		NE	NE			NE		NE	NE
Eye disorders	Dry eye	Tenaya	333	50,2	0	0,0	336	50,8	0	0,0	NE		NE	NE	NE		NE	NE	NE		NE	NE			NE		NE	NE
Eye disorders	Dry eye	Lucerne	331	49,8	1	0,3	328	49,2	0	0,0		* Quasi-complete separation of data points detected.				* WARNING: The relative Hessian convergence criterion of 31.599273856 is greater than the limit of 0.0001. The convergence is questionable.			NE	Algorithm converged.	NE	NE	0,3210		NE	Algorithm converged.	NE	NE
Eye disorders	Epiretinal membrane	Tenaya	333	50,2	0	0,0	336	50,8	0	0,0	NE		NE	NE	NE		NE	NE	NE		NE	NE			NE		NE	NE
Eye disorders	Epiretinal membrane	Lucerne	331	49,8	0	0,0	328	49,2	1	0,3		* Quasi-complete separation of data points detected.				* ERROR: The mean parameter is either invalid or at a limit of its range for some observations.			0,00	Algorithm converged.	0,00	NE	0,3136		>999,99	Algorithm converged.	0,00	NE
Eye disorders	Eye pain	Tenaya	333	50,2	0	0,0	336	50,8	1	0,3		* Quasi-complete separation of data points detected.				* ERROR: The mean parameter is either invalid or at a limit of its range for some observations.			0,00	Algorithm converged.	0,00	NE	0,3195	0,0972	>999,99	Algorithm converged.	0,00	NE
Eye disorders	Eye pain	Lucerne	331	49,8	1	0,3	328	49,2	0	0,0		* Quasi-complete separation of data points detected.				* WARNING: The relative Hessian convergence criterion of 31.599273856 is greater than the limit of 0.0001. The convergence is questionable.			NE	Algorithm converged.	NE	NE	0,3210		NE	Algorithm converged.	NE	NE
Eye disorders	Dyslexia asteroid	Tenaya	333	50,2	1	0,3	336	50,8	0	0,0		* Quasi-complete separation of data points detected.				* WARNING: Negative of Hessian not positive definite.			NE	Algorithm converged.	NE	NE	0,3151	NE	NE	Algorithm converged.	NE	NE
Eye disorders	Dyslexia asteroid	Lucerne	331	49,8	0	0,0	328	49,2	0	0,0	NE		NE	NE	NE		NE	NE	NE		NE	NE			NE		NE	NE
Eye disorders	Macular degeneration	Tenaya	333	50,2	0	0,0	336	50,8	0	0,0	NE		NE	NE	NE		NE	NE	NE		NE	NE			NE		NE	NE
Eye disorders	Macular degeneration	Lucerne	331	49,8	1	0,3	328	49,2	0	0,0		* Quasi-complete separation of data points detected.				* WARNING: The relative Hessian convergence criterion of 31.599273752 is greater than the limit of 0.0001. The convergence is questionable.			NE	Algorithm converged.	NE	NE	0,3210		NE	Algorithm converged.	NE	NE
Eye disorders	Metamorphopsia	Tenaya	333	50,2	0	0,0	336	50,8	0	0,0		* Quasi-complete separation of data points detected.				* ERROR: The mean parameter is either invalid or at a limit of its range for some observations.			0,00	Algorithm converged.	0,00	NE	0,3195		>999,99	Algorithm converged.	0,00	NE
Eye disorders	Metamorphopsia	Lucerne	331	49,8	0	0,0	328	49,2	0	0,0	NE		NE	NE	NE		NE	NE	NE		NE	NE			NE		NE	NE
Eye disorders	Neovascular age-related macular degeneration	Tenaya	333	50,2	0	0,0	336	50,8	7	2,1		* Quasi-complete separation of data points detected.				* ERROR: The mean parameter is either invalid or at a limit of its range for some observations.			0,00	Algorithm converged.	0,00	NE	0,0981	0,0004	>999,99	Algorithm converged.	0,00	NE
Eye disorders	Neovascular age-related macular degeneration	Lucerne	331	49,8	7	2,1	328	49,2	2	0,6	3,50	Convergence criterion (GCONV=1E-8) satisfied.	0,72	16,96	0,015	Algorithm converged.	-0,003	0,033	3,45	Algorithm converged.	0,72	16,47	0,0981		0,29	Algorithm converged.	0,06	1,39
Eye disorders	Posterior capsule opacification	Tenaya	333	50,2	2	0,6	336	50,8	0	0,0		* Quasi-complete separation of data points detected.				* WARNING: Negative of Hessian not positive definite.			NE	Algorithm converged.	NE	NE	0,1561	NE	NE	Algorithm converged.	NE	NE
Eye disorders	Posterior capsule opacification	Lucerne	331	49,8	0	0,0	328	49,2	0	0,0	NE		NE	NE	NE		NE	NE	NE		NE	NE			NE		NE	NE
Eye disorders	Punctate keratitis	Tenaya	333	50,2	1	0,3	336	50,8	0	0,0		* Quasi-complete separation of data points detected.				* WARNING: Negative of Hessian not positive definite.			NE	Algorithm converged.	NE	NE	0,3151	NE	NE	Algorithm converged.	NE	NE
Eye disorders	Punctate keratitis	Lucerne	331	49,8	0	0,0	328	49,2	0	0,0	NE		NE	NE	NE		NE	NE	NE		NE	NE			NE		NE	NE
Eye disorders	Retinal haemorrhage	Tenaya	333	50,2	0	0,0	336	50,8	0	0,0	NE		NE	NE	NE		NE	NE	NE		NE	NE			NE		NE	NE
Eye disorders	Retinal haemorrhage	Lucerne	331	49,8	0	0,0	328	49,2	1	0,3		* Quasi-complete separation of data points detected.				* ERROR: The mean parameter is either invalid or at a limit of its range for some observations.			0,00	Algorithm converged.	0,00	NE	0,3136		>999,99	Algorithm converged.	0,00	NE
Eye disorders	Retinal pigment epithelial tear	Tenaya	333	50,2	0	0,0	336	50,8	0	0,0	NE		NE	NE	NE		NE	NE	NE		NE	NE			NE		NE	NE
Eye disorders	Retinal pigment epithelial tear	Lucerne	331	49,8	2	0,6	328	49,2	0	0,0		* Quasi-complete separation of data points detected.				* WARNING: Negative of Hessian not positive definite.			NE	Algorithm converged.	NE	NE	0,1600		NE	Algorithm converged.	NE	NE
Eye disorders	Rhegmatogenous retinal detachment	Tenaya	333	50,2	1	0,3	336	50,8	2	0,6	0,50	Convergence criterion (GCONV=1E-8) satisfied.	0,05	5,57	-0,003	Algorithm converged.	-0,013	0,007	0,50	Algorithm converged.	0,05	5,34	0,5686	1,0000	1,98	Algorithm converged.	0,18	21,29

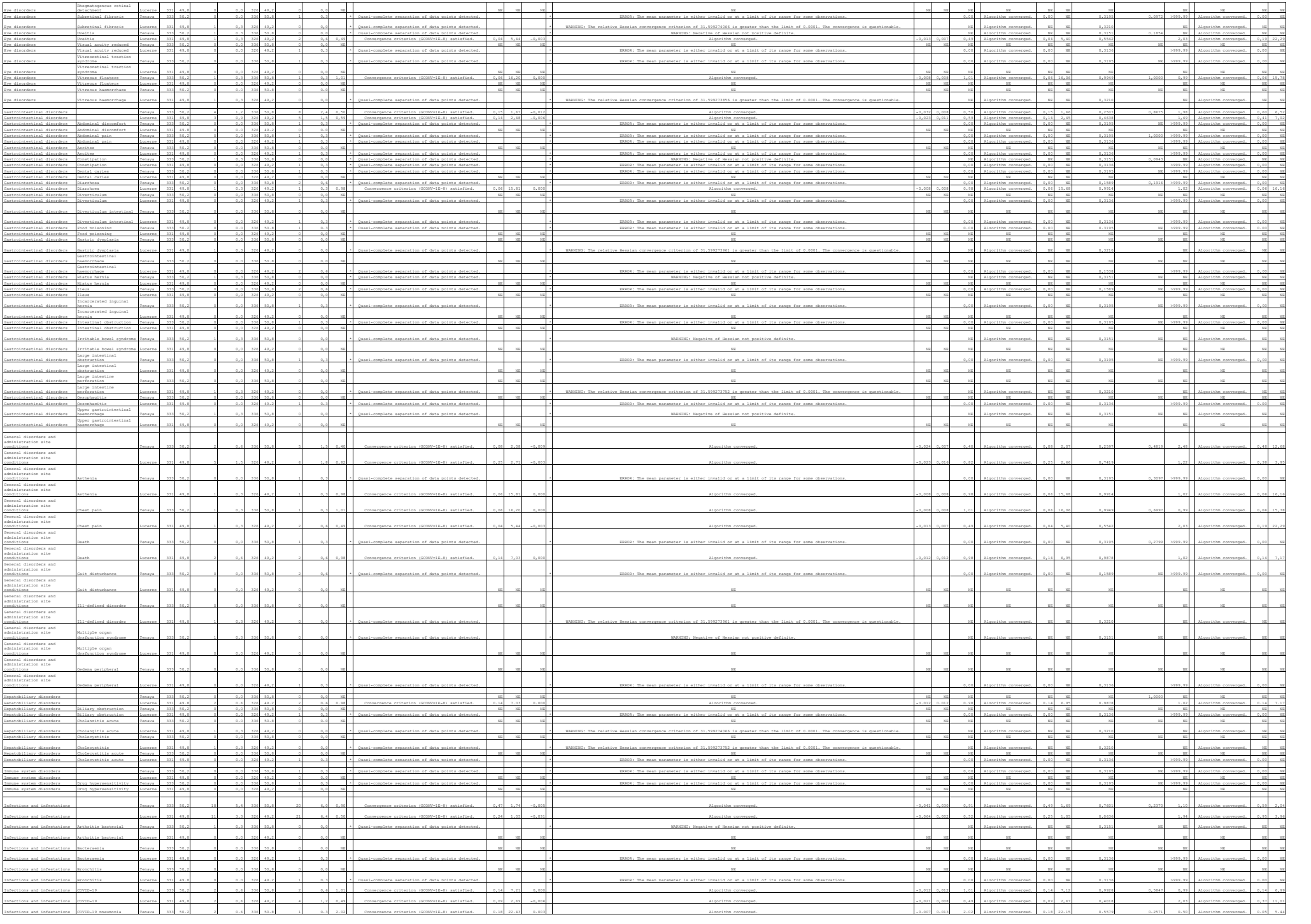

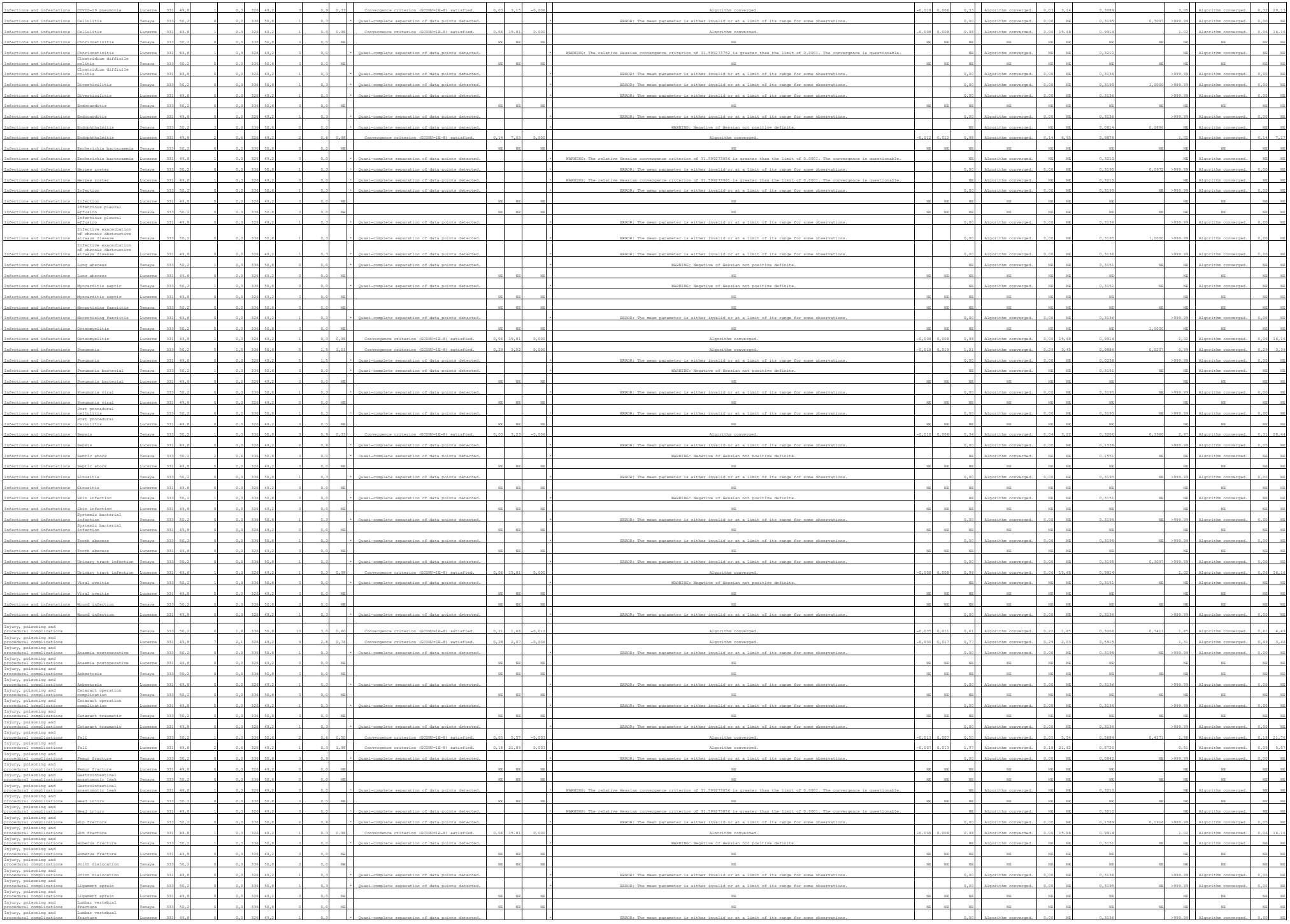

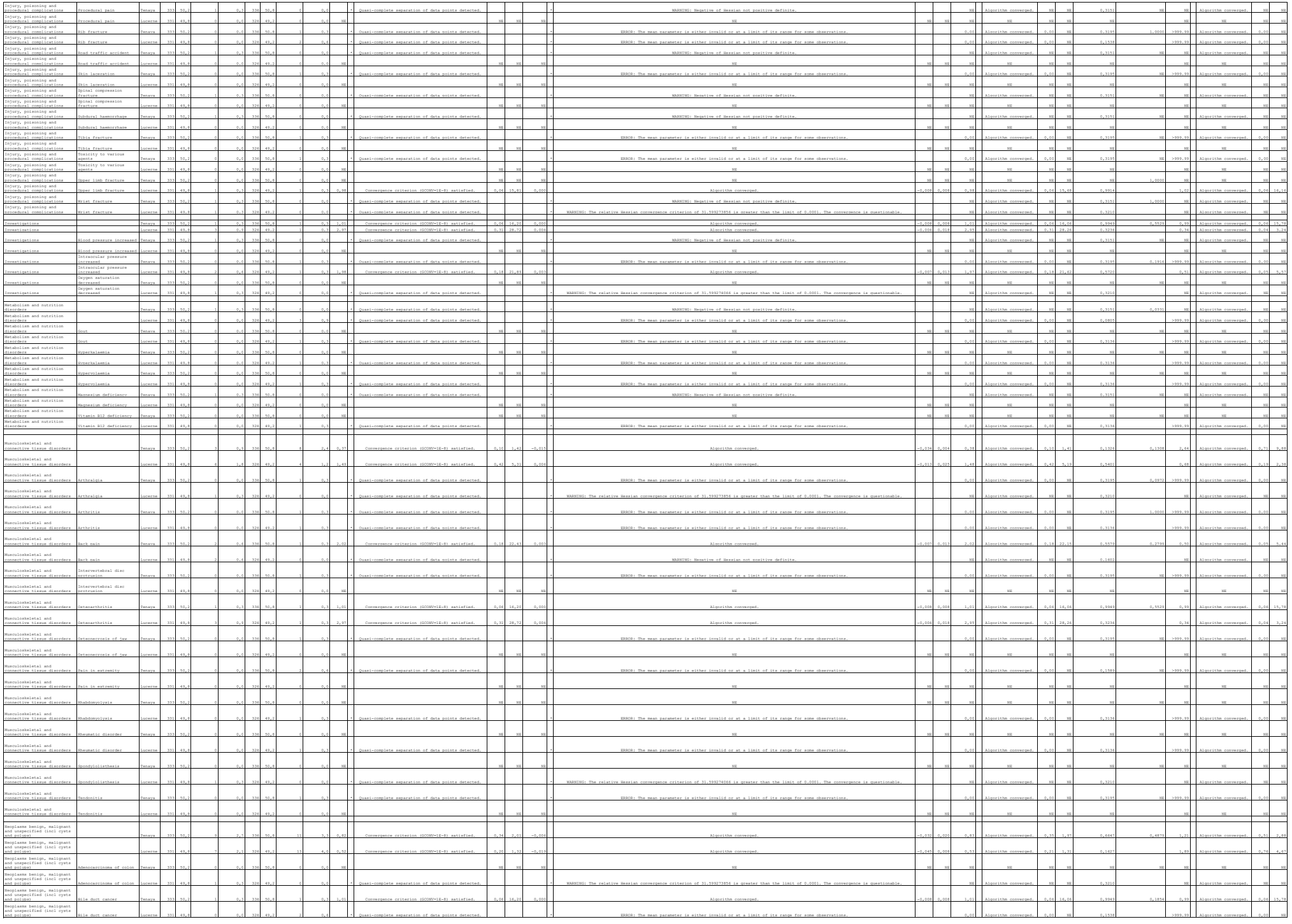



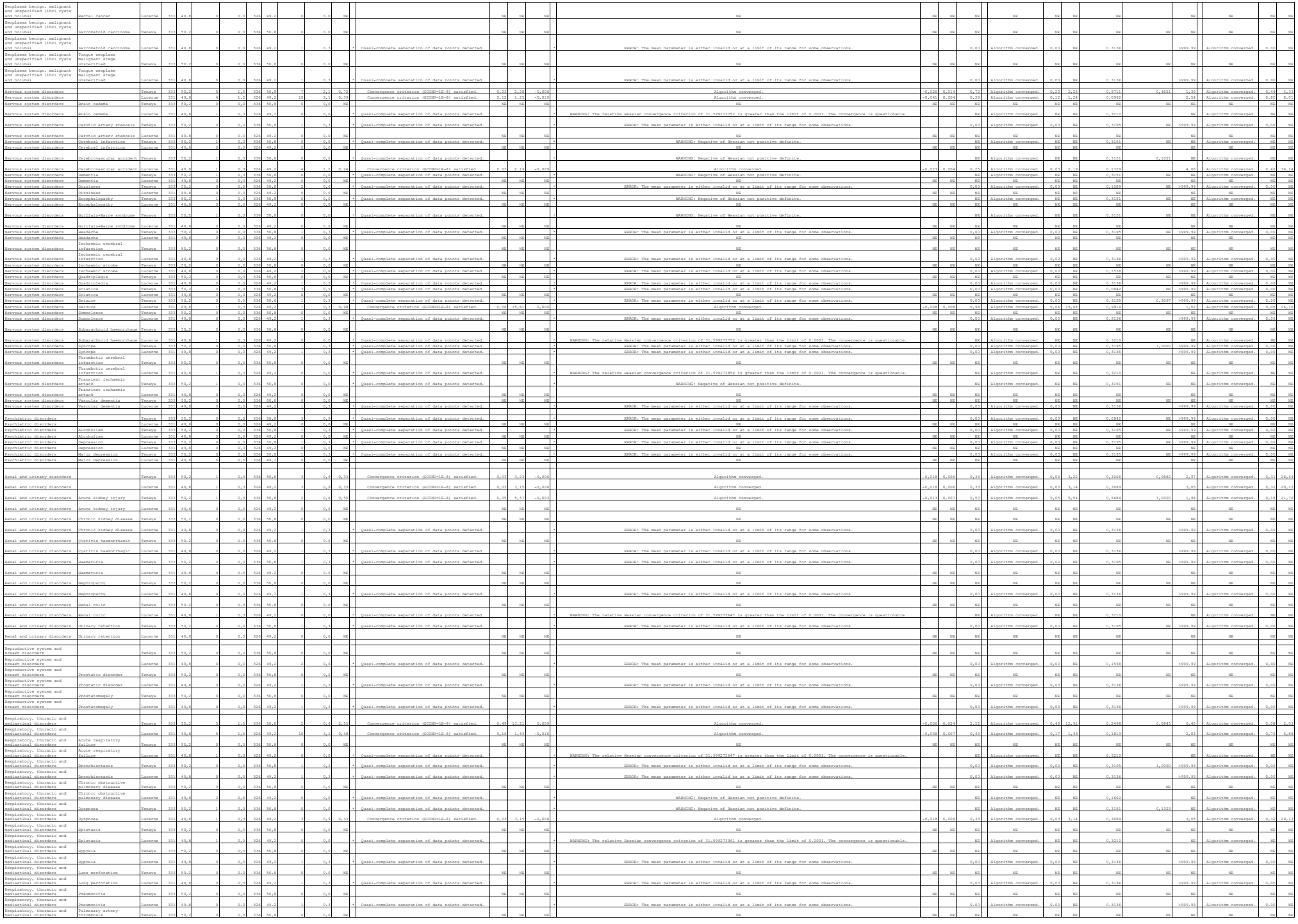

| | | |

POPULATION: Safety-Evaluable Population
ENDPOINT: Any SAEs throughout the Entire Study
MODEL: Unstratified analysis
STUDY: GA40306 & GA40844
Dichotomous Analysis by Subgroups (Safety)

All

			Parsimab (N=664)			Aflibercept (N=662)				Parsimab vs. Aflibercept												Aflibercept vs. Parsimab			
			Patients	Patients with Event		Patients	Patients with Event			Odds Ratio				Absolute Risk Difference				Relative Risk				Relative Risk			
MedDRA System Organ Class	MedDRA Preferred Term	Level	n	%	n	%	n	%	n	%	Odds Ratio	Convergence Reason	95% Lower CL	95% Upper CL	Absolute Risk	Convergence Reason	95% Lower CL	95% Upper CL	Relative Risk	Convergence Reason	95% Lower CL	95% Upper CL	p-value (Cochran-Mantel-Haenszel)	Interaction Test p-value (likelihood ratio)	Relative Risk	Convergence Reason	95% Lower CL	95% Upper CL
Blood and lymphatic system disorders		n/a	664	100,0	4	0,6	662	100,0	4	0,6	1,00	Convergence criterion (GCONV=1E-8) satisfied.	0,25	4,00	0,000	Algorithm converged.	-0,008	0,008	1,00	Algorithm converged.	0,25	3,97	0,9966	NE	1,00	Algorithm converged.	0,25	3,99
Blood and lymphatic system disorders	Anaemia	n/a	664	100,0	4	0,6	662	100,0	3	0,5	1,33	Convergence criterion (GCONV=1E-8) satisfied.	0,30	5,97	0,001	Algorithm converged.	-0,006	0,008	1,33	Algorithm converged.	0,30	5,92	0,7078	NE	0,75	Algorithm converged.	0,17	3,32
Blood and lymphatic system disorders	Febrile neutropenia	n/a	664	100,0	0	0,0	662	100,0	1	0,2		Quasi-complete separation of data points detected.				WARNING: The relative Hessian convergence criterion of 94.504734428 is greater than the limit of 0.0001. The convergence is questionable.			0,00	Algorithm converged.	0,00	NE	0,3166	NE	>999,99	Algorithm converged.	0,00	NE
Blood and lymphatic system disorders	Iron deficiency anaemia	n/a	664	100,0	0	0,0	662	100,0	1	0,2		Quasi-complete separation of data points detected.				WARNING: The relative Hessian convergence criterion of 94.504734428 is greater than the limit of 0.0001. The convergence is questionable.			0,00	Algorithm converged.	0,00	NE	0,3166	NE	>999,99	Algorithm converged.	0,00	NE
Blood and lymphatic system disorders	Pancytopenia	n/a	664	100,0	0	0,0	662	100,0	1	0,2		Quasi-complete separation of data points detected.				WARNING: The relative Hessian convergence criterion of 94.504734428 is greater than the limit of 0.0001. The convergence is questionable.			0,00	Algorithm converged.	0,00	NE	0,3166	NE	>999,99	Algorithm converged.	0,00	NE
Cardiac disorders		n/a	664	100,0	29	4,4	662	100,0	30	4,5	0,96	Convergence criterion (GCONV=1E-8) satisfied.	0,57	1,62	-0,002	Algorithm converged.	-0,024	0,021	0,94	Algorithm converged.	0,53	1,53	0,8847	NE	1,04	Algorithm converged.	0,63	1,74
Cardiac disorders	Acute left ventricular failure	n/a	664	100,0	1	0,2	662	100,0	1	0,2	1,00	Convergence criterion (GCONV=1E-8) satisfied.	0,06	15,97	0,000	Algorithm converged.	-0,004	0,004	1,00	Algorithm converged.	0,06	15,91	0,9983	NE	1,00	Algorithm converged.	0,06	16,00
Cardiac disorders	Acute myocardial infarction	n/a	664	100,0	2	0,3	662	100,0	2	0,3	1,00	Convergence criterion (GCONV=1E-8) satisfied.	0,14	7,10	0,000	Algorithm converged.	-0,006	0,006	1,00	Algorithm converged.	0,14	7,06	0,9976	NE	1,00	Algorithm converged.	0,14	7,10
Cardiac disorders	Angina pectoris	n/a	664	100,0	3	0,5	662	100,0	2	0,3	1,50	Convergence criterion (GCONV=1E-8) satisfied.	0,25	8,92	0,001	Algorithm converged.	-0,005	0,008	1,50	Algorithm converged.	0,23	8,92	0,4567	NE	0,67	Algorithm converged.	0,11	3,99
Cardiac disorders	Arrhythmia	n/a	664	100,0	0	0,0	662	100,0	1	0,2		Quasi-complete separation of data points detected.				WARNING: The relative Hessian convergence criterion of 94.504734428 is greater than the limit of 0.0001. The convergence is questionable.			0,00	Algorithm converged.	0,00	NE	0,3166	NE	>999,99	Algorithm converged.	0,00	NE
Cardiac disorders	Atrial fibrillation	n/a	664	100,0	8	1,2	662	100,0	7	1,1	1,14	Convergence criterion (GCONV=1E-8) satisfied.	0,41	3,16	0,001	Algorithm converged.	-0,010	0,013	1,14	Algorithm converged.	0,42	3,12	0,7937	NE	0,88	Algorithm converged.	0,32	2,41
Cardiac disorders	Atrial flutter	n/a	664	100,0	1	0,2	662	100,0	1	0,2	1,00	Convergence criterion (GCONV=1E-8) satisfied.	0,06	15,97	0,000	Algorithm converged.	-0,004	0,004	1,00	Algorithm converged.	0,06	15,91	0,9983	NE	1,00	Algorithm converged.	0,06	16,00
Cardiac disorders	Cardiac arrest	n/a	664	100,0	0	0,0	662	100,0	1	0,2		Quasi-complete separation of data points detected.				WARNING: The relative Hessian convergence criterion of 94.504734428 is greater than the limit of 0.0001. The convergence is questionable.			0,00	Algorithm converged.	0,00	NE	0,3166	NE	>999,99	Algorithm converged.	0,00	NE
Cardiac disorders	Cardiac failure	n/a	664	100,0	4	0,6	662	100,0	3	0,5	1,33	Convergence criterion (GCONV=1E-8) satisfied.	0,30	5,97	0,001	Algorithm converged.	-0,006	0,008	1,33	Algorithm converged.	0,30	5,92	0,7078	NE	0,75	Algorithm converged.	0,17	3,32
Cardiac disorders	Cardiac failure chronic	n/a	664	100,0	1	0,2	662	100,0	0	0,0		Quasi-complete separation of data points detected.				WARNING: Negative of Hessian not positive definite.			NE	Algorithm converged.	NE	NE	0,3180	NE	NE	Algorithm converged.	NE	NE
Cardiac disorders	Cardiac failure congestive	n/a	664	100,0	6	0,9	662	100,0	7	1,1	0,85	Convergence criterion (GCONV=1E-8) satisfied.	0,29	2,55	-0,002	Algorithm converged.	-0,012	0,008	0,85	Algorithm converged.	0,29	2,53	0,7764	NE	1,17	Algorithm converged.	0,43	3,46
Cardiac disorders	Cardiopulmonary failure	n/a	664	100,0	0	0,0	662	100,0	1	0,2		Quasi-complete separation of data points detected.				WARNING: The relative Hessian convergence criterion of 94.504734428 is greater than the limit of 0.0001. The convergence is questionable.			0,00	Algorithm converged.	0,00	NE	0,3166	NE	>999,99	Algorithm converged.	0,00	NE
Cardiac disorders	Congestive cardiomyopathy	n/a	664	100,0	0	0,0	662	100,0	1	0,2		Quasi-complete separation of data points detected.				WARNING: The relative Hessian convergence criterion of 94.504734428 is greater than the limit of 0.0001. The convergence is questionable.			0,00	Algorithm converged.	0,00	NE	0,3166	NE	>999,99	Algorithm converged.	0,00	NE
Cardiac disorders	Coronary artery disease	n/a	664	100,0	2	0,3	662	100,0	4	0,6	0,50	Convergence criterion (GCONV=1E-8) satisfied.	0,09	2,72	-0,003	Algorithm converged.	-0,010	0,006	0,50	Algorithm converged.	0,09	2,71	0,4112	NE	2,01	Algorithm converged.	0,37	10,91
Cardiac disorders	Coronary artery occlusion	n/a	664	100,0	0	0,0	662	100,0	1	0,2		Quasi-complete separation of data points detected.				WARNING: The relative Hessian convergence criterion of 94.504734428 is greater than the limit of 0.0001. The convergence is questionable.			0,00	Algorithm converged.	0,00	NE	0,3166	NE	>999,99	Algorithm converged.	0,00	NE
Cardiac disorders	Dressler's syndrome	n/a	664	100,0	0	0,0	662	100,0	0	0,0		Quasi-complete separation of data points detected.				WARNING: Negative of Hessian not positive definite.			NE	Algorithm converged.	NE	NE	0,3180	NE	NE	Algorithm converged.	NE	NE
Cardiac disorders	Mitral valve incompetence	n/a	664	100,0	0	0,0	662	100,0	1	0,2		Quasi-complete separation of data points detected.				WARNING: The relative Hessian convergence criterion of 94.504734428 is greater than the limit of 0.0001. The convergence is questionable.			0,00	Algorithm converged.	0,00	NE	0,3166	NE	>999,99	Algorithm converged.	0,00	NE
Cardiac disorders	Mitral valve prolapse	n/a	664	100,0	0	0,0	662	100,0	1	0,2		Quasi-complete separation of data points detected.				WARNING: The relative Hessian convergence criterion of 94.504734428 is greater than the limit of 0.0001. The convergence is questionable.			0,00	Algorithm converged.	0,00	NE	0,3166	NE	>999,99	Algorithm converged.	0,00	NE
Cardiac disorders	Myocardial infarction	n/a	664	100,0	2	0,3	662	100,0	2	0,3	1,00	Convergence criterion (GCONV=1E-8) satisfied.	0,14	7,10	0,000	Algorithm converged.	-0,006	0,006	1,00	Algorithm converged.	0,14	7,06	0,9976	NE	1,00	Algorithm converged.	0,14	7,10
Cardiac disorders	Myocardial ischaemia	n/a	664	100,0	1	0,2	662	100,0	0	0,0		Quasi-complete separation of data points detected.				WARNING: Negative of Hessian not positive definite.			NE	Algorithm converged.	NE	NE	0,3180	NE	NE	Algorithm converged.	NE	NE
Cardiac disorders	Paroxysmal atrioventricular block	n/a	664	100,0	0	0,0	662	100,0	1	0,2		Quasi-complete separation of data points detected.				WARNING: The relative Hessian convergence criterion of 94.504734428 is greater than the limit of 0.0001. The convergence is questionable.			0,00	Algorithm converged.	0,00	NE	0,3166	NE	>999,99	Algorithm converged.	0,00	NE
Cardiac disorders	Pericardial effusion	n/a	664	100,0	1	0,2	662	100,0	0	0,0		Quasi-complete separation of data points detected.				WARNING: Negative of Hessian not positive definite.			NE	Algorithm converged.	NE	NE	0,3180	NE	NE	Algorithm converged.	NE	NE
Cardiac disorders	Pericarditis	n/a	664	100,0	1	0,2	662	100,0	0	0,0		Quasi-complete separation of data points detected.				WARNING: Negative of Hessian not positive definite.			NE	Algorithm converged.	NE	NE	0,3180	NE	NE	Algorithm converged.	NE	NE
Cardiac disorders	Pericarditis constrictive	n/a	664	100,0	1	0,2	662	100,0	0	0,0		Quasi-complete separation of data points detected.				WARNING: Negative of Hessian not positive definite.			NE	Algorithm converged.	NE	NE	0,3180	NE	NE	Algorithm converged.	NE	NE
Cardiac disorders	Supraventricular tachycardia	n/a	664	100,0	0	0,0	662	100,0	1	0,2		Quasi-complete separation of data points detected.				WARNING: The relative Hessian convergence criterion of 94.504734428 is greater than the limit of 0.0001. The convergence is questionable.			0,00	Algorithm converged.	0,00	NE	0,3166	NE	>999,99	Algorithm converged.	0,00	NE
Cardiac disorders	Ventricular extrasystoles	n/a	664	100,0	1	0,2	662	100,0	0	0,0		Quasi-complete separation of data points detected.				WARNING: Negative of Hessian not positive definite.			NE	Algorithm converged.	NE	NE	0,3180	NE	NE	Algorithm converged.	NE	NE
Cardiac disorders	Ventricular fibrillation	n/a	664	100,0	1	0,2	662	100,0	0	0,0		Quasi-complete separation of data points detected.				WARNING: Negative of Hessian not positive definite.			NE	Algorithm converged.	NE	NE	0,3180	NE	NE	Algorithm converged.	NE	NE
Cardiac disorders	Ventricular tachycardia	n/a	664	100,0	1	0,2	662	100,0	0	0,0		Quasi-complete separation of data points detected.				WARNING: Negative of Hessian not positive definite.			NE	Algorithm converged.	NE	NE	0,3180	NE	NE	Algorithm converged.	NE	NE
Ear and labyrinth disorders		n/a	664	100,0	0	0,0	662	100,0	1	0,2		Quasi-complete separation of data points detected.				WARNING: The relative Hessian convergence criterion of 94.504734428 is greater than the limit of 0.0001. The convergence is questionable.			0,00	Algorithm converged.	0,00	NE	0,3166	NE	>999,99	Algorithm converged.	0,00	NE
Ear and labyrinth disorders	Vertigo	n/a	664	100,0	0	0,0	662	100,0	1	0,2		Quasi-complete separation of data points detected.				WARNING: The relative Hessian convergence criterion of 94.504734428 is greater than the limit of 0.0001. The convergence is questionable.			0,00	Algorithm converged.	0,00	NE	0,3166	NE	>999,99	Algorithm converged.	0,00	NE
Eye disorders		n/a	664	100,0	36	5,4	662	100,0	36	5,4	1,00	Convergence criterion (GCONV=1E-8) satisfied.	0,62	1,60	0,000	Algorithm converged.	-0,023	0,024	1,00	Algorithm converged.	0,64	1,56	0,9835	NE	1,00	Algorithm converged.	0,64	1,57
Eye disorders	Age-related macular degeneration	n/a	664	100,0	2	0,3	662	100,0	2	0,3	1,00	Convergence criterion (GCONV=1E-8) satisfied.	0,14	7,10	0,000	Algorithm converged.	-0,006	0,006	1,00	Algorithm converged.	0,14	7,06	0,9976	NE	1,00	Algorithm converged.	0,14	7,10
Eye disorders	Angle-closure glaucoma	n/a	664	100,0	1	0,2	662	100,0	0	0,0		Quasi-complete separation of data points detected.				WARNING: Negative of Hessian not positive definite.			NE	Algorithm converged.	NE	NE	0,3180	NE	NE	Algorithm converged.	NE	NE
Eye disorders	Cataract	n/a	664	100,0	3	0,5	662	100,0	6	0,9	0,50	Convergence criterion (GCONV=1E-8) satisfied.	0,12	1,99	-0,003	Algorithm converged.	-0,013	0,004	0,50	Algorithm converged.	0,13	1,99	0,3137	NE	2,01	Algorithm converged.	0,50	7,99
Eye disorders	Corneal oedema	n/a	664	100,0	0	0,0	662	100,0	1	0,2		Quasi-complete separation of data points detected.				WARNING: The relative Hessian convergence criterion of 94.504734428 is greater than the limit of 0.0001. The convergence is questionable.			0,00	Algorithm converged.	0,00	NE	0,3166	NE	>999,99	Algorithm converged.	0,00	NE
Eye disorders	Corneal opacity	n/a	664	100,0	1	0,2	662	100,0	0	0,0		Quasi-complete separation of data points detected.				WARNING: Negative of Hessian not positive definite.			NE	Algorithm converged.	NE	NE	0,3180	NE	NE	Algorithm converged.	NE	NE
Eye disorders	Diplopia	n/a	664	100,0	0	0,0	662	100,0	1	0,2		Quasi-complete separation of data points detected.				WARNING: The relative Hessian convergence criterion of 94.504734428 is greater than the limit of 0.0001. The convergence is questionable.			0,00	Algorithm converged.	0,00	NE	0,3166	NE	>999,99	Algorithm converged.	0,00	NE
Eye disorders	Dry age-related macular degeneration	n/a	664	100,0	1	0,2	662	100,0	1	0,2	1,00	Convergence criterion (GCONV=1E-8) satisfied.	0,06	15,97	0,000	Algorithm converged.	-0,004	0,004	1,00	Algorithm converged.	0,06	15,91	0,9983	NE	1,00	Algorithm converged.	0,06	16,00
Eye disorders	Eye allergy	n/a	664	100,0	2	0,3	662	100,0	1	0,2		Quasi-complete separation of data points detected.				WARNING: The relative Hessian convergence criterion of 94.504734428 is greater than the limit of 0.0001. The convergence is questionable.			0,00	Algorithm converged.	0,00	NE	0,3166	NE	>999,99	Algorithm converged.	0,00	NE
Eye disorders	Lens dislocation	n/a	664	100,0	1	0,2	662	100,0	0	0,0		Quasi-complete separation of data points detected.				WARNING: Negative of Hessian not positive definite.			NE	Algorithm converged.	NE	NE	0,3180	NE	NE	Algorithm converged.	NE	NE
Eye disorders	Macular degeneration	n/a	664	100,0	3	0,5	662	100,0	0	0,0		Quasi-complete separation of data points detected.				WARNING: The relative Hessian convergence criterion of 34.493139542 is greater than the limit of 0.0001. The convergence is questionable.			0,00	Algorithm converged.	0,00	NE	0,0835	NE	NE	Algorithm converged.	NE	NE
Eye disorders	Neovascular age-related macular degeneration	n/a	664	100,0	9	1,4	662	100,0	13	2,0	0,69	Convergence criterion (GCONV=1E-8) satisfied.	0,29	1,62	-0,004	Algorithm converged.	-0,020	0,008	0,69	Algorithm converged.	0,30	1,60	0,3861	NE	1,45	Algorithm converged.	0,62	3,37
Eye disorders	Non-infectious endophthalmitis	n/a	664	100,0	0	0,0	662	100,0	1	0,2		Quasi-complete separation of data points detected.				WARNING: The relative Hessian convergence criterion of 94.504734428 is greater than the limit of 0.0001. The convergence is questionable.			0,00	Algorithm converged.	0,00	NE	0,3166	NE	>999,99	Algorithm converged.	0,00	NE
Eye disorders	Peripheral exudative haemorrhagic chorioretinopathy	n/a	664	100,0	0	0,0	662	100,0	1	0,2		Quasi-complete separation of data points detected.				WARNING: The relative Hessian convergence criterion of 94.504734428 is greater than the limit of 0.0001. The convergence is questionable.			0,00	Algorithm converged.	0,00	NE	0,3166	NE	>999,99	Algorithm converged.	0,00	NE
Eye disorders	Retinal degeneration	n/a	664	100,0	0	0,0	662	100,0	1	0,2		Quasi-complete separation of data points detected.				WARNING: The relative Hessian convergence criterion of 94.504734428 is greater than the limit of 0.0001. The convergence is questionable.			0,00	Algorithm converged.	0,00	NE	0,3166	NE	>999,99	Algorithm converged.	0,00	NE
Eye disorders	Retinal detachment	n/a	664	100,0	1	0,2	662	100,0	0	0,0		Quasi-complete separation of data points detected.				WARNING: Negative of Hessian not positive definite.			NE	Algorithm converged.	NE	NE	0,3180	NE	NE	Algorithm converged.	NE	NE
Eye disorders	Retinal haemorrhage	n/a	664	100,0	0	0,0	662	100,0	1	0,2		Quasi-complete separation of data points detected.				WARNING: The relative Hessian convergence criterion of 94.504734428 is greater than the limit of 0.0001. The convergence is questionable.			0,00	Algorithm converged.	0,00	NE	0,3166	NE	>999,99	Algorithm converged.	0,00	NE
Eye disorders	Retinal pigment epithelial tear	n/a	664	100,0	4	0,6	662	100,0	0	0,0		Quasi-complete separation of data points detected.				ERROR: The mean parameter is either invalid or at a limit of its range for some observations.			NE	Algorithm converged.	NE	NE	0,0456	NE	NE	Algorithm converged.	NE	NE
Eye disorders	Retinal tear	n/a	664	100,0	2	0,3	662	100,0	2	0,3		Quasi-complete separation of data points detected.				WARNING: Negative of Hessian not positive definite.			0,00	Algorithm converged.	0,00	NE	0,1365	NE	>999,99	Algorithm converged.	0,00	NE
Eye disorders	Retinal vein occlusion	n/a	664	100,0	1	0,2	662	100,0	0	0,0		Quasi-complete separation of data points detected.				WARNING: Negative of Hessian not positive definite.			NE	Algorithm converged.	NE	NE	0,3180	NE	NE	Algorithm converged.	NE	NE
Eye disorders	Rhegmatogenous retinal detachment	n/a	664	100,0	2	0,3	662	100,0	2	0,3	0,50	Convergence criterion (GCONV=1E-8) satisfied.	0,05	5,50	-0,002	Algorithm converged.	-0,007	0,004	0,50	Algorithm converged.	0,05	5,49	0,5416	NE	2,01	Algorithm converged.	0,18	22,07
Eye disorders	Subretinal fibrosis	n/a	664	100,0	0	0,0	662	100,0	1	0,2		Quasi-complete separation of data points detected.				WARNING: The relative Hessian convergence criterion of 94.504734428 is greater than the limit of 0.0001. The convergence is questionable.			0,00	Algorithm converged.	0,00	NE	0,3166	NE	>999,99	Algorithm converged.	0,00	NE
Eye disorders	Tractional retinal detachment	n/a	664	100,0	1	0,2	662	100,0	0	0,0		Quasi-complete separation of data points detected.				WARNING: Negative of Hessian not positive definite.			NE	Algorithm converged.	NE	NE	0,3180	NE	NE	Algorithm converged.	NE	NE
Eye disorders	Uveitis	n/a	664	100,0	3	0,5	662	100,0	2	0,3	1,50	Convergence criterion (GCONV=1E-8) satisfied.	0,25	8,92	0,001	Algorithm converged.	-0,005	0,008	1,50	Algorithm converged.	0,23	8,92	0,4567	NE	0,67	Algorithm converged.	0,11	3,99
Eye disorders	Visual acuity reduced	n/a	664	100,0	2	0,3	662	100,0	1	0,2	2,00	Convergence criterion (GCONV=1E-8) satisfied.	0,18	22,08	0,002	Algorithm converged.	-0,004	0,007	1,99	Algorithm converged.	0,18	21,94	0,9652	NE	0,50	Algorithm converged.	0,05	5,52
Eye disorders	Vitreous haemorrhage	n/a	664	100,0	1	0,2	662	100,0	3	0,5	3,00	Convergence criterion (GCONV=1E-8) satisfied.	0,31	28,91	0,003	Algorithm converged.	-0,003	0,009	2,99	Algorithm converged.	0,31	28,91	0,1182	NE	3,01	Algorithm converged.	0,32	28,84
Eye disorders	Vitritis	n/a	664	100,0	0	0,0	662	100,0	0	0,0		Quasi-complete separation of data points detected.				WARNING: Negative of Hessian not positive definite.			NE	Algorithm converged.	NE	NE	0,3180	NE	NE	Algorithm converged.	NE	NE
Gastrointestinal disorders		n/a	664	100,0	16	2,4	662	100,0	17	2,6	0,94	Convergence criterion (GCONV=1E-8) satisfied.	0,47	1,87	-0,002	Algorithm converged.	-0,018	0,015	0,94	Algorithm converged.	0,48	1,84	0,8532	NE	1,07	Algorithm converged.	0,54	2,08
Gastrointestinal disorders	Abdominal discomfort	n/a	664	100,0	0	0,0	662	100,0	1	0,2		Quasi-complete separation of data points detected.				WARNING: The relative Hessian convergence criterion of 94.504734428 is greater than the limit of 0.0001. The convergence is questionable.			0,00	Algorithm converged.	0,00	NE	0,3166	NE	>999,99	Algorithm converged.	0,00	NE
Gastrointestinal disorders	Abdominal pain	n/a	664	100,0	2	0,3	662	100,0	2	0,3	1,00	Convergence criterion (GCONV=1E-8) satisfied.	0,14	7,10	0,000	Algorithm converged.	-0,006	0,006	1,00	Algorithm converged.	0,14	7,06	0,9976	NE	1,00	Algorithm converged.	0,14	7,10
Gastrointestinal disorders	Abdominal pain upper	n/a	664	100,0	1	0,2	662	100,0	1	0,2	1,00	Convergence criterion (GCONV=1E-8) satisfied.	0,06	15,97	0,000	Algorithm converged.	-0,004	0,004	1,00	Algorithm converged.	0,06	15,91	0,9983	NE	1,00	Algorithm converged.	0,06	16,00
Gastrointestinal disorders	Ascites	n/a	664	100,0	0	0,0	662	100,0	1	0,2		Quasi-complete separation of data points detected.				WARNING: The relative Hessian convergence criterion of 94.504734428 is greater than the limit of 0.0001. The convergence is questionable.			0,00	Algorithm converged.	0,00	NE	0,3166	NE	>999,99	Algorithm converged.	0,00	NE
Gastrointestinal disorders	Constipation	n/a	664	100,0	3	0,5	662	100,0	3	0,5	0,33	Convergence criterion (GCONV=1E-8) satisfied.	0,03	3,19	-0,003	Algorithm converged.	-0,009	0,003	0,33	Algorithm converged.	0,03	3,19	0,3153	NE	3,01	Algorithm converged.	0,31	28,83
Gastrointestinal disorders	Diarrhoea	n/a	664	100,0	3	0,5	662	100,0	3	0,5	0,99	Convergence criterion (GCONV=1E-8) satisfied.	0,03	3,19	-0,003	Algorithm converged.	-0,009	0,003	0,99	Algorithm converged.	0,03	3,19	0,3153	NE	3,01	Algorithm converged.	0,31	28,83
Gastrointestinal disorders	Diverticulum intestinal	n/a	664	100,0	0	0,0	662	100,0	1	0,2		Quasi-complete separation of data points detected.				WARNING: The relative Hessian convergence criterion of 94.504734428 is greater than the limit of 0.0001. The convergence is questionable.			0,00	Algorithm converged.	0,00	NE	0,3166	NE	>999,99	Algorithm converged.	0,00	NE
Gastrointestinal disorders	Food poisoning	n/a	664	100,0	1	0,2	662	100,0	0	0,0		Quasi-complete separation of data points detected.				WARNING: Negative of Hessian not positive definite.			NE	Algorithm converged.	NE	NE	0,3180	NE	NE	Algorithm converged.	NE	NE
Gastrointestinal disorders	Gastric dysplasia	n/a	664	100,0	1	0,2	662	100,0	0	0,0		Quasi-complete separation of data points detected.				WARNING: Negative of Hessian not positive definite.			NE	Algorithm converged.	NE	NE	0,3180	NE	NE	Algorithm converged.	NE	NE
Gastrointestinal disorders	Gastritis	n/a	664	100,0	0	0,0	662	100,0	1	0,2		Quasi-complete separation of data points detected.				WARNING: The relative Hessian convergence criterion of 94.504734428 is greater than the limit of 0.0001. The convergence is questionable.			0,00	Algorithm converged.	0,00	NE	0,3166	NE	>999,99	Algorithm converged.	0,00	NE
Gastrointestinal disorders	Gastrointestinal haemorrhage	n/a	664	100,0	4	0,6	662	100,0	4	0,6		Quasi-complete separation of data points detected.				WARNING: Negative of Hessian not positive definite.			0,00	Algorithm converged.	0,00	NE	0,0449	NE	>999,99	Algorithm converged.	0,00	NE
Gastrointestinal disorders	Hiatus hernia	n/a	664	100,0	1	0,2	662	100,0	0	0,0		Quasi-complete separation of data points detected.				WARNING: Negative of Hessian not positive definite.			NE	Algorithm converged.	NE	NE	0,3180	NE	NE	Algorithm converged.	NE	NE
Gastrointestinal disorders	Ileus	n/a	664	100,0	0	0,0	662	100,0	2	0,3		Quasi-complete separation of data points detected.				WARNING: Negative of Hessian not positive definite.			0,00	Algorithm converged.	0,00	NE	0,1565	NE	>999,99	Algorithm converged.	0,00	NE
Gastrointestinal disorders	Incarcerated inguinal hernia	n/a	664	100,0	0	0,0	662	100,0	1	0,2		Quasi-complete separation of data points detected.				WARNING: The relative Hessian convergence criterion of 94.504734428 is greater than the limit of 0.0001. The convergence is questionable.			0,00	Algorithm converged.	0,00	NE	0,3166	NE	>999,99	Algorithm converged.	0,00	NE
Gastrointestinal disorders	Inguinal hernia	n/a	664	100,0	0	0,0	662	100,0	1	0,2		Quasi-complete separation of data points detected.				WARNING: The relative Hessian convergence criterion of 94.504734428 is greater than the limit of 0.0001. The convergence is questionable.			0,00	Algorithm converged.	0,00	NE	0,3166	NE	>999,99	Algorithm converged.	0,00	NE
Gastrointestinal disorders	Intestinal obstruction	n/a	664	100,0	2	0,3	662	100,0	1	0,2	2,00	Convergence criterion (GCONV=1E-8) satisfied.	0,18	22,08	0,002	Algorithm converged.	-0,004	0,007	1,99	Algorithm converged.	0,18	21,94	0,9652	NE	0,50	Algorithm converged.	0,05	5,52
Gastrointestinal disorders	Irritable bowel syndrome	n/a	664	100,0	1	0,2	662	100,0	0	0,0		Quasi-complete separation of data points detected.				WARNING: Negative of Hessian not positive definite.			NE	Algorithm converged.	NE	NE	0,3180	NE	NE	Algorithm converged.	NE	NE
Gastrointestinal disorders	Large intestine perforation	n/a	664	100,0	0	0,0	662	100,0	0	0,0		Quasi-complete separation of data points detected.				WARNING: Negative of Hessian not positive definite.			NE	Algorithm converged.	NE	NE	0,3180	NE	NE	Algorithm converged.	NE	NE
Gastrointestinal disorders	Lower gastrointestinal haemorrhage	n/a	664	100,0	1	0,2	662	100,0	0	0,0		Quasi-complete separation of data points detected.				WARNING: Negative of Hessian not positive definite.			NE	Algorithm converged.	NE	NE	0,3180	NE	NE	Algorithm converged.	NE	NE
Gastrointestinal disorders	Melaena	n/a	664	100,0	1	0,2	662	100,0	0	0,0		Quasi-complete separation of data points detected.				WARNING: Negative of Hessian not positive definite.			NE	Algorithm converged.	NE	NE	0,3180	NE	NE	Algorithm converged.	NE	NE
Gastrointestinal disorders	Mouth cyst	n/a	664	100,0	1	0,2	662	100,0	0	0,0		Quasi-complete separation of data points detected.				WARNING: Negative of Hessian not positive definite.			NE	Algorithm converged.	NE	NE	0,3180	NE	NE	Algorithm converged.	NE	NE
Gastrointestinal disorders	Oesophageal ulcer	n/a	664	100,0	1	0,2	662	100,0	0	0,0		Quasi-complete separation of data points detected.				WARNING: Negative of Hessian not positive definite.			NE	Algorithm converged.	NE	NE	0,3180	N

| | | |

Injury, poisoning and procedural complications	Wrist fracture	n/a	664	100,0	1	0,2	662	100,0	0	0,0		*	Quasi-complete separation of data points detected.				*	WARNING: Negative of Hessian not positive definite.			NE	Algorithm converged.	NE	NE	0,3180	NE	NE	Algorithm converged.	NE	NE
Investigations		n/a	664	100,0	2	0,3	662	100,0	4	0,6	0,50	*	Convergence criterion (GCONV=1E-8) satisfied.	0,09	2,72	-0,003	*	Algorithm converged.	-0,018	0,006	0,50	Algorithm converged.	0,09	2,71	0,4112	NE	2,01	Algorithm converged.	0,37	10,91
Investigations	Intraocular pressure increased	n/a	664	100,0	1	0,2	662	100,0	3	0,5	0,33	*	Convergence criterion (GCONV=1E-8) satisfied.	0,01	3,19	-0,003	*	Algorithm converged.	-0,009	0,003	0,33	Algorithm converged.	0,01	3,19	0,3153	NE	3,01	Algorithm converged.	0,31	28,85
Investigations	Staphylococcus test positive	n/a	664	100,0	0	0,0	662	100,0	1	0,2		*	Quasi-complete separation of data points detected.				*	WARNING: The relative Hessian convergence criterion of 94.504734428 is greater than the limit of 0.0001. The convergence is questionable.			0,00	Algorithm converged.	0,00	NE	0,3166	NE	>999,99	Algorithm converged.	0,00	NE
Investigations	Weight decreased	n/a	664	100,0	1	0,2	662	100,0	0	0,0		*	Quasi-complete separation of data points detected.				*	WARNING: Negative of Hessian not positive definite.			NE	Algorithm converged.	NE	NE	0,3180	NE	NE	Algorithm converged.	NE	NE
Metabolism and nutrition disorders		n/a	664	100,0	1	0,2	662	100,0	10	1,5	0,10	*	Convergence criterion (GCONV=1E-8) satisfied.	0,01	0,77	-0,014	*	Algorithm converged.	-0,023	-0,004	0,10	Algorithm converged.	0,01	0,76	0,0084	NE	10,03	Algorithm converged.	1,29	78,13
Metabolism and nutrition disorders	Dehydration	n/a	664	100,0	0	0,0	662	100,0	3	0,5		*	Quasi-complete separation of data points detected.				*	WARNING: Negative of Hessian not positive definite.			0,00	Algorithm converged.	0,00	NE	0,0826	NE	>999,99	Algorithm converged.	0,00	NE
Metabolism and nutrition disorders	Gout	n/a	664	100,0	0	0,0	662	100,0	1	0,2		*	Quasi-complete separation of data points detected.				*	WARNING: The relative Hessian convergence criterion of 94.504734428 is greater than the limit of 0.0001. The convergence is questionable.			0,00	Algorithm converged.	0,00	NE	0,3166	NE	>999,99	Algorithm converged.	0,00	NE
Metabolism and nutrition disorders	Hyperkalaemia	n/a	664	100,0	0	0,0	662	100,0	1	0,2		*	Quasi-complete separation of data points detected.				*	WARNING: The relative Hessian convergence criterion of 94.504734428 is greater than the limit of 0.0001. The convergence is questionable.			0,00	Algorithm converged.	0,00	NE	0,3166	NE	>999,99	Algorithm converged.	0,00	NE
Metabolism and nutrition disorders	Hypervolaemia	n/a	664	100,0	0	0,0	662	100,0	1	0,2		*	Quasi-complete separation of data points detected.				*	WARNING: The relative Hessian convergence criterion of 94.504734428 is greater than the limit of 0.0001. The convergence is questionable.			0,00	Algorithm converged.	0,00	NE	0,3166	NE	>999,99	Algorithm converged.	0,00	NE
Metabolism and nutrition disorders	Hypokalaemia	n/a	664	100,0	2	0,3	662	100,0	2	0,3		*	Quasi-complete separation of data points detected.				*	WARNING: Negative of Hessian not positive definite.			0,01	Algorithm converged.	0,00	NE	0,1565	NE	>999,99	Algorithm converged.	0,00	NE
Metabolism and nutrition disorders	Hyponatraemia	n/a	664	100,0	0	0,0	662	100,0	1	0,2		*	Quasi-complete separation of data points detected.				*	WARNING: The relative Hessian convergence criterion of 94.504734428 is greater than the limit of 0.0001. The convergence is questionable.			0,00	Algorithm converged.	0,00	NE	0,3166	NE	>999,99	Algorithm converged.	0,00	NE
Metabolism and nutrition disorders	Magnesium deficiency	n/a	664	100,0	1	0,2	662	100,0	0	0,0		*	Quasi-complete separation of data points detected.				*	WARNING: Negative of Hessian not positive definite.			NE	Algorithm converged.	NE	NE	0,3180	NE	NE	Algorithm converged.	NE	NE
Metabolism and nutrition disorders	Type 2 diabetes mellitus	n/a	664	100,0	0	0,0	662	100,0	1	0,2		*	Quasi-complete separation of data points detected.				*	WARNING: The relative Hessian convergence criterion of 94.504734428 is greater than the limit of 0.0001. The convergence is questionable.			0,00	Algorithm converged.	0,00	NE	0,3166	NE	>999,99	Algorithm converged.	0,00	NE
Metabolism and nutrition disorders	Vitamin B12 deficiency	n/a	664	100,0	0	0,0	662	100,0	1	0,2		*	Quasi-complete separation of data points detected.				*	WARNING: The relative Hessian convergence criterion of 94.504734428 is greater than the limit of 0.0001. The convergence is questionable.			0,00	Algorithm converged.	0,00	NE	0,3166	NE	>999,99	Algorithm converged.	0,00	NE
Musculoskeletal and connective tissue disorders		n/a	664	100,0	11	1,7	662	100,0	8	1,2	1,38	*	Convergence criterion (GCONV=1E-8) satisfied.	0,55	3,45	0,004	*	Algorithm converged.	-0,008	0,017	1,37	Algorithm converged.	0,55	3,39	0,4925	NE	0,73	Algorithm converged.	0,30	1,82
Musculoskeletal and connective tissue disorders	Arthritis	n/a	664	100,0	1	0,2	662	100,0	0	0,0		*	Quasi-complete separation of data points detected.				*	WARNING: Negative of Hessian not positive definite.			NE	Algorithm converged.	NE	NE	0,3180	NE	NE	Algorithm converged.	NE	NE
Musculoskeletal and connective tissue disorders	Back pain	n/a	664	100,0	1	0,2	662	100,0	1	0,2	1,00	*	Convergence criterion (GCONV=1E-8) satisfied.	0,06	15,97	0,000	*	Algorithm converged.	-0,004	0,004	1,00	Algorithm converged.	0,06	15,91	0,9983	NE	1,00	Algorithm converged.	0,06	16,00
Musculoskeletal and connective tissue disorders	Fracture nonunion	n/a	664	100,0	1	0,2	662	100,0	0	0,0		*	Quasi-complete separation of data points detected.				*	WARNING: Negative of Hessian not positive definite.			NE	Algorithm converged.	NE	NE	0,3180	NE	NE	Algorithm converged.	NE	NE
Musculoskeletal and connective tissue disorders	Intervertebral disc protrusion	n/a	664	100,0	1	0,2	662	100,0	0	0,0		*	Quasi-complete separation of data points detected.				*	WARNING: Negative of Hessian not positive definite.			NE	Algorithm converged.	NE	NE	0,3180	NE	NE	Algorithm converged.	NE	NE
Musculoskeletal and connective tissue disorders	Lumbar spinal stenosis	n/a	664	100,0	1	0,2	662	100,0	0	0,0		*	Quasi-complete separation of data points detected.				*	WARNING: Negative of Hessian not positive definite.			NE	Algorithm converged.	NE	NE	0,3180	NE	NE	Algorithm converged.	NE	NE
Musculoskeletal and connective tissue disorders	Muscular weakness	n/a	664	100,0	0	0,0	662	100,0	1	0,2		*	Quasi-complete separation of data points detected.				*	WARNING: The relative Hessian convergence criterion of 94.504734428 is greater than the limit of 0.0001. The convergence is questionable.			0,00	Algorithm converged.	0,00	NE	0,3166	NE	>999,99	Algorithm converged.	0,00	NE
Musculoskeletal and connective tissue disorders	Musculoskeletal chest pain	n/a	664	100,0	1	0,2	662	100,0	0	0,0		*	Quasi-complete separation of data points detected.				*	WARNING: Negative of Hessian not positive definite.			NE	Algorithm converged.	NE	NE	0,3180	NE	NE	Algorithm converged.	NE	NE
Musculoskeletal and connective tissue disorders	Musculoskeletal stiffness	n/a	664	100,0	0	0,0	662	100,0	1	0,2		*	Quasi-complete separation of data points detected.				*	WARNING: The relative Hessian convergence criterion of 94.504734428 is greater than the limit of 0.0001. The convergence is questionable.			0,00	Algorithm converged.	0,00	NE	0,3166	NE	>999,99	Algorithm converged.	0,00	NE
Musculoskeletal and connective tissue disorders	Osteoarthritis	n/a	664	100,0	5	0,8	662	100,0	2	0,3	2,50	*	Convergence criterion (GCONV=1E-8) satisfied.	0,48	12,85	0,005	*	Algorithm converged.	-0,003	0,012	2,49	Algorithm converged.	0,49	12,81	0,2574	NE	0,40	Algorithm converged.	0,08	2,04
Musculoskeletal and connective tissue disorders	Osteonecrosis of jaw	n/a	664	100,0	0	0,0	662	100,0	1	0,2		*	Quasi-complete separation of data points detected.				*	WARNING: The relative Hessian convergence criterion of 94.504734428 is greater than the limit of 0.0001. The convergence is questionable.			0,00	Algorithm converged.	0,00	NE	0,3166	NE	>999,99	Algorithm converged.	0,00	NE
Musculoskeletal and connective tissue disorders	Rhabdomyolysis	n/a	664	100,0	0	0,0	662	100,0	1	0,2		*	Quasi-complete separation of data points detected.				*	WARNING: The relative Hessian convergence criterion of 94.504734428 is greater than the limit of 0.0001. The convergence is questionable.			0,00	Algorithm converged.	0,00	NE	0,3166	NE	>999,99	Algorithm converged.	0,00	NE
Musculoskeletal and connective tissue disorders	Rheumatic disorder	n/a	664	100,0	0	0,0	662	100,0	1	0,2		*	Quasi-complete separation of data points detected.				*	WARNING: The relative Hessian convergence criterion of 94.504734428 is greater than the limit of 0.0001. The convergence is questionable.			0,00	Algorithm converged.	0,00	NE	0,3166	NE	>999,99	Algorithm converged.	0,00	NE
Musculoskeletal and connective tissue disorders	Scoliosis	n/a	664	100,0	0	0,0	662	100,0	1	0,2		*	Quasi-complete separation of data points detected.				*	WARNING: The relative Hessian convergence criterion of 94.504734428 is greater than the limit of 0.0001. The convergence is questionable.			0,00	Algorithm converged.	0,00	NE	0,3166	NE	>999,99	Algorithm converged.	0,00	NE
Musculoskeletal and connective tissue disorders	Spondylolisthesis	n/a	664	100,0	1	0,2	662	100,0	0	0,0		*	Quasi-complete separation of data points detected.				*	WARNING: Negative of Hessian not positive definite.			NE	Algorithm converged.	NE	NE	0,3180	NE	NE	Algorithm converged.	NE	NE
Neoplasms benign, malignant and unspecified (incl cysts and polyps)		n/a	664	100,0	21	3,2	662	100,0	28	4,2	0,74	*	Convergence criterion (GCONV=1E-8) satisfied.	0,42	1,32	-0,011	*	Algorithm converged.	-0,031	0,010	0,75	Algorithm converged.	0,43	1,30	0,3033	NE	1,34	Algorithm converged.	0,77	2,33
Neoplasms benign, malignant and unspecified (incl cysts and polyps)	Adenocarcinoma of colon	n/a	664	100,0	1	0,2	662	100,0	0	0,0		*	Quasi-complete separation of data points detected.				*	WARNING: Negative of Hessian not positive definite.			NE	Algorithm converged.	NE	NE	0,3180	NE	NE	Algorithm converged.	NE	NE
Neoplasms benign, malignant and unspecified (incl cysts and polyps)	Basal cell carcinoma	n/a	664	100,0	0	0,0	662	100,0	1	0,2		*	Quasi-complete separation of data points detected.				*	WARNING: The relative Hessian convergence criterion of 94.504734428 is greater than the limit of 0.0001. The convergence is questionable.			0,00	Algorithm converged.	0,00	NE	0,3166	NE	>999,99	Algorithm converged.	0,00	NE
Neoplasms benign, malignant and unspecified (incl cysts and polyps)	Bile duct cancer	n/a	664	100,0	1	0,2	662	100,0	3	0,5	0,33	*	Convergence criterion (GCONV=1E-8) satisfied.	0,01	3,19	-0,003	*	Algorithm converged.	-0,009	0,003	0,33	Algorithm converged.	0,01	3,19	0,3153	NE	3,01	Algorithm converged.	0,31	28,85
Neoplasms benign, malignant and unspecified (incl cysts and polyps)	Bladder cancer	n/a	664	100,0	1	0,2	662	100,0	0	0,0		*	Quasi-complete separation of data points detected.				*	WARNING: Negative of Hessian not positive definite.			NE	Algorithm converged.	NE	NE	0,3180	NE	NE	Algorithm converged.	NE	NE
Neoplasms benign, malignant and unspecified (incl cysts and polyps)	Bladder neoplasm	n/a	664	100,0	1	0,2	662	100,0	1	0,2	1,00	*	Convergence criterion (GCONV=1E-8) satisfied.	0,06	15,97	0,000	*	Algorithm converged.	-0,004	0,004	1,00	Algorithm converged.	0,06	15,91	0,9983	NE	1,00	Algorithm converged.	0,06	16,00
Neoplasms benign, malignant and unspecified (incl cysts and polyps)	Breast cancer	n/a	664	100,0	1	0,2	662	100,0	1	0,2	1,00	*	Convergence criterion (GCONV=1E-8) satisfied.	0,06	15,97	0,000	*	Algorithm converged.	-0,004	0,004	1,00	Algorithm converged.	0,06	15,91	0,9983	NE	1,00	Algorithm converged.	0,06	16,00
Neoplasms benign, malignant and unspecified (incl cysts and polyps)	Cerebral haemangioma	n/a	664	100,0	0	0,0	662	100,0	1	0,2		*	Quasi-complete separation of data points detected.				*	WARNING: The relative Hessian convergence criterion of 94.504734428 is greater than the limit of 0.0001. The convergence is questionable.			0,00	Algorithm converged.	0,00	NE	0,3166	NE	>999,99	Algorithm converged.	0,00	NE
Neoplasms benign, malignant and unspecified (incl cysts and polyps)	Cholangiocarcinoma	n/a	664	100,0	0	0,0	662	100,0	1	0,2		*	Quasi-complete separation of data points detected.				*	WARNING: The relative Hessian convergence criterion of 94.504734428 is greater than the limit of 0.0001. The convergence is questionable.			0,00	Algorithm converged.	0,00	NE	0,3166	NE	>999,99	Algorithm converged.	0,00	NE
Neoplasms benign, malignant and unspecified (incl cysts and polyps)	Colon adenoma	n/a	664	100,0	0	0,0	662	100,0	1	0,2		*	Quasi-complete separation of data points detected.				*	WARNING: The relative Hessian convergence criterion of 94.504734428 is greater than the limit of 0.0001. The convergence is questionable.			0,00	Algorithm converged.	0,00	NE	0,3166	NE	>999,99	Algorithm converged.	0,00	NE
Neoplasms benign, malignant and unspecified (incl cysts and polyps)	Colon cancer metastatic	n/a	664	100,0	0	0,0	662	100,0	1	0,2		*	Quasi-complete separation of data points detected.				*	WARNING: The relative Hessian convergence criterion of 94.504734428 is greater than the limit of 0.0001. The convergence is questionable.			0,00	Algorithm converged.	0,00	NE	0,3166	NE	>999,99	Algorithm converged.	0,00	NE
Neoplasms benign, malignant and unspecified (incl cysts and polyps)	Colon cancer stage IV	n/a	664	100,0	0	0,0	662	100,0	1	0,2		*	Quasi-complete separation of data points detected.				*	WARNING: The relative Hessian convergence criterion of 94.504734428 is greater than the limit of 0.0001. The convergence is questionable.			0,00	Algorithm converged.	0,00	NE	0,3166	NE	>999,99	Algorithm converged.	0,00	NE
Neoplasms benign, malignant and unspecified (incl cysts and polyps)	Colon neoplasm	n/a	664	100,0	1	0,2	662	100,0	0	0,0		*	Quasi-complete separation of data points detected.				*	WARNING: Negative of Hessian not positive definite.			NE	Algorithm converged.	NE	NE	0,3180	NE	NE	Algorithm converged.	NE	NE
Neoplasms benign, malignant and unspecified (incl cysts and polyps)	Colorectal cancer	n/a	664	100,0	1	0,2	662	100,0	0	0,0		*	Quasi-complete separation of data points detected.				*	WARNING: Negative of Hessian not positive definite.			NE	Algorithm converged.	NE	NE	0,3180	NE	NE	Algorithm converged.	NE	NE
Neoplasms benign, malignant and unspecified (incl cysts and polyps)	Extranodal marginal zone B-cell lymphoma (MALT type)	n/a	664	100,0	0	0,0	662	100,0	1	0,2		*	Quasi-complete separation of data points detected.				*	WARNING: The relative Hessian convergence criterion of 94.504734428 is greater than the limit of 0.0001. The convergence is questionable.			0,00	Algorithm converged.	0,00	NE	0,3166	NE	>999,99	Algorithm converged.	0,00	NE
Neoplasms benign, malignant and unspecified (incl cysts and polyps)	Gastric cancer	n/a	664	100,0	1	0,2	662	100,0	0	0,0		*	Quasi-complete separation of data points detected.				*	WARNING: Negative of Hessian not positive definite.			NE	Algorithm converged.	NE	NE	0,3180	NE	NE	Algorithm converged.	NE	NE
Neoplasms benign, malignant and unspecified (incl cysts and polyps)	Gastric cancer recurrent	n/a	664	100,0	0	0,0	662	100,0	1	0,2		*	Quasi-complete separation of data points detected.				*	WARNING: The relative Hessian convergence criterion of 94.504734428 is greater than the limit of 0.0001. The convergence is questionable.			0,00	Algorithm converged.	0,00	NE	0,3166	NE	>999,99	Algorithm converged.	0,00	NE
Neoplasms benign, malignant and unspecified (incl cysts and polyps)	Glioblastoma multiforme	n/a	664	100,0	0	0,0	662	100,0	1	0,2		*	Quasi-complete separation of data points detected.				*	WARNING: The relative Hessian convergence criterion of 94.504734428 is greater than the limit of 0.0001. The convergence is questionable.			0,00	Algorithm converged.	0,00	NE	0,3166	NE	>999,99	Algorithm converged.	0,00	NE
Neoplasms benign, malignant and unspecified (incl cysts and polyps)	Hair follicle tumour benign	n/a	664	100,0	0	0,0	662	100,0	1	0,2		*	Quasi-complete separation of data points detected.				*	WARNING: The relative Hessian convergence criterion of 94.504734428 is greater than the limit of 0.0001. The convergence is questionable.			0,00	Algorithm converged.	0,00	NE	0,3166	NE	>999,99	Algorithm converged.	0,00	NE
Neoplasms benign, malignant and unspecified (incl cysts and polyps)	Hepatic cancer	n/a	664	100,0	0	0,0	662	100,0	1	0,2		*	Quasi-complete separation of data points detected.				*	WARNING: The relative Hessian convergence criterion of 94.504734428 is greater than the limit of 0.0001. The convergence is questionable.			0,00	Algorithm converged.	0,00	NE	0,3166	NE	>999,99	Algorithm converged.	0,00	NE
Neoplasms benign, malignant and unspecified (incl cysts and polyps)	Lung adenocarcinoma	n/a	664	100,0	1	0,2	662	100,0	0	0,0		*	Quasi-complete separation of data points detected.				*	WARNING: Negative of Hessian not positive definite.			NE	Algorithm converged.	NE	NE	0,3180	NE	NE	Algorithm converged.	NE	NE
Neoplasms benign, malignant and unspecified (incl cysts and polyps)	Lung cancer metastatic	n/a	664	100,0	0	0,0	662	100,0	1	0,2		*	Quasi-complete separation of data points detected.				*	WARNING: The relative Hessian convergence criterion of 94.504734428 is greater than the limit of 0.0001. The convergence is questionable.			0,00	Algorithm converged.	0,00	NE	0,3166	NE	>999,99	Algorithm converged.	0,00	NE
Neoplasms benign, malignant and unspecified (incl cysts and polyps)	Lung neoplasm	n/a	664	100,0	1	0,2	662	100,0	0	0,0		*	Quasi-complete separation of data points detected.				*	WARNING: Negative of Hessian not positive definite.			NE	Algorithm converged.	NE	NE	0,3180	NE	NE	Algorithm converged.	NE	NE
Neoplasms benign, malignant and unspecified (incl cysts and polyps)	Lung neoplasm malignant	n/a	664	100,0	5	0,8	662	100,0	1	0,2	5,02	*	Convergence criterion (GCONV=1E-8) satisfied.	0,58	43,04	0,006	*	Algorithm converged.	-0,001	0,013	4,98	Algorithm converged.	0,58	42,50	0,1026	NE	0,20	Algorithm converged.	0,02	1,71
Neoplasms benign, malignant and unspecified (incl cysts and polyps)	Meningioma	n/a	664	100,0	0	0,0	662	100,0	1	0,2		*	Quasi-complete separation of data points detected.				*	WARNING: The relative Hessian convergence criterion of 94.504734428 is greater than the limit of 0.0001. The convergence is questionable.			0,00	Algorithm converged.	0,00	NE	0,3166	NE	>999,99	Algorithm converged.	0,00	NE
Neoplasms benign, malignant and unspecified (incl cysts and polyps)	Metastases to liver	n/a	664	100,0	0	0,0	662	100,0	1	0,2		*	Quasi-complete separation of data points detected.				*	WARNING: The relative Hessian convergence criterion of 94.504734428 is greater than the limit of 0.0001. The convergence is questionable.			0,00	Algorithm converged.	0,00	NE	0,3166	NE	>999,99	Algorithm converged.	0,00	NE
Neoplasms benign, malignant and unspecified (incl cysts and polyps)	Neoplasm	n/a	664	100,0	0	0,0	662	100,0	1	0,2		*	Quasi-complete separation of data points detected.				*	WARNING: The relative Hessian convergence criterion of 94.504734428 is greater than the limit of 0.0001. The convergence is questionable.			0,00	Algorithm converged.	0,00	NE	0,3166	NE	>999,99	Algorithm converged.	0,00	NE
Neoplasms benign, malignant and unspecified (incl cysts and polyps)	Neuroendocrine carcinoma metastatic	n/a	664	100,0	0	0,0	662	100,0	1	0,2		*	Quasi-complete separation of data points detected.				*	WARNING: The relative Hessian convergence criterion of 94.504734428 is greater than the limit of 0.0001. The convergence is questionable.			0,00	Algorithm converged.	0,00	NE	0,3166	NE	>999,99	Algorithm converged.	0,00	NE
Neoplasms benign, malignant and unspecified (incl cysts and polyps)	Oesophageal adenocarcinoma	n/a	664	100,0	0	0,0	662	100,0	1	0,2		*	Quasi-complete separation of data points detected.				*	WARNING: The relative Hessian convergence criterion of 94.504734428 is greater than the limit of 0.0001. The convergence is questionable.			0,00	Algorithm converged.	0,00	NE	0,3166	NE	>999,99	Algorithm converged.	0,00	NE
Neoplasms benign, malignant and unspecified (incl cysts and polyps)	Ovarian cancer metastatic	n/a	664	100,0	1	0,2	662	100,0	0	0,0		*	Quasi-complete separation of data points detected.				*	WARNING: Negative of Hessian not positive definite.			NE	Algorithm converged.	NE	NE	0,3180	NE	NE	Algorithm converged.	NE	NE
Neoplasms benign, malignant and unspecified (incl cysts and polyps)	Pancreatic carcinoma	n/a	664	100,0	1	0,2	662	100,0	2	0,3	0,50	*	Convergence criterion (GCONV=1E-8) satisfied.	0,05	5,50	-0,002	*	Algorithm converged.	-0,007	0,004	0,50	Algorithm converged.	0,06	5,48	0,5616	NE	2,01	Algorithm converged.	0,18	22,57

| | | |

Vascular disorders	Peripheral ischaemia	n/a	664	100,0	1	0,2	662	100,0	0	0,0		*	Quasi-complete separation of data points detected.				-	WARNING: Negative of Hessian not positive definite.			NE	Algorithm converged.	NE	NE	0,3185	NE	NE	Algorithm converged.	NE	NE
Vascular disorders	Venous thrombosis limb	n/a	664	100,0	0	0,0	662	100,0	1	0,2		*	Quasi-complete separation of data points detected.				-	WARNING: The relative Hessian convergence criterion of 94.504734428 is greater than the limit of 0.0001. The convergence is questionable.			0,05	Algorithm converged.	0,00	NE	0,3166	NE	>999,99	Algorithm converged.	0,00	NE

Test for interaction based on RR (Log-binomial regression)
* indicates convergence problem. Result is uninterpretable.
Clinical cut-off: TENAYA 24MAR2022 and LUCERNE 23MAR2022

Program: root/clinical_studies/RO6867461/CDPT7716/share/ACE_pool_nAMD_CSR_Final/prod/program/t_ae_raw_soc.sas
Output: root/clinical_studies/RO6867461/CDPT7716/share/ACE_pool_nAMD_CSR_Final/prod/output/t_ae_raw_soc_sg_SAE_SE_MAR2022_nAMD.xls
30APR2022 10:19

POPULATION: Safety-Evaluable Population
ENRICHMENT: Any SAEs throughout the Entire Study
MODEL: Unstratified analysis
STUDY: GR40306 & GR40944
Dichotomous Analysis (Safety)

Study

			Parsimab (N=664)				Aflibercept (N=662)				Parsimab vs. Aflibercept										Aflibercept vs. Parsimab			
			Patients		Patients with Event		Patients		Patients with Event		Odds Ratio				Absolute Risk Difference				Relative Risk					Relative Risk			
MedDRA System Organ Class	MedDRA Preferred Term	Level	n	%	n	%	n	%	n	%	Odds Ratio	Convergence Reason	95% Lower CL	95% Upper CL	Absolute Risk	Convergence Reason	95% Lower CL	95% Upper CL	Relative Risk	Convergence Reason	95% Lower CL	95% Upper CL	p-value (Cochran Mantel-Haenszel)	Interaction Test p-value (likelihood ratio)	Relative Risk	Convergence Reason	95% Lower CL	95% Upper CL
Blood and lymphatic system disorders		Tenaya	333	50,2	3	0,6	336	50,8	1	0,3	2,02	Convergence criterion (GCONV=1E-8) satisfied.	0,18	22,43	0,003	Algorithm converged.	-0,007	0,013	2,02	Algorithm converged.	0,18	22,15	0,5573	0,4557	0,50	Algorithm converged.	0,05	5,44
Blood and lymphatic system disorders		Lucerna	331	49,8	2	0,6	326	49,2	1	0,3	0,65	Convergence criterion (GCONV=1E-8) satisfied.	0,11	3,84	-0,003	Algorithm converged.	-0,016	0,010	0,66	Algorithm converged.	0,11	3,90	0,6413		1,52	Algorithm converged.	0,26	9,06
Blood and lymphatic system disorders	Anaemia	Tenaya	333	50,2	2	0,6	336	50,8	1	0,3	2,02	Convergence criterion (GCONV=1E-8) satisfied.	0,18	22,43	0,003	Algorithm converged.	-0,007	0,013	2,02	Algorithm converged.	0,18	22,15	0,5579	0,4455	0,50	Algorithm converged.	0,05	5,44
Blood and lymphatic system disorders	Anaemia	Lucerna	331	49,8	2	0,6	326	49,2	2	0,6	0,98	Convergence criterion (GCONV=1E-8) satisfied.	0,14	7,03	0,000	Algorithm converged.	-0,012	0,012	0,98	Algorithm converged.	0,14	6,95	0,9878		1,02	Algorithm converged.	0,14	7,13
Blood and lymphatic system disorders	Febrile neutropenia	Tenaya	333	50,2	3	0,0	336	50,8	1	0,3	NE		NE	NE	NE	NE	NE	NE	NE	NE	NE	NE	NE	NE	NE	NE	NE	NE
Blood and lymphatic system disorders	Febrile neutropenia	Lucerna	331	49,8	0	0,0	326	49,2	1	0,3	*	Quasi-complete separation of data points detected.				ERROR: The mean parameter is either invalid or at a limit of its range for some observations.			0,00	Algorithm converged.	0,00	NE	0,3133		>999,99	Algorithm converged.	0,00	NE
Blood and lymphatic system disorders	Iron deficiency anaemia	Tenaya	333	50,2	0	0,0	336	50,8	0	0,0	NE		NE	NE	NE	NE	NE	NE	NE	NE	NE	NE	NE	NE	NE	NE	NE	NE
Blood and lymphatic system disorders	Iron deficiency anaemia	Lucerna	331	49,8	0	0,0	326	49,2	1	0,3	*	Quasi-complete separation of data points detected.				ERROR: The mean parameter is either invalid or at a limit of its range for some observations.			0,00	Algorithm converged.	0,00	NE	0,3136		>999,99	Algorithm converged.	0,00	NE
Blood and lymphatic system disorders	Pancytopenia	Tenaya	333	50,2	0	0,0	336	50,8	0	0,0	NE		NE	NE	NE	NE	NE	NE	NE	NE	NE	NE	NE	NE	NE	NE	NE	NE
Blood and lymphatic system disorders	Pancytopenia	Lucerna	331	49,8	0	0,0	326	49,2	1	0,3	*	Quasi-complete separation of data points detected.				ERROR: The mean parameter is either invalid or at a limit of its range for some observations.			0,00	Algorithm converged.	0,00	NE	0,3136		>999,99	Algorithm converged.	0,00	NE
Cardiac disorders		Tenaya	333	50,2	14	4,2	336	50,8	12	3,6	1,18	Convergence criterion (GCONV=1E-8) satisfied.	0,54	2,60	0,006	Algorithm converged.	-0,023	0,036	1,18	Algorithm converged.	0,55	2,51	0,6722	0,4828	0,85	Algorithm converged.	0,40	1,83
Cardiac disorders		Lucerna	331	49,8	15	4,5	326	49,2	18	5,5	0,81	Convergence criterion (GCONV=1E-8) satisfied.	0,40	1,64	-0,010	Algorithm converged.	-0,043	0,024	0,82	Algorithm converged.	0,42	1,60	0,5417		1,22	Algorithm converged.	0,42	2,38
Cardiac disorders	Acute left ventricular failure	Tenaya	333	50,2	1	0,3	336	50,8	1	0,3	1,01	Convergence criterion (GCONV=1E-8) satisfied.	0,06	16,20	0,000	Algorithm converged.	-0,008	0,008	1,01	Algorithm converged.	0,06	16,06	0,9949	1,0000	0,99	Algorithm converged.	0,06	15,78
Cardiac disorders	Acute left ventricular failure	Lucerna	331	49,8	0	0,0	326	49,2	0	0,0	NE		NE	NE	NE	NE	NE	NE	NE	NE	NE	NE	NE	NE	NE	NE	NE	NE
Cardiac disorders	Acute myocardial infarction	Tenaya	333	50,2	1	0,3	336	50,8	1	0,3	1,01	Convergence criterion (GCONV=1E-8) satisfied.	0,06	16,20	0,000	Algorithm converged.	-0,008	0,008	1,01	Algorithm converged.	0,06	16,06	0,9949	0,9907	0,99	Algorithm converged.	0,06	15,78
Cardiac disorders	Acute myocardial infarction	Lucerna	331	49,8	1	0,3	326	49,2	0	0,0	0,98	Convergence criterion (GCONV=1E-8) satisfied.	0,06	15,81	0,003	Algorithm converged.	-0,008	0,008	0,98	Algorithm converged.	0,06	15,68	0,9914		1,02	Algorithm converged.	0,06	16,14
Cardiac disorders	Angina pectoris	Tenaya	333	50,2	1	0,3	336	50,8	1	0,3	1,01	Convergence criterion (GCONV=1E-8) satisfied.	0,06	16,20	0,000	Algorithm converged.	-0,008	0,008	1,01	Algorithm converged.	0,06	16,06	0,9949	0,7191	0,99	Algorithm converged.	0,06	15,78
Cardiac disorders	Angina pectoris	Lucerna	331	49,8	2	0,6	326	49,2	1	0,3	1,96	Convergence criterion (GCONV=1E-8) satisfied.	0,18	21,80	0,003	Algorithm converged.	-0,007	0,013	1,97	Algorithm converged.	0,18	21,62	0,5720		1,99	Algorithm converged.	0,05	5,53
Cardiac disorders	Arrhythmia	Tenaya	333	50,2	0	0,0	336	50,8	1	0,3	0	Quasi-complete separation of data points detected.				ERROR: The mean parameter is either invalid or at a limit of its range for some observations.			0,00	Algorithm converged.	0,00	NE	0,3140		>999,99	Algorithm converged.	0,00	NE
Cardiac disorders	Arrhythmia	Lucerna	331	49,8	0	0,0	326	49,2	0	0,0	NE		NE	NE	NE	NE	NE	NE	NE	NE	NE	NE	NE	NE	NE	NE	NE	NE
Cardiac disorders	Atrial fibrillation	Tenaya	333	50,2	5	1,5	336	50,8	4	1,2	1,27	Convergence criterion (GCONV=1E-8) satisfied.	0,34	4,75	0,003	Algorithm converged.	-0,014	0,021	1,26	Algorithm converged.	0,34	4,66	0,7272	0,8133	0,79	Algorithm converged.	0,21	2,93
Cardiac disorders	Atrial fibrillation	Lucerna	331	49,8	3	0,9	326	49,2	4	1,2	0,98	Convergence criterion (GCONV=1E-8) satisfied.	0,25	4,21	0,000	Algorithm converged.	-0,015	0,014	0,98	Algorithm converged.	0,25	4,14	0,9851		1,03	Algorithm converged.	0,21	4,99
Cardiac disorders	Atrial flutter	Tenaya	333	50,2	1	0,3	336	50,8	1	0,3	1,01	Convergence criterion (GCONV=1E-8) satisfied.	0,06	16,20	0,000	Algorithm converged.	-0,008	0,008	1,01	Algorithm converged.	0,06	16,06	0,9949	1,0000	0,99	Algorithm converged.	0,06	15,78
Cardiac disorders	Atrial flutter	Lucerna	331	49,8	0	0,0	326	49,2	0	0,0	NE		NE	NE	NE	NE	NE	NE	NE	NE	NE	NE	NE	NE	NE	NE	NE	NE
Cardiac disorders	Cardiac arrest	Tenaya	333	50,2	0	0,0	336	50,8	1	0,3	*	Quasi-complete separation of data points detected.				ERROR: The mean parameter is either invalid or at a limit of its range for some observations.			0,00	Algorithm converged.	0,00	NE	0,3139		>999,99	Algorithm converged.	0,00	NE
Cardiac disorders	Cardiac arrest	Lucerna	331	49,8	0	0,0	326	49,2	0	0,0	NE		NE	NE	NE	NE	NE	NE	NE	NE	NE	NE	NE	NE	NE	NE	NE	NE
Cardiac disorders	Cardiac failure	Tenaya	333	50,2	2	0,6	336	50,8	1	0,3	*	Quasi-complete separation of data points detected.				WARNING: Negative of Hessian not positive definite.			NE	Algorithm converged.	NE	NE	0,1551	0,0896	NE	Algorithm converged.	NE	NE
Cardiac disorders	Cardiac failure	Lucerna	331	49,8	2	0,6	326	49,2	3	0,9	0,65	Convergence criterion (GCONV=1E-8) satisfied.	0,11	3,84	-0,003	Algorithm converged.	-0,016	0,010	0,66	Algorithm converged.	0,11	3,90	0,6413		1,52	Algorithm converged.	0,26	9,06
Cardiac disorders	Cardiac failure chronic	Tenaya	333	50,2	0	0,0	336	50,8	0	0,0	NE		NE	NE	NE	NE	NE	NE	NE	NE	NE	NE	NE	NE	NE	NE	NE	NE
Cardiac disorders	Cardiac failure chronic	Lucerna	331	49,8	1	0,3	326	49,2	1	0,3	*	Quasi-complete separation of data points detected.				WARNING: The relative Hessian convergence criterion of 31.5992737752 is greater than the limit of 0.0001. The convergence is questionable.			NE	Algorithm converged.	NE	NE	0,3210		NE	Algorithm converged.	NE	NE
Cardiac disorders	Cardiac failure congestive	Tenaya	333	50,2	3	0,9	336	50,8	1	0,3	3,05	Convergence criterion (GCONV=1E-8) satisfied.	0,32	29,42	0,006	Algorithm converged.	-0,006	0,018	3,03	Algorithm converged.	0,32	28,95	0,3113	0,1512	0,33	Algorithm converged.	0,03	3,16
Cardiac disorders	Cardiac failure congestive	Lucerna	331	49,8	3	0,9	326	49,2	6	1,8	0,49	Convergence criterion (GCONV=1E-8) satisfied.	0,12	1,97	-0,003	Algorithm converged.	-0,027	0,008	0,49	Algorithm converged.	0,12	1,95	0,3034		2,02	Algorithm converged.	0,31	8,05
Cardiac disorders	Cardiopulmonary failure	Tenaya	333	50,2	0	0,0	336	50,8	0	0,0	NE		NE	NE	NE	NE	NE	NE	NE	NE	NE	NE	NE	NE	NE	NE	NE	NE
Cardiac disorders	Cardiopulmonary failure	Lucerna	331	49,8	0	0,0	326	49,2	1	0,3	*	Quasi-complete separation of data points detected.				ERROR: The mean parameter is either invalid or at a limit of its range for some observations.			0,00	Algorithm converged.	0,00	NE	0,3136		>999,99	Algorithm converged.	0,00	NE
Cardiac disorders	Congestive cardiomyopathy	Tenaya	333	50,2	0	0,0	336	50,8	0	0,0	NE		NE	NE	NE	NE	NE	NE	NE	NE	NE	NE	NE	NE	NE	NE	NE	NE
Cardiac disorders	Congestive cardiomyopathy	Lucerna	331	49,8	0	0,0	326	49,2	1	0,3	*	Quasi-complete separation of data points detected.				ERROR: The mean parameter is either invalid or at a limit of its range for some observations.			0,00	Algorithm converged.	0,00	NE	0,3139		>999,99	Algorithm converged.	0,00	NE
Cardiac disorders	Coronary artery disease	Tenaya	333	50,2	0	0,0	336	50,8	1	0,3	*	Quasi-complete separation of data points detected.				ERROR: The mean parameter is either invalid or at a limit of its range for some observations.			0,00	Algorithm converged.	0,00	NE	0,3139	0,3446	>999,99	Algorithm converged.	0,00	NE
Cardiac disorders	Coronary artery disease	Lucerna	331	49,8	2	0,6	326	49,2	1	0,3	0,65	Convergence criterion (GCONV=1E-8) satisfied.	0,11	3,84	-0,003	Algorithm converged.	-0,016	0,010	0,66	Algorithm converged.	0,11	3,90	0,6413		1,52	Algorithm converged.	0,26	9,06
Cardiac disorders	Coronary artery occlusion	Tenaya	333	50,2	0	0,0	336	50,8	0	0,0	NE		NE	NE	NE	NE	NE	NE	NE	NE	NE	NE	NE	NE	NE	NE	NE	NE
Cardiac disorders	Coronary artery occlusion	Lucerna	331	49,8	0	0,0	326	49,2	1	0,3	*	Quasi-complete separation of data points detected.				ERROR: The mean parameter is either invalid or at a limit of its range for some observations.			0,00	Algorithm converged.	0,00	NE	0,3136		>999,99	Algorithm converged.	0,00	NE
Cardiac disorders	Dressler's syndrome	Tenaya	333	50,2	0	0,0	336	50,8	0	0,0	NE		NE	NE	NE	NE	NE	NE	NE	NE	NE	NE	NE	NE	NE	NE	NE	NE
Cardiac disorders	Dressler's syndrome	Lucerna	331	49,8	1	0,3	326	49,2	0	0,0	*	Quasi-complete separation of data points detected.				WARNING: The relative Hessian convergence criterion of 31.5992739961 is greater than the limit of 0.0001. The convergence is questionable.			NE	Algorithm converged.	NE	NE	0,3210		NE	Algorithm converged.	NE	NE
Cardiac disorders	Mitral valve incompetence	Tenaya	333	50,2	0	0,0	336	50,8	1	0,3	*	Quasi-complete separation of data points detected.				ERROR: The mean parameter is either invalid or at a limit of its range for some observations.			0,00	Algorithm converged.	0,00	NE	0,3135	NE	>999,99	Algorithm converged.	0,00	NE
Cardiac disorders	Mitral valve incompetence	Lucerna	331	49,8	0	0,0	326	49,2	0	0,0	NE		NE	NE	NE	NE	NE	NE	NE	NE	NE	NE	NE	NE	NE	NE	NE	NE
Cardiac disorders	Mitral valve prolapse	Tenaya	333	50,2	0	0,0	336	50,8	0	0,0	*	Quasi-complete separation of data points detected.				ERROR: The mean parameter is either invalid or at a limit of its range for some observations.			0,00	Algorithm converged.	0,00	NE	0,3135	NE	>999,99	Algorithm converged.	0,00	NE
Cardiac disorders	Mitral valve prolapse	Lucerna	331	49,8	0	0,0	326	49,2	1	0,3	NE		NE	NE	NE	NE	NE	NE	NE	NE	NE	NE	NE	NE	NE	NE	NE	NE
Cardiac disorders	Myocardial infarction	Tenaya	333	50,2	2	0,6	336	50,8	1	0,3	2,02	Convergence criterion (GCONV=1E-8) satisfied.	0,18	22,43	0,003	Algorithm converged.	-0,007	0,013	2,02	Algorithm converged.	0,18	22,15	0,5573	0,1854	0,50	Algorithm converged.	0,05	5,44
Cardiac disorders	Myocardial infarction	Lucerna	331	49,8	2	0,6	326	49,2	1	0,3	*	Quasi-complete separation of data points detected.				ERROR: The mean parameter is either invalid or at a limit of its range for some observations.			0,00	Algorithm converged.	0,00	NE	0,3139		>999,99	Algorithm converged.	0,00	NE
Cardiac disorders	Myocardial ischaemia	Tenaya	333	50,2	0	0,0	336	50,8	1	0,3	NE		NE	NE	NE	NE	NE	NE	NE	NE	NE	NE	NE	NE	NE	NE	NE	NE
Cardiac disorders	Myocardial ischaemia	Lucerna	331	49,8	1	0,3	326	49,2	0	0,0	*	Quasi-complete separation of data points detected.				WARNING: The relative Hessian convergence criterion of 31.5992737752 is greater than the limit of 0.0001. The convergence is questionable.			NE	Algorithm converged.	NE	NE	0,3210		NE	Algorithm converged.	NE	NE
Cardiac disorders	Paroxysmal atrioventricular block	Tenaya	333	50,2	0	0,0	336	50,8	0	0,0	NE		NE	NE	NE	NE	NE	NE	NE	NE	NE	NE	NE	NE	NE	NE	NE	NE
Cardiac disorders	Paroxysmal atrioventricular block	Lucerna	331	49,8	0	0,0	326	49,2	1	0,3	*	Quasi-complete separation of data points detected.				ERROR: The mean parameter is either invalid or at a limit of its range for some observations.			0,00	Algorithm converged.	0,00	NE	0,3135		>999,99	Algorithm converged.	0,00	NE
Cardiac disorders	Pericardial effusion	Tenaya	333	50,2	0	0,0	336	50,8	0	0,0	NE		NE	NE	NE	NE	NE	NE	NE	NE	NE	NE	NE	NE	NE	NE	NE	NE
Cardiac disorders	Pericardial effusion	Lucerna	331	49,8	1	0,3	326	49,2	0	0,0	*	Quasi-complete separation of data points detected.				WARNING: The relative Hessian convergence criterion of 31.5992739961 is greater than the limit of 0.0001. The convergence is questionable.			NE	Algorithm converged.	NE	NE	0,3210		NE	Algorithm converged.	NE	NE
Cardiac disorders	Pericarditis	Tenaya	333	50,2	0	0,0	336	50,8	0	0,0	NE		NE	NE	NE	NE	NE	NE	NE	NE	NE	NE	NE	NE	NE	NE	NE	NE
Cardiac disorders	Pericarditis	Lucerna	331	49,8	1	0,3	326	49,2	0	0,0	*	Quasi-complete separation of data points detected.				WARNING: The relative Hessian convergence criterion of 31.5992739961 is greater than the limit of 0.0001. The convergence is questionable.			NE	Algorithm converged.	NE	NE	0,3210		NE	Algorithm converged.	NE	NE
Cardiac disorders	Pericarditis constrictive	Tenaya	333	50,2	1	0,3	336	50,8	0	0,0	*	Quasi-complete separation of data points detected.				WARNING: Negative of Hessian not positive definite.			NE	Algorithm converged.	NE	NE	0,3151	NE	NE	Algorithm converged.	NE	NE
Cardiac disorders	Pericarditis constrictive	Lucerna	331	49,8	0	0,0	326	49,2	0	0,0	NE		NE	NE	NE	NE	NE	NE	NE	NE	NE	NE	NE	NE	NE	NE	NE	NE
Cardiac disorders	Supraventricular tachycardia	Tenaya	333	50,2	0	0,0	336	50,8	1	0,3	*	Quasi-complete separation of data points detected.				ERROR: The mean parameter is either invalid or at a limit of its range for some observations.			0,00	Algorithm converged.	0,00	NE	0,3138	NE	>999,99	Algorithm converged.	0,00	NE
Cardiac disorders	Supraventricular tachycardia	Lucerna	331	49,8	0	0,0	326	49,2	0	0,0	NE		NE	NE	NE	NE	NE	NE	NE	NE	NE	NE	NE	NE	NE	NE	NE	NE
Cardiac disorders	Ventricular extrasystoles	Tenaya	333	50,2	0	0,0	336	50,8	0	0,0	NE		NE	NE	NE	NE	NE	NE	NE	NE	NE	NE	NE	NE	NE	NE	NE	NE
Cardiac disorders	Ventricular extrasystoles	Lucerna	331	49,8	1	0,3	326	49,2	0	0,0	*	Quasi-complete separation of data points detected.				WARNING: The relative Hessian convergence criterion of 31.5992740066 is greater than the limit of 0.0001. The convergence is questionable.			NE	Algorithm converged.	NE	NE	0,3210		NE	Algorithm converged.	NE	NE
Cardiac disorders	Ventricular fibrillation	Tenaya	333	50,2	0	0,0	336	50,8	0	0,0	NE		NE	NE	NE	NE	NE	NE	NE	NE	NE	NE	NE	NE	NE	NE	NE	NE
Cardiac disorders	Ventricular fibrillation	Lucerna	331	49,8	1	0,3	326	49,2	0	0,0	*	Quasi-complete separation of data points detected.				WARNING: The relative Hessian convergence criterion of 31.5992740066 is greater than the limit of 0.0001. The convergence is questionable.			NE	Algorithm converged.	NE	NE	0,3210		NE	Algorithm converged.	NE	NE
Cardiac disorders	Ventricular tachycardia	Tenaya	333	50,2	1	0,3	336	50,8	0	0,0	*	Quasi-complete separation of data points detected.				WARNING: Negative of Hessian not positive definite.			NE	Algorithm converged.	NE	NE	0,3151	NE	NE	Algorithm converged.	NE	NE
Cardiac disorders	Ventricular tachycardia	Lucerna	331	49,8	0	0,0	326	49,2	0	0,0	NE		NE	NE	NE	NE	NE	NE	NE	NE	NE	NE	NE	NE	NE	NE	NE	NE
Ear and labyrinth disorders		Tenaya	333	50,2	0	0,0	336	50,8	0	0,0	NE		NE	NE	NE	NE	NE	NE	NE	NE	NE	NE	NE	NE	NE	NE	NE	NE
Ear and labyrinth disorders		Lucerna	331	49,8	0	0,0	326	49,2	1	0,3	*	Quasi-complete separation of data points detected.				ERROR: The mean parameter is either invalid or at a limit of its range for some observations.			0,00	Algorithm converged.	0,00	NE	0,3136		>999,99	Algorithm converged.	0,00	NE
Ear and labyrinth disorders	Vertigo	Tenaya	333	50,2	0	0,0	336	50,8	0	0,0	NE		NE	NE	NE	NE	NE	NE	NE	NE	NE	NE	NE	NE	NE	NE	NE	NE
Ear and labyrinth disorders	Vertigo	Lucerna	331	49,8	0	0,0	326	49,2	1	0,3	*	Quasi-complete separation of data points detected.				ERROR: The mean parameter is either invalid or at a limit of its range for some observations.			0,00	Algorithm converged.	0,00	NE	0,3136		>999,99	Algorithm converged.	0,00	NE
Eye disorders		Tenaya	333	50,2	14	4,2	336	50,8	20	6,0	0,69	Convergence criterion (GCONV=1E-8) satisfied.	0,34	1,40	-0,017	Algorithm converged.	-0,051	0,016	0,71	Algorithm converged.	0,36	1,37	0,3037	0,1594	1,42	Algorithm converged.	0,73	2,76
Eye disorders		Lucerna	331	49,8	22	6,6	326	49,2	32	9,8	1,38	Convergence criterion (GCONV=1E-8) satisfied.	0,71	2,68	0,017	Algorithm converged.	-0,016	0,053	1,35	Algorithm converged.	0,72	2,53	0,3402		0,74	Algorithm converged.	0,40	1,38
Eye disorders	Age-related macular degeneration	Tenaya	333	50,2	1	0,3	336	50,8	1	0,3	1,01	Convergence criterion (GCONV=1E-8) satisfied.	0,06	16,20	0,000	Algorithm converged.	-0,008	0,008	1,01	Algorithm converged.	0,06	16,06	0,9949	0,9907	0,99	Algorithm converged.	0,06	15,78
Eye disorders	Age-related macular degeneration	Lucerna	331	49,8	1	0,3	326	49,2	1	0,3	0,98	Convergence criterion (GCONV=1E-8) satisfied.	0,06	15,81	0,000	Algorithm converged.	-0,008	0,008	0,98	Algorithm converged.	0,06	15,68	0,9914		1,02	Algorithm converged.	0,06	16,14
Eye disorders	Angle closure glaucoma	Tenaya	333	50,2	0	0,0	336	50,8	0	0,0	NE		NE	NE	NE	NE	NE	NE	NE	NE	NE	NE	NE	NE	NE	NE	NE	NE
Eye disorders	Angle closure glaucoma	Lucerna	331	49,8	1	0,3	326	49,2	0	0,0	*	Quasi-complete separation of data points detected.				WARNING: The relative Hessian convergence criterion of 31.5992739961 is greater than the limit of 0.0001. The convergence is questionable.			NE	Algorithm converged.	NE	NE	0,3210		NE	Algorithm converged.	NE	NE
Eye disorders	Cataract	Tenaya	333	50,2	6	1,8	336	50,8	1	0,3	0,16	Convergence criterion (GCONV=1E-8) satisfied.	0,08	2,08	-0,019	Algorithm converged.	-0,026	0,007	0,18	Algorithm converged.	0,08	2,07	0,2757	0,5877	0,12	Algorithm converged.	0,02	0,66
Eye disorders	Cataract	Lucerna	331	49,8	1	0,3	326	49,2	3	0,9	0,98	Convergence criterion (GCONV=1E-8) satisfied.	0,06	15,81	0,000	Algorithm converged.	-0,008	0,008	0,98	Algorithm converged.	0,06	15,68	0,9914		1,02	Algorithm converged.	0,06	16,14
Eye disorders	Corneal oedema	Tenaya	333	50,2	0	0,0	336	50,8	0	0,0	NE		NE	NE	NE	NE	NE	NE	NE	NE	NE	NE	NE	NE	NE	NE	NE	NE
Eye disorders	Corneal oedema	Lucerna	331	49,8	0	0,0	326	49,2	1	0,3	*	Quasi-complete separation of data points detected.				ERROR: The mean parameter is either invalid or at a limit of its range for some observations.			0,00	Algorithm converged.	0,00	NE	0,3136		>999,99	Algorithm converged.	0,00	NE
Eye disorders	Corneal opacity	Tenaya	333	50,2	0	0,0	336	50,8	0	0,0	NE		NE	NE	NE	NE	NE	NE	NE	NE	NE	NE	NE	NE	NE	NE	NE	NE
Eye disorders	Corneal opacity	Lucerna	331	49,8	1	0,3	326	49,2	0	0,0	*	Quasi-complete separation of data points detected.				WARNING: The relative Hessian convergence criterion of 31.5992737752 is greater than the limit of 0.0001. The convergence is questionable.			NE	Algorithm converged.	NE	NE	0,3210		NE	Algorithm converged.	NE	NE
Eye disorders	Diplopia	Tenaya	333	50,2	0	0,0	336	50,8	0	0,0	NE		NE	NE	NE	NE	NE	NE	NE	NE	NE	NE	NE	NE	NE	NE	NE	NE
Eye disorders	Diplopia	Lucerna	331	49,8	0	0,0	326	49,2	1	0,3	*	Quasi-complete separation of data points detected.				ERROR: The mean parameter is either invalid or at a limit of its range for some observations.			0,00	Algorithm converged.	0,00	NE	0,3136		>999,99	Algorithm converged.	0,00	NE
Eye disorders	Dry age-related macular degeneration	Tenaya	333	50,2	1	0,3	336	50,8	0	0,0	*	Quasi-complete separation of data points detected.				WARNING: Negative of Hessian not positive definite.			NE	Algorithm converged.	NE	NE	0,3151	0,0941	NE	Algorithm converged.	NE	NE
Eye disorders	Dry age-related macular degeneration	Lucerna	331	49,8	0	0,0	326	49,2	1	0,3	*	Quasi-complete separation of data points detected.				ERROR: The mean parameter is either invalid or at a limit of its range for some observations.			0,00	Algorithm converged.	0,00	NE	0,3136		>999,99	Algorithm converged.	0,00	NE
Eye disorders	Eye allergy	Tenaya	333	50,2	0	0,0	336	50,8	0	0,0	NE		NE	NE	NE	NE	NE	NE	NE	NE	NE	NE	NE	NE	NE	NE	NE	NE
Eye disorders	Eye allergy	Lucerna	331	49,8	0	0,0	326	49,2	1	0,3	*	Quasi-complete separation of data points detected.				ERROR: The mean parameter is either invalid or at a limit of its range for some observations.			0,00	Algorithm converged.	0,00	NE	0,3136		>999,99	Algorithm converged.	0,00	NE
Eye disorders	Lens dislocation	Tenaya	333	50,2	1	0,3	336	50,8	0	0,0	*	Quasi-complete separation of data points detected.				WARNING: Negative of Hessian not positive definite.			NE	Algorithm converged.	NE	NE	0,3151	NE	NE	Algorithm converged.	NE	NE
Eye disorders	Lens dislocation	Lucerna	331	49,8	0	0,0	326	49,2	0	0,0	NE		NE	NE	NE	NE	NE	NE	NE	NE	NE	NE	NE	NE	NE	NE	NE	NE
Eye disorders	Macular degeneration	Tenaya	333	50,2	2	0,6	336	50,8	1	0,3	2,02	Convergence criterion (GCONV=1E-8) satisfied.	0,18	22,43	0,003	Algorithm converged.	-0,007	0,013	2,02	Algorithm converged.	0,18	22,15	0,5573	1,0000	0,50	Algorithm converged.	0,05	5,44
Eye disorders	Macular degeneration	Lucerna	331	49,8	1	0,3	326	49,2	1	0,3	*	Quasi-complete separation of data points detected.				WARNING: The relative Hessian convergence criterion of 31.5992737752 is greater than the limit of 0.0001. The convergence is questionable.			NE	Algorithm converged.	NE	NE	0,3210		NE	Algorithm converged.	NE	NE

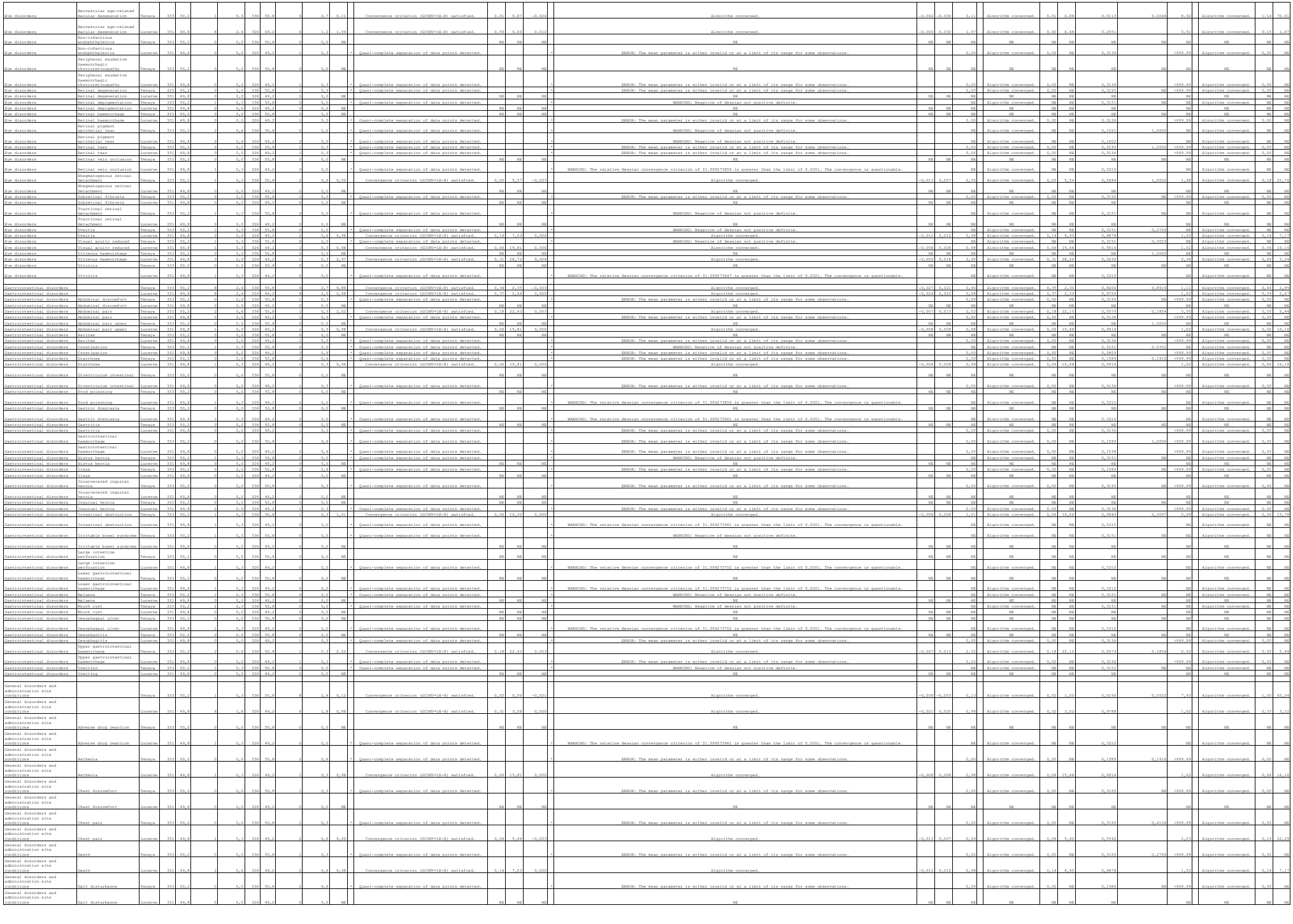

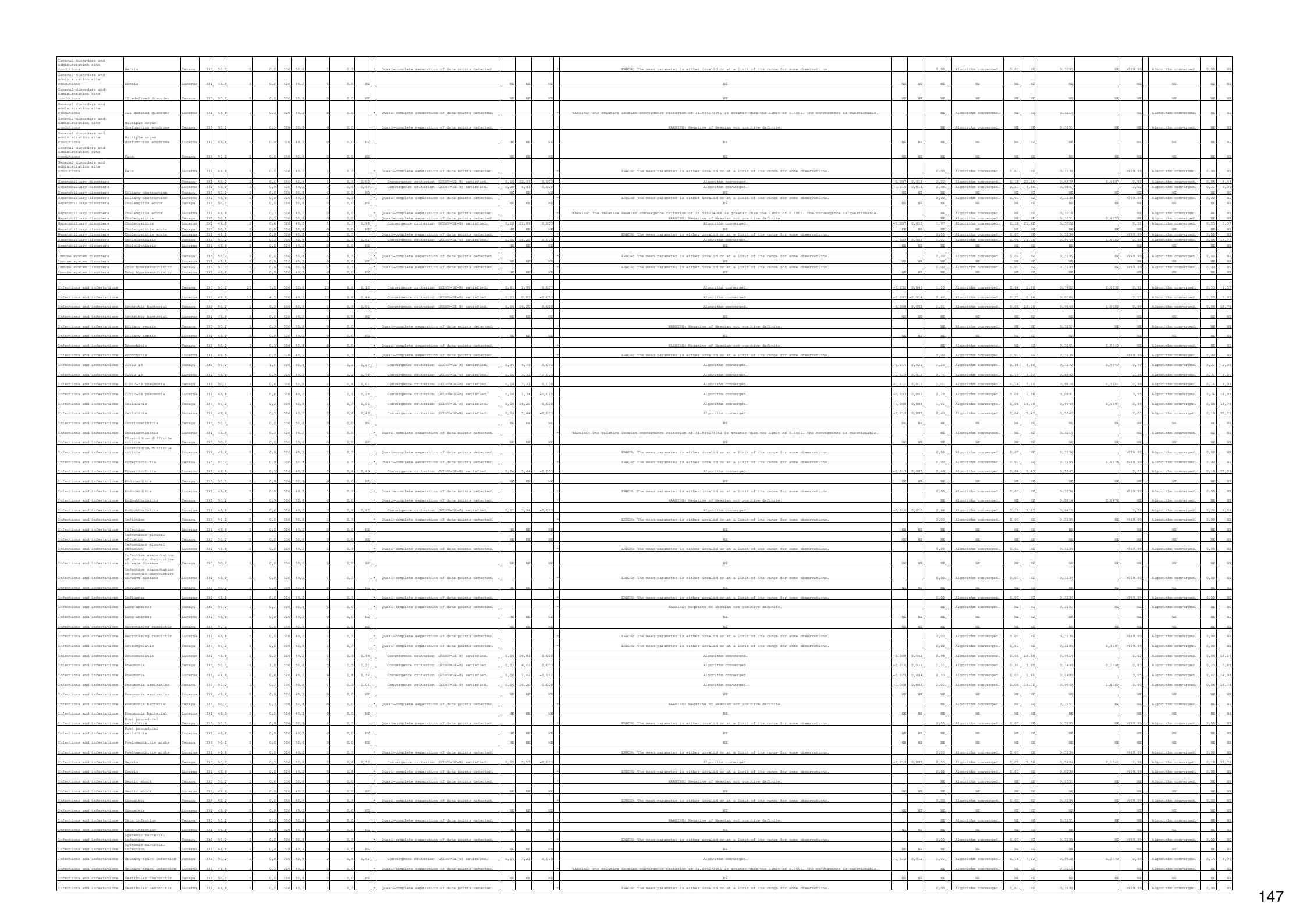

| | | |



Infections and infestations	Viral uveitis	Tenaya	333	50,2	1	0,3	336	50,8	0	0,0	*	Quasi-complete separation of data points detected.				*	WARNING: Negative of Hessian not positive definite.			NE	Algorithm converged.	NE	NE	0,3151	1,0000	NE	Algorithm converged.	NE	NE
Infections and infestations	Viral uveitis	Lucerne	331	49,8	2	0,6	329	49,2	0	0,0	*	Quasi-complete separation of data points detected.				*	WARNING: Negative of Hessian not positive definite.			NE	Algorithm converged.	NE	NE	0,1602		NE	Algorithm converged.	NE	NE
Injury, poisoning and procedural complications		Tenaya	333	50,2	9	2,7	336	50,8	12	3,6	0,75	Convergence criterion (GCONV=1E-8) satisfied.	0,31	1,80	-0,009		Algorithm converged.	-0,031	0,018	0,76	Algorithm converged.	0,32	1,77	0,3197	0,7416	1,32	Algorithm converged.	0,56	3,09
Injury, poisoning and procedural complications		Lucerne	331	49,8	13	3,9	329	49,2	14	4,3	0,91	Convergence criterion (GCONV=1E-8) satisfied.	0,42	1,97	-0,004		Algorithm converged.	-0,034	0,027	0,91	Algorithm converged.	0,44	1,92	0,8123		1,09	Algorithm converged.	0,52	2,29
Injury, poisoning and procedural complications	Alcohol poisoning	Tenaya	333	50,2	0	0,0	336	50,8	0	0,0	NE		NE	NE	NE		NE	NE	NE	NE	NE	NE	NE	NE	NE	NE	NE	NE	NE	NE
Injury, poisoning and procedural complications	Alcohol poisoning	Lucerne	331	49,8	1	0,3	329	49,2	1	0,3	*	Quasi-complete separation of data points detected.				*	WARNING: The relative Hessian convergence criterion of 31.5992738561 is greater than the limit of 0.0001. The convergence is questionable.			NE	Algorithm converged.	NE	NE	0,3232		NE	Algorithm converged.	NE	NE
Injury, poisoning and procedural complications	Anaemia postoperative	Tenaya	333	50,2	0	0,0	336	50,8	1	0,3	*	Quasi-complete separation of data points detected.				*	ERROR: The mean parameter is either invalid or at a limit of its range for some observations.			0,00	Algorithm converged.	0,00	NE	0,3197		NE	>999,99	Algorithm converged.	0,00	NE
Injury, poisoning and procedural complications	Anaemia postoperative	Lucerne	331	49,8	0	0,0	329	49,2	0	0,0	NE		NE	NE	NE		NE	NE	NE	NE	NE	NE	NE	NE	NE	NE	NE	NE	NE	NE
Injury, poisoning and procedural complications	Ankle fracture	Tenaya	333	50,2	1	0,3	336	50,8	1	0,3	*	Quasi-complete separation of data points detected.				*	WARNING: Negative of Hessian not positive definite.			NE	Algorithm converged.	NE	NE	0,3151	NE	NE	Algorithm converged.	NE	NE
Injury, poisoning and procedural complications	Ankle fracture	Lucerne	331	49,8	0	0,0	329	49,2	0	0,0	NE		NE	NE	NE		NE	NE	NE	NE	NE	NE	NE	NE	NE	NE	NE	NE	NE	NE
Injury, poisoning and procedural complications	Arthropod bite	Tenaya	333	50,2	1	0,3	336	50,8	1	0,3	*	Quasi-complete separation of data points detected.				*	WARNING: Negative of Hessian not positive definite.			NE	Algorithm converged.	NE	NE	0,3151	NE	NE	Algorithm converged.	NE	NE
Injury, poisoning and procedural complications	Arthropod bite	Lucerne	331	49,8	0	0,0	329	49,2	0	0,0	NE		NE	NE	NE		NE	NE	NE	NE	NE	NE	NE	NE	NE	NE	NE	NE	NE	NE
Injury, poisoning and procedural complications	Asbestosis	Tenaya	333	50,2	0	0,0	336	50,8	0	0,0	NE		NE	NE	NE		NE	NE	NE	NE	NE	NE	NE	NE	NE	NE	NE	NE	NE	NE
Injury, poisoning and procedural complications	Asbestosis	Lucerne	331	49,8	0	0,0	329	49,2	1	0,3	*	Quasi-complete separation of data points detected.				*	ERROR: The mean parameter is either invalid or at a limit of its range for some observations.			0,00	Algorithm converged.	0,00	NE	0,3136		NE	>999,99	Algorithm converged.	0,00	NE
Injury, poisoning and procedural complications	Cataract operation complication	Tenaya	333	50,2	0	0,0	336	50,8	0	0,0	NE		NE	NE	NE		NE	NE	NE	NE	NE	NE	NE	NE	NE	NE	NE	NE	NE	NE
Injury, poisoning and procedural complications	Cataract operation complication	Lucerne	331	49,8	0	0,0	329	49,2	1	0,3	*	Quasi-complete separation of data points detected.				*	ERROR: The mean parameter is either invalid or at a limit of its range for some observations.			0,00	Algorithm converged.	0,00	NE	0,3136		NE	>999,99	Algorithm converged.	0,00	NE
Injury, poisoning and procedural complications	Cataract traumatic	Tenaya	333	50,2	0	0,0	336	50,8	0	0,0	NE		NE	NE	NE		NE	NE	NE	NE	NE	NE	NE	NE	1,0000	NE	NE	NE	NE	NE
Injury, poisoning and procedural complications	Cataract traumatic	Lucerne	331	49,8	1	0,3	329	49,2	1	0,3	0,98	Convergence criterion (GCONV=1E-8) satisfied.	0,06	15,81	0,000		Algorithm converged.	-0,008	0,008	0,98	Algorithm converged.	0,06	15,68	0,9914		1,02	Algorithm converged.	0,06	16,16
Injury, poisoning and procedural complications	Comminuted fracture	Tenaya	333	50,2	1	0,3	336	50,8	1	0,3	NE		NE	NE	NE		NE	NE	NE	NE	NE	NE	NE	NE	NE	NE	NE	NE	NE	NE
Injury, poisoning and procedural complications	Comminuted fracture	Lucerne	331	49,8	0	0,0	329	49,2	1	0,3	*	Quasi-complete separation of data points detected.				*	ERROR: The mean parameter is either invalid or at a limit of its range for some observations.			0,00	Algorithm converged.	0,00	NE	0,3232		NE	>999,99	Algorithm converged.	0,00	NE
Injury, poisoning and procedural complications	Corneal abrasion	Tenaya	333	50,2	1	0,3	336	50,8	1	0,3	1,01	Convergence criterion (GCONV=1E-8) satisfied.	0,06	16,20	0,000		Algorithm converged.	-0,008	0,008	1,01	Algorithm converged.	0,06	16,06	0,9940	1,0000	0,99	Algorithm converged.	0,06	15,78
Injury, poisoning and procedural complications	Corneal abrasion	Lucerne	331	49,8	0	0,0	329	49,2	1	0,3	NE		NE	NE	NE		NE	NE	NE	NE	NE	NE	NE	NE	NE	NE	NE	NE	NE	NE
Injury, poisoning and procedural complications	Facial bones fracture	Tenaya	333	50,2	0	0,0	336	50,8	0	0,0	NE		NE	NE	NE		NE	NE	NE	NE	NE	NE	NE	NE	NE	NE	NE	NE	NE	NE
Injury, poisoning and procedural complications	Facial bones fracture	Lucerne	331	49,8	0	0,0	329	49,2	1	0,3	*	Quasi-complete separation of data points detected.				*	ERROR: The mean parameter is either invalid or at a limit of its range for some observations.			0,00	Algorithm converged.	0,00	NE	0,3136		NE	>999,99	Algorithm converged.	0,00	NE
Injury, poisoning and procedural complications	Fall	Tenaya	333	50,2	0	0,0	336	50,8	1	0,3	*	Quasi-complete separation of data points detected.				*	ERROR: The mean parameter is either invalid or at a limit of its range for some observations.			0,00	Algorithm converged.	0,00	NE	0,3193	0,3444	>999,99	Algorithm converged.	0,00	NE
Injury, poisoning and procedural complications	Fall	Lucerne	331	49,8	2	0,6	329	49,2	1	0,3	0,67	Convergence criterion (GCONV=1E-8) satisfied.	0,11	3,84	-0,003		Algorithm converged.	-0,016	0,010	0,66	Algorithm converged.	0,11	3,80	0,6413		1,52	Algorithm converged.	0,24	9,86
Injury, poisoning and procedural complications	Femur fracture	Tenaya	333	50,2	1	0,3	336	50,8	1	0,3	0,31	Convergence criterion (GCONV=1E-8) satisfied.	0,03	3,23	-0,004		Algorithm converged.	-0,018	0,006	0,34	Algorithm converged.	0,04	3,22	0,9296	1,0000	2,97	Algorithm converged.	0,31	28,44
Injury, poisoning and procedural complications	Femur fracture	Lucerne	331	49,8	0	0,0	329	49,2	0	0,0	NE		NE	NE	NE		NE	NE	NE	NE	NE	NE	NE	NE	NE	NE	NE	NE	NE	NE
Injury, poisoning and procedural complications	Fibula fracture	Tenaya	333	50,2	0	0,0	336	50,8	2	0,6	*	Quasi-complete separation of data points detected.				*	ERROR: The mean parameter is either invalid or at a limit of its range for some observations.			0,00	Algorithm converged.	0,00	NE	0,1583	NE	>999,99	Algorithm converged.	0,00	NE
Injury, poisoning and procedural complications	Fibula fracture	Lucerne	331	49,8	0	0,0	329	49,2	0	0,0	NE		NE	NE	NE		NE	NE	NE	NE	NE	NE	NE	NE	NE	NE	NE	NE	NE	NE
Injury, poisoning and procedural complications	Foot fracture	Tenaya	333	50,2	0	0,0	336	50,8	1	0,3	*	Quasi-complete separation of data points detected.				*	ERROR: The mean parameter is either invalid or at a limit of its range for some observations.			0,00	Algorithm converged.	0,00	NE	0,3193	0,0072	>999,99	Algorithm converged.	0,00	NE
Injury, poisoning and procedural complications	Foot fracture	Lucerne	331	49,8	1	0,3	329	49,2	0	0,0	*	Quasi-complete separation of data points detected.				*	WARNING: The relative Hessian convergence criterion of 31.5992738561 is greater than the limit of 0.0001. The convergence is questionable.			NE	Algorithm converged.	NE	NE	0,3232		NE	Algorithm converged.	NE	NE
Injury, poisoning and procedural complications	Gastrointestinal anastomotic leak	Tenaya	333	50,2	0	0,0	336	50,8	0	0,0	NE		NE	NE	NE		NE	NE	NE	NE	NE	NE	NE	NE	NE	NE	NE	NE	NE	NE
Injury, poisoning and procedural complications	Gastrointestinal anastomotic leak	Lucerne	331	49,8	1	0,3	329	49,2	0	0,0	*	Quasi-complete separation of data points detected.				*	WARNING: The relative Hessian convergence criterion of 31.5992738561 is greater than the limit of 0.0001. The convergence is questionable.			NE	Algorithm converged.	NE	NE	0,3210		NE	Algorithm converged.	NE	NE
Injury, poisoning and procedural complications	Gastrointestinal stoma complication	Tenaya	333	50,2	1	0,3	336	50,8	0	0,0	*	Quasi-complete separation of data points detected.				*	WARNING: Negative of Hessian not positive definite.			NE	Algorithm converged.	NE	NE	0,3151	NE	NE	Algorithm converged.	NE	NE
Injury, poisoning and procedural complications	Gastrointestinal stoma complication	Lucerne	331	49,8	0	0,0	329	49,2	0	0,0	NE		NE	NE	NE		NE	NE	NE	NE	NE	NE	NE	NE	NE	NE	NE	NE	NE	NE
Injury, poisoning and procedural complications	Head injury	Tenaya	333	50,2	0	0,0	336	50,8	0	0,0	NE		NE	NE	NE		NE	NE	NE	NE	NE	NE	NE	NE	1,0000	NE	NE	NE	NE	NE
Injury, poisoning and procedural complications	Head injury	Lucerne	331	49,8	1	0,3	329	49,2	1	0,3	0,98	Convergence criterion (GCONV=1E-8) satisfied.	0,06	15,81	0,000		Algorithm converged.	-0,008	0,008	0,98	Algorithm converged.	0,06	15,68	0,9914		1,02	Algorithm converged.	0,06	16,16
Injury, poisoning and procedural complications	Hip fracture	Tenaya	333	50,2	1	0,3	336	50,8	1	0,3	1,01	Convergence criterion (GCONV=1E-8) satisfied.	0,06	16,20	0,000		Algorithm converged.	-0,008	0,008	1,01	Algorithm converged.	0,06	16,06	0,9940	0,7191	0,99	Algorithm converged.	0,06	15,78
Injury, poisoning and procedural complications	Hip fracture	Lucerne	331	49,8	2	0,6	329	49,2	1	0,3	1,98	Convergence criterion (GCONV=1E-8) satisfied.	0,18	21,89	0,003		Algorithm converged.	-0,007	0,013	1,97	Algorithm converged.	0,18	21,62	0,5720		0,51	Algorithm converged.	0,05	5,57
Injury, poisoning and procedural complications	Humerus fracture	Tenaya	333	50,2	0	0,0	336	50,8	0	0,0	NE		NE	NE	NE		NE	NE	NE	NE	NE	NE	NE	NE	NE	NE	NE	NE	NE	NE
Injury, poisoning and procedural complications	Humerus fracture	Lucerne	331	49,8	1	0,3	329	49,2	1	0,3	*	Quasi-complete separation of data points detected.				*	WARNING: The relative Hessian convergence criterion of 31.5992733961 is greater than the limit of 0.0001. The convergence is questionable.			NE	Algorithm converged.	NE	NE	0,3232		NE	Algorithm converged.	NE	NE
Injury, poisoning and procedural complications	Hyphaema	Tenaya	333	50,2	0	0,0	336	50,8	0	0,0	NE		NE	NE	NE		NE	NE	NE	NE	NE	NE	NE	NE	NE	NE	NE	NE	NE	NE
Injury, poisoning and procedural complications	Hyphaema	Lucerne	331	49,8	0	0,0	329	49,2	1	0,3	*	Quasi-complete separation of data points detected.				*	ERROR: The mean parameter is either invalid or at a limit of its range for some observations.			0,00	Algorithm converged.	0,00	NE	0,3136		NE	>999,99	Algorithm converged.	0,00	NE
Injury, poisoning and procedural complications	Joint dislocation	Tenaya	333	50,2	0	0,0	336	50,8	0	0,0	NE		NE	NE	NE		NE	NE	NE	NE	NE	NE	NE	NE	NE	NE	NE	NE	NE	NE
Injury, poisoning and procedural complications	Joint dislocation	Lucerne	331	49,8	0	0,0	329	49,2	1	0,3	*	Quasi-complete separation of data points detected.				*	ERROR: The mean parameter is either invalid or at a limit of its range for some observations.			0,00	Algorithm converged.	0,00	NE	0,3136		NE	>999,99	Algorithm converged.	0,00	NE
Injury, poisoning and procedural complications	Ligament sprain	Tenaya	333	50,2	0	0,0	336	50,8	1	0,3	*	Quasi-complete separation of data points detected.				*	ERROR: The mean parameter is either invalid or at a limit of its range for some observations.			0,00	Algorithm converged.	0,00	NE	0,3193	NE	>999,99	Algorithm converged.	0,00	NE
Injury, poisoning and procedural complications	Ligament sprain	Lucerne	331	49,8	0	0,0	329	49,2	0	0,0	NE		NE	NE	NE		NE	NE	NE	NE	NE	NE	NE	NE	NE	NE	NE	NE	NE	NE
Injury, poisoning and procedural complications	Lumbar vertebral fracture	Tenaya	333	50,2	0	0,0	336	50,8	0	0,0	NE		NE	NE	NE		NE	NE	NE	NE	NE	NE	NE	NE	NE	NE	NE	NE	NE	NE
Injury, poisoning and procedural complications	Lumbar vertebral fracture	Lucerne	331	49,8	0	0,0	329	49,2	1	0,3	*	Quasi-complete separation of data points detected.				*	ERROR: The mean parameter is either invalid or at a limit of its range for some observations.			0,00	Algorithm converged.	0,00	NE	0,3136		NE	>999,99	Algorithm converged.	0,00	NE
Injury, poisoning and procedural complications	Rib fracture	Tenaya	333	50,2	0	0,0	336	50,8	1	0,3	*	Quasi-complete separation of data points detected.				*	ERROR: The mean parameter is either invalid or at a limit of its range for some observations.			0,00	Algorithm converged.	0,00	NE	0,3193	1,0000	>999,99	Algorithm converged.	0,00	NE
Injury, poisoning and procedural complications	Rib fracture	Lucerne	331	49,8	3	0,9	329	49,2	2	0,6	*	Quasi-complete separation of data points detected.				*	ERROR: The mean parameter is either invalid or at a limit of its range for some observations.			0,00	Algorithm converged.	0,00	NE	0,1938		>999,99	Algorithm converged.	0,00	NE
Injury, poisoning and procedural complications	Spinal compression fracture	Tenaya	333	50,2	2	0,6	336	50,8	0	0,0	*	Quasi-complete separation of data points detected.				*	WARNING: Negative of Hessian not positive definite.			NE	Algorithm converged.	NE	NE	0,1591	1,0000	NE	Algorithm converged.	NE	NE
Injury, poisoning and procedural complications	Spinal compression fracture	Lucerne	331	49,8	1	0,3	329	49,2	0	0,0	*	Quasi-complete separation of data points detected.				*	WARNING: The relative Hessian convergence criterion of 31.5992733961 is greater than the limit of 0.0001. The convergence is questionable.			NE	Algorithm converged.	NE	NE	0,3210		NE	Algorithm converged.	NE	NE
Injury, poisoning and procedural complications	Subdural haemorrhage	Tenaya	333	50,2	1	0,3	336	50,8	0	0,0	*	Quasi-complete separation of data points detected.				*	WARNING: Negative of Hessian not positive definite.			NE	Algorithm converged.	NE	NE	0,3151	NE	NE	Algorithm converged.	NE	NE
Injury, poisoning and procedural complications	Subdural haemorrhage	Lucerne	331	49,8	0	0,0	329	49,2	0	0,0	NE		NE	NE	NE		NE	NE	NE	NE	NE	NE	NE	NE	NE	NE	NE	NE	NE	NE
Injury, poisoning and procedural complications	Tibia fracture	Tenaya	333	50,2	0	0,0	336	50,8	1	0,3	*	Quasi-complete separation of data points detected.				*	ERROR: The mean parameter is either invalid or at a limit of its range for some observations.			0,00	Algorithm converged.	0,00	NE	0,3193	NE	>999,99	Algorithm converged.	0,00	NE
Injury, poisoning and procedural complications	Tibia fracture	Lucerne	331	49,8	0	0,0	329	49,2	0	0,0	NE		NE	NE	NE		NE	NE	NE	NE	NE	NE	NE	NE	NE	NE	NE	NE	NE	NE
Injury, poisoning and procedural complications	Toxicity to various agents	Tenaya	333	50,2	0	0,0	336	50,8	1	0,3	*	Quasi-complete separation of data points detected.				*	ERROR: The mean parameter is either invalid or at a limit of its range for some observations.			0,00	Algorithm converged.	0,00	NE	0,3193	NE	>999,99	Algorithm converged.	0,00	NE
Injury, poisoning and procedural complications	Toxicity to various agents	Lucerne	331	49,8	0	0,0	329	49,2	0	0,0	NE		NE	NE	NE		NE	NE	NE	NE	NE	NE	NE	NE	NE	NE	NE	NE	NE	NE
Injury, poisoning and procedural complications	Upper limb fracture	Tenaya	333	50,2	0	0,0	336	50,8	0	0,0	NE		NE	NE	NE		NE	NE	NE	NE	NE	NE	NE	NE	NE	NE	NE	NE	NE	NE
Injury, poisoning and procedural complications	Upper limb fracture	Lucerne	331	49,8	1	0,3	329	49,2	1	0,3	*	Quasi-complete separation of data points detected.				*	WARNING: The relative Hessian convergence criterion of 31.5992733752 is greater than the limit of 0.0001. The convergence is questionable.			NE	Algorithm converged.	NE	NE	0,3210		NE	Algorithm converged.	NE	NE
Injury, poisoning and procedural complications	Wrist fracture	Tenaya	333	50,2	0	0,0	336	50,8	0	0,0	NE		NE	NE	NE		NE	NE	NE	NE	NE	NE	NE	NE	NE	NE	NE	NE	NE	NE
Injury, poisoning and procedural complications	Wrist fracture	Lucerne	331	49,8	1	0,3	329	49,2	1	0,3	*	Quasi-complete separation of data points detected.				*	WARNING: The relative Hessian convergence criterion of 31.5992738561 is greater than the limit of 0.0001. The convergence is questionable.			NE	Algorithm converged.	NE	NE	0,3232		NE	Algorithm converged.	NE	NE
Investigations		Tenaya	333	50,2	0	0,0	336	50,8	1	0,3	*	Quasi-complete separation of data points detected.				*	ERROR: The mean parameter is either invalid or at a limit of its range for some observations.			0,00	Algorithm converged.	0,00	NE	0,0842	0,0518	>999,99	Algorithm converged.	0,00	NE
Investigations		Lucerne	331	49,8	2	0,6	329	49,2	1	0,3	1,98	Convergence criterion (GCONV=1E-8) satisfied.	0,18	21,89	0,003		Algorithm converged.	-0,007	0,013	1,97	Algorithm converged.	0,18	21,62	0,5720		0,51	Algorithm converged.	0,05	5,57
Investigations	Intraocular pressure increased	Tenaya	333	50,2	0	0,0	336	50,8	2	0,6	*	Quasi-complete separation of data points detected.				*	ERROR: The mean parameter is either invalid or at a limit of its range for some observations.			0,00	Algorithm converged.	0,00	NE	0,1980	0,1916	>999,99	Algorithm converged.	0,00	NE
Investigations	Intraocular pressure increased	Lucerne	331	49,8	1	0,3	329	49,2	1	0,3	0,98	Convergence criterion (GCONV=1E-8) satisfied.	0,06	15,81	0,000		Algorithm converged.	-0,008	0,008	0,98	Algorithm converged.	0,06	15,68	0,9914		1,02	Algorithm converged.	0,06	16,16
Investigations	Staphylococcus test positive	Tenaya	333	50,2	1	0,3	336	50,8	1	0,3	*	Quasi-complete separation of data points detected.				*	ERROR: The mean parameter is either invalid or at a limit of its range for some observations.			0,00	Algorithm converged.	0,00	NE	0,3193	NE	>999,99	Algorithm converged.	0,00	NE
Investigations	Staphylococcus test positive	Lucerne	331	49,8	0	0,0	329	49,2	0	0,0	NE		NE	NE	NE		NE	NE	NE	NE	NE	NE	NE	NE	NE	NE	NE	NE	NE	NE
Investigations	Weight decreased	Tenaya	333	50,2	0	0,0	336	50,8	0	0,0	NE		NE	NE	NE		NE	NE	NE	NE	NE	NE	NE	NE	NE	NE	NE	NE	NE	NE
Investigations	Weight decreased	Lucerne	331	49,8	1	0,3	329	49,2	1	0,3	*	Quasi-complete separation of data points detected.				*	WARNING: The relative Hessian convergence criterion of 31.5992733752 is greater than the limit of 0.0001. The convergence is questionable.			NE	Algorithm converged.	NE	NE	0,3210		NE	Algorithm converged.	NE	NE
Metabolism and nutrition disorders		Tenaya	333	50,2	1	0,3	336	50,8	4	1,2	0,25	Convergence criterion (GCONV=1E-8) satisfied.	0,03	2,25	-0,009		Algorithm converged.	-0,022	0,004	0,25	Algorithm converged.	0,03	2,25	0,1817	0,1886	3,96	Algorithm converged.	0,45	35,29
Metabolism and nutrition disorders		Lucerne	331	49,8	0	0,0	329	49,2	6	1,8	*	Quasi-complete separation of data points detected.				*	ERROR: The mean parameter is either invalid or at a limit of its range for some observations.			0,00	Algorithm converged.	0,00	NE	0,0132		>999,99	Algorithm converged.	0,00	NE
Metabolism and nutrition disorders	Dehydration	Tenaya	333	50,2	0	0,0	336	50,8	1	0,3	*	Quasi-complete separation of data points detected.				*	ERROR: The mean parameter is either invalid or at a limit of its range for some observations.			0,00	Algorithm converged.	0,00	NE	0,0842		>999,99	Algorithm converged.	0,00	NE
Metabolism and nutrition disorders	Dehydration	Lucerne	331	49,8	0	0,0	329	49,2	0	0,0	NE		NE	NE	NE		NE	NE	NE	NE	NE	NE	NE	NE	NE	NE	NE	NE	NE	NE
Metabolism and nutrition disorders	Gout	Tenaya	333	50,2	0	0,0	336	50,8	0	0,0	NE		NE	NE	NE		NE	NE	NE	NE	NE	NE	NE	NE	NE	NE	NE	NE	NE	NE
Metabolism and nutrition disorders	Gout	Lucerne	331	49,8	0	0,0	329	49,2	1	0,3	*	Quasi-complete separation of data points detected.				*	ERROR: The mean parameter is either invalid or at a limit of its range for some observations.			0,00	Algorithm converged.	0,00	NE	0,3136		>999,99	Algorithm converged.	0,00	NE
Metabolism and nutrition disorders	Hyperkalaemia	Tenaya	333	50,2	0	0,0	336	50,8	0	0,0	NE		NE	NE	NE		NE	NE	NE	NE	NE	NE	NE	NE	NE	NE	NE	NE	NE	NE
Metabolism and nutrition disorders	Hyperkalaemia	Lucerne	331	49,8	0	0,0	329	49,2	1	0,3	*	Quasi-complete separation of data points detected.				*	ERROR: The mean parameter is either invalid or at a limit of its range for some observations.			0,00	Algorithm converged.	0,00	NE	0,3136		>999,99	Algorithm converged.	0,00	NE
Metabolism and nutrition disorders	Hypervolaemia	Tenaya	333	50,2	0	0,0	336	50,8	0	0,0	NE		NE	NE	NE		NE	NE	NE	NE	NE	NE	NE	NE	NE	NE	NE	NE	NE	NE
Metabolism and nutrition disorders	Hypervolaemia	Lucerne	331	49,8	0	0,0	329	49,2	1	0,3	*	Quasi-complete separation of data points detected.				*	ERROR: The mean parameter is either invalid or at a limit of its range for some observations.			0,00	Algorithm converged.	0,00	NE	0,3136		>999,99	Algorithm converged.	0,00	NE
Metabolism and nutrition disorders	Hypokalaemia	Tenaya	333	50,2	0	0,0	336	50,8	1	0,3	*	Quasi-complete separation of data points detected.				*	ERROR: The mean parameter is either invalid or at a limit of its range for some observations.			0,00	Algorithm converged.	0,00	NE	0,3185	1,0000	>999,99	Algorithm converged.	0,00	NE
Metabolism and nutrition disorders	Hypokalaemia	Lucerne	331	49,8	0	0,0	329	49,2	1	0,3	*	Quasi-complete separation of data points detected.				*	ERROR: The mean parameter is either invalid or at a limit of its range for some observations.			0,00	Algorithm converged.	0,00	NE	0,3136		>999,99	Algorithm converged.	0,00	NE
Metabolism and nutrition disorders	Hyponatraemia	Tenaya	333	50,2	0	0,0	336	50,8	0	0,0	NE		NE	NE	NE		NE	NE	NE	NE	NE	NE	NE	NE	NE	NE	NE	NE	NE	NE
Metabolism and nutrition disorders	Hyponatraemia	Lucerne	331	49,8	0	0,0	329	49,2	1	0,3	*	Quasi-complete separation of data points detected.				*	ERROR: The mean parameter is either invalid or at a limit of its range for some observations.			0,00	Algorithm converged.	0,00	NE	0,3136		>999,99	Algorithm converged.	0,00	NE

| | | |

| | | |

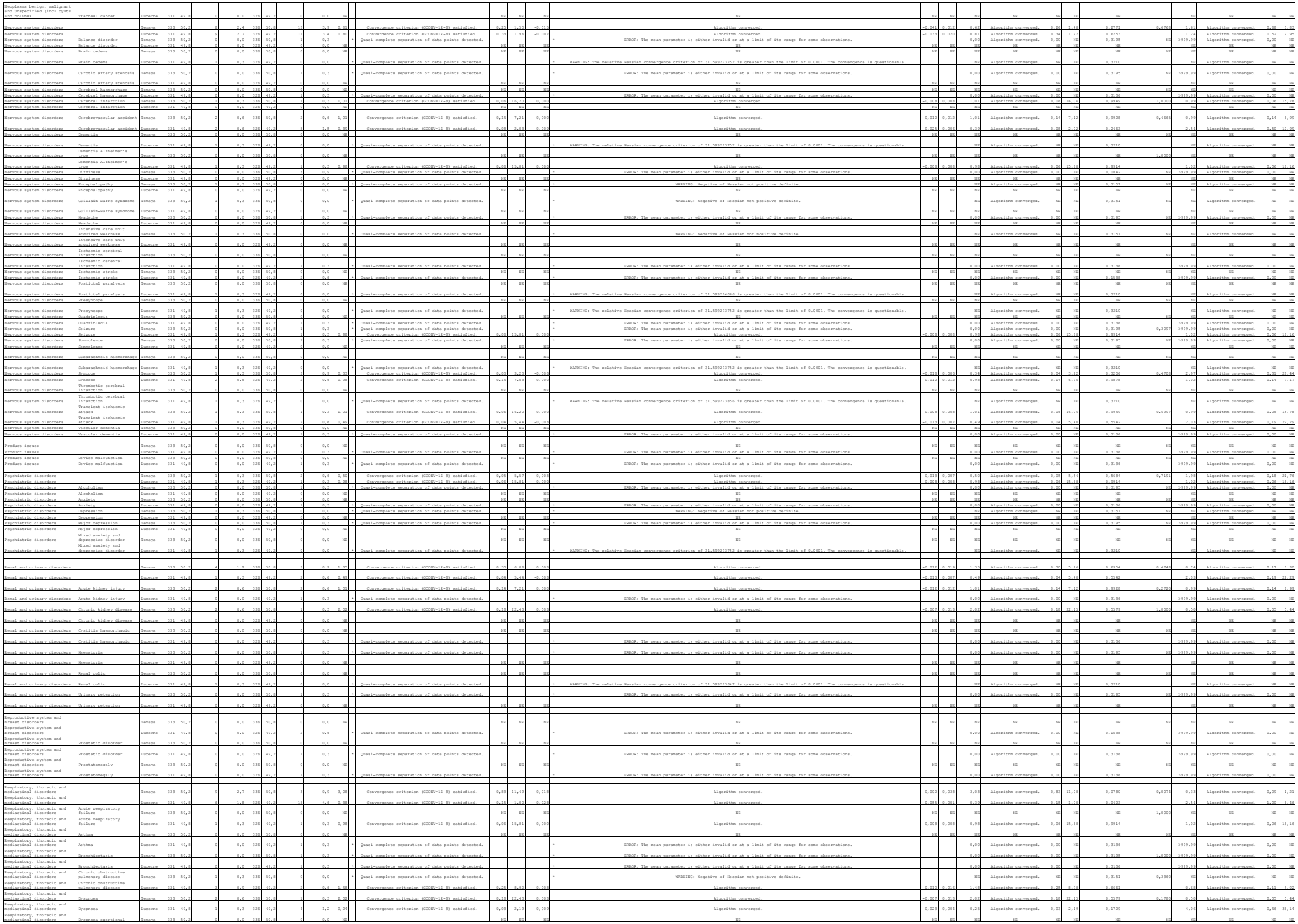

Respiratory, thoracic and mediastinal disorders	Dyspnoea exertional	Lucerne	331	49,8	1	0,3	328	49,2	0	0,0		* Quasi-complete separation of data points detected.				* WARNING: The relative Hessian convergence criterion of 31.599273752 is greater than the limit of 0.0001. The convergence is questionable.			NE	Algorithm converged.	NE	NE	0,3210		NE	Algorithm converged.	NE	NE
Respiratory, thoracic and mediastinal disorders	Epistaxis	Tenaya	333	50,2	0	0,0	336	50,8	0	0,0	NE	NE	NE	NE	NE	NE	NE	NE	NE	NE	NE	NE	NE	NE	NE	NE	NE	NE	NE	NE	NE	NE	NE
Respiratory, thoracic and mediastinal disorders	Epistaxis	Lucerne	331	49,8	1	0,3	328	49,2	0	0,0		* Quasi-complete separation of data points detected.				* WARNING: The relative Hessian convergence criterion of 31.599273961 is greater than the limit of 0.0001. The convergence is questionable.			NE	Algorithm converged.	NE	NE	0,3210		NE	Algorithm converged.	NE	NE
Respiratory, thoracic and mediastinal disorders	Haemothorax	Tenaya	333	50,2	0	0,0	336	50,8	0	0,0	NE	NE	NE	NE	NE	NE	NE	NE	NE	NE	NE	NE	NE	NE	NE	NE	NE	NE	NE	NE	NE	NE	NE
Respiratory, thoracic and mediastinal disorders	Haemothorax	Lucerne	331	49,8	0	0,0	328	49,2	0	0,0		* Quasi-complete separation of data points detected.				* ERROR: The mean parameter is either invalid or at a limit of its range for some observations.			0,00	Algorithm converged.	0,00	NE	0,3136		>999,99	Algorithm converged.	0,00	NE
Respiratory, thoracic and mediastinal disorders	Hypoxia	Tenaya	333	50,2	0	0,0	336	50,8	0	0,0	NE	NE	NE	NE	NE	NE	NE	NE	NE	NE	NE	NE	NE	NE	NE	NE	NE	NE	NE	NE	NE	NE	NE
Respiratory, thoracic and mediastinal disorders	Hypoxia	Lucerne	331	49,8	0	0,0	328	49,2	0	0,0		* Quasi-complete separation of data points detected.				* ERROR: The mean parameter is either invalid or at a limit of its range for some observations.			0,00	Algorithm converged.	0,00	NE	0,3136		>999,99	Algorithm converged.	0,00	NE
Respiratory, thoracic and mediastinal disorders	Interstitial lung disease	Tenaya	333	50,2	0	0,0	336	50,8	0	0,0	NE	NE	NE	NE	NE	NE	NE	NE	NE	NE	NE	NE	NE	NE	NE	NE	NE	NE	NE	NE	NE	NE	NE
Respiratory, thoracic and mediastinal disorders	Interstitial lung disease	Lucerne	331	49,8	0	0,0	328	49,2	0	0,0		* Quasi-complete separation of data points detected.				* ERROR: The mean parameter is either invalid or at a limit of its range for some observations.			0,00	Algorithm converged.	0,00	NE	0,3136		>999,99	Algorithm converged.	0,00	NE
Respiratory, thoracic and mediastinal disorders	Lung perforation	Tenaya	333	50,2	0	0,0	336	50,8	0	0,0	NE	NE	NE	NE	NE	NE	NE	NE	NE	NE	NE	NE	NE	NE	NE	NE	NE	NE	NE	NE	NE	NE	NE
Respiratory, thoracic and mediastinal disorders	Lung perforation	Lucerne	331	49,8	0	0,0	328	49,2	0	0,0		* Quasi-complete separation of data points detected.				* ERROR: The mean parameter is either invalid or at a limit of its range for some observations.			0,00	Algorithm converged.	0,00	NE	0,3136		>999,99	Algorithm converged.	0,00	NE
Respiratory, thoracic and mediastinal disorders	Pharyngeal cyst	Tenaya	333	50,2	1	0,3	336	50,8	0	0,0		* Quasi-complete separation of data points detected.				* WARNING: Negative of Hessian not positive definite.			NE	Algorithm converged.	NE	NE	0,3151		NE	Algorithm converged.	NE	NE
Respiratory, thoracic and mediastinal disorders	Pharyngeal cyst	Lucerne	331	49,8	0	0,0	328	49,2	0	0,0	NE	NE	NE	NE	NE	NE	NE	NE	NE	NE	NE	NE	NE	NE	NE	NE	NE	NE	NE	NE	NE	NE	NE
Respiratory, thoracic and mediastinal disorders	Pleural effusion	Tenaya	333	50,2	1	0,3	336	50,8	0	0,0		* Quasi-complete separation of data points detected.				* WARNING: Negative of Hessian not positive definite.			NE	Algorithm converged.	NE	NE	0,3151		NE	Algorithm converged.	NE	NE
Respiratory, thoracic and mediastinal disorders	Pleural effusion	Lucerne	331	49,8	0	0,0	328	49,2	0	0,0	NE	NE	NE	NE	NE	NE	NE	NE	NE	NE	NE	NE	NE	NE	NE	NE	NE	NE	NE	NE	NE	NE	NE
Respiratory, thoracic and mediastinal disorders	Pneumonitis	Tenaya	333	50,2	0	0,0	336	50,8	0	0,0	NE	NE	NE	NE	NE	NE	NE	NE	NE	NE	NE	NE	NE	NE	NE	NE	NE	NE	NE	NE	NE	NE	NE
Respiratory, thoracic and mediastinal disorders	Pneumonitis	Lucerne	331	49,8	0	0,0	328	49,2	0	0,0		* Quasi-complete separation of data points detected.				* ERROR: The mean parameter is either invalid or at a limit of its range for some observations.			0,00	Algorithm converged.	0,00	NE	0,3136		>999,99	Algorithm converged.	0,00	NE
Respiratory, thoracic and mediastinal disorders	Pulmonary artery thrombosis	Tenaya	333	50,2	0	0,0	336	50,8	0	0,0	NE	NE	NE	NE	NE	NE	NE	NE	NE	NE	NE	NE	NE	NE	NE	NE	NE	NE	NE	NE	NE	NE	NE
Respiratory, thoracic and mediastinal disorders	Pulmonary artery thrombosis	Lucerne	331	49,8	0	0,0	328	49,2	0	0,0		* Quasi-complete separation of data points detected.				* ERROR: The mean parameter is either invalid or at a limit of its range for some observations.			0,00	Algorithm converged.	0,00	NE	0,3136		>999,99	Algorithm converged.	0,00	NE
Respiratory, thoracic and mediastinal disorders	Pulmonary embolism	Tenaya	333	50,2	1	0,3	336	50,8	1	0,3	1,01	Convergence criterion (GCONV=1E-8) satisfied.	0,06	16,20	0,000	Algorithm converged.	-0,008	0,008	1,01	Algorithm converged.	0,06	16,06	0,9849	0,1323	0,99	Algorithm converged.	0,06	15,76
Respiratory, thoracic and mediastinal disorders	Pulmonary embolism	Lucerne	331	49,8	0	0,0	328	49,2	0	0,0		* Quasi-complete separation of data points detected.				* ERROR: The mean parameter is either invalid or at a limit of its range for some observations.			0,00	Algorithm converged.	0,00	NE	0,3800		>999,99	Algorithm converged.	0,00	NE
Respiratory, thoracic and mediastinal disorders	Pulmonary oedema	Tenaya	333	50,2	1	0,3	336	50,8	0	0,0		* Quasi-complete separation of data points detected.				* WARNING: Negative of Hessian not positive definite.			NE	Algorithm converged.	NE	NE	0,3151		NE	Algorithm converged.	NE	NE
Respiratory, thoracic and mediastinal disorders	Pulmonary oedema	Lucerne	331	49,8	0	0,0	328	49,2	0	0,0	NE	NE	NE	NE	NE	NE	NE	NE	NE	NE	NE	NE	NE	NE	NE	NE	NE	NE	NE	NE	NE	NE	NE
Respiratory, thoracic and mediastinal disorders	Respiratory distress	Tenaya	333	50,2	1	0,3	336	50,8	0	0,0		* Quasi-complete separation of data points detected.				* WARNING: Negative of Hessian not positive definite.			NE	Algorithm converged.	NE	NE	0,3151	0,0343	NE	Algorithm converged.	NE	NE
Respiratory, thoracic and mediastinal disorders	Respiratory distress	Lucerne	331	49,8	0	0,0	328	49,2	0	0,0		* Quasi-complete separation of data points detected.				* ERROR: The mean parameter is either invalid or at a limit of its range for some observations.			0,00	Algorithm converged.	0,00	NE	0,3136		>999,99	Algorithm converged.	0,00	NE
Respiratory, thoracic and mediastinal disorders	Respiratory failure	Tenaya	333	50,2	2	0,6	336	50,8	0	0,0		* Quasi-complete separation of data points detected.				* WARNING: Negative of Hessian not positive definite.			NE	Algorithm converged.	NE	NE	0,1951		NE	Algorithm converged.	NE	NE
Respiratory, thoracic and mediastinal disorders	Respiratory failure	Lucerne	331	49,8	0	0,0	328	49,2	0	0,0	NE	NE	NE	NE	NE	NE	NE	NE	NE	NE	NE	NE	NE	NE	NE	NE	NE	NE	NE	NE	NE	NE	NE
Skin and subcutaneous tissue disorders		Tenaya	333	50,2	0	0,0	336	50,8	0	0,0		* Quasi-complete separation of data points detected.				* ERROR: The mean parameter is either invalid or at a limit of its range for some observations.			0,00	Algorithm converged.	0,00	NE	0,3195		>999,99	Algorithm converged.	0,00	NE
Skin and subcutaneous tissue disorders		Lucerne	331	49,8	0	0,0	328	49,2	0	0,0	NE	NE	NE	NE	NE	NE	NE	NE	NE	NE	NE	NE	NE	NE	NE	NE	NE	NE	NE	NE	NE	NE	NE
Skin and subcutaneous tissue disorders	Dermatitis allergic	Tenaya	333	50,2	0	0,0	336	50,8	0	0,0		* Quasi-complete separation of data points detected.				* ERROR: The mean parameter is either invalid or at a limit of its range for some observations.			0,00	Algorithm converged.	0,00	NE	0,3195		>999,99	Algorithm converged.	0,00	NE
Skin and subcutaneous tissue disorders	Dermatitis allergic	Lucerne	331	49,8	0	0,0	328	49,2	0	0,0	NE	NE	NE	NE	NE	NE	NE	NE	NE	NE	NE	NE	NE	NE	NE	NE	NE	NE	NE	NE	NE	NE	NE
Vascular disorders		Tenaya	333	50,2	4	1,2	336	50,8	4	1,2	0,67	Convergence criterion (GCONV=1E-8) satisfied.	0,19	2,33	-0,006	Algorithm converged.	-0,024	0,013	0,67	Algorithm converged.	0,19	2,34	0,5336	0,6880	1,49	Algorithm converged.	0,42	5,23
Vascular disorders		Lucerne	331	49,8	4	1,2	328	49,2	4	1,2	0,58	Convergence criterion (GCONV=1E-8) satisfied.	0,24	3,97	0,000	Algorithm converged.	-0,017	0,017	0,98	Algorithm converged.	0,25	3,90	0,9827		1,02	Algorithm converged.	0,26	4,03
Vascular disorders	Aortic aneurysm	Tenaya	333	50,2	0	0,0	336	50,8	1	0,3		* Quasi-complete separation of data points detected.				* ERROR: The mean parameter is either invalid or at a limit of its range for some observations.			0,00	Algorithm converged.	0,00	NE	0,3195		>999,99	Algorithm converged.	0,00	NE
Vascular disorders	Aortic aneurysm	Lucerne	331	49,8	0	0,0	328	49,2	0	0,0	NE	NE	NE	NE	NE	NE	NE	NE	NE	NE	NE	NE	NE	NE	NE	NE	NE	NE	NE	NE	NE	NE	NE
Vascular disorders	Aortic aneurysm rupture	Tenaya	333	50,2	0	0,0	336	50,8	1	0,3		* Quasi-complete separation of data points detected.				* ERROR: The mean parameter is either invalid or at a limit of its range for some observations.			0,00	Algorithm converged.	0,00	NE	0,3195		>999,99	Algorithm converged.	0,00	NE
Vascular disorders	Aortic aneurysm rupture	Lucerne	331	49,8	0	0,0	328	49,2	0	0,0	NE	NE	NE	NE	NE	NE	NE	NE	NE	NE	NE	NE	NE	NE	NE	NE	NE	NE	NE	NE	NE	NE	NE
Vascular disorders	Aortic stenosis	Tenaya	333	50,2	1	0,3	336	50,8	0	0,0		* Quasi-complete separation of data points detected.				* WARNING: Negative of Hessian not positive definite.			NE	Algorithm converged.	NE	NE	0,3151		NE	Algorithm converged.	NE	NE
Vascular disorders	Aortic stenosis	Lucerne	331	49,8	0	0,0	328	49,2	0	0,0	NE	NE	NE	NE	NE	NE	NE	NE	NE	NE	NE	NE	NE	NE	NE	NE	NE	NE	NE	NE	NE	NE	NE
Vascular disorders	Deep vein thrombosis	Tenaya	333	50,2	1	0,3	336	50,8	1	0,3	1,01	Convergence criterion (GCONV=1E-8) satisfied.	0,06	16,20	0,000	Algorithm converged.	-0,008	0,008	1,01	Algorithm converged.	0,06	16,06	0,9849	0,3023	0,99	Algorithm converged.	0,06	15,76
Vascular disorders	Deep vein thrombosis	Lucerne	331	49,8	0	0,0	328	49,2	1	0,3		* Quasi-complete separation of data points detected.				* ERROR: The mean parameter is either invalid or at a limit of its range for some observations.			0,00	Algorithm converged.	0,00	NE	0,3136		>999,99	Algorithm converged.	0,00	NE
Vascular disorders	Haematoma	Tenaya	333	50,2	0	0,0	336	50,8	0	0,0	NE	NE	NE	NE	NE	NE	NE	NE	NE	NE	NE	NE	NE	NE	NE	NE	NE	NE	NE	NE	NE	NE	NE
Vascular disorders	Haematoma	Lucerne	331	49,8	1	0,3	328	49,2	0	0,0		* Quasi-complete separation of data points detected.				* WARNING: The relative Hessian convergence criterion of 31.599273856 is greater than the limit of 0.0001. The convergence is questionable.			NE	Algorithm converged.	NE	NE	0,3210		NE	Algorithm converged.	NE	NE
Vascular disorders	Hypertension	Tenaya	333	50,2	1	0,3	336	50,8	2	0,6	0,50	Convergence criterion (GCONV=1E-8) satisfied.	0,05	5,57	-0,001	Algorithm converged.	-0,013	0,007	0,50	Algorithm converged.	0,05	5,54	0,5684	0,4053	1,98	Algorithm converged.	0,18	21,76
Vascular disorders	Hypertension	Lucerne	331	49,8	0	0,0	328	49,2	1	0,3		* Quasi-complete separation of data points detected.				* ERROR: The mean parameter is either invalid or at a limit of its range for some observations.			0,00	Algorithm converged.	0,00	NE	0,3136		>999,99	Algorithm converged.	0,00	NE
Vascular disorders	Hypertensive urgency	Tenaya	333	50,2	1	0,3	336	50,8	1	0,3		* Quasi-complete separation of data points detected.				* WARNING: Negative of Hessian not positive definite.			NE	Algorithm converged.	NE	NE	0,3151		NE	Algorithm converged.	NE	NE
Vascular disorders	Hypertensive urgency	Lucerne	331	49,8	0	0,0	328	49,2	0	0,0	NE	NE	NE	NE	NE	NE	NE	NE	NE	NE	NE	NE	NE	NE	NE	NE	NE	NE	NE	NE	NE	NE	NE
Vascular disorders	Internal haemorrhage	Tenaya	333	50,2	1	0,3	336	50,8	0	0,0		* Quasi-complete separation of data points detected.				* WARNING: Negative of Hessian not positive definite.			NE	Algorithm converged.	NE	NE	0,3151		NE	Algorithm converged.	NE	NE
Vascular disorders	Internal haemorrhage	Lucerne	331	49,8	0	0,0	328	49,2	0	0,0	NE	NE	NE	NE	NE	NE	NE	NE	NE	NE	NE	NE	NE	NE	NE	NE	NE	NE	NE	NE	NE	NE	NE
Vascular disorders	Orthostatic hypotension	Tenaya	333	50,2	0	0,0	336	50,8	1	0,3		* Quasi-complete separation of data points detected.				* ERROR: The mean parameter is either invalid or at a limit of its range for some observations.			0,00	Algorithm converged.	0,00	NE	0,3195	0,3097	>999,99	Algorithm converged.	0,00	NE
Vascular disorders	Orthostatic hypotension	Lucerne	331	49,8	1	0,3	328	49,2	1	0,3	0,98	Convergence criterion (GCONV=1E-8) satisfied.	0,06	15,81	0,000	Algorithm converged.	-0,008	0,008	0,98	Algorithm converged.	0,06	15,68	0,9914		1,02	Algorithm converged.	0,06	16,14
Vascular disorders	Peripheral arterial occlusive disease	Tenaya	333	50,2	0	0,0	336	50,8	0	0,0	NE	NE	NE	NE	NE	NE	NE	NE	NE	NE	NE	NE	NE	NE	NE	NE	NE	NE	NE	NE	NE	NE	NE
Vascular disorders	Peripheral arterial occlusive disease	Lucerne	331	49,8	1	0,3	328	49,2	0	0,0		* Quasi-complete separation of data points detected.				* WARNING: The relative Hessian convergence criterion of 31.599273752 is greater than the limit of 0.0001. The convergence is questionable.			NE	Algorithm converged.	NE	NE	0,3210		NE	Algorithm converged.	NE	NE
Vascular disorders	Peripheral ischaemia	Tenaya	333	50,2	0	0,0	336	50,8	0	0,0	NE	NE	NE	NE	NE	NE	NE	NE	NE	NE	NE	NE	NE	NE	NE	NE	NE	NE	NE	NE	NE	NE	NE
Vascular disorders	Peripheral ischaemia	Lucerne	331	49,8	1	0,3	328	49,2	0	0,0		* Quasi-complete separation of data points detected.				* WARNING: The relative Hessian convergence criterion of 31.599273856 is greater than the limit of 0.0001. The convergence is questionable.			NE	Algorithm converged.	NE	NE	0,3210		NE	Algorithm converged.	NE	NE
Vascular disorders	Venous thrombosis limb	Tenaya	333	50,2	0	0,0	336	50,8	0	0,0	NE	NE	NE	NE	NE	NE	NE	NE	NE	NE	NE	NE	NE	NE	NE	NE	NE	NE	NE	NE	NE	NE	NE
Vascular disorders	Venous thrombosis limb	Lucerne	331	49,8	0	0,0	328	49,2	0	0,0		* Quasi-complete separation of data points detected.				* ERROR: The mean parameter is either invalid or at a limit of its range for some observations.			0,00	Algorithm converged.	0,00	NE	0,3136		>999,99	Algorithm converged.	0,00	NE

Test for interaction based on RR (Log-binomial regression)
* indicates convergence problem. Result is uninterpretable.
Clinical cut-off: TENAYA 24MAR2022 and LUCERNE 23MAR2022

Program: root/clinical_studies/BO6867461/CDPT7716/share/ACE_pool_nAMD_CSR_Final/prod/program/t_ae_raw_soc.sas
Output: root/clinical_studies/BO6867461/CDPT7716/share/ACE_pool_nAMD_CSR_Final/prod/output/t_ae_raw_soc_sg2_SAE_SE_MAR2022_nAMD.xls
29APR2022 21:38

POPULATION: Safety-Evaluable Population
ENDPOINT: AEs leading to Study Treatment Discontinuation throughout the Entire Study
MODEL: Unstratified analysis
STUDY: GR40306 & GR40844
Dichotomous Analysis by Subgroups (Safety)

All

			Faricimab (N=664)				Aflibercept (N=662)			
			Patients		Patients with Event		Patients		Patients with Event	
MedDRA System Organ Class	MedDRA Preferred Term	Level	n	%	n	%	n	%	n	%
Cardiac disorders		n/a	664	100,0	1	0,2	662	100,0	0	0,0
Cardiac disorders	Cardiac failure	n/a	664	100,0	1	0,2	662	100,0	0	0,0
Eye disorders		n/a	664	100,0	15	2,3	662	100,0	7	1,1
Eye disorders	Iridocyclitis	n/a	664	100,0	1	0,2	662	100,0	0	0,0
Eye disorders	Keratitis	n/a	664	100,0	0	0,0	662	100,0	1	0,2
Eye disorders	Neovascular age-related macular degeneration	n/a	664	100,0	9	1,4	662	100,0	4	0,6
Eye disorders	Non-infectious endophthalmitis	n/a	664	100,0	0	0,0	662	100,0	1	0,2
Eye disorders	Retinal pigment epithelial tear	n/a	664	100,0	1	0,2	662	100,0	0	0,0
Eye disorders	Uveitis	n/a	664	100,0	3	0,5	662	100,0	1	0,2
Eye disorders	Vitritis	n/a	664	100,0	1	0,2	662	100,0	0	0,0
General disorders and administration site conditions		n/a	664	100,0	0	0,0	662	100,0	1	0,2
General disorders and administration site conditions	Asthenia	n/a	664	100,0	0	0,0	662	100,0	1	0,2
Infections and infestations		n/a	664	100,0	2	0,3	662	100,0	4	0,6
Infections and infestations	COVID-19	n/a	664	100,0	0	0,0	662	100,0	1	0,2
Infections and infestations	COVID-19 pneumonia	n/a	664	100,0	0	0,0	662	100,0	1	0,2
Infections and infestations	Chorioretinitis	n/a	664	100,0	1	0,2	662	100,0	0	0,0
Infections and infestations	Endophthalmitis	n/a	664	100,0	1	0,2	662	100,0	1	0,2
Infections and infestations	Sepsis	n/a	664	100,0	0	0,0	662	100,0	2	0,3
Injury, poisoning and procedural complications		n/a	664	100,0	1	0,2	662	100,0	0	0,0
Injury, poisoning and procedural complications	Humerus fracture	n/a	664	100,0	1	0,2	662	100,0	0	0,0
Musculoskeletal and connective tissue disorders		n/a	664	100,0	1	0,2	662	100,0	0	0,0
Musculoskeletal and connective tissue disorders	Spinal osteoarthritis	n/a	664	100,0	1	0,2	662	100,0	0	0,0
Neoplasms benign, malignant and unspecified (incl cysts and polyps)		n/a	664	100,0	2	0,3	662	100,0	4	0,6
Neoplasms benign, malignant and unspecified (incl cysts and polyps)	Bile duct cancer	n/a	664	100,0	1	0,2	662	100,0	0	0,0
Neoplasms benign, malignant and unspecified (incl cysts and polyps)	Cholangiocarcinoma	n/a	664	100,0	0	0,0	662	100,0	1	0,2
Neoplasms benign, malignant and unspecified (incl cysts and polyps)	Lung neoplasm malignant	n/a	664	100,0	1	0,2	662	100,0	1	0,2
Neoplasms benign, malignant and unspecified (incl cysts and polyps)	Neuroendocrine carcinoma metastatic	n/a	664	100,0	0	0,0	662	100,0	1	0,2
Neoplasms benign, malignant and unspecified (incl cysts and polyps)	Tongue neoplasm malignant stage unspecified	n/a	664	100,0	0	0,0	662	100,0	1	0,2
Nervous system disorders		n/a	664	100,0	6	0,9	662	100,0	2	0,3
Nervous system disorders	Cerebrovascular accident	n/a	664	100,0	1	0,2	662	100,0	0	0,0
Nervous system disorders	Cognitive disorder	n/a	664	100,0	2	0,3	662	100,0	0	0,0
Nervous system disorders	Dementia	n/a	664	100,0	1	0,2	662	100,0	1	0,2
Nervous system disorders	Dementia Alzheimer's type	n/a	664	100,0	1	0,2	662	100,0	1	0,2
Nervous system disorders	Thrombotic cerebral infarction	n/a	664	100,0	1	0,2	662	100,0	0	0,0
Nervous system disorders	Transient ischaemic attack	n/a	664	100,0	0	0,0	662	100,0	1	0,2
Nervous system disorders	Vascular dementia	n/a	664	100,0	0	0,0	662	100,0	1	0,2
Respiratory, thoracic and mediastinal disorders		n/a	664	100,0	0	0,0	662	100,0	1	0,2
Respiratory, thoracic and mediastinal disorders	Acute respiratory failure	n/a	664	100,0	0	0,0	662	100,0	1	0,2

Clinical cut-off: TENAYA 24MAR2022 and LUCERNE 23MAR2022

Program: root/global/globalshare/morse_macros/current/prod/program/t_ae_soc_descriptive.sas
Output: root/clinical_studies/RO6867461/CDPT7716/share/ACE_pool_nAMD_CSR_Final/prod/output/t_ae_soc_descriptive_sg_WDSTAE_SE_MAR2022_nAMD.xls
30APR2022 3:23

POPULATION: Safety-Evaluable Population
ENDPOINT: AEs leading to Study Treatment Discontinuation throughout the Entire Study
MODEL: Unstratified analysis
STUDY: GR40306 & GR40844
Dichotomous Analysis (Safety)

Study

			Faricimab (N=664)				Aflibercept (N=662)			
			Patients		Patients with Event		Patients		Patients with Event	
MedDRA System Organ Class	MedDRA Preferred Term	Level	n	%	n	%	n	%	n	%
Cardiac disorders		Tenaya	333	50,2	0	0,0	336	50,8	0	0,0
Cardiac disorders		Lucerne	331	49,8	1	0,3	326	49,2	0	0,0
Cardiac disorders	Cardiac failure	Tenaya	333	50,2	0	0,0	336	50,8	0	0,0
Cardiac disorders	Cardiac failure	Lucerne	331	49,8	1	0,3	326	49,2	0	0,0
Eye disorders		Tenaya	333	50,2	5	1,5	336	50,8	2	0,6
Eye disorders		Lucerne	331	49,8	10	3,0	326	49,2	5	1,5
Eye disorders	Iridocyclitis	Tenaya	333	50,2	0	0,0	336	50,8	0	0,0
Eye disorders	Iridocyclitis	Lucerne	331	49,8	1	0,3	326	49,2	0	0,0
Eye disorders	Keratitis	Tenaya	333	50,2	0	0,0	336	50,8	0	0,0
Eye disorders	Keratitis	Lucerne	331	49,8	0	0,0	326	49,2	1	0,3
Eye disorders	Neovascular age-related macular degeneration	Tenaya	333	50,2	4	1,2	336	50,8	2	0,6
Eye disorders	Neovascular age-related macular degeneration	Lucerne	331	49,8	5	1,5	326	49,2	2	0,6
Eye disorders	Non-infectious endophthalmitis	Tenaya	333	50,2	0	0,0	336	50,8	0	0,0
Eye disorders	Non-infectious endophthalmitis	Lucerne	331	49,8	0	0,0	326	49,2	1	0,3
Eye disorders	Retinal pigment epithelial tear	Tenaya	333	50,2	0	0,0	336	50,8	0	0,0
Eye disorders	Retinal pigment epithelial tear	Lucerne	331	49,8	1	0,3	326	49,2	0	0,0
Eye disorders	Uveitis	Tenaya	333	50,2	1	0,3	336	50,8	0	0,0
Eye disorders	Uveitis	Lucerne	331	49,8	2	0,6	326	49,2	1	0,3
Eye disorders	Vitritis	Tenaya	333	50,2	0	0,0	336	50,8	0	0,0
Eye disorders	Vitritis	Lucerne	331	49,8	1	0,3	326	49,2	0	0,0
General disorders and administration site conditions		Tenaya	333	50,2	0	0,0	336	50,8	1	0,3
General disorders and administration site conditions		Lucerne	331	49,8	0	0,0	326	49,2	0	0,0
General disorders and administration site conditions	Asthenia	Tenaya	333	50,2	0	0,0	336	50,8	1	0,3
General disorders and administration site conditions	Asthenia	Lucerne	331	49,8	0	0,0	326	49,2	0	0,0
Infections and infestations		Tenaya	333	50,2	1	0,3	336	50,8	1	0,3
Infections and infestations		Lucerne	331	49,8	1	0,3	326	49,2	3	0,9
Infections and infestations	COVID-19	Tenaya	333	50,2	0	0,0	336	50,8	1	0,3
Infections and infestations	COVID-19	Lucerne	331	49,8	0	0,0	326	49,2	0	0,0
Infections and infestations	COVID-19 pneumonia	Tenaya	333	50,2	0	0,0	336	50,8	0	0,0
Infections and infestations	COVID-19 pneumonia	Lucerne	331	49,8	0	0,0	326	49,2	1	0,3
Infections and infestations	Chorioretinitis	Tenaya	333	50,2	0	0,0	336	50,8	0	0,0
Infections and infestations	Chorioretinitis	Lucerne	331	49,8	1	0,3	326	49,2	0	0,0
Infections and infestations	Endophthalmitis	Tenaya	333	50,2	1	0,3	336	50,8	0	0,0
Infections and infestations	Endophthalmitis	Lucerne	331	49,8	0	0,0	326	49,2	1	0,3
Infections and infestations	Sepsis	Tenaya	333	50,2	0	0,0	336	50,8	1	0,3
Infections and infestations	Sepsis	Lucerne	331	49,8	0	0,0	326	49,2	1	0,3
Injury, poisoning and procedural complications		Tenaya	333	50,2	1	0,3	336	50,8	0	0,0
Injury, poisoning and procedural complications		Lucerne	331	49,8	0	0,0	326	49,2	0	0,0
Injury, poisoning and procedural complications	Humerus fracture	Tenaya	333	50,2	1	0,3	336	50,8	0	0,0
Injury, poisoning and procedural complications	Humerus fracture	Lucerne	331	49,8	0	0,0	326	49,2	0	0,0
Musculoskeletal and connective tissue disorders		Tenaya	333	50,2	1	0,3	336	50,8	0	0,0
Musculoskeletal and connective tissue disorders		Lucerne	331	49,8	0	0,0	326	49,2	0	0,0
Musculoskeletal and connective tissue disorders	Spinal osteoarthritis	Tenaya	333	50,2	1	0,3	336	50,8	0	0,0
Musculoskeletal and connective tissue disorders	Spinal osteoarthritis	Lucerne	331	49,8	0	0,0	326	49,2	0	0,0
Neoplasms benign, malignant and unspecified (incl cysts and polyps)		Tenaya	333	50,2	2	0,6	336	50,8	4	1,2
Neoplasms benign, malignant and unspecified (incl cysts and polyps)		Lucerne	331	49,8	0	0,0	326	49,2	0	0,0
Neoplasms benign, malignant and unspecified (incl cysts and polyps)	Bile duct cancer	Tenaya	333	50,2	1	0,3	336	50,8	0	0,0
Neoplasms benign, malignant and unspecified (incl cysts and polyps)	Bile duct cancer	Lucerne	331	49,8	0	0,0	326	49,2	0	0,0

Neoplasms benign, malignant and unspecified (incl cysts and polyps)	Cholangiocarcinoma	Tenaya	333	50,2	0	0,0	336	50,8	1	0,3
Neoplasms benign, malignant and unspecified (incl cysts and polyps)	Cholangiocarcinoma	Lucerne	331	49,8	0	0,0	326	49,2	0	0,0
Neoplasms benign, malignant and unspecified (incl cysts and polyps)	Lung neoplasm malignant	Tenaya	333	50,2	1	0,3	336	50,8	1	0,3
Neoplasms benign, malignant and unspecified (incl cysts and polyps)	Lung neoplasm malignant	Lucerne	331	49,8	0	0,0	326	49,2	0	0,0
Neoplasms benign, malignant and unspecified (incl cysts and polyps)	Neuroendocrine carcinoma metastatic	Tenaya	333	50,2	0	0,0	336	50,8	1	0,3
Neoplasms benign, malignant and unspecified (incl cysts and polyps)	Neuroendocrine carcinoma metastatic	Lucerne	331	49,8	0	0,0	326	49,2	0	0,0
Neoplasms benign, malignant and unspecified (incl cysts and polyps)	Tongue neoplasm malignant stage unspecified	Tenaya	333	50,2	0	0,0	336	50,8	1	0,3
Neoplasms benign, malignant and unspecified (incl cysts and polyps)	Tongue neoplasm malignant stage unspecified	Lucerne	331	49,8	0	0,0	326	49,2	0	0,0
Nervous system disorders		Tenaya	333	50,2	2	0,6	336	50,8	1	0,3
Nervous system disorders		Lucerne	331	49,8	4	1,2	326	49,2	1	0,3
Nervous system disorders	Cerebrovascular accident	Tenaya	333	50,2	0	0,0	336	50,8	0	0,0
Nervous system disorders	Cerebrovascular accident	Lucerne	331	49,8	1	0,3	326	49,2	0	0,0
Nervous system disorders	Cognitive disorder	Tenaya	333	50,2	1	0,3	336	50,8	0	0,0
Nervous system disorders	Cognitive disorder	Lucerne	331	49,8	1	0,3	326	49,2	0	0,0
Nervous system disorders	Dementia	Tenaya	333	50,2	0	0,0	336	50,8	1	0,3
Nervous system disorders	Dementia	Lucerne	331	49,8	1	0,3	326	49,2	0	0,0
Nervous system disorders	Dementia Alzheimer's type	Tenaya	333	50,2	1	0,3	336	50,8	0	0,0
Nervous system disorders	Dementia Alzheimer's type	Lucerne	331	49,8	0	0,0	326	49,2	1	0,3
Nervous system disorders	Thrombotic cerebral infarction	Tenaya	333	50,2	0	0,0	336	50,8	0	0,0
Nervous system disorders	Thrombotic cerebral infarction	Lucerne	331	49,8	1	0,3	326	49,2	0	0,0
Nervous system disorders	Transient ischaemic attack	Tenaya	333	50,2	0	0,0	336	50,8	0	0,0
Nervous system disorders	Transient ischaemic attack	Lucerne	331	49,8	0	0,0	326	49,2	1	0,3
Nervous system disorders	Vascular dementia	Tenaya	333	50,2	0	0,0	336	50,8	0	0,0
Nervous system disorders	Vascular dementia	Lucerne	331	49,8	0	0,0	326	49,2	1	0,3
Respiratory, thoracic and mediastinal disorders		Tenaya	333	50,2	0	0,0	336	50,8	0	0,0
Respiratory, thoracic and mediastinal disorders		Lucerne	331	49,8	0	0,0	326	49,2	1	0,3
Respiratory, thoracic and mediastinal disorders	Acute respiratory failure	Tenaya	333	50,2	0	0,0	336	50,8	0	0,0
Respiratory, thoracic and mediastinal disorders	Acute respiratory failure	Lucerne	331	49,8	0	0,0	326	49,2	1	0,3

Clinical cut-off: TENAYA 24MAR2022 and LUCERNE 23MAR2022

Program: root/global/globalshare/morse_macros/current/prod/program/t_ae_soc_descriptive.sas
Output: root/clinical_studies/RO6867461/CDPT7716/share/ACE_pool_nAMD_CSR_Final/prod/output/t_ae_soc_descriptive_sg2_WDSTAE_SE_MAR2022_nAMD.xls
30APR2022 3:26

POPULATION: Safety-Evaluable Population
ENDPOINT: AEs leading to Death throughout the Entire Study
MODEL: Unstratified analysis
STUDY: GR40306 & GR40844
Dichotomous Analysis by Subgroups (Safety)

All

			Faricimab (N=664)				Aflibercept (N=662)				Faricimab vs. Aflibercept																Aflibercept vs. Faricimab					
			Patients		Patients with Event		Patients		Patients with Event		Odds Ratio					Absolute Risk Difference						Relative Risk						Relative Risk					
MedDRA System Organ Class	MedDRA Preferred Term	Level	n	%	n	%	n	%	n	%	Odds Ratio	Convergence Reason	95% Lower CL	95% Upper CL	Absolute Risk	Convergence Reason	95% Lower CL	95% Upper CL	Relative Risk	Convergence Reason	95% Lower CL	95% Upper CL	p-value (Cochran-Mantel-Haenszel)	Interaction Test: p-value (likelihood ratio)	Relative Risk	Convergence Reason	95% Lower CL	95% Upper CL
Cardiac disorders		n/a	664	100,0	5	0,8	662	100,0	3	0,5	1,67	Convergence criterion (GCONV=1E-8) satisfied.	0,40	7,00	0,003	Algorithm converged.	-0,005	0,011	1,64	Algorithm converged.	0,40	6,80	0,4810	NE	0,80	Algorithm converged.	0,14	2,54
Cardiac disorders	Cardiac failure	n/a	664	100,0	1	0,2	662	100,0	2	0,3	0,50	Convergence criterion (GCONV=1E-8) satisfied.	0,05	5,50	-0,002	Algorithm converged.	-0,007	0,004	0,50	Algorithm converged.	0,05	5,48	0,5616	NE	2,01	Algorithm converged.	0,18	22,07
Cardiac disorders	Cardiac failure chronic	n/a	664	100,0	1	0,2	662	100,0	0	0,0		* Quasi-complete separation of data points detected.				* WARNING: Negative of Hessian not positive definite.			NE	Algorithm converged.	NE	NE	0,3180	NE	NE	Algorithm converged.	NE	NE
Cardiac disorders	Cardiac failure congestive	n/a	664	100,0	2	0,3	662	100,0	0	0,0		* Quasi-complete separation of data points detected.				* WARNING: Negative of Hessian not positive definite.			NE	Algorithm converged.	NE	NE	0,1578	NE	NE	Algorithm converged.	NE	NE
Cardiac disorders	Cardiopulmonary failure	n/a	664	100,0	0	0,0	662	100,0	1	0,2		* Quasi-complete separation of data points detected.				* WARNING: The relative Hessian convergence criterion of 84.504734428 is greater than the limit of 0.0001. The convergence is questionable.			0,00	Algorithm converged.	0,00	NE	0,3166	NE	>999,99	Algorithm converged.	0,00	NE
Cardiac disorders	Myocardial infarction	n/a	664	100,0	1	0,2	662	100,0	0	0,0		* Quasi-complete separation of data points detected.				* WARNING: Negative of Hessian not positive definite.			NE	Algorithm converged.	NE	NE	0,3180	NE	NE	Algorithm converged.	NE	NE
General disorders and administration site conditions		n/a	664	100,0	4	0,6	662	100,0	3	0,5	1,33	Convergence criterion (GCONV=1E-8) satisfied.	0,30	5,97	0,001	Algorithm converged.	-0,006	0,009	1,33	Algorithm converged.	0,30	5,92	0,7078	NE	0,75	Algorithm converged.	0,17	3,35
General disorders and administration site conditions	Death	n/a	664	100,0	2	0,3	662	100,0	3	0,5	0,66	Convergence criterion (GCONV=1E-8) satisfied.	0,11	3,98	-0,002	Algorithm converged.	-0,008	0,005	0,66	Algorithm converged.	0,11	3,96	0,6518	NE	1,50	Algorithm converged.	0,25	8,97
General disorders and administration site conditions	Ill-defined disorder	n/a	664	100,0	1	0,2	662	100,0	0	0,0		* Quasi-complete separation of data points detected.				* WARNING: Negative of Hessian not positive definite.			NE	Algorithm converged.	NE	NE	0,3180	NE	NE	Algorithm converged.	NE	NE
General disorders and administration site conditions	Multiple organ dysfunction syndrome	n/a	664	100,0	1	0,2	662	100,0	0	0,0		* Quasi-complete separation of data points detected.				* WARNING: Negative of Hessian not positive definite.			NE	Algorithm converged.	NE	NE	0,3180	NE	NE	Algorithm converged.	NE	NE
Infections and infestations		n/a	664	100,0	5	0,8	662	100,0	5	0,8	0,66	Convergence criterion (GCONV=1E-8) satisfied.	0,14	2,51	-0,003	Algorithm converged.	-0,011	0,005	0,61	Algorithm converged.	0,14	2,49	0,4757	NE	1,67	Algorithm converged.	0,40	6,97
Infections and infestations	COVID-19 pneumonia	n/a	664	100,0	2	0,3	662	100,0	2	0,3	0,50	Convergence criterion (GCONV=1E-8) satisfied.	0,05	5,50	-0,002	Algorithm converged.	-0,007	0,004	0,50	Algorithm converged.	0,05	5,48	0,5616	NE	2,01	Algorithm converged.	0,18	22,07
Infections and infestations	Pneumonia	n/a	664	100,0	2	0,3	662	100,0	2	0,3	0,50	Convergence criterion (GCONV=1E-8) satisfied.	0,05	5,50	-0,002	Algorithm converged.	-0,007	0,004	0,50	Algorithm converged.	0,05	5,48	0,5616	NE	2,01	Algorithm converged.	0,18	22,07
Infections and infestations	Pneumonia bacterial	n/a	664	100,0	1	0,2	662	100,0	0	0,0		* Quasi-complete separation of data points detected.				* WARNING: Negative of Hessian not positive definite.			NE	Algorithm converged.	NE	NE	0,3180	NE	NE	Algorithm converged.	NE	NE
Infections and infestations	Sepsis	n/a	664	100,0	1	0,2	662	100,0	1	0,2		* Quasi-complete separation of data points detected.				* WARNING: The relative Hessian convergence criterion of 84.504734428 is greater than the limit of 0.0001. The convergence is questionable.			0,01	Algorithm converged.	0,00	NE	0,3166	NE	>999,99	Algorithm converged.	0,00	NE
Injury, poisoning and procedural complications		n/a	664	100,0	3	0,5	662	100,0	0	0,0		* Quasi-complete separation of data points detected.				* WARNING: The relative Hessian convergence criterion of 35.605821463 is greater than the limit of 0.0001. The convergence is questionable.			NE	Algorithm converged.	NE	NE	0,0835	NE	NE	Algorithm converged.	NE	NE
Injury, poisoning and procedural complications	Fall	n/a	664	100,0	1	0,2	662	100,0	0	0,0		* Quasi-complete separation of data points detected.				* WARNING: Negative of Hessian not positive definite.			NE	Algorithm converged.	NE	NE	0,3180	NE	NE	Algorithm converged.	NE	NE
Injury, poisoning and procedural complications	Head injury	n/a	664	100,0	1	0,2	662	100,0	0	0,0		* Quasi-complete separation of data points detected.				* WARNING: Negative of Hessian not positive definite.			NE	Algorithm converged.	NE	NE	0,3180	NE	NE	Algorithm converged.	NE	NE
Injury, poisoning and procedural complications	Subdural haemorrhage	n/a	664	100,0	1	0,2	662	100,0	0	0,0		* Quasi-complete separation of data points detected.				* WARNING: Negative of Hessian not positive definite.			NE	Algorithm converged.	NE	NE	0,3180	NE	NE	Algorithm converged.	NE	NE
Neoplasms benign, malignant and unspecified (incl cysts and polyps)		n/a	664	100,0	4	0,6	662	100,0	6	0,9	0,66	Convergence criterion (GCONV=1E-8) satisfied.	0,19	2,36	-0,003	Algorithm converged.	-0,012	0,006	0,66	Algorithm converged.	0,19	2,34	0,5226	NE	1,50	Algorithm converged.	0,43	5,21
Neoplasms benign, malignant and unspecified (incl cysts and polyps)	Bile duct cancer	n/a	664	100,0	0	0,0	662	100,0	1	0,2		* Quasi-complete separation of data points detected.				* WARNING: The relative Hessian convergence criterion of 84.504734428 is greater than the limit of 0.0001. The convergence is questionable.			0,00	Algorithm converged.	0,00	NE	0,3166	NE	>999,99	Algorithm converged.	0,00	NE
Neoplasms benign, malignant and unspecified (incl cysts and polyps)	Colon cancer metastatic	n/a	664	100,0	0	0,0	662	100,0	1	0,2		* Quasi-complete separation of data points detected.				* WARNING: The relative Hessian convergence criterion of 84.504734428 is greater than the limit of 0.0001. The convergence is questionable.			0,00	Algorithm converged.	0,00	NE	0,3166	NE	>999,99	Algorithm converged.	0,00	NE
Neoplasms benign, malignant and unspecified (incl cysts and polyps)	Colon cancer stage IV	n/a	664	100,0	0	0,0	662	100,0	1	0,2		* Quasi-complete separation of data points detected.				* WARNING: The relative Hessian convergence criterion of 84.504734428 is greater than the limit of 0.0001. The convergence is questionable.			0,00	Algorithm converged.	0,00	NE	0,3166	NE	>999,99	Algorithm converged.	0,00	NE
Neoplasms benign, malignant and unspecified (incl cysts and polyps)	Gastric cancer recurrent	n/a	664	100,0	0	0,0	662	100,0	1	0,2		* Quasi-complete separation of data points detected.				* WARNING: The relative Hessian convergence criterion of 84.504734428 is greater than the limit of 0.0001. The convergence is questionable.			0,00	Algorithm converged.	0,00	NE	0,3166	NE	>999,99	Algorithm converged.	0,00	NE
Neoplasms benign, malignant and unspecified (incl cysts and polyps)	Glioblastoma multiforme	n/a	664	100,0	0	0,0	662	100,0	1	0,2		* Quasi-complete separation of data points detected.				* WARNING: The relative Hessian convergence criterion of 84.504734428 is greater than the limit of 0.0001. The convergence is questionable.			0,00	Algorithm converged.	0,00	NE	0,3166	NE	>999,99	Algorithm converged.	0,00	NE
Neoplasms benign, malignant and unspecified (incl cysts and polyps)	Lung neoplasm	n/a	664	100,0	1	0,2	662	100,0	0	0,0		* Quasi-complete separation of data points detected.				* WARNING: Negative of Hessian not positive definite.			NE	Algorithm converged.	NE	NE	0,3180	NE	NE	Algorithm converged.	NE	NE
Neoplasms benign, malignant and unspecified (incl cysts and polyps)	Lung neoplasm malignant	n/a	664	100,0	1	0,2	662	100,0	0	0,0		* Quasi-complete separation of data points detected.				* WARNING: Negative of Hessian not positive definite.			NE	Algorithm converged.	NE	NE	0,3180	NE	NE	Algorithm converged.	NE	NE
Neoplasms benign, malignant and unspecified (incl cysts and polyps)	Metastases to liver	n/a	664	100,0	0	0,0	662	100,0	1	0,2		* Quasi-complete separation of data points detected.				* WARNING: The relative Hessian convergence criterion of 84.504734428 is greater than the limit of 0.0001. The convergence is questionable.			0,00	Algorithm converged.	0,00	NE	0,3166	NE	>999,99	Algorithm converged.	0,00	NE
Neoplasms benign, malignant and unspecified (incl cysts and polyps)	Pancreatic carcinoma	n/a	664	100,0	1	0,2	662	100,0	0	0,0		* Quasi-complete separation of data points detected.				* WARNING: Negative of Hessian not positive definite.			NE	Algorithm converged.	NE	NE	0,3180	NE	NE	Algorithm converged.	NE	NE
Neoplasms benign, malignant and unspecified (incl cysts and polyps)	Plasma cell myeloma	n/a	664	100,0	1	0,2	662	100,0	0	0,0		* Quasi-complete separation of data points detected.				* WARNING: Negative of Hessian not positive definite.			NE	Algorithm converged.	NE	NE	0,3180	NE	NE	Algorithm converged.	NE	NE
Nervous system disorders		n/a	664	100,0	2	0,3	662	100,0	1	0,2	2,00	Convergence criterion (GCONV=1E-8) satisfied.	0,18	22,08	0,002	Algorithm converged.	-0,004	0,009	1,99	Algorithm converged.	0,18	21,94	0,5652	NE	0,50	Algorithm converged.	0,05	5,52
Nervous system disorders	Brain oedema	n/a	664	100,0	1	0,2	662	100,0	0	0,0		* Quasi-complete separation of data points detected.				* WARNING: Negative of Hessian not positive definite.			NE	Algorithm converged.	NE	NE	0,3180	NE	NE	Algorithm converged.	NE	NE
Nervous system disorders	Cerebrovascular accident	n/a	664	100,0	1	0,2	662	100,0	0	0,0		* Quasi-complete separation of data points detected.				* WARNING: Negative of Hessian not positive definite.			NE	Algorithm converged.	NE	NE	0,3180	NE	NE	Algorithm converged.	NE	NE
Nervous system disorders	Ischaemic cerebral infarction	n/a	664	100,0	0	0,0	662	100,0	1	0,2		* Quasi-complete separation of data points detected.				* WARNING: The relative Hessian convergence criterion of 84.504734428 is greater than the limit of 0.0001. The convergence is questionable.			0,00	Algorithm converged.	0,00	NE	0,3166	NE	>999,99	Algorithm converged.	0,00	NE
Nervous system disorders	Subarachnoid haemorrhage	n/a	664	100,0	1	0,2	662	100,0	0	0,0		* Quasi-complete separation of data points detected.				* WARNING: Negative of Hessian not positive definite.			NE	Algorithm converged.	NE	NE	0,3180	NE	NE	Algorithm converged.	NE	NE
Renal and urinary disorders		n/a	664	100,0	0	0,0	662	100,0	1	0,2		* Quasi-complete separation of data points detected.				* WARNING: The relative Hessian convergence criterion of 84.504734428 is greater than the limit of 0.0001. The convergence is questionable.			0,00	Algorithm converged.	0,00	NE	0,3166	NE	>999,99	Algorithm converged.	0,00	NE
Renal and urinary disorders	Acute kidney injury	n/a	664	100,0	0	0,0	662	100,0	1	0,2		* Quasi-complete separation of data points detected.				* WARNING: The relative Hessian convergence criterion of 84.504734428 is greater than the limit of 0.0001. The convergence is questionable.			0,00	Algorithm converged.	0,00	NE	0,3166	NE	>999,99	Algorithm converged.	0,00	NE
Respiratory, thoracic and mediastinal disorders		n/a	664	100,0	2	0,3	662	100,0	2	0,3	1,00	Convergence criterion (GCONV=1E-8) satisfied.	0,14	7,10	0,000	Algorithm converged.	-0,008	0,008	1,00	Algorithm converged.	0,14	7,06	0,9376	NE	1,00	Algorithm converged.	0,14	7,10
Respiratory, thoracic and mediastinal disorders	Lung perforation	n/a	664	100,0	0	0,0	662	100,0	1	0,2		* Quasi-complete separation of data points detected.				* WARNING: The relative Hessian convergence criterion of 84.504734428 is greater than the limit of 0.0001. The convergence is questionable.			0,00	Algorithm converged.	0,00	NE	0,3166	NE	>999,99	Algorithm converged.	0,00	NE
Respiratory, thoracic and mediastinal disorders	Pulmonary embolism	n/a	664	100,0	0	0,0	662	100,0	1	0,2		* Quasi-complete separation of data points detected.				* WARNING: The relative Hessian convergence criterion of 84.504734428 is greater than the limit of 0.0001. The convergence is questionable.			0,00	Algorithm converged.	0,00	NE	0,3166	NE	>999,99	Algorithm converged.	0,00	NE
Respiratory, thoracic and mediastinal disorders	Pulmonary oedema	n/a	664	100,0	1	0,2	662	100,0	0	0,0		* Quasi-complete separation of data points detected.				* WARNING: Negative of Hessian not positive definite.			NE	Algorithm converged.	NE	NE	0,3180	NE	NE	Algorithm converged.	NE	NE
Respiratory, thoracic and mediastinal disorders	Respiratory failure	n/a	664	100,0	1	0,2	662	100,0	0	0,0		* Quasi-complete separation of data points detected.				* WARNING: Negative of Hessian not positive definite.			NE	Algorithm converged.	NE	NE	0,3180	NE	NE	Algorithm converged.	NE	NE

Test for interaction based on RR (Log-binomial regression)
* indicates convergence problem. Result is uninterpretable.
Clinical cut-off: TENAYA 24MAR2022 and LUCERNE 23MAR2022

Program: root/clinical_studies/RO6867461/CDP7716/share/ACE_pool_nAMD_CSR_Final/prod/program/t_ae_raw_soc.sas
Output: root/clinical_studies/RO6867461/CDP7716/share/ACE_pool_nAMD_CSR_Final/prod/output/t_ae_raw_soc_ag_DTRAR_SE_MAR2022_nAMD.xls
30APR2022 10:19

POPULATION: Safety-Evaluable Population
ENDPOINT: AEs leading to Death throughout the Entire Study
MODEL: Unstratified analysis
STUDY: GR40306 & GR40844
Dichotomous Analysis (Safety)

Study

			Patritumab (N=664)				Aflibercept (N=662)				Patritumab vs. Aflibercept														Aflibercept vs. Patritumab			
			Patients		Patients with Event		Patients		Patients with Event		Odds Ratio					Absolute Risk Difference				Relative Risk					Relative Risk			
MedDRA System Organ Class	MedDRA Preferred Term	Level	n	%	n	%	n	%	n	%	Odds Ratio	95% Lower CL	95% Upper CL	Convergence Reason	Absolute Risk	Convergence Reason	95% Lower CL	95% Upper CL	Relative Risk	Convergence Reason	95% Lower CL	95% Upper CL	p-value (Cochran-Mantel-Haenszel)	Interaction Test p-value (likelihood ratio)	Relative Risk	Convergence Reason	95% Lower CL	95% Upper CL
Cardiac disorders		Tenaya	333	50,2	3	0,9	336	50,8	0	0,0	NE	*	Quasi-complete separation of data points detected.	WARNING: Negative of Hessian not positive definite.				NE	Algorithm converged.	NE	NE	0,0614		0,0476	NE	Algorithm converged.	NE	NE
Cardiac disorders		Lucerne	331	49,8	2	0,6	329	49,7	1	0,3	0,49		Convergence criterion (GCONV=1E-8) satisfied.	Algorithm converged.	-0,016	0,010	0,66	Algorithm converged.	0,11	3,95	0,6419		1,52	Algorithm converged.	0,26	9,04
Cardiac disorders	Cardiac failure	Tenaya	333	50,2	0	0,0	336	50,8	1	0,3	NE			NE	NE		NE		NE		NE		1,0000	NE	NE		NE
Cardiac disorders	Cardiac failure	Lucerne	331	49,8	1	0,3	329	49,7	2	0,6	0,49		Convergence criterion (GCONV=1E-8) satisfied.	Algorithm converged.	-0,013	0,007	0,49	Algorithm converged.	0,04	5,40	0,5542		2,03	Algorithm converged.	0,19	22,26
Cardiac disorders	Cardiac failure chronic	Tenaya	333	50,2	0	0,0	336	50,8	0	0,0	NE			NE	NE		NE		NE		NE		NE	NE	NE		NE
Cardiac disorders	Cardiac failure chronic	Lucerne	331	49,8	1	0,3	329	49,7	0	0,0		*	Quasi-complete separation of data points detected.	WARNING: The relative Hessian convergence criterion of 31.599273752 is greater than the limit of 0.0001. The convergence is questionable.				NE	Algorithm converged.	NE	NE	0,3210		NE	Algorithm converged.	NE	NE
Cardiac disorders	Cardiac failure congestive	Tenaya	333	50,2	2	0,6	336	50,8	0	0,0		*	Quasi-complete separation of data points detected.	WARNING: Negative of Hessian not positive definite.				NE	Algorithm converged.	NE	NE	0,1551	NE	NE	Algorithm converged.	NE	NE
Cardiac disorders	Cardiac failure congestive	Lucerne	331	49,8	0	0,0	329	49,7	0	0,0	NE			NE	NE		NE		NE		NE		NE	NE	NE		NE
Cardiac disorders	Cardiopulmonary failure	Tenaya	333	50,2	0	0,0	336	50,8	0	0,0	NE			NE	NE		NE		NE		NE		NE	NE	NE		NE
Cardiac disorders	Cardiopulmonary failure	Lucerne	331	49,8	0	0,0	329	49,7	1	0,3		*	Quasi-complete separation of data points detected.	ERROR: The mean parameter is either invalid or at a limit of its range for some observations.				0,00	Algorithm converged.	0,00	NE	0,3136		>999,99	Algorithm converged.	0,00	NE
Cardiac disorders	Myocardial infarction	Tenaya	333	50,2	1	0,3	336	50,8	0	0,0		*	Quasi-complete separation of data points detected.	WARNING: Negative of Hessian not positive definite.				NE	Algorithm converged.	NE	NE	0,3171	NE	NE	Algorithm converged.	NE	NE
Cardiac disorders	Myocardial infarction	Lucerne	331	49,8	0	0,0	329	49,7	0	0,0	NE			NE	NE		NE		NE		NE		NE	NE	NE		NE
General disorders and administration site conditions		Tenaya	333	50,2	1	0,3	336	50,8	1	0,3	1,01		Convergence criterion (GCONV=1E-8) satisfied.	Algorithm converged.	0,00	0,00	1,01	Algorithm converged.	0,06	16,06	0,9949	0,8204	0,99	Algorithm converged.	0,06	15,79
General disorders and administration site conditions		Lucerne	331	49,8	3	0,9	329	49,7	2	0,6	1,48		Convergence criterion (GCONV=1E-8) satisfied.	Algorithm converged.	0,00	0,01	1,48	Algorithm converged.	0,25	8,78	0,6681		0,68	Algorithm converged.	0,11	4,02
General disorders and administration site conditions	Death	Tenaya	333	50,2	0	0,0	336	50,8	1	0,3		*	Quasi-complete separation of data points detected.	ERROR: The mean parameter is either invalid or at a limit of its range for some observations.				0,00	Algorithm converged.	0,00	NE	0,3195	0,2739	>999,99	Algorithm converged.	0,00	NE
General disorders and administration site conditions	Death	Lucerne	331	49,8	3	0,9	329	49,7	2	0,6	0,98		Convergence criterion (GCONV=1E-8) satisfied.	Algorithm converged.	-0,012	0,012	0,98	Algorithm converged.	0,14	6,93	0,9878		1,52	Algorithm converged.	0,14	7,17
General disorders and administration site conditions	Ill-defined disorder	Tenaya	333	50,2	0	0,0	336	50,8	0	0,0	NE			NE	NE		NE		NE		NE		NE	NE	NE		NE
General disorders and administration site conditions	Ill-defined disorder	Lucerne	331	49,8	1	0,3	329	49,7	0	0,0		*	Quasi-complete separation of data points detected.	WARNING: The relative Hessian convergence criterion of 31.599273941 is greater than the limit of 0.0001. The convergence is questionable.				NE	Algorithm converged.	NE	NE	0,3210		NE	Algorithm converged.	NE	NE
General disorders and administration site conditions	Multiple organ dysfunction syndrome	Tenaya	333	50,2	1	0,3	336	50,8	0	0,0		*	Quasi-complete separation of data points detected.	WARNING: Negative of Hessian not positive definite.				NE	Algorithm converged.	NE	NE	0,3171	NE	NE	Algorithm converged.	NE	NE
General disorders and administration site conditions	Multiple organ dysfunction syndrome	Lucerne	331	49,8	0	0,0	329	49,7	0	0,0	NE			NE	NE		NE		NE		NE		NE	NE	NE		NE
Infections and infestations		Tenaya	333	50,2	3	0,9	336	50,8	1	0,3	1,01		Convergence criterion (GCONV=1E-8) satisfied.	Algorithm converged.	0,00	0,01	1,01	Algorithm converged.	0,21	4,94	0,9912	0,1285	0,99	Algorithm converged.	0,20	4,88
Infections and infestations		Lucerne	331	49,8	0	0,0	329	49,7	0	0,0		*	Quasi-complete separation of data points detected.	ERROR: The mean parameter is either invalid or at a limit of its range for some observations.				0,00	Algorithm converged.	0,00	NE	0,1538		>999,99	Algorithm converged.	0,00	NE
Infections and infestations	COVID-19 pneumonia	Tenaya	333	50,2	1	0,3	336	50,8	0	0,0		*	Quasi-complete separation of data points detected.	WARNING: Negative of Hessian not positive definite.				NE	Algorithm converged.	NE	NE	0,3171	0,0495	NE	Algorithm converged.	NE	NE
Infections and infestations	COVID-19 pneumonia	Lucerne	331	49,8	0	0,0	329	49,7	0	0,0		*	Quasi-complete separation of data points detected.	ERROR: The mean parameter is either invalid or at a limit of its range for some observations.				0,00	Algorithm converged.	0,00	NE	0,1538		>999,99	Algorithm converged.	0,00	NE
Infections and infestations	Pneumonia	Tenaya	333	50,2	1	0,3	336	50,8	2	0,6	0,50		Convergence criterion (GCONV=1E-8) satisfied.	Algorithm converged.	0,00	0,00	0,50	Algorithm converged.	0,03	5,54	0,5684	1,0000	1,98	Algorithm converged.	0,18	21,74
Infections and infestations	Pneumonia	Lucerne	331	49,8	0	0,0	329	49,7	0	0,0	NE			NE	NE		NE		NE		NE		NE	NE	NE		NE
Infections and infestations	Pneumonia bacterial	Tenaya	333	50,2	1	0,3	336	50,8	0	0,0		*	Quasi-complete separation of data points detected.	WARNING: Negative of Hessian not positive definite.				NE	Algorithm converged.	NE	NE	0,3151	NE	NE	Algorithm converged.	NE	NE
Infections and infestations	Pneumonia bacterial	Lucerne	331	49,8	0	0,0	329	49,7	0	0,0	NE			NE	NE		NE		NE		NE		NE	NE	NE		NE
Infections and infestations	Sepsis	Tenaya	333	50,2	0	0,0	336	50,8	1	0,3		*	Quasi-complete separation of data points detected.	ERROR: The mean parameter is either invalid or at a limit of its range for some observations.				0,00	Algorithm converged.	0,00	NE	0,3195	NE	>999,99	Algorithm converged.	0,00	NE
Infections and infestations	Sepsis	Lucerne	331	49,8	0	0,0	329	49,7	0	0,0	NE			NE	NE		NE		NE		NE		NE	NE	NE		NE
Injury, poisoning and procedural complications		Tenaya	333	50,2	1	0,3	336	50,8	1	0,3		*	Quasi-complete separation of data points detected.	WARNING: Negative of Hessian not positive definite.				NE	Algorithm converged.	NE	NE	0,3171	1,0000	NE	Algorithm converged.	NE	NE
Injury, poisoning and procedural complications		Lucerne	331	49,8	2	0,6	329	49,7	0	0,0		*	Quasi-complete separation of data points detected.	WARNING: Negative of Hessian not positive definite.				NE	Algorithm converged.	NE	NE	0,1602		NE	Algorithm converged.	NE	NE
Injury, poisoning and procedural complications	Fall	Tenaya	333	50,2	0	0,0	336	50,8	0	0,0	NE			NE	NE		NE		NE		NE		NE	NE	NE		NE
Injury, poisoning and procedural complications	Fall	Lucerne	331	49,8	1	0,3	329	49,7	0	0,0		*	Quasi-complete separation of data points detected.	WARNING: The relative Hessian convergence criterion of 31.599273941 is greater than the limit of 0.0001. The convergence is questionable.				NE	Algorithm converged.	NE	NE	0,3210		NE	Algorithm converged.	NE	NE
Injury, poisoning and procedural complications	Head injury	Tenaya	333	50,2	0	0,0	336	50,8	0	0,0	NE			NE	NE		NE		NE		NE		NE	NE	NE		NE
Injury, poisoning and procedural complications	Head injury	Lucerne	331	49,8	1	0,3	329	49,7	0	0,0		*	Quasi-complete separation of data points detected.	WARNING: The relative Hessian convergence criterion of 31.599273856 is greater than the limit of 0.0001. The convergence is questionable.				NE	Algorithm converged.	NE	NE	0,3210		NE	Algorithm converged.	NE	NE
Injury, poisoning and procedural complications	Subdural haemorrhage	Tenaya	333	50,2	1	0,3	336	50,8	0	0,0		*	Quasi-complete separation of data points detected.	WARNING: Negative of Hessian not positive definite.				NE	Algorithm converged.	NE	NE	0,3151	NE	NE	Algorithm converged.	NE	NE
Injury, poisoning and procedural complications	Subdural haemorrhage	Lucerne	331	49,8	0	0,0	329	49,7	0	0,0	NE			NE	NE		NE		NE		NE		NE	NE	NE		NE
Neoplasms benign, malignant and unspecified (incl cysts and polyps)		Tenaya	333	50,2	2	0,6	336	50,8	2	0,6	1,01		Convergence criterion (GCONV=1E-8) satisfied.	Algorithm converged.	0,00	0,01	1,01	Algorithm converged.	0,14	7,21	0,9928	0,5847	0,99	Algorithm converged.	0,14	6,99
Neoplasms benign, malignant and unspecified (incl cysts and polyps)		Lucerne	331	49,8	2	0,6	329	49,7	4	1,2	0,49		Convergence criterion (GCONV=1E-8) satisfied.	Algorithm converged.	-0,021	0,008	0,49	Algorithm converged.	0,09	2,67	0,4019		2,03	Algorithm converged.	0,37	11,01
Neoplasms benign, malignant and unspecified (incl cysts and polyps)	Bile duct cancer	Tenaya	333	50,2	0	0,0	336	50,8	0	0,0	NE			NE	NE		NE		NE		NE		NE	NE	NE		NE
Neoplasms benign, malignant and unspecified (incl cysts and polyps)	Bile duct cancer	Lucerne	331	49,8	0	0,0	329	49,7	1	0,3		*	Quasi-complete separation of data points detected.	ERROR: The mean parameter is either invalid or at a limit of its range for some observations.				0,00	Algorithm converged.	0,00	NE	0,3136		>999,99	Algorithm converged.	0,00	NE
Neoplasms benign, malignant and unspecified (incl cysts and polyps)	Colon cancer metastatic	Tenaya	333	50,2	0	0,0	336	50,8	1	0,3		*	Quasi-complete separation of data points detected.	ERROR: The mean parameter is either invalid or at a limit of its range for some observations.				0,00	Algorithm converged.	0,00	NE	0,3195	NE	>999,99	Algorithm converged.	0,00	NE
Neoplasms benign, malignant and unspecified (incl cysts and polyps)	Colon cancer metastatic	Lucerne	331	49,8	0	0,0	329	49,7	0	0,0	NE			NE	NE		NE		NE		NE		NE	NE	NE		NE
Neoplasms benign, malignant and unspecified (incl cysts and polyps)	Colon cancer stage IV	Tenaya	333	50,2	0	0,0	336	50,8	0	0,0	NE			NE	NE		NE		NE		NE		NE	NE	NE		NE
Neoplasms benign, malignant and unspecified (incl cysts and polyps)	Colon cancer stage IV	Lucerne	331	49,8	0	0,0	329	49,7	1	0,3		*	Quasi-complete separation of data points detected.	ERROR: The mean parameter is either invalid or at a limit of its range for some observations.				0,00	Algorithm converged.	0,00	NE	0,3136		>999,99	Algorithm converged.	0,00	NE
Neoplasms benign, malignant and unspecified (incl cysts and polyps)	Gastric cancer recurrent	Tenaya	333	50,2	0	0,0	336	50,8	1	0,3		*	Quasi-complete separation of data points detected.	ERROR: The mean parameter is either invalid or at a limit of its range for some observations.				0,00	Algorithm converged.	0,00	NE	0,3195	NE	>999,99	Algorithm converged.	0,00	NE
Neoplasms benign, malignant and unspecified (incl cysts and polyps)	Gastric cancer recurrent	Lucerne	331	49,8	0	0,0	329	49,7	0	0,0	NE			NE	NE		NE		NE		NE		NE	NE	NE		NE
Neoplasms benign, malignant and unspecified (incl cysts and polyps)	Glioblastoma multiforme	Tenaya	333	50,2	0	0,0	336	50,8	0	0,0	NE			NE	NE		NE		NE		NE		NE	NE	NE		NE
Neoplasms benign, malignant and unspecified (incl cysts and polyps)	Glioblastoma multiforme	Lucerne	331	49,8	0	0,0	329	49,7	1	0,3		*	Quasi-complete separation of data points detected.	ERROR: The mean parameter is either invalid or at a limit of its range for some observations.				0,00	Algorithm converged.	0,00	NE	0,3136		>999,99	Algorithm converged.	0,00	NE
Neoplasms benign, malignant and unspecified (incl cysts and polyps)	Lung neoplasm	Tenaya	333	50,2	1	0,3	336	50,8	0	0,0		*	Quasi-complete separation of data points detected.	WARNING: Negative of Hessian not positive definite.				NE	Algorithm converged.	NE	NE	0,3151	NE	NE	Algorithm converged.	NE	NE
Neoplasms benign, malignant and unspecified (incl cysts and polyps)	Lung neoplasm	Lucerne	331	49,8	0	0,0	329	49,7	0	0,0	NE			NE	NE		NE		NE		NE		NE	NE	NE		NE
Neoplasms benign, malignant and unspecified (incl cysts and polyps)	Lung neoplasm malignant	Tenaya	333	50,2	0	0,0	336	50,8	0	0,0	NE			NE	NE		NE		NE		NE		NE	NE	NE		NE
Neoplasms benign, malignant and unspecified (incl cysts and polyps)	Lung neoplasm malignant	Lucerne	331	49,8	1	0,3	329	49,7	0	0,0		*	Quasi-complete separation of data points detected.	WARNING: The relative Hessian convergence criterion of 31.599273752 is greater than the limit of 0.0001. The convergence is questionable.				NE	Algorithm converged.	NE	NE	0,3210		NE	Algorithm converged.	NE	NE
Neoplasms benign, malignant and unspecified (incl cysts and polyps)	Metastases to liver	Tenaya	333	50,2	0	0,0	336	50,8	0	0,0	NE			NE	NE		NE		NE		NE		NE	NE	NE		NE
Neoplasms benign, malignant and unspecified (incl cysts and polyps)	Metastases to liver	Lucerne	331	49,8	0	0,0	329	49,7	1	0,3		*	Quasi-complete separation of data points detected.	ERROR: The mean parameter is either invalid or at a limit of its range for some observations.				0,00	Algorithm converged.	0,00	NE	0,3136		>999,99	Algorithm converged.	0,00	NE
Neoplasms benign, malignant and unspecified (incl cysts and polyps)	Pancreatic carcinoma	Tenaya	333	50,2	0	0,0	336	50,8	0	0,0	NE			NE	NE		NE		NE		NE		NE	NE	NE		NE
Neoplasms benign, malignant and unspecified (incl cysts and polyps)	Pancreatic carcinoma	Lucerne	331	49,8	1	0,3	329	49,7	0	0,0		*	Quasi-complete separation of data points detected.	WARNING: The relative Hessian convergence criterion of 31.599273941 is greater than the limit of 0.0001. The convergence is questionable.				NE	Algorithm converged.	NE	NE	0,3210		NE	Algorithm converged.	NE	NE
Neoplasms benign, malignant and unspecified (incl cysts and polyps)	Plasma cell myeloma	Tenaya	333	50,2	1	0,3	336	50,8	0	0,0		*	Quasi-complete separation of data points detected.	WARNING: Negative of Hessian not positive definite.				NE	Algorithm converged.	NE	NE	0,3151	NE	NE	Algorithm converged.	NE	NE
Neoplasms benign, malignant and unspecified (incl cysts and polyps)	Plasma cell myeloma	Lucerne	331	49,8	0	0,0	329	49,7	0	0,0	NE			NE	NE		NE		NE		NE		NE	NE	NE		NE
Nervous system disorders		Tenaya	333	50,2	1	0,3	336	50,8	0	0,0		*	Quasi-complete separation of data points detected.	WARNING: Negative of Hessian not positive definite.				NE	Algorithm converged.	NE	NE	0,3151	0,3023	NE	Algorithm converged.	NE	NE
Nervous system disorders		Lucerne	331	49,8	1	0,3	329	49,7	1	0,3	0,98		Convergence criterion (GCONV=1E-8) satisfied.	Algorithm converged.	-0,008	0,008	0,98	Algorithm converged.	0,06	15,68	0,9914		1,02	Algorithm converged.	0,06	16,14
Nervous system disorders	Brain oedema	Tenaya	333	50,2	0	0,0	336	50,8	0	0,0	NE			NE	NE		NE		NE		NE		NE	NE	NE		NE
Nervous system disorders	Brain oedema	Lucerne	331	49,8	1	0,3	329	49,7	0	0,0		*	Quasi-complete separation of data points detected.	WARNING: The relative Hessian convergence criterion of 31.599273752 is greater than the limit of 0.0001. The convergence is questionable.				NE	Algorithm converged.	NE	NE	0,3210		NE	Algorithm converged.	NE	NE

Nervous system disorders	Cerebrovascular accident	Tenaya	333	50,2	1	0,3	336	50,8	0	0,0		*	Quasi-complete separation of data points detected.				*	WARNING: Negative of Hessian not positive definite.				NE	Algorithm converged.	NE	NE	0,3151	NE	NE	Algorithm converged.	NE	NE
Nervous system disorders	Cerebrovascular accident	Lucerne	331	49,8	0	0,0	329	49,2	0	0,0	NE			NE	NE	NE		NE	NE	NE	NE	NE	NE	NE	NE		NE	NE	NE	NE	NE
Nervous system disorders	Ischaemic cerebral infarction	Tenaya	333	50,2	0	0,0	336	50,8	0	0,0	NE			NE	NE	NE		NE	NE	NE	NE	NE	NE	NE	NE	NE	NE	NE	NE	NE	NE
Nervous system disorders	Ischaemic cerebral infarction	Lucerne	331	49,8	0	0,0	328	49,2	1	0,3		*	Quasi-complete separation of data points detected.				*	ERROR: The mean parameter is either invalid or at a limit of its range for some observations.				0,00	Algorithm converged.	0,00	NE	0,3176		>999,99	Algorithm converged.	0,00	NE
Nervous system disorders	Subarachnoid haemorrhage	Tenaya	333	50,2	0	0,0	336	50,8	0	0,0	NE			NE	NE	NE		NE	NE	NE	NE	NE	NE	NE	NE	NE	NE	NE	NE	NE	NE
Nervous system disorders	Subarachnoid haemorrhage	Lucerne	331	49,8	1	0,3	328	49,2	0	0,0		*	Quasi-complete separation of data points detected.				*	WARNING: The relative Hessian convergence criterion of 31.5992737352 is greater than the limit of 0.0001. The convergence is questionable.				NE	Algorithm converged.	NE	NE	0,3210		NE	Algorithm converged.	NE	NE
Renal and urinary disorders		Tenaya	333	50,2	0	0,0	336	50,8	1	0,3		*	Quasi-complete separation of data points detected.				*	ERROR: The mean parameter is either invalid or at a limit of its range for some observations.				0,00	Algorithm converged.	0,00	NE	0,3195	NE	>999,99	Algorithm converged.	0,00	NE
Renal and urinary disorders		Lucerne	331	49,8	0	0,0	328	49,2	0	0,0	NE			NE	NE	NE		NE	NE	NE	NE	NE	NE	NE	NE		NE	NE	NE	NE	NE
Renal and urinary disorders	Acute kidney injury	Tenaya	333	50,2	0	0,0	336	50,8	1	0,3		*	Quasi-complete separation of data points detected.				*	ERROR: The mean parameter is either invalid or at a limit of its range for some observations.				0,00	Algorithm converged.	0,00	NE	0,3195	NE	>999,99	Algorithm converged.	0,00	NE
Renal and urinary disorders	Acute kidney injury	Lucerne	331	49,8	0	0,0	328	49,2	0	0,0	NE			NE	NE	NE		NE	NE	NE	NE	NE	NE	NE	NE		NE	NE	NE	NE	NE
Respiratory, thoracic and mediastinal disorders		Tenaya	333	50,2	2	0,6	336	50,8	0	0,0		*	Quasi-complete separation of data points detected.				*	WARNING: Negative of Hessian not positive definite.				NE	Algorithm converged.	NE	NE	0,1551	0,0179	NE	Algorithm converged.	NE	NE
Respiratory, thoracic and mediastinal disorders		Lucerne	331	49,8	0	0,0	328	49,2	2	0,6		*	Quasi-complete separation of data points detected.				*	ERROR: The mean parameter is either invalid or at a limit of its range for some observations.				0,00	Algorithm converged.	0,00	NE	0,1538		>999,99	Algorithm converged.	0,00	NE
Respiratory, thoracic and mediastinal disorders	Lung perforation	Tenaya	333	50,2	0	0,0	336	50,8	1	0,3	NE			NE	NE	NE		NE	NE	NE	NE	NE	NE	NE	NE	NE	NE	NE	NE	NE	NE
Respiratory, thoracic and mediastinal disorders	Lung perforation	Lucerne	331	49,8	0	0,0	328	49,2	1	0,3		*	Quasi-complete separation of data points detected.				*	ERROR: The mean parameter is either invalid or at a limit of its range for some observations.				0,00	Algorithm converged.	0,00	NE	0,3136		>999,99	Algorithm converged.	0,00	NE
Respiratory, thoracic and mediastinal disorders	Pulmonary embolism	Tenaya	333	50,2	0	0,0	336	50,8	0	0,0	NE			NE	NE	NE		NE	NE	NE	NE	NE	NE	NE	NE	NE	NE	NE	NE	NE	NE
Respiratory, thoracic and mediastinal disorders	Pulmonary embolism	Lucerne	331	49,8	0	0,0	328	49,2	1	0,3		*	Quasi-complete separation of data points detected.				*	ERROR: The mean parameter is either invalid or at a limit of its range for some observations.				0,00	Algorithm converged.	0,00	NE	0,3136		>999,99	Algorithm converged.	0,00	NE
Respiratory, thoracic and mediastinal disorders	Pulmonary oedema	Tenaya	333	50,2	1	0,3	336	50,8	0	0,0		*	Quasi-complete separation of data points detected.				*	WARNING: Negative of Hessian not positive definite.				NE	Algorithm converged.	NE	NE	0,3151	NE	NE	Algorithm converged.	NE	NE
Respiratory, thoracic and mediastinal disorders	Pulmonary oedema	Lucerne	331	49,8	0	0,0	328	49,2	0	0,0	NE			NE	NE	NE		NE	NE	NE	NE	NE	NE	NE	NE		NE	NE	NE	NE	NE
Respiratory, thoracic and mediastinal disorders	Respiratory failure	Tenaya	333	50,2	1	0,3	336	50,8	0	0,0		*	Quasi-complete separation of data points detected.				*	WARNING: Negative of Hessian not positive definite.				NE	Algorithm converged.	NE	NE	0,3151	NE	NE	Algorithm converged.	NE	NE
Respiratory, thoracic and mediastinal disorders	Respiratory failure	Lucerne	331	49,8	0	0,0	328	49,2	0	0,0	NE			NE	NE	NE		NE	NE	NE	NE	NE	NE	NE	NE		NE	NE	NE	NE	NE

Test for interaction based on RR (Log-binomial regression)
* indicates convergence problem. Result is uninterpretable.
Clinical cut-off: TENAYA 24MAR2022 and LUCERNE 23MAR2022

Program: root/clinical_studies/RO6867461/CD97716/share/ACE_pool_nAMD_CSR_Final/prod/program/t_ae_raw_soc.sas
Output: root/clinical_studies/RO6867461/CD97716/share/ACE_pool_nAMD_CSR_Final/prod/output/t_ae_raw_soc_wp2_DTWAE_SE_MAR2022_nAMD.xls
29APR2022 21:21

POPULATION: Safety-Evaluable Population
ENDPOINT: Intraocular Inflammation Events (Study Eye) throughout the Entire Study
MODEL: Unstratified analysis
STUDY: GM40306 & GM40844
Dichotomous Analysis (Safety)

		Faricimab (N=664)				Aflibercept (N=662)				Faricimab vs. Aflibercept															Aflibercept vs. Faricimab				
		Patients		Patients with Event		Patients		Patients with Event		Odds Ratio				Absolute Risk Difference				Relative Risk							Relative Risk				
Name	Level	n	%	n	%	n	%	n	%	Odds Ratio	Convergence Reason	95% Lower CL	95% Upper CL	Absolute Risk	Convergence Reason	95% Lower CL	95% Upper CL	Relative Risk	Convergence Reason	95% Lower CL	95% Upper CL	p-value (Cochran-Mantel-Haenszel)	Interaction Test p-value (likelihood ratio)	Relative Risk	Convergence Reason	95% Lower CL	95% Upper CL
All	n/a	664	100,0	20	3,0	662	100,0	15	2,3	1,34	Convergence criterion (GCONV=1E-8) satisfied.	0,68	2,64	0,007	Algorithm converged.	-0,010	0,025	1,33	Algorithm converged.	0,69	2,57	0,3969		0,75	Algorithm converged.	0,39	1,46
Study	Tenaya	333	50,2	11	3,3	336	50,8	5	1,5	2,26	Convergence criterion (GCONV=1E-8) satisfied.	0,78	6,58	0,018	Algorithm converged.	-0,005	0,041	2,22	Algorithm converged.	0,78	6,32	0,1247	0,1824	0,45	Algorithm converged.	0,16	1,28
	Lucerne	331	49,8	9	2,7	326	49,2	10	3,1	0,88	Convergence criterion (GCONV=1E-8) satisfied.	0,35	2,29	-0,003	Algorithm converged.	-0,029	0,022	0,89	Algorithm converged.	0,36	2,15	0,7909		1,13	Algorithm converged.	0,46	2,74

Test for interaction based on RR (Log-binomial regression)
* indicates convergence problem. Result is uninterpretable.
Intraocular Inflammation events include Anterior chamber flare, Anterior Chamber inflammation, Chorioretinitis, Choroiditis, Cyclitis, Eye inflammation, Iridocyclitis, Iritis, Keratic precipitates, Keratouveitis, Noninfective chorioretinitis, Non-infectious endophthalmitis, Ocular vasculitis, Post procedural inflammation, Retinal vasculitis, Uveitis, and Vitritis.
Clinical cut-off: TENAYA 24MAR2022 and LUCERNE 23MAR2022

Program: root/clinical_studies/RO6867461/CDPT7716/share/ACE_pool_nAMD_CSR_Final/prod/program/t_ae_raw.sas
Output: root/clinical_studies/RO6867461/CDPT7716/share/ACE_pool_nAMD_CSR_Final/prod/output/t_ae_raw_sg2_AESI7a_SE_MAR2022_nAMD.xls
05AUG2022 8:50

POPULATION: Safety-Evaluable Population
ENDPOINT: Retinal Vascular Occlusive Disease (Study Eye) throughout the Entire Study
MODEL: Unstratified analysis
STUDY: GM40306 & GM40844
Dichotomous Analysis (Safety)

		Faricimab (N=664)				Aflibercept (N=662)				Faricimab vs. Aflibercept																		Aflibercept vs. Faricimab				
		Patients		Patients with Event		Patients		Patients with Event		Odds Ratio					Absolute Risk Difference						Relative Risk							Relative Risk				
Name	Level	n	%	n	%	n	%	n	%	Odds Ratio		Convergence Reason	95% Lower CL	95% Upper CL	Absolute Risk		Convergence Reason	95% Lower CL	95% Upper CL	Relative Risk		Convergence Reason	95% Lower CL	95% Upper CL	p-value (Cochran-Mantel-Haenszel)	Interaction Test p-value (likelihood ratio)	Relative Risk		Convergence Reason	95% Lower CL	95% Upper CL
All	n/a	664	100,0	1	0,2	662	100,0	0	0		*	Quasi-complete separation of data points detected.				*	WARNING: Negative of Hessian not positive definite.			NE		Algorithm converged.	NE	NE	0,3180		NE		Algorithm converged.	NE	NE
Study	Tenaya	333	50,2	0	0,0	336	50,8	0	0	NE			NE	NE	NE		NE	NE	NE	NE		NE	NE	NE	NE	NE	NE		NE	NE	NE
	Lucerne	331	49,8	1	0,3	326	49,2	0	0		*	Quasi-complete separation of data points detected.				*	WARNING: The relative Hessian convergence criterion of 31.599273752 is greater than the limit of 0.0001. The convergence is questionable.			NE		Algorithm converged.	NE	NE	0,3210		NE		Algorithm converged.	NE	NE

Test for interaction based on RR (Log-binomial regression)
* indicates convergence problem. Result is uninterpretable.
Retinal Vascular Occlusive events include Arterial occlusive disease, Retinal artery embolism, Retinal artery occlusion, Retinal vein occlusion, and Venous occlusion.
Clinical cut-off: TENAYA 24MAR2022 and LUCERNE 23MAR2022

Program: root/clinical_studies/RO6867461/CDPT7716/share/ACE_pool_nAMD_CSR_Final/prod/program/t_ae_raw.sas
Output: root/clinical_studies/RO6867461/CDPT7716/share/ACE_pool_nAMD_CSR_Final/prod/output/t_ae_raw_sg2_AESISa_SE_MAR2022_nAMD.xls
03AUG2022 8:53

POPULATION: Safety-Evaluable Population
ENDPOINT: Intraocular Inflammation Events (Fellow Eye) throughout the Entire Study
MODEL: Unstratified analysis
STUDY: GM40306 & GM40844
Dichotomous Analysis (Safety)

		Faricimab (N=664)				Aflibercept (N=662)				Faricimab vs. Aflibercept																Aflibercept vs. Faricimab			
		Patients		Patients with Event		Patients		Patients with Event		Odds Ratio					Absolute Risk Difference				Relative Risk							Relative Risk			
Name	Level	n	%	n	%	n	%	n	%	Odds Ratio	Convergence Reason	95% Lower CL	95% Upper CL	Absolute Risk	Convergence Reason	95% Lower CL	95% Upper CL	Relative Risk	Convergence Reason	95% Lower CL	95% Upper CL	p-value (Cochran-Mantel-Haenszel)	Interaction Test p-value (likelihood ratio)	Relative Risk	Convergence Reason	95% Lower CL	95% Upper CL
All	n/a	664	100,0	8	1,2	662	100,0	7	1,1	1,14	Convergence criterion (GCONV=1E-8) satisfied.	0,41	3,16	0,001	Algorithm converged.	-0,010	0,013	1,14	Algorithm converged.	0,42	3,12	0,7997		0,88	Algorithm converged.	0,32	2,41
Study	Tenaya	333	50,2	5	1,5	336	50,8	3	0,9	1,69	Convergence criterion (GCONV=1E-8) satisfied.	0,40	7,14	0,006	Algorithm converged.	-0,010	0,023	1,68	Algorithm converged.	0,41	6,98	0,4693	0,4292	0,59	Algorithm converged.	0,14	2,47
	Lucerne	331	49,8	3	0,9	326	49,2	4	1,2	0,74	Convergence criterion (GCONV=1E-8) satisfied.	0,16	3,32	-0,003	Algorithm converged.	-0,019	0,013	0,74	Algorithm converged.	0,17	3,27	0,6892		1,35	Algorithm converged.	0,31	6,00

Test for interaction based on RR (Log-binomial regression)
* indicates convergence problem. Result is uninterpretable.
Intraocular Inflammation events include Anterior chamber flare, Anterior Chamber inflammation, Chorioretinitis, Choroiditis, Cyclitis, Eye inflammation, Iridocyclitis, Iritis, Keratic precipitates, Keratouveitis, Noninfective chorioretinitis, Non-infectious endophthalmitis, Ocular vasculitis, Post procedural inflammation, Retinal vasculitis, Uveitis, and Vitritis.
Clinical cut-off: TENAYA 24MAR2022 and LUCERNE 23MAR2022

Program: root/clinical_studies/RO6867461/CDPT7716/share/ACE_pool_nAMD_CSR_Final/prod/program/t_ae_raw.sas
Output: root/clinical_studies/RO6867461/CDPT7716/share/ACE_pool_nAMD_CSR_Final/prod/output/t_ae_raw_sg2_AES17b_SE_MAR2022_nAMD.xls
05AUG2022 8:55

POPULATION: Safety-Evaluable Population
ENDPOINT: Retinal Vascular Occlusive Disease (Fellow Eye) throughout the Entire Study
MODEL: Unstratified analysis
STUDY: GM40306 & GM40844
Dichotomous Analysis (Safety)

		Faricimab (N=664)				Aflibercept (N=662)				Faricimab vs. Aflibercept																		Aflibercept vs. Faricimab			
		Patients		Patients with Event		Patients		Patients with Event		Odds Ratio					Absolute Risk Difference				Relative Risk									Relative Risk				
Name	Level	n	%	n	%	n	%	n	%	Odds Ratio		Convergence Reason	95% Lower CL	95% Upper CL	Absolute Risk		Convergence Reason	95% Lower CL	95% Upper CL	Relative Risk		Convergence Reason	95% Lower CL	95% Upper CL	p-value (Cochran-Mantel-Haenszel)	Interaction Test p-value (likelihood ratio)	Relative Risk		Convergence Reason	95% Lower CL	95% Upper CL
All	n/a	664	100,0	2	0,3	662	100,0	1	0,2	2,00		Convergence criterion (GCONV=1E-8) satisfied.	0,18	22,08	0,002		Algorithm converged.	-0,004	0,007	1,99		Algorithm converged.	0,18	21,94	0,5652		0,50		Algorithm converged.	0,05	5,52
Study	Tenaya	333	50,2	1	0,3	336	50,8	1	0,3	1,01		Convergence criterion (GCONV=1E-8) satisfied.	0,06	16,20	0,000		Algorithm converged.	-0,008	0,008	1,01		Algorithm converged.	0,06	16,06	0,9949	0,3097	0,99		Algorithm converged.	0,06	15,78
	Lucerne	331	49,8	1	0,3	326	49,2	0	0,0		*	Quasi-complete separation of data points detected.				*	WARNING: The relative Hessian convergence criterion of 31.599273856 is greater than the limit of 0.0001. The convergence is questionable.			NE		Algorithm converged.	NE	NE	0,3210		NE		Algorithm converged.	NE	NE

Test for interaction based on RR (Log-binomial regression)
* indicates convergence problem. Result is uninterpretable.
Retinal Vascular Occlusive events include Arterial occlusive disease, Retinal artery embolism, Retinal artery occlusion, Retinal vein occlusion, and Venous occlusion.
Clinical cut-off: TENAYA 24MAR2022 and LUCERNE 23MAR2022

Program: root/clinical_studies/RO6867461/CDPT7716/share/ACE_pool_nAMD_CSR_Final/prod/program/t_ae_raw.sas
Output: root/clinical_studies/RO6867461/CDPT7716/share/ACE_pool_nAMD_CSR_Final/prod/output/t_ae_raw_sg2_AESI8b_SE_MAR2022_nAMD.xls
03AUG2022 8:57

POPULATION: Safety-Evaluable Population
ENDPOINT: Intraocular Inflammation Events (Study Eye, Severe) throughout the Entire Study
MODEL: Unstratified analysis
STUDY: GM40306 & GM40844
Dichotomous Analysis (Safety)

		Faricimab (N=664)				Aflibercept (N=662)				Faricimab vs. Aflibercept																			Aflibercept vs. Faricimab			
		Patients		Patients with Event		Patients		Patients with Event		Odds Ratio					Absolute Risk Difference					Relative Risk									Relative Risk			
Name	Level	n	%	n	%	n	%	n	%	Odds Ratio		Convergence Reason	95% Lower CL	95% Upper CL	Absolute Risk		Convergence Reason	95% Lower CL	95% Upper CL	Relative Risk		Convergence Reason	95% Lower CL	95% Upper CL	p-value (Cochran-Mantel-Haenszel)	Interaction Test p-value (likelihood ratio)	Relative Risk		Convergence Reason	95% Lower CL	95% Upper CL
All	n/a	664	100,0	3	0,5	662	100,0	2	0,3	1,50		Convergence criterion (GCONV=1E-8) satisfied.	0,25	8,99	0,001		Algorithm converged.	-0,005	0,008	1,50		Algorithm converged.	0,25	8,92	0,6567		0,67		Algorithm converged.	0,11	3,99
Study	Tenaya	333	50,2	1	0,3	336	50,8	0	0,0		*	Quasi-complete separation of data points detected.				*	WARNING: Negative of Hessian not positive definite.			NE		Algorithm converged.	NE	NE	0,3151	0,2720	NE		Algorithm converged.	NE	NE
	Lucerne	331	49,8	2	0,8	326	49,2	2	0,8	0,98		Convergence criterion (GCONV=1E-8) satisfied.	0,14	7,03	0,000		Algorithm converged.	-0,012	0,012	0,98		Algorithm converged.	0,14	6,95	0,9878		1,02		Algorithm converged.	0,14	7,17

Test for interaction based on RR (Log-binomial regression)
* indicates convergence problem. Result is uninterpretable.
Intraocular Inflammation events include Anterior chamber flare, Anterior Chamber inflammation, Chorioretinitis, Choroiditis, Cyclitis, Eye inflammation, Iridocyclitis, Iritis, Keratic precipitates, Keratouveitis, Noninfective chorioretinitis, Non-infectious endophthalmitis, Ocular vasculitis, Post procedural inflammation, Retinal vasculitis, Uveitis, and Vitritis.
Clinical cut-off: TENAYA 24MAR2022 and LUCERNE 23MAR2022

Program: root/clinical_studies/RO6867461/CDPT7716/share/ACE_pool_nAMD_CSR_Final/prod/program/t_ae_raw.sas
Output: root/clinical_studies/RO6867461/CDPT7716/share/ACE_pool_nAMD_CSR_Final/prod/output/t_ae_raw_sg2_AESI7aSEV_SE_MAR2022_nAMD.xls
05AUG2022 9:07

POPULATION: Safety-Evaluable Population
ENDPOINT: Retinal Vascular Occlusive Disease (Study Eye, Severe) throughout the Entire Study
MODEL: Unstratified analysis
STUDY: GR40306 & GR40844
Dichotomous Analysis (Safety)

		Faricimab (N=664)				Aflibercept (N=662)			
		Patients		Patients with Event		Patients		Patients with Event	
Name	Level	n	%	n	%	n	%	n	%
All	n/a	664	100,0	0	0	662	100,0	0	0
Study	Tenaya	333	50,2	0	0	336	50,8	0	0
	Lucerne	331	49,8	0	0	326	49,2	0	0

Test for interaction based on RR (Log-binomial regression)
* indicates convergence problem. Result is uninterpretable.
Retinal Vascular Occlusive events include Arterial occlusive disease, Retinal artery embolism, Retinal artery occlusion, Retinal vein occlusion, and Venous occlusion.
Clinical cut-off: TENAYA 24MAR2022 and LUCERNE 23MAR2022

Program: root/clinical_studies/RO6867461/CDPT7716/share/ACE_pool_nAMD_CSR_Final/prod/program/t_ae_raw.sas
Output: root/clinical_studies/RO6867461/CDPT7716/share/ACE_pool_nAMD_CSR_Final/prod/output/t_ae_raw_sg2_AESI8aSEV_SE_MAR2022_nAMD.xls
05AUG2022 9:09

POPULATION: Safety-Evaluable Population
ENDPOINT: Intraocular Inflammation Events (Fellow Eye, Severe) throughout the Entire Study
MODEL: Unstratified analysis
STUDY: GR40306 & GR40844
Dichotomous Analysis (Safety)

		Faricimab (N=664)				Aflibercept (N=662)			
		Patients		Patients with Event		Patients		Patients with Event	
Name	Level	n	%	n	%	n	%	n	%
All	n/a	664	100,0	0	0	662	100,0	0	0
Study	Tenaya	333	50,2	0	0	336	50,8	0	0
	Lucerne	331	49,8	0	0	326	49,2	0	0

Test for interaction based on RR (Log-binomial regression)
* indicates convergence problem. Result is uninterpretable.
Intraocular Inflammation events include Anterior chamber flare, Anterior Chamber inflammation, Chorioretinitis, Choroiditis, Cyclitis, Eye inflammation, Iridocyclitis, Iritis, Keratic precipitates, Keratouveitis, Noninfective chorioretinitis, Non-infectious endophthalmitis, Ocular vasculitis, Post procedural inflammation, Retinal vasculitis, Uveitis, and Vitritis.
Clinical cut-off: TENAYA 24MAR2022 and LUCERNE 23MAR2022

Program: root/clinical_studies/RO6867461/CDPT7716/share/ACE_pool_nAMD_CSR_Final/prod/program/t_ae_raw.sas
Output: root/clinical_studies/RO6867461/CDPT7716/share/ACE_pool_nAMD_CSR_Final/prod/output/t_ae_raw_sg2_AESI7bSEV_SE_MAR2022_nAMD.xls
05AUG2022 9:11

POPULATION: Safety-Evaluable Population
ENDPOINT: Retinal Vascular Occlusive Disease (Fellow Eye, Severe) throughout the Entire Study
MODEL: Unstratified analysis
STUDY: GR40306 & GR40844
Dichotomous Analysis (Safety)

		Faricimab (N=664)				Aflibercept (N=662)			
		Patients		Patients with Event		Patients		Patients with Event	
Name	Level	n	%	n	%	n	%	n	%
All	n/a	664	100,0	0	0	662	100,0	0	0
Study	Tenaya	333	50,2	0	0	336	50,8	0	0
	Lucerne	331	49,8	0	0	326	49,2	0	0

Test for interaction based on RR (Log-binomial regression)
* indicates convergence problem. Result is uninterpretable.
Retinal Vascular Occlusive events include Arterial occlusive disease, Retinal artery embolism, Retinal artery occlusion, Retinal vein occlusion, and Venous occlusion.
Clinical cut-off: TENAYA 24MAR2022 and LUCERNE 23MAR2022

Program: root/clinical_studies/RO6867461/CDPT7716/share/ACE_pool_nAMD_CSR_Final/prod/program/t_ae_raw.sas
Output: root/clinical_studies/RO6867461/CDPT7716/share/ACE_pool_nAMD_CSR_Final/prod/output/t_ae_raw_sg2_AESI8bSEV_SE_MAR2022_nAMD.xls
05AUG2022 9:12

POPULATION: Safety-Evaluable Population
ENDPOINT: Intraocular Inflammation Events (Study Eye, Serious) throughout the Entire Study
MODEL: Unstratified analysis
STUDY: GM40306 & GM40844
Dichotomous Analysis (Safety)

		Faricimab (N=664)				Aflibercept (N=662)				Faricimab vs. Aflibercept																	Aflibercept vs. Faricimab				
		Patients		Patients with Event		Patients		Patients with Event		Odds Ratio					Absolute Risk Difference				Relative Risk								Relative Risk				
Name	Level	n	%	n	%	n	%	n	%	Odds Ratio		Convergence Reason	95% Lower CL	95% Upper CL	Absolute Risk		Convergence Reason	95% Lower CL	95% Upper CL	Relative Risk		Convergence Reason	95% Lower CL	95% Upper CL	p-value (Cochran-Mantel-Haenszel)	Interaction Test p-value (likelihood ratio)	Relative Risk		Convergence Reason	95% Lower CL	95% Upper CL
All	n/a	664	100,0	5	0,8	662	100,0	3	0,5	1,67		Convergence criterion (GCONV=1E-8) satisfied.	0,40	7,00	0,003		Algorithm converged.	-0,005	0,011	1,66		Algorithm converged.	0,40	6,92	0,4810		0,60		Algorithm converged.	0,14	2,51
Study	Tenaya	333	50,2	1	0,3	336	50,8	0	0,0		*	Quasi-complete separation of data points detected.				*	WARNING: Negative of Hessian not positive definite.			NE		Algorithm converged.	NE	NE	0,3151	0,3069	NE		Algorithm converged.	NE	NE
	Lucerne	331	49,8	4	1,2	326	49,2	3	0,9	1,32		Convergence criterion (GCONV=1E-8) satisfied.	0,29	5,93	0,003		Algorithm converged.	-0,013	0,019	1,31		Algorithm converged.	0,30	5,82	0,7192		0,76		Algorithm converged.	0,17	3,38

Test for interaction based on RR (Log-binomial regression)
* indicates convergence problem. Result is uninterpretable.
Intraocular Inflammation events include Anterior chamber flare, Anterior Chamber inflammation, Chorioretinitis, Choroiditis, Cyclitis, Eye inflammation, Iridocyclitis, Iritis, Keratic precipitates, Keratouveitis, Noninfective chorioretinitis, Non-infectious endophthalmitis, Ocular vasculitis, Post procedural inflammation, Retinal vasculitis, Uveitis, and Vitritis.
Clinical cut-off: TENAYA 24MAR2022 and LUCERNE 23MAR2022

Program: root/clinical_studies/RO6867461/CDPT7716/share/ACE_pool_nAMD_CSR_Final/prod/program/t_ae_raw.sas
Output: root/clinical_studies/RO6867461/CDPT7716/share/ACE_pool_nAMD_CSR_Final/prod/output/t_ae_raw_sg2_AESI7aSER_SE_MAR2022_nAMD.xls
05AUG2022 8:59

POPULATION: Safety-Evaluable Population
ENDPOINT: Retinal Vascular Occlusive Disease (Study Eye, Serious) throughout the Entire Study
MODEL: Unstratified analysis
STUDY: GR40306 & GR40844
Dichotomous Analysis (Safety)

		Faricimab (N=664)				Aflibercept (N=662)			
		Patients		Patients with Event		Patients		Patients with Event	
Name	Level	n	%	n	%	n	%	n	%
All	n/a	664	100,0	0	0	662	100,0	0	0
Study	Tenaya	333	50,2	0	0	336	50,8	0	0
	Lucerne	331	49,8	0	0	326	49,2	0	0

Test for interaction based on RR (Log-binomial regression)
* indicates convergence problem. Result is uninterpretable.
Retinal Vascular Occlusive events include Arterial occlusive disease, Retinal artery embolism, Retinal artery occlusion, Retinal vein occlusion, and Venous occlusion.
Clinical cut-off: TENAYA 24MAR2022 and LUCERNE 23MAR2022

Program: root/clinical_studies/RO6867461/CDPT7716/share/ACE_pool_nAMD_CSR_Final/prod/program/t_ae_raw.sas
Output: root/clinical_studies/RO6867461/CDPT7716/share/ACE_pool_nAMD_CSR_Final/prod/output/t_ae_raw_sg2_AESI8aSER_SE_MAR2022_nAMD.xls
05AUG2022 9:01

POPULATION: Safety-Evaluable Population
ENDPOINT: Intraocular Inflammation Events (Fellow Eye, Serious) throughout the Entire Study
MODEL: Unstratified analysis
STUDY: GR40306 & GR40844
Dichotomous Analysis (Safety)

		Faricimab (N=664)				Aflibercept (N=662)			
		Patients		Patients with Event		Patients		Patients with Event	
Name	Level	n	%	n	%	n	%	n	%
All	n/a	664	100,0	0	0	662	100,0	0	0
Study	Tenaya	333	50,2	0	0	336	50,8	0	0
	Lucerne	331	49,8	0	0	326	49,2	0	0

Test for interaction based on RR (Log-binomial regression)
* indicates convergence problem. Result is uninterpretable.
Intraocular Inflammation events include Anterior chamber flare, Anterior Chamber inflammation, Chorioretinitis, Choroiditis, Cyclitis, Eye inflammation, Iridocyclitis, Iritis, Keratic precipitates, Keratouveitis, Noninfective chorioretinitis, Non-infectious endophthalmitis, Ocular vasculitis, Post procedural inflammation, Retinal vasculitis, Uveitis, and Vitritis.
Clinical cut-off: TENAYA 24MAR2022 and LUCERNE 23MAR2022

Program: root/clinical_studies/RO6867461/CDPT7716/share/ACE_pool_nAMD_CSR_Final/prod/program/t_ae_raw.sas
Output: root/clinical_studies/RO6867461/CDPT7716/share/ACE_pool_nAMD_CSR_Final/prod/output/t_ae_raw_sg2_AESI7bSER_SE_MAR2022_nAMD.xls
05AUG2022 9:03

POPULATION: Safety-Evaluable Population
ENDPOINT: Retinal Vascular Occlusive Disease (Fellow Eye, Serious) throughout the Entire Study
MODEL: Unstratified analysis
STUDY: GM40306 & GM40844
Dichotomous Analysis (Safety)

		Faricimab (N=664)				Aflibercept (N=662)				Faricimab vs. Aflibercept																		Aflibercept vs. Faricimab				
		Patients		Patients with Event		Patients		Patients with Event		Odds Ratio					Absolute Risk Difference					Relative Risk								Relative Risk				
Name	Level	n	%	n	%	n	%	n	%	Odds Ratio		Convergence Reason	95% Lower CL	95% Upper CL	Absolute Risk		Convergence Reason	95% Lower CL	95% Upper CL	Relative Risk		Convergence Reason	95% Lower CL	95% Upper CL	p-value (Cochran-Mantel-Haenszel)	Interaction Test p-value (likelihood ratio)	Relative Risk		Convergence Reason	95% Lower CL	95% Upper CL
All	n/a	664	100,0	1	0,2	662	100,0	0	0		*	Quasi-complete separation of data points detected.				*	WARNING: Negative of Hessian not positive definite.			NE		Algorithm converged.	NE	NE	0,3180		NE		Algorithm converged.	NE	NE
Study	Tenaya	333	50,2	0	0,0	336	50,8	0	0	NE			NE	NE	NE		NE	NE	NE	NE		NE	NE	NE	NE	NE	NE		NE	NE	NE
	Lucerne	331	49,8	1	0,3	326	49,2	0	0		*	Quasi-complete separation of data points detected.				*	WARNING: The relative Hessian convergence criterion of 31.599273856 is greater than the limit of 0.0001. The convergence is questionable.			NE		Algorithm converged.	NE	NE	0,3210		NE		Algorithm converged.	NE	NE

Test for interaction based on RR (Log-binomial regression)
* indicates convergence problem. Result is uninterpretable.
Retinal Vascular Occlusive events include Arterial occlusive disease, Retinal artery embolism, Retinal artery occlusion, Retinal vein occlusion, and Venous occlusion.
Clinical cut-off: TENAYA 24MAR2022 and LUCERNE 23MAR2022

Program: root/clinical_studies/RO6867461/CDPT7716/share/ACE_pool_nAMD_CSR_Final/prod/program/t_ae_raw.sas
Output: root/clinical_studies/RO6867461/CDPT7716/share/ACE_pool_nAMD_CSR_Final/prod/output/t_ae_raw_sg2_AESIBSER_SE_MAR2022_nAMD.xls
03AUG2022 9:04

POPULATION: Safety-Evaluable Population
ENDPOINT: Cases of potential drug-induced liver injury that include an elevated ALT or AST in combination with either an elevated bilirubin or clinical jaundice throughout the Entire Study
MODEL: Unstratified analysis
STUDY: GR40306 & GR40844
Dichotomous Analysis (Safety)

		Faricimab (N=664)				Aflibercept (N=662)			
		Patients		Patients with Event		Patients		Patients with Event	
Name	Level	n	%	n	%	n	%	n	%
All	n/a	664	100,0	0	0	662	100,0	0	0
Study	Tenaya	333	50,2	0	0	336	50,8	0	0
	Lucerne	331	49,8	0	0	326	49,2	0	0

Test for interaction based on RR (Log-binomial regression)
* indicates convergence problem. Result is uninterpretable.
Clinical cut-off: TENAYA 24MAR2022 and LUCERNE 23MAR2022

Program: root/clinical_studies/RO6867461/CDPT7716/share/ACE_pool_nAMD_CSR_Final/prod/program/t_ae_raw.sas
Output: root/clinical_studies/RO6867461/CDPT7716/share/ACE_pool_nAMD_CSR_Final/prod/output/t_ae_raw_sg2_AESI1_SE_MAR2022_nAMD.xls
28APR2022 13:05

POPULATION: Safety-Evaluable Population
ENDPOINT: Suspected transmission of an infectious agent by the study drug (Study Eye) throughout the Entire Study
MODEL: Unstratified analysis
STUDY: GM40306 & GM40844
Dichotomous Analysis (Safety)

		Faricimab (N=664)				Aflibercept (N=662)				Faricimab vs. Aflibercept																	Aflibercept vs. Faricimab				
		Patients		Patients with Event		Patients		Patients with Event		Odds Ratio					Absolute Risk Difference						Relative Risk						Relative Risk				
Name	Level	n	%	n	%	n	%	n	%	Odds Ratio		Convergence Reason	95% Lower CL	95% Upper CL	Absolute Risk		Convergence Reason	95% Lower CL	95% Upper CL	Relative Risk		Convergence Reason	95% Lower CL	95% Upper CL	p-value (Cochran-Mantel-Haenszel)	Interaction Test p-value (likelihood ratio)	Relative Risk		Convergence Reason	95% Lower CL	95% Upper CL
All	n/a	664	100,0	0	0	662	100,0	1	0,2		*	Quasi-complete separation of data points detected.				*	WARNING: The relative Hessian convergence criterion of 94.504734428 is greater than the limit of 0.0001. The convergence is questionable.			0,00		Algorithm converged.	0,00	NE	0,3166		>999.99		Algorithm converged.	0,00	NE
Study	Tenaya	333	50,2	0	0	336	50,8	0	0,0	NE			NE	NE	NE		NE	NE	NE	NE		NE	NE	NE	NE	NE	NE		NE	NE	NE
	Lucerne	331	49,8	0	0	326	49,2	1	0,3		*	Quasi-complete separation of data points detected.				*	ERROR: The mean parameter is either invalid or at a limit of its range for some observations.			0,00		Algorithm converged.	0,00	NE	0,3136		>999.99		Algorithm converged.	0,00	NE

Test for interaction based on RR (Log-binomial regression)
* indicates convergence problem. Result is uninterpretable.
Clinical cut-off: TENAYA 24MAR2022 and LUCERNE 23MAR2022

Program: root/clinical_studies/RO6867461/CDPT7716/share/ACE_pool_nAMD_CSR_Final/prod/program/t_ae_raw.sas
Output: root/clinical_studies/RO6867461/CDPT7716/share/ACE_pool_nAMD_CSR_Final/prod/output/t_ae_raw_sg2_AESI2a_SE_MAR2022_nAMD.xls
28APR2022 13:06

POPULATION: Safety-Evaluable Population
ENDPOINT: Suspected transmission of an infectious agent by the study drug (Fellow Eye) throughout the Entire Study
MODEL: Unstratified analysis
STUDY: GR40306 & GR40844
Dichotomous Analysis (Safety)

		Faricimab (N=664)				Aflibercept (N=662)			
		Patients		Patients with Event		Patients		Patients with Event	
Name	Level	n	%	n	%	n	%	n	%
All	n/a	664	100,0	0	0	662	100,0	0	0
Study	Tenaya	333	50,2	0	0	336	50,8	0	0
	Lucerne	331	49,8	0	0	326	49,2	0	0

Test for interaction based on RR (Log-binomial regression)
* indicates convergence problem. Result is uninterpretable.
Clinical cut-off: TENAYA 24MAR2022 and LUCERNE 23MAR2022

Program: root/clinical_studies/RO6867461/CDPT7716/share/ACE_pool_nAMD_CSR_Final/prod/program/t_ae_raw.sas
Output: root/clinical_studies/RO6867461/CDPT7716/share/ACE_pool_nAMD_CSR_Final/prod/output/t_ae_raw_sg2_AESI2b_SE_MAR2022_nAMD.xls
28APR2022 13:14

POPULATION: Safety-Evaluable Population
ENDPOINT: Causes a decrease of >= 30 letters in VA Score lasting more than 1 hour (Study Eye) throughout the Entire Study
MODEL: Unstratified analysis
STUDY: GM40306 & GM40844
Dichotomous Analysis (Safety)

		Faricimab (N=664)				Aflibercept (N=662)				Faricimab vs. Aflibercept																		Aflibercept vs. Faricimab				
		Patients		Patients with Event		Patients		Patients with Event		Odds Ratio					Absolute Risk Difference					Relative Risk								Relative Risk				
Name	Level	n	%	n	%	n	%	n	%	Odds Ratio	Convergence Reason	95% Lower CL	95% Upper CL	Absolute Risk	Convergence Reason	95% Lower CL	95% Upper CL	Relative Risk	Convergence Reason	95% Lower CL	95% Upper CL	p-value (Cochran-Mantel-Haenszel)	Interaction Test p-value (likelihood ratio)	Relative Risk	Convergence Reason	95% Lower CL	95% Upper CL
All	n/a	664	100,0	18	2,7	662	100,0	20	3,0	0,89	Convergence criterion (GCONV=1E-8) satisfied.	0,47	1,71	-0,003	Algorithm converged.	-0,021	0,015	0,90	Algorithm converged.	0,48	1,68	0,7350		1,11	Algorithm converged.	0,59	2,09
Study	Tenaya	333	50,2	9	2,7	336	50,8	10	3,0	0,91	Convergence criterion (GCONV=1E-8) satisfied.	0,36	2,26	-0,003	Algorithm converged.	-0,028	0,022	0,91	Algorithm converged.	0,37	2,21	0,8315	0,9699	1,10	Algorithm converged.	0,43	2,68
	Lucerne	331	49,8	9	2,7	326	49,2	10	3,1	0,88	Convergence criterion (GCONV=1E-8) satisfied.	0,35	2,20	-0,003	Algorithm converged.	-0,029	0,022	0,89	Algorithm converged.	0,36	2,15	0,7900		1,13	Algorithm converged.	0,46	2,74

Test for interaction based on RR (Log-binomial regression)
* indicates convergence problem. Result is uninterpretable.
Clinical cut-off: TENAYA 24MAR2022 and LUCERNE 23MAR2022

Program: root/clinical_studies/RO6867461/CDPT7716/share/ACE_pool_nAMD_CSR_Final/prod/program/t_ae_raw.sas
Output: root/clinical_studies/RO6867461/CDPT7716/share/ACE_pool_nAMD_CSR_Final/prod/output/t_ae_raw_sq2_AESI3a_SE_MAR2022_nAMD.xls
28APR2022 13:08

POPULATION: Safety-Evaluable Population
ENDPOINT: Causes a decrease of >= 30 letters in VA Score lasting more than 1 hour (Fellow Eye) throughout the Entire Study
MODEL: Unstratified analysis
STUDY: GM40306 & GM40844
Dichotomous Analysis (Safety)

		Faricimab (N=664)				Aflibercept (N=662)				Faricimab vs. Aflibercept															Aflibercept vs. Faricimab				
		Patients		Patients with Event		Patients		Patients with Event		Odds Ratio					Absolute Risk Difference				Relative Risk						Relative Risk				
Name	Level	n	%	n	%	n	%	n	%	Odds Ratio	Convergence Reason	95% Lower CL	95% Upper CL	Absolute Risk	Convergence Reason	95% Lower CL	95% Upper CL	Relative Risk	Convergence Reason	95% Lower CL	95% Upper CL	p-value (Cochran-Mantel-Haenszel)	Interaction Test p-value (likelihood ratio)	Relative Risk	Convergence Reason	95% Lower CL	95% Upper CL
All	n/a	664	100,0	10	1,5	662	100,0	13	2,0	0,76	Convergence criterion (GCONV=1E-8) satisfied.	0,33	1,75	-0,005	Algorithm converged.	-0,019	0,009	0,77	Algorithm converged.	0,34	1,74	0,5234		1,30	Algorithm converged.	0,58	2,95
Study	Tenaya	333	50,2	3	0,9	336	50,8	7	2,1	0,43	Convergence criterion (GCONV=1E-8) satisfied.	0,11	1,67	-0,012	Algorithm converged.	-0,030	0,007	0,43	Algorithm converged.	0,11	1,66	0,2079	0,2566	2,31	Algorithm converged.	0,60	8,87
	Lucerne	331	49,8	7	2,3	326	49,2	6	1,8	1,15	Convergence criterion (GCONV=1E-8) satisfied.	0,38	3,47	0,003	Algorithm converged.	-0,018	0,024	1,15	Algorithm converged.	0,39	3,38	0,8009		0,87	Algorithm converged.	0,39	2,56

Test for interaction based on RR (Log-binomial regression)
* indicates convergence problem. Result is uninterpretable.
Clinical cut-off: TENAYA 24MAR2022 and LUCERNE 23MAR2022

Program: root/clinical_studies/RO6867461/CDPT7716/share/ACE_pool_nAMD_CSR_Final/prod/program/t_ae_raw.sas
Output: root/clinical_studies/RO6867461/CDPT7716/share/ACE_pool_nAMD_CSR_Final/prod/output/t_ae_raw_sg2_AESI3b_SE_MAR2022_nAMD.xls
28APR2022 13:15

POPULATION: Safety-Evaluable Population
ENDPOINT: Requires surgical or medical intervention to prevent permanent loss of sight (Study Eye) throughout the Entire Study
MODEL: Unstratified analysis
STUDY: GM40306 & GM40844
Dichotomous Analysis (Safety)

		Faricimab (N=664)				Aflibercept (N=662)				Faricimab vs. Aflibercept															Aflibercept vs. Faricimab				
		Patients		Patients with Event		Patients		Patients with Event		Odds Ratio															Relative Risk				
														Absolute Risk Difference														
																		Relative Risk										
Name	Level	n	%	n	%	n	%	n	%	Odds Ratio	Convergence Reason	95% Lower CL	95% Upper CL	Absolute Risk	Convergence Reason	95% Lower CL	95% Upper CL	Relative Risk	Convergence Reason	95% Lower CL	95% Upper CL	p-value (Cochran Mantel-Haenszel)	Interaction Test p-value (likelihood ratio)	Relative Risk	Convergence Reason	95% Lower CL	95% Upper CL
All	n/a	664	100,0	4	0,6	662	100,0	5	0,8	0,80	Convergence criterion (GCONV=1E-8) satisfied.	0,21	2,98	-0,002	Algorithm converged.	-0,010	0,007	0,80	Algorithm converged.	0,22	2,96	0,7347		1,25	Algorithm converged.	0,34	4,65
Study	Tenaya	333	50,2	2	0,6	336	50,8	2	0,6	1,01	Convergence criterion (GCONV=1E-8) satisfied.	0,14	7,21	0,000	Algorithm converged.	-0,012	0,012	1,01	Algorithm converged.	0,14	7,12	0,9928	0,7497	0,99	Algorithm converged.	0,14	6,99
	Lucerne	331	49,8	2	0,8	326	49,2	3	0,9	0,65	Convergence criterion (GCONV=1E-8) satisfied.	0,11	3,94	-0,003	Algorithm converged.	-0,016	0,010	0,66	Algorithm converged.	0,13	3,90	0,6415		1,52	Algorithm converged.	0,26	9,06

Test for interaction based on RR (Log-binomial regression)
* indicates convergence problem. Result is uninterpretable.
Clinical cut-off: TENAYA 24MAR2022 and LUCERNE 23MAR2022

Program: root/clinical_studies/RO6867461/CDPT7716/share/ACE_pool_nAMD_CSR_Final/prod/program/t_ae_raw.sas
Output: root/clinical_studies/RO6867461/CDPT7716/share/ACE_pool_nAMD_CSR_Final/prod/output/t_ae_raw_sg2_AESI4a_SE_MAR2022_nAMD.xls
28APR2022 13:10

POPULATION: Safety-Evaluable Population
ENDPOINT: Requires surgical or medical intervention to prevent permanent loss of sight (Fellow Eye) throughout the Entire Study
MODEL: Unstratified analysis
STUDY: GM40306 & GM40844
Dichotomous Analysis (Safety)

		Faricimab (N=664)				Aflibercept (N=662)				Faricimab vs. Aflibercept																Aflibercept vs. Faricimab			
		Patients		Patients with Event		Patients		Patients with Event		Odds Ratio																Relative Risk			
														Absolute Risk Difference															
																		Relative Risk											
Name	Level	n	%	n	%	n	%	n	%	Odds Ratio	Convergence Reason	95% Lower CL	95% Upper CL	Absolute Risk	Convergence Reason	95% Lower CL	95% Upper CL	Relative Risk	Convergence Reason	95% Lower CL	95% Upper CL	p-value (Cochran-Mantel-Haenszel)	Interaction Test p-value (likelihood ratio)	Relative Risk	Convergence Reason	95% Lower CL	95% Upper CL
All	n/a	664	100,0	4	0,6	662	100,0	4	0,6	1,00	Convergence criterion (GCONV=1E-8) satisfied.	0,25	4,00	0,000	Algorithm converged.	-0,008	0,008	1,00	Algorithm converged.	0,25	3,97	0,9966		1,00	Algorithm converged.	0,25	3,99
Study	Tenaya	333	50,2	1	0,3	336	50,8	3	0,9	0,33	Convergence criterion (GCONV=1E-8) satisfied.	0,03	3,23	-0,006	Algorithm converged.	-0,018	0,006	0,34	Algorithm converged.	0,04	3,22	0,3206	0,1515	2,97	Algorithm converged.	0,31	28,44
	Lucerne	331	49,8	3	0,9	326	49,2	1	0,3	2,97	Convergence criterion (GCONV=1E-8) satisfied.	0,31	28,72	0,006	Algorithm converged.	-0,006	0,018	2,95	Algorithm converged.	0,31	28,28	0,3236		0,34	Algorithm converged.	0,04	3,24

Test for interaction based on RR (Log-binomial regression)
* indicates convergence problem. Result is uninterpretable.
Clinical cut-off: TENAYA 24MAR2022 and LUCERNE 23MAR2022

Program: root/clinical_studies/RO6867461/CDPT7716/share/ACE_pool_nAMD_CSR_Final/prod/program/t_ae_raw.sas
Output: root/clinical_studies/RO6867461/CDPT7716/share/ACE_pool_nAMD_CSR_Final/prod/output/t_ae_raw_sg2_AES34b_SE_MAR2022_nAMD.xls
28APR2022 13:17

POPULATION: Safety-Evaluable Population
ENDPOINT: Associated with severe intraocular inflammation (Study Eye) throughout the Entire Study
MODEL: Unstratified analysis
STUDY: GR40306 & GR40844
Dichotomous Analysis (Safety)

		Faricimab (N=664)				Aflibercept (N=662)				Faricimab vs. Aflibercept															Aflibercept vs. Faricimab			
		Patients		Patients with Event		Patients		Patients with Event		Odds Ratio					Absolute Risk Difference				Relative Risk						Relative Risk			
Name	Level	n	%	n	%	n	%	n	%	Odds Ratio	Convergence Reason	95% Lower CL	95% Upper CL	Absolute Risk	Convergence Reason	95% Lower CL	95% Upper CL	Relative Risk	Convergence Reason	95% Lower CL	95% Upper CL	p-value (Cochran-Mantel-Haenszel)	Interaction Test p-value (likelihood ratio)	Relative Risk	Convergence Reason	95% Lower CL	95% Upper CL
All	n/a	664	100,0	3	0,5	662	100,0	2	0,3	1,50	Convergence criterion (GCONV=1E-8) satisfied.	0,25	8,99	0,001	Algorithm converged.	-0,005	0,008	1,50	Algorithm converged.	0,25	8,92	0,6567		0,67	Algorithm converged.	0,11	3,99
Study	Tenaya	333	50,2	1	0,3	336	50,8	1	0,3	1,01	Convergence criterion (GCONV=1E-8) satisfied.	0,06	16,20	0,000	Algorithm converged.	-0,008	0,008	1,01	Algorithm converged.	0,06	16,06	0,9949	0,7191	0,99	Algorithm converged.	0,06	15,78
	Lucerne	331	49,8	2	0,6	326	49,2	1	0,3	1,98	Convergence criterion (GCONV=1E-8) satisfied.	0,18	21,89	0,003	Algorithm converged.	-0,007	0,013	1,97	Algorithm converged.	0,18	21,62	0,5720		0,51	Algorithm converged.	0,05	5,57

Test for interaction based on RR (Log-binomial regression)
* indicates convergence problem. Result is uninterpretable.
Clinical cut-off: TENAYA 24MAR2022 and LUCERNE 23MAR2022

Program: root/clinical_studies/RO6867461/CDPT7716/share/ACE_pool_nAMD_CSR_Final/prod/program/t_ae_raw.sas
Output: root/clinical_studies/RO6867461/CDPT7716/share/ACE_pool_nAMD_CSR_Final/prod/output/t_ae_raw_sq2_AESI5a_SE_MAR2022_nAMD.xls
28APR2022 13:12

POPULATION: Safety-Evaluable Population
ENDPOINT: Associated with severe intraocular inflammation (Fellow Eye) throughout the Entire Study
MODEL: Unstratified analysis
STUDY: GR40306 & GR40844
Dichotomous Analysis (Safety)

		Faricimab (N=664)				Aflibercept (N=662)			
		Patients		Patients with Event		Patients		Patients with Event	
Name	Level	n	%	n	%	n	%	n	%
All	n/a	664	100,0	0	0	662	100,0	0	0
Study	Tenaya	333	50,2	0	0	336	50,8	0	0
	Lucerne	331	49,8	0	0	326	49,2	0	0

Test for interaction based on RR (Log-binomial regression)
* indicates convergence problem. Result is uninterpretable.
Clinical cut-off: TENAYA 24MAR2022 and LUCERNE 23MAR2022

Program: root/clinical_studies/RO6867461/CDPT7716/share/ACE_pool_nAMD_CSR_Final/prod/program/t_ae_raw.sas
Output: root/clinical_studies/RO6867461/CDPT7716/share/ACE_pool_nAMD_CSR_Final/prod/output/t_ae_raw_sg2_AESI5b_SE_MAR2022_nAMD.xls
28APR2022 13:19

POPULATION: Safety-Evaluable Population
ENDPOINT: Antiplatelet Trialists' Collaboration (APTC) event throughout the Entire Study
MODEL: Unstratified analysis
STUDY: GM40306 & GM40844
Dichotomous Analysis (Safety)

		Faricimab (N=664)				Aflibercept (N=662)				Faricimab vs. Aflibercept																Aflibercept vs. Faricimab			
		Patients		Patients with Event		Patients		Patients with Event		Odds Ratio				Absolute Risk Difference				Relative Risk								Relative Risk			
Name	Level	n	%	n	%	n	%	n	%	Odds Ratio	Convergence Reason	95% Lower CL	95% Upper CL	Absolute Risk	Convergence Reason	95% Lower CL	95% Upper CL	Relative Risk	Convergence Reason	95% Lower CL	95% Upper CL	p-value (Cochran-Mantel-Haenszel)	Interaction Test p-value (likelihood ratio)	Relative Risk	Convergence Reason	95% Lower CL	95% Upper CL
All	n/a	664	100,0	22	3,3	662	100,0	20	3,0	1,10	Convergence criterion (GCONV=1E-8) satisfied.	0,59	2,04	0,003	Algorithm converged.	-0,016	0,022	1,10	Algorithm converged.	0,60	1,99	0,7615		0,91	Algorithm converged.	0,50	1,65
Study	Tenaya	333	50,2	11	3,3	336	50,8	8	2,7	1,24	Convergence criterion (GCONV=1E-8) satisfied.	0,51	3,04	0,006	Algorithm converged.	-0,020	0,032	1,23	Algorithm converged.	0,52	2,94	0,6355	0,7121	0,81	Algorithm converged.	0,36	1,93
	Lucerne	331	49,8	11	3,3	326	49,2	11	3,4	0,98	Convergence criterion (GCONV=1E-8) satisfied.	0,42	2,30	-0,001	Algorithm converged.	-0,028	0,027	0,98	Algorithm converged.	0,43	2,24	0,9711		1,02	Algorithm converged.	0,45	2,31

Test for interaction based on RR (Log-binomial regression)
* indicates convergence problem. Result is uninterpretable.
Clinical cut-off: TENAYA 24MAR2022 and LUCERNE 23MAR2022

Program: root/clinical_studies/RO6867461/CDPT7716/share/ACE_pool_nAMD_CSR_Final/prod/program/t_ae_raw.sas
Output: root/clinical_studies/RO6867461/CDPT7716/share/ACE_pool_nAMD_CSR_Final/prod/output/t_ae_raw_sq2_AESI6_SE_MAR2022_nAMD.xls
28APR2022 13:20

POPULATION: Safety-Evaluable Population
ENDPOINT: Cases of potential drug-induced liver injury that include an elevated ALT or AST in combination with either an elevated bilirubin or clinical jaundice (Severe) throughout the Entire Study
MODEL: Unstratified analysis
STUDY: GR40306 & GR40844
Dichotomous Analysis (Safety)

		Faricimab (N=664)				Aflibercept (N=662)			
		Patients		Patients with Event		Patients		Patients with Event	
Name	Level	n	%	n	%	n	%	n	%
All	n/a	664	100,0	0	0	662	100,0	0	0
Study	Tenaya	333	50,2	0	0	336	50,8	0	0
	Lucerne	331	49,8	0	0	326	49,2	0	0

Test for interaction based on RR (Log-binomial regression)
* indicates convergence problem. Result is uninterpretable.
Clinical cut-off: TENAYA 24MAR2022 and LUCERNE 23MAR2022

Program: root/clinical_studies/RO6867461/CDPT7716/share/ACE_pool_nAMD_CSR_Final/prod/program/t_ae_raw.sas
Output: root/clinical_studies/RO6867461/CDPT7716/share/ACE_pool_nAMD_CSR_Final/prod/output/t_ae_raw_sg2_AESI1SEV_SE_MAR2022_nAMD.xls
28APR2022 13:38

POPULATION: Safety-Evaluable Population
ENDPOINT: Suspected transmission of an infectious agent by the study drug (Study Eye, Severe) throughout the Entire Study
MODEL: Unstratified analysis
STUDY: GR40306 & GR40844
Dichotomous Analysis (Safety)

		Faricimab (N=664)				Aflibercept (N=662)			
		Patients		Patients with Event		Patients		Patients with Event	
Name	Level	n	%	n	%	n	%	n	%
All	n/a	664	100,0	0	0	662	100,0	0	0
Study	Tenaya	333	50,2	0	0	336	50,8	0	0
	Lucerne	331	49,8	0	0	326	49,2	0	0

Test for interaction based on RR (Log-binomial regression)
* indicates convergence problem. Result is uninterpretable.
Clinical cut-off: TENAYA 24MAR2022 and LUCERNE 23MAR2022

Program: root/clinical_studies/RO6867461/CDPT7716/share/ACE_pool_nAMD_CSR_Final/prod/program/t_ae_raw.sas
Output: root/clinical_studies/RO6867461/CDPT7716/share/ACE_pool_nAMD_CSR_Final/prod/output/t_ae_raw_sg2_AESI2aSEV_SE_MAR2022_nAMD.xls
28APR2022 13:39

POPULATION: Safety-Evaluable Population
ENDPOINT: Suspected transmission of an infectious agent by the study drug (Fellow Eye, Severe) throughout the Entire Study
MODEL: Unstratified analysis
STUDY: GR40306 & GR40844
Dichotomous Analysis (Safety)

		Faricimab (N=664)				Aflibercept (N=662)			
		Patients		Patients with Event		Patients		Patients with Event	
Name	Level	n	%	n	%	n	%	n	%
All	n/a	664	100,0	0	0	662	100,0	0	0
Study	Tenaya	333	50,2	0	0	336	50,8	0	0
	Lucerne	331	49,8	0	0	326	49,2	0	0

Test for interaction based on RR (Log-binomial regression)
* indicates convergence problem. Result is uninterpretable.
Clinical cut-off: TENAYA 24MAR2022 and LUCERNE 23MAR2022

Program: root/clinical_studies/RO6867461/CDPT7716/share/ACE_pool_nAMD_CSR_Final/prod/program/t_ae_raw.sas
Output: root/clinical_studies/RO6867461/CDPT7716/share/ACE_pool_nAMD_CSR_Final/prod/output/t_ae_raw_sg2_AESI2bSEV_SE_MAR2022_nAMD.xls
28APR2022 13:46

POPULATION: Safety-Evaluable Population
ENDPOINT: Causes a decrease of >= 30 letters in VA Score lasting more than 1 hour (Study Eye, Severe) throughout the Entire Study
MODEL: Unstratified analysis
STUDY: GM40306 & GM40844
Dichotomous Analysis (Safety)

		Faricimab (N=664)				Aflibercept (N=662)				Faricimab vs. Aflibercept														Aflibercept vs. Faricimab			
		Patients		Patients with Event		Patients		Patients with Event		Odds Ratio				Absolute Risk Difference				Relative Risk						Relative Risk			
Name	Level	n	%	n	%	n	%	n	%	Odds Ratio	Convergence Reason	95% Lower CL	95% Upper CL	Absolute Risk	Convergence Reason	95% Lower CL	95% Upper CL	Relative Risk	Convergence Reason	95% Lower CL	95% Upper CL	p-value (Cochran-Mantel-Haenszel)	Interaction Test p-value (likelihood ratio)	Relative Risk	Convergence Reason	95% Lower CL	95% Upper CL
All	n/a	664	100,0	4	0,6	662	100,0	6	0,9	0,66	Convergence criterion (GCONV=1E-8) satisfied.	0,19	2,36	-0,003	Algorithm converged.	-0,012	0,006	0,66	Algorithm converged.	0,19	2,34	0,5226		1,50	Algorithm converged.	0,43	5,31
Study	Tenaya	333	50,2	2	0,6	336	50,8	2	0,6	1,01	Convergence criterion (GCONV=1E-8) satisfied.	0,14	7,21	0,000	Algorithm converged.	-0,012	0,012	1,01	Algorithm converged.	0,14	7,12	0,9928	0,5847	0,99	Algorithm converged.	0,14	6,99
	Lucerne	331	49,8	2	0,6	326	49,2	4	1,2	0,49	Convergence criterion (GCONV=1E-8) satisfied.	0,09	2,69	-0,006	Algorithm converged.	-0,021	0,008	0,49	Algorithm converged.	0,09	2,67	0,4018		2,03	Algorithm converged.	0,37	11,01

Test for interaction based on RR (Log-binomial regression)
* indicates convergence problem. Result is uninterpretable.
Clinical cut-off: TENAYA 24MAR2022 and LUCERNE 23MAR2022

Program: root/clinical_studies/RO6867461/CDPT7716/share/ACE_pool_nAMD_CSR_Final/prod/program/t_ae_raw.sas
Output: root/clinical_studies/RO6867461/CDPT7716/share/ACE_pool_nAMD_CSR_Final/prod/output/t_ae_raw_sq2_AESI3aSEV_SE_MAR2022_nAMD.xls
28APR2022 13:40

POPULATION: Safety-Evaluable Population
ENDPOINT: Causes a decrease of >= 30 letters in VA Score lasting more than 1 hour (Fellow Eye, Severe) throughout the Entire Study
MODEL: Unstratified analysis
STUDY: GM40306 & GM40844
Dichotomous Analysis (Safety)

		Faricimab (N=664)				Aflibercept (N=662)				Faricimab vs. Aflibercept																Aflibercept vs. Faricimab			
		Patients		Patients with Event		Patients		Patients with Event		Odds Ratio				Absolute Risk Difference				Relative Risk								Relative Risk			
Name	Level	n	%	n	%	n	%	n	%	Odds Ratio	Convergence Reason	95% Lower CL	95% Upper CL	Absolute Risk	Convergence Reason	95% Lower CL	95% Upper CL	Relative Risk	Convergence Reason	95% Lower CL	95% Upper CL	p-value (Cochran-Mantel-Haenszel)	Interaction Test p-value (likelihood ratio)	Relative Risk	Convergence Reason	95% Lower CL	95% Upper CL
All	n/a	664	100,0	6	0,9	662	100,0	7	1,1	0,85	Convergence criterion (GCONV=1E-8) satisfied.	0,29	2,55	-0,002	Algorithm converged.	-0,012	0,009	0,85	Algorithm converged.	0,29	2,53	0,7764		1,17	Algorithm converged.	0,40	3,46
Study	Tenaya	333	50,2	2	0,6	336	50,8	5	1,5	0,40	Convergence criterion (GCONV=1E-8) satisfied.	0,08	2,08	-0,009	Algorithm converged.	-0,024	0,007	0,40	Algorithm converged.	0,08	2,07	0,2597	0,1692	2,48	Algorithm converged.	0,48	12,68
	Lucerne	331	49,8	4	1,2	326	49,2	2	0,6	1,98	Convergence criterion (GCONV=1E-8) satisfied.	0,36	10,89	0,008	Algorithm converged.	-0,009	0,020	1,97	Algorithm converged.	0,36	10,68	0,4232		0,51	Algorithm converged.	0,09	2,75

Test for interaction based on RR (Log-binomial regression)
* indicates convergence problem. Result is uninterpretable.
Clinical cut-off: TENAYA 24MAR2022 and LUCERNE 23MAR2022

Program: root/clinical_studies/RO6867461/CDPT7716/share/ACE_pool_nAMD_CSR_Final/prod/program/t_ae_raw.sas
Output: root/clinical_studies/RO6867461/CDPT7716/share/ACE_pool_nAMD_CSR_Final/prod/output/t_ae_raw_sq2_AESI3bSEV_SE_MAR2022_nAMD.xls
28APR2022 13:47

POPULATION: Safety-Evaluable Population
ENDPOINT: Requires surgical or medical intervention to prevent permanent loss of sight (Study Eye, Severe) throughout the Entire Study
MODEL: Unstratified analysis
STUDY: GR40306 & GR40844
Dichotomous Analysis (Safety)

		Faricimab (N=664)				Aflibercept (N=662)				Faricimab vs. Aflibercept																Aflibercept vs. Faricimab				
		Patients		Patients with Event		Patients		Patients with Event		Odds Ratio					Absolute Risk Difference				Relative Risk							Relative Risk				
Name	Level	n	%	n	%	n	%	n	%	Odds Ratio		Convergence Reason	95% Lower CL	95% Upper CL	Absolute Risk	Convergence Reason	95% Lower CL	95% Upper CL	Relative Risk		Convergence Reason	95% Lower CL	95% Upper CL	p-value (Cochran-Mantel-Haenszel)	Interaction Test p-value (likelihood ratio)	Relative Risk		Convergence Reason	95% Lower CL	95% Upper CL
All	n/a	664	100,0	3	0,5	662	100,0	3	0,5	1,00		Convergence criterion (GCONV=1E-8) satisfied.	0,20	4,96	0,000	Algorithm converged.	-0,007	0,007	1,00		Algorithm converged.	0,20	4,92	0,9970		1,00		Algorithm converged.	0,20	4,95
Study	Tenaya	333	50,2	2	0,6	336	50,8	1	0,3	2,02		Convergence criterion (GCONV=1E-8) satisfied.	0,18	22,43	0,003	Algorithm converged.	-0,007	0,013	2,02		Algorithm converged.	0,18	22,15	0,5579	0,4004	0,50		Algorithm converged.	0,03	5,44
	Lucerne	331	49,8	1	0,3	326	49,2	2	0,6	0,49		Convergence criterion (GCONV=1E-8) satisfied.	0,04	5,44	-0,003	Algorithm converged.	-0,013	0,007	0,49		Algorithm converged.	0,04	5,40	0,5542		2,03		Algorithm converged.	0,19	22,29

Test for interaction based on RR (Log-binomial regression)
* indicates convergence problem. Result is uninterpretable.
Clinical cut-off: TENAYA 24MAR2022 and LUCERNE 23MAR2022

Program: root/clinical_studies/RO6867461/CDPT7716/share/ACE_pool_nAMD_CSR_Final/prod/program/t_ae_raw.sas
Output: root/clinical_studies/RO6867461/CDPT7716/share/ACE_pool_nAMD_CSR_Final/prod/output/t_ae_raw_sq2_AESI4aSEV_SE_MAR2022_nAMD.xls
28APR2022 13:42

POPULATION: Safety-Evaluable Population
ENDPOINT: Requires surgical or medical intervention to prevent permanent loss of sight (Fellow Eye, Severe) throughout the Entire Study
MODEL: Unstratified analysis
STUDY: GM40306 & GM40844
Dichotomous Analysis (Safety)

		Faricimab (N=664)				Aflibercept (N=662)				Faricimab vs. Aflibercept																				Aflibercept vs. Faricimab			
		Patients		Patients with Event		Patients		Patients with Event		Odds Ratio					Absolute Risk Difference					Relative Risk										Relative Risk			
Name	Level	n	%	n	%	n	%	n	%	Odds Ratio		Convergence Reason	95% Lower CL	95% Upper CL	Absolute Risk		Convergence Reason	95% Lower CL	95% Upper CL	Relative Risk		Convergence Reason	95% Lower CL	95% Upper CL	p-value (Cochran-Mantel-Haenszel)	Interaction Test p-value (likelihood ratio)	Relative Risk		Convergence Reason	95% Lower CL	95% Upper CL
All	n/a	664	100,0	2	0,3	662	100,0	3	0,5	0,66		Convergence criterion (GCONV=1E-8) satisfied.	0,11	3,98	-0,002		Algorithm converged.	-0,008	0,005	0,66		Algorithm converged.	0,11	3,96	0,6518		1,50		Algorithm converged.	0,25	8,97
Study	Tenaya	333	50,2	0	0,0	336	50,8	2	0,6		*	Quasi-complete separation of data points detected.				*	ERROR: The mean parameter is either invalid or at a limit of its range for some observations.			0,00		Algorithm converged.	0,00	NE	0,1589	0,0897	>999.99		Algorithm converged.	0,00	NE
	Lucerne	331	49,8	2	0,6	326	49,2	1	0,3	1,98		Convergence criterion (GCONV=1E-8) satisfied.	0,18	21,88	0,003		Algorithm converged.	-0,007	0,013	1,97		Algorithm converged.	0,18	21,62	0,5720		0,51		Algorithm converged.	0,05	5,57

Test for interaction based on RR (Log-binomial regression)
* indicates convergence problem. Result is uninterpretable.
Clinical cut-off: TENAYA 24MAR2022 and LUCERNE 23MAR2022

Program: root/clinical_studies/RO6867461/CDPT7716/share/ACE_pool_nAMD_CSR_Final/prod/program/t_ae_raw.sas
Output: root/clinical_studies/RO6867461/CDPT7716/share/ACE_pool_nAMD_CSR_Final/prod/output/t_ae_raw_sg2_AESI4bSEV_SE_MAR2022_nAMD.xls
28APR2022 13:49

POPULATION: Safety-Evaluable Population
ENDPOINT: Associated with severe intraocular inflammation (Study Eye, Severe) throughout the Entire Study
MODEL: Unstratified analysis
STUDY: GR40306 & GR40844
Dichotomous Analysis (Safety)

		Faricimab (N=664)				Aflibercept (N=662)				Faricimab vs. Aflibercept																		Aflibercept vs. Faricimab			
		Patients		Patients with Event		Patients		Patients with Event		Odds Ratio					Absolute Risk Difference					Relative Risk								Relative Risk				
Name	Level	n	%	n	%	n	%	n	%	Odds Ratio		Convergence Reason	95% Lower CL	95% Upper CL	Absolute Risk		Convergence Reason	95% Lower CL	95% Upper CL	Relative Risk		Convergence Reason	95% Lower CL	95% Upper CL	p-value (Cochran-Mantel-Haenszel)	Interaction Test p-value (likelihood ratio)	Relative Risk		Convergence Reason	95% Lower CL	95% Upper CL
All	n/a	664	100,0	3	0,5	662	100,0	0	0		*	Quasi-complete separation of data points detected.				*	WARNING: The relative Hessian convergence criterion of 33.447892889 is greater than the limit of 0.0001. The convergence is questionable.			NE		Algorithm converged.	NE	NE	0,0835		NE		Algorithm converged.	NE	NE
Study	Tenaya	333	50,2	1	0,3	336	50,8	0	0		*	Quasi-complete separation of data points detected.				*	WARNING: Negative of Hessian not positive definite.			NE		Algorithm converged.	NE	NE	0,3151	1,0000	NE		Algorithm converged.	NE	NE
	Lucerne	331	49,8	2	0,6	326	49,2	0	0		*	Quasi-complete separation of data points detected.				*	WARNING: Negative of Hessian not positive definite.			NE		Algorithm converged.	NE	NE	0,1602		NE		Algorithm converged.	NE	NE

Test for interaction based on RR (Log-binomial regression)
* indicates convergence problem. Result is uninterpretable.
Clinical cut-off: TENAYA 24MAR2022 and LUCERNE 23MAR2022

Program: root/clinical_studies/RO6867461/CDPT7716/share/ACE_pool_nAMD_CSR_Final/prod/program/t_ae_raw.sas
Output: root/clinical_studies/RO6867461/CDPT7716/share/ACE_pool_nAMD_CSR_Final/prod/output/t_ae_raw_sg2_AESI5aSEV_SE_MAR2022_nAMD.xls
28APR2022 13:44

POPULATION: Safety-Evaluable Population
ENDPOINT: Associated with severe intraocular inflammation (Fellow Eye, Severe) throughout the Entire Study
MODEL: Unstratified analysis
STUDY: GR40306 & GR40844
Dichotomous Analysis (Safety)

		Faricimab (N=664)				Aflibercept (N=662)			
		Patients		Patients with Event		Patients		Patients with Event	
Name	Level	n	%	n	%	n	%	n	%
All	n/a	664	100,0	0	0	662	100,0	0	0
Study	Tenaya	333	50,2	0	0	336	50,8	0	0
	Lucerne	331	49,8	0	0	326	49,2	0	0

Test for interaction based on RR (Log-binomial regression)
* indicates convergence problem. Result is uninterpretable.
Clinical cut-off: TENAYA 24MAR2022 and LUCERNE 23MAR2022

Program: root/clinical_studies/RO6867461/CDPT7716/share/ACE_pool_nAMD_CSR_Final/prod/program/t_ae_raw.sas
Output: root/clinical_studies/RO6867461/CDPT7716/share/ACE_pool_nAMD_CSR_Final/prod/output/t_ae_raw_sg2_AESI5bSEV_SE_MAR2022_nAMD.xls
28APR2022 13:51

POPULATION: Safety-Evaluable Population
ENDPOINT: Antiplatelet Trialists' Collaboration (APTC) event (Severe) throughout the Entire Study
MODEL: Unstratified analysis
STUDY: GM40306 & GM40844
Dichotomous Analysis (Safety)

		Faricimab (N=664)				Aflibercept (N=662)				Faricimab vs. Aflibercept														Aflibercept vs. Faricimab			
		Patients		Patients with Event		Patients		Patients with Event		Odds Ratio				Absolute Risk Difference				Relative Risk						Relative Risk			
Name	Level	n	%	n	%	n	%	n	%	Odds Ratio	Convergence Reason	95% Lower CL	95% Upper CL	Absolute Risk	Convergence Reason	95% Lower CL	95% Upper CL	Relative Risk	Convergence Reason	95% Lower CL	95% Upper CL	p-value (Cochran-Mantel-Haenszel)	Interaction Test p-value (likelihood ratio)	Relative Risk	Convergence Reason	95% Lower CL	95% Upper CL
All	n/a	664	100,0	20	3,0	662	100,0	15	2,3	1,34	Convergence criterion (GCONV=1E-8) satisfied.	0,68	2,64	0,007	Algorithm converged.	-0,010	0,025	1,33	Algorithm converged.	0,69	2,57	0,3969		0,75	Algorithm converged.	0,39	1,46
Study	Tenaya	333	50,2	10	3,0	336	50,8	5	1,5	2,05	Convergence criterion (GCONV=1E-8) satisfied.	0,69	6,06	0,015	Algorithm converged.	-0,007	0,038	2,02	Algorithm converged.	0,70	5,84	0,1861	0,2988	0,50	Algorithm converged.	0,17	1,43
	Lucerne	331	49,8	10	3,0	326	49,2	10	3,1	0,98	Convergence criterion (GCONV=1E-8) satisfied.	0,40	2,40	0,000	Algorithm converged.	-0,027	0,026	0,98	Algorithm converged.	0,42	2,33	0,9724		1,02	Algorithm converged.	0,43	2,41

Test for interaction based on RR (Log-binomial regression)
* indicates convergence problem. Result is uninterpretable.
Clinical cut-off: TENAYA 24MAR2022 and LUCERNE 23MAR2022

Program: root/clinical_studies/RO6867461/CDPT7716/share/ACE_pool_nAMD_CSR_Final/prod/program/t_ae_raw.sas
Output: root/clinical_studies/RO6867461/CDPT7716/share/ACE_pool_nAMD_CSR_Final/prod/output/t_ae_raw_sg2_AESI6SEV_SE_MAR2022_nAMD.xls
28APR2022 13:52

POPULATION: Safety-Evaluable Population
ENDPOINT: Cases of potential drug-induced liver injury that include an elevated ALT or AST in combination with either an elevated bilirubin or clinical jaundice (Serious) throughout the Entire Study
MODEL: Unstratified analysis
STUDY: GR40306 & GR40844
Dichotomous Analysis (Safety)

		Faricimab (N=664)				Aflibercept (N=662)			
		Patients		Patients with Event		Patients		Patients with Event	
Name	Level	n	%	n	%	n	%	n	%
All	n/a	664	100,0	0	0	662	100,0	0	0
Study	Tenaya	333	50,2	0	0	336	50,8	0	0
	Lucerne	331	49,8	0	0	326	49,2	0	0

Test for interaction based on RR (Log-binomial regression)
* indicates convergence problem. Result is uninterpretable.
Clinical cut-off: TENAYA 24MAR2022 and LUCERNE 23MAR2022

Program: root/clinical_studies/RO6867461/CDPT7716/share/ACE_pool_nAMD_CSR_Final/prod/program/t_ae_raw.sas
Output: root/clinical_studies/RO6867461/CDPT7716/share/ACE_pool_nAMD_CSR_Final/prod/output/t_ae_raw_sg2_AESI1SER_SE_MAR2022_nAMD.xls
02MAY2022 8:22

POPULATION: Safety-Evaluable Population
ENDPOINT: Suspected transmission of an infectious agent by the study drug (Study Eye, Serious) throughout the Entire Study
MODEL: Unstratified analysis
STUDY: GM40306 & GM40844
Dichotomous Analysis (Safety)

		Faricimab (N=664)				Aflibercept (N=662)				Faricimab vs. Aflibercept																		Aflibercept vs. Faricimab				
		Patients		Patients with Event		Patients		Patients with Event		Odds Ratio				Absolute Risk Difference				Relative Risk										Relative Risk				
Name	Level	n	%	n	%	n	%	n	%	Odds Ratio		Convergence Reason	95% Lower CL	95% Upper CL	Absolute Risk		Convergence Reason	95% Lower CL	95% Upper CL	Relative Risk		Convergence Reason	95% Lower CL	95% Upper CL	p-value (Cochran-Mantel-Haenszel)	Interaction Test p-value (likelihood ratio)	Relative Risk		Convergence Reason	95% Lower CL	95% Upper CL
All	n/a	664	100,0	0	0	662	100,0	1	0,2		*	Quasi-complete separation of data points detected.				*	WARNING: The relative Hessian convergence criterion of 94.504734428 is greater than the limit of 0.0001. The convergence is questionable.			0,00		Algorithm converged.	0,00	NE	0,3166		>999.99		Algorithm converged.	0,00	NE
Study	Tenaya	333	50,2	0	0	336	50,8	0	0,0	NE		NE	NE	NE	NE		NE	NE	NE	NE		NE	NE	NE	NE	NE	NE		NE	NE	NE
	Lucerne	331	49,8	0	0	326	49,2	1	0,3		*	Quasi-complete separation of data points detected.				*	ERROR: The mean parameter is either invalid or at a limit of its range for some observations.			0,00		Algorithm converged.	0,00	NE	0,3136		>999.99		Algorithm converged.	0,00	NE

Test for interaction based on RR (Log-binomial regression)
* indicates convergence problem. Result is uninterpretable.
Clinical cut-off: TENAYA 24MAR2022 and LUCERNE 23MAR2022

Program: root/clinical_studies/RO6867461/CDPT7716/share/ACE_pool_nAMD_CSR_Final/prod/program/t_ae_raw.sas
Output: root/clinical_studies/RO6867461/CDPT7716/share/ACE_pool_nAMD_CSR_Final/prod/output/t_ae_raw_sg2_AESI2aSER_SE_MAR2022_nAMD.xls
28APR2022 13:23

POPULATION: Safety-Evaluable Population
ENDPOINT: Suspected transmission of an infectious agent by the study drug (Fellow Eye, Serious) throughout the Entire Study
MODEL: Unstratified analysis
STUDY: GR40306 & GR40844
Dichotomous Analysis (Safety)

		Faricimab (N=664)				Aflibercept (N=662)			
		Patients		Patients with Event		Patients		Patients with Event	
Name	Level	n	%	n	%	n	%	n	%
All	n/a	664	100,0	0	0	662	100,0	0	0
Study	Tenaya	333	50,2	0	0	336	50,8	0	0
	Lucerne	331	49,8	0	0	326	49,2	0	0

Test for interaction based on RR (Log-binomial regression)
* indicates convergence problem. Result is uninterpretable.
Clinical cut-off: TENAYA 24MAR2022 and LUCERNE 23MAR2022

Program: root/clinical_studies/RO6867461/CDPT7716/share/ACE_pool_nAMD_CSR_Final/prod/program/t_ae_raw.sas
Output: root/clinical_studies/RO6867461/CDPT7716/share/ACE_pool_nAMD_CSR_Final/prod/output/t_ae_raw_sg2_AESI2bSER_SE_MAR2022_nAMD.xls
28APR2022 13:30

POPULATION: Safety-Evaluable Population
ENDPOINT: Causes a decrease of >= 30 letters in VA Score lasting more than 1 hour (Study Eye, Serious) throughout the Entire Study
MODEL: Unstratified analysis
STUDY: GM40306 & GM40844
Dichotomous Analysis (Safety)

		Faricimab (N=664)				Aflibercept (N=662)				Faricimab vs. Aflibercept																	Aflibercept vs. Faricimab			
		Patients		Patients with Event		Patients		Patients with Event		Odds Ratio					Absolute Risk Difference					Relative Risk							Relative Risk			
Name	Level	n	%	n	%	n	%	n	%	Odds Ratio	Convergence Reason	95% Lower CL	95% Upper CL	Absolute Risk	Convergence Reason	95% Lower CL	95% Upper CL	Relative Risk	Convergence Reason	95% Lower CL	95% Upper CL	p-value (Cochran-Mantel-Haenszel)	Interaction Test p-value (likelihood ratio)	Relative Risk	Convergence Reason	95% Lower CL	95% Upper CL
All	n/a	664	100,0	18	2,7	662	100,0	20	3,0	0,89	Convergence criterion (GCONV=1E-8) satisfied.	0,47	1,71	-0,003	Algorithm converged.	-0,021	0,015	0,90	Algorithm converged.	0,48	1,68	0,7350		1,11	Algorithm converged.	0,59	2,09
Study	Tenaya	333	50,2	9	2,7	336	50,8	10	3,0	0,91	Convergence criterion (GCONV=1E-8) satisfied.	0,36	2,26	-0,003	Algorithm converged.	-0,028	0,022	0,91	Algorithm converged.	0,37	2,21	0,8315	0,9699	1,10	Algorithm converged.	0,45	2,68
	Lucerne	331	49,8	9	2,7	326	49,2	10	3,1	0,88	Convergence criterion (GCONV=1E-8) satisfied.	0,35	2,20	-0,003	Algorithm converged.	-0,029	0,022	0,89	Algorithm converged.	0,36	2,13	0,7909		1,13	Algorithm converged.	0,46	2,74

Test for interaction based on RR (Log-binomial regression)
* indicates convergence problem. Result is uninterpretable.
Clinical cut-off: TENAYA 24MAR2022 and LUCERNE 23MAR2022

Program: root/clinical_studies/RO6867461/CDPT7716/share/ACE_pool_nAMD_CSR_Final/prod/program/t_ae_raw.sas
Output: root/clinical_studies/RO6867461/CDPT7716/share/ACE_pool_nAMD_CSR_Final/prod/output/t_ae_raw_sq2_AESI3aSER_SE_MAR2022_nAMD.xls
28APR2022 13:25

POPULATION: Safety-Evaluable Population
ENDPOINT: Causes a decrease of >= 30 letters in VA Score lasting more than 1 hour (Fellow Eye, Serious) throughout the Entire Study
MODEL: Unstratified analysis
STUDY: GM40306 & GM40844
Dichotomous Analysis (Safety)

		Faricimab (N=664)				Aflibercept (N=662)				Faricimab vs. Aflibercept															Aflibercept vs. Faricimab				
		Patients		Patients with Event		Patients		Patients with Event		Odds Ratio				Absolute Risk Difference				Relative Risk							Relative Risk				
Name	Level	n	%	n	%	n	%	n	%	Odds Ratio	Convergence Reason	95% Lower CL	95% Upper CL	Absolute Risk	Convergence Reason	95% Lower CL	95% Upper CL	Relative Risk	Convergence Reason	95% Lower CL	95% Upper CL	p-value (Cochran-Mantel-Haenszel)	Interaction Test p-value (likelihood ratio)	Relative Risk	Convergence Reason	95% Lower CL	95% Upper CL
All	n/a	664	100,0	10	1,5	662	100,0	13	2,0	0,78	Convergence criterion (GCONV=1E-8) satisfied.	0,33	1,75	-0,005	Algorithm converged.	-0,019	0,009	0,77	Algorithm converged.	0,34	1,74	0,5234		1,30	Algorithm converged.	0,58	2,95
Study	Tenaya	333	50,2	3	0,9	336	50,8	7	2,1	0,43	Convergence criterion (GCONV=1E-8) satisfied.	0,11	1,67	-0,012	Algorithm converged.	-0,030	0,007	0,43	Algorithm converged.	0,11	1,66	0,2079	0,2566	2,31	Algorithm converged.	0,60	8,87
	Lucerne	331	49,8	7	2,1	326	49,2	6	1,8	1,15	Convergence criterion (GCONV=1E-8) satisfied.	0,38	3,47	0,003	Algorithm converged.	-0,019	0,024	1,13	Algorithm converged.	0,39	3,38	0,8009		0,87	Algorithm converged.	0,30	2,56

Test for interaction based on RR (Log-binomial regression)
* indicates convergence problem. Result is uninterpretable.
Clinical cut-off: TENAYA 24MAR2022 and LUCERNE 23MAR2022

Program: root/clinical_studies/RO6867461/CDPT7716/share/ACE_pool_nAMD_CSR_Final/prod/program/t_ae_raw.sas
Output: root/clinical_studies/RO6867461/CDPT7716/share/ACE_pool_nAMD_CSR_Final/prod/output/t_ae_raw_sq2_AESI3bSER_SE_MAR2022_nAMD.xls
28APR2022 13:32

POPULATION: Safety-Evaluable Population
ENDPOINT: Requires surgical or medical intervention to prevent permanent loss of sight (Study Eye, Serious) throughout the Entire Study
MODEL: Unstratified analysis
STUDY: GM40306 & GM40844
Dichotomous Analysis (Safety)

		Faricimab (N=664)				Aflibercept (N=662)				Faricimab vs. Aflibercept														Aflibercept vs. Faricimab			
		Patients		Patients with Event		Patients		Patients with Event		Odds Ratio				Absolute Risk Difference				Relative Risk						Relative Risk			
Name	Level	n	%	n	%	n	%	n	%	Odds Ratio	Convergence Reason	95% Lower CL	95% Upper CL	Absolute Risk	Convergence Reason	95% Lower CL	95% Upper CL	Relative Risk	Convergence Reason	95% Lower CL	95% Upper CL	p-value (Cochran-Mantel-Haenszel)	Interaction Test p-value (likelihood ratio)	Relative Risk	Convergence Reason	95% Lower CL	95% Upper CL
All	n/a	664	100,0	4	0,6	662	100,0	5	0,8	0,80	Convergence criterion (GCONV=1E-8) satisfied.	0,21	2,98	-0,002	Algorithm converged.	-0,010	0,007	0,80	Algorithm converged.	0,22	2,96	0,7347		1,25	Algorithm converged.	0,34	4,65
Study	Tenaya	333	50,2	2	0,6	336	50,8	2	0,6	1,01	Convergence criterion (GCONV=1E-8) satisfied.	0,14	7,21	0,000	Algorithm converged.	-0,012	0,012	1,01	Algorithm converged.	0,14	7,12	0,9928	0,7497	0,99	Algorithm converged.	0,14	6,99
	Lucerne	331	49,8	2	0,6	326	49,2	3	0,9	0,65	Convergence criterion (GCONV=1E-8) satisfied.	0,11	3,94	-0,003	Algorithm converged.	-0,016	0,010	0,66	Algorithm converged.	0,11	3,90	0,6415		1,52	Algorithm converged.	0,26	9,06

Test for interaction based on RR (Log-binomial regression)
* indicates convergence problem. Result is uninterpretable.
Clinical cut-off: TENAYA 24MAR2022 and LUCERNE 23MAR2022

Program: root/clinical_studies/RO6867461/CDPT7716/share/ACE_pool_nAMD_CSR_Final/prod/program/t_ae_raw.sas
Output: root/clinical_studies/RO6867461/CDPT7716/share/ACE_pool_nAMD_CSR_Final/prod/output/t_ae_raw_sq2_AESI4aSER_SE_MAR2022_nAMD.xls
28APR2022 13:27

POPULATION: Safety-Evaluable Population
ENDPOINT: Requires surgical or medical intervention to prevent permanent loss of sight (Fellow Eye, Serious) throughout the Entire Study
MODEL: Unstratified analysis
STUDY: GM40306 & GM40844
Dichotomous Analysis (Safety)

		Faricimab (N=664)				Aflibercept (N=662)				Faricimab vs. Aflibercept																		Aflibercept vs. Faricimab				
		Patients		Patients with Event		Patients		Patients with Event		Odds Ratio				Absolute Risk Difference					Relative Risk									Relative Risk				
Name	Level	n	%	n	%	n	%	n	%	Odds Ratio		Convergence Reason	95% Lower CL	95% Upper CL	Absolute Risk		Convergence Reason	95% Lower CL	95% Upper CL	Relative Risk		Convergence Reason	95% Lower CL	95% Upper CL	p-value (Cochran-Mantel-Haenszel)	Interaction Test p-value (likelihood ratio)	Relative Risk		Convergence Reason	95% Lower CL	95% Upper CL
All	n/a	664	100,0	4	0,6	662	100,0	4	0,6	1,00		Convergence criterion (GCONV=1E-8) satisfied.	0,25	4,00	0,000		Algorithm converged.	-0,008	0,008	1,00		Algorithm converged.	0,25	3,97	0,9966		1,00		Algorithm converged.	0,25	3,99
Study	Tenaya	333	50,2	1	0,3	336	50,8	3	0,9	0,33		Convergence criterion (GCONV=1E-8) satisfied.	0,03	3,23	-0,006		Algorithm converged.	-0,018	0,006	0,34		Algorithm converged.	0,04	3,22	0,3206	0,1515	2,97		Algorithm converged.	0,31	28,44
	Lucerne	331	49,8	3	0,9	326	49,2	1	0,3	2,97		Convergence criterion (GCONV=1E-8) satisfied.	0,31	28,72	0,006		Algorithm converged.	-0,006	0,018	2,95		Algorithm converged.	0,31	28,26	0,3236		0,34		Algorithm converged.	0,04	3,24

Test for interaction based on RR (Log-binomial regression)
* indicates convergence problem. Result is uninterpretable.
Clinical cut-off: TENAYA 24MAR2022 and LUCERNE 23MAR2022

Program: root/clinical_studies/RO6867461/CDPT7716/share/ACE_pool_nAMD_CSR_Final/prod/program/t_ae_raw.sas
Output: root/clinical_studies/RO6867461/CDPT7716/share/ACE_pool_nAMD_CSR_Final/prod/output/t_ae_raw_sq2_AESI4bSER_SE_MAR2022_nAMD.xls
28APR2022 13:33

POPULATION: Safety-Evaluable Population
ENDPOINT: Associated with severe intraocular inflammation (Study Eye, Serious) throughout the Entire Study
MODEL: Unstratified analysis
STUDY: GM40306 & GM40844
Dichotomous Analysis (Safety)

		Faricimab (N=664)				Aflibercept (N=662)				Faricimab vs. Aflibercept															Aflibercept vs. Faricimab				
		Patients		Patients with Event		Patients		Patients with Event		Odds Ratio				Absolute Risk Difference				Relative Risk							Relative Risk				
Name	Level	n	%	n	%	n	%	n	%	Odds Ratio	Convergence Reason	95% Lower CL	95% Upper CL	Absolute Risk	Convergence Reason	95% Lower CL	95% Upper CL	Relative Risk	Convergence Reason	95% Lower CL	95% Upper CL	p-value (Cochran-Mantel-Haenszel)	Interaction Test p-value (likelihood ratio)	Relative Risk	Convergence Reason	95% Lower CL	95% Upper CL
All	n/a	664	100,0	3	0,5	662	100,0	2	0,3	1,50	Convergence criterion (GCONV=1E-8) satisfied.	0,25	8,99	0,001	Algorithm converged.	-0,005	0,008	1,50	Algorithm converged.	0,25	8,92	0,6567		0,67	Algorithm converged.	0,11	3,99
Study	Tenaya	333	50,2	1	0,3	336	50,8	1	0,3	1,01	Convergence criterion (GCONV=1E-8) satisfied.	0,06	16,20	0,000	Algorithm converged.	-0,008	0,008	1,01	Algorithm converged.	0,06	16,06	0,9949	0,7191	0,99	Algorithm converged.	0,06	15,78
	Lucerne	331	49,8	2	0,6	326	49,2	1	0,3	1,98	Convergence criterion (GCONV=1E-8) satisfied.	0,18	21,89	0,003	Algorithm converged.	-0,007	0,013	1,97	Algorithm converged.	0,18	21,62	0,5720		0,51	Algorithm converged.	0,05	5,57

Test for interaction based on RR (Log-binomial regression)
* indicates convergence problem. Result is uninterpretable.
Clinical cut-off: TENAYA 24MAR2022 and LUCERNE 23MAR2022

Program: root/clinical_studies/RO6867461/CDPT7716/share/ACE_pool_nAMD_CSR_Final/prod/program/t_ae_raw.sas
Output: root/clinical_studies/RO6867461/CDPT7716/share/ACE_pool_nAMD_CSR_Final/prod/output/t_ae_raw_sq2_AESI5aSER_SE_MAR2022_nAMD.xls
28APR2022 13:28

POPULATION: Safety-Evaluable Population
ENDPOINT: Associated with severe intraocular inflammation (Fellow Eye, Serious) throughout the Entire Study
MODEL: Unstratified analysis
STUDY: GR40306 & GR40844
Dichotomous Analysis (Safety)

		Faricimab (N=664)				Aflibercept (N=662)			
		Patients		Patients with Event		Patients		Patients with Event	
Name	Level	n	%	n	%	n	%	n	%
All	n/a	664	100,0	0	0	662	100,0	0	0
Study	Tenaya	333	50,2	0	0	336	50,8	0	0
	Lucerne	331	49,8	0	0	326	49,2	0	0

Test for interaction based on RR (Log-binomial regression)
* indicates convergence problem. Result is uninterpretable.
Clinical cut-off: TENAYA 24MAR2022 and LUCERNE 23MAR2022

Program: root/clinical_studies/RO6867461/CDPT7716/share/ACE_pool_nAMD_CSR_Final/prod/program/t_ae_raw.sas
Output: root/clinical_studies/RO6867461/CDPT7716/share/ACE_pool_nAMD_CSR_Final/prod/output/t_ae_raw_sg2_AESI5bSER_SE_MAR2022_nAMD.xls
28APR2022 13:35

POPULATION: Safety-Evaluable Population
ENDPOINT: Antiplatelet Trialists' Collaboration (APTC) event (Serious) throughout the Entire Study
MODEL: Unstratified analysis
STUDY: GM40306 & GM40844
Dichotomous Analysis (Safety)

		Faricimab (N=664)				Aflibercept (N=662)				Faricimab vs. Aflibercept																Aflibercept vs. Faricimab				
		Patients		Patients with Event		Patients		Patients with Event		Odds Ratio					Absolute Risk Difference				Relative Risk							Relative Risk				
Name	Level	n	%	n	%	n	%	n	%	Odds Ratio	Convergence Reason	95% Lower CL	95% Upper CL	Absolute Risk	Convergence Reason	95% Lower CL	95% Upper CL	Relative Risk	Convergence Reason	95% Lower CL	95% Upper CL	p-value (Cochran-Mantel-Haenszel)	Interaction Test p-value (likelihood ratio)	Relative Risk	Convergence Reason	95% Lower CL	95% Upper CL
All	n/a	664	100,0	22	3,3	662	100,0	19	2,9	1,16	Convergence criterion (GCONV=1E-8) satisfied.	0,62	2,16	0,004	Algorithm converged.	-0,014	0,023	1,15	Algorithm converged.	0,63	2,11	0,6413		0,87	Algorithm converged.	0,47	1,59
Study	Tenaya	333	50,2	11	3,3	336	50,8	8	2,4	1,40	Convergence criterion (GCONV=1E-8) satisfied.	0,56	3,53	0,009	Algorithm converged.	-0,016	0,034	1,39	Algorithm converged.	0,57	3,41	0,4730	0,5803	0,72	Algorithm converged.	0,29	1,77
	Lucerne	331	49,8	11	3,3	326	49,2	11	3,4	0,98	Convergence criterion (GCONV=1E-8) satisfied.	0,42	2,30	-0,001	Algorithm converged.	-0,028	0,027	0,98	Algorithm converged.	0,43	2,24	0,9713		1,02	Algorithm converged.	0,45	2,31

Test for interaction based on RR (Log-binomial regression)
* indicates convergence problem. Result is uninterpretable.
Clinical cut-off: TENAYA 24MAR2022 and LUCERNE 23MAR2022

Program: root/clinical_studies/RO6867461/CDPT7716/share/ACE_pool_nAMD_CSR_Final/prod/program/t_ae_raw.sas
Output: root/clinical_studies/RO6867461/CDPT7716/share/ACE_pool_nAMD_CSR_Final/prod/output/t_ae_raw_sq2_AESIGSER_SE_MAR2022_nAMD.xls
28APR2022 13:36

POPULATION: Intent-To-Treat Population
ENDPOINT: --
MODEL: descriptive
STUDY: GR40306 & GR40844
Follow-up by endpoint and arm throughout the Entire Study

	Faricimab (N=665)	Aflibercept (N=664)
Study duration (weeks)		
n	665	664
Median	112,29	112,14
PRO (NEI VFQ-25) (weeks)		
n	665	662
Median	112,29	112,14

Follow-up times are calculated as:
Study duration: min(End of Study Date, Clinical cut-off) - Randomization Date + 1.
PRO (NEI VFQ-25): Last Date of answered questionnaire - Randomization Date + 1.
Clinical cut-off: TENAYA 24MAR2022 and LUCERNE 23MAR2022

Program: root/clinical_studies/RO6867461/CDPT7716/share/ACE_pool_nAMD_Base/prod/program/t_fu.sas
Output: root/clinical_studies/RO6867461/CDPT7716/share/ACE_pool_nAMD_CSR_Final/prod/output/t_fu_IT_MAR2022_nAMD.xls
28APR2022 11:31

POPULATION: TENAYA, Intent-To-Treat Population
ENDPOINT: --
MODEL: descriptive
STUDY: GR40306 & GR40844
Study Duration

	Faricimab (N=334)	Aflibercept (N=337)
Study duration (weeks)		
n	334	337
Median	112,29	112,29

Study duration: min(End of Study Date, Clinical cut-off) - Randomization Date + 1.
Clinical cut-off: TENAYA 24MAR2022 and LUCERNE 23MAR2022

Program: root/clinical_studies/RO6867461/CDPT7716/share/ACE_pool_nAMD_Base/prod/program/t_dur.sas
Output: root/clinical_studies/RO6867461/CDPT7716/share/ACE_pool_nAMD_CSR_Final/prod/output/t_dur_IT_TENAYA_MAR2022_nAMD.xls
19SEP2022 12:23

POPULATION: LUCERNE, Intent-To-Treat Population
ENDPOINT: --
MODEL: descriptive
STUDY: GR40306 & GR40844
Study Duration

	Faricimab (N=331)	Aflibercept (N=327)
Study duration (weeks)		
n	331	327
Median	112,29	112,14

Study duration: min(End of Study Date, Clinical cut-off) - Randomization Date + 1.
Clinical cut-off: TENAYA 24MAR2022 and LUCERNE 23MAR2022

Program: root/clinical_studies/RO6867461/CDPT7716/share/ACE_pool_nAMD_Base/prod/program/t_dur.sas
Output: root/clinical_studies/RO6867461/CDPT7716/share/ACE_pool_nAMD_CSR_Final/prod/output/t_dur_IT_LUCERNE_MAR2022_nAMD.xls
19SEP2022 12:24

POPULATION: Safety-Evaluable Population
ENDPOINT: --
MODEL: descriptive
STUDY: GR40306 & GR40844
Follow-up by endpoint and arm throughout the Entire Study

	Faricimab (N=664)	Aflibercept (N=662)
Exposure to Treatment (weeks)		
n	664	662
Median	108,14	108,14

Follow-up times are calculated as:
Exposure to Treatment: Treatment End Date - Treatment Start Date + 1.
Clinical cut-off: TENAYA 24MAR2022 and LUCERNE 23MAR2022

Program: root/clinical_studies/RO6867461/CDPT7716/share/ACE_pool_nAMD_Base/prod/program/t_fu.sas
Output: root/clinical_studies/RO6867461/CDPT7716/share/ACE_pool_nAMD_CSR_Final/prod/output/t_fu_SE_MAR2022_nAMD.xls
28APR2022 11:32

POPULATION: Intent-To-Treat Population
ENDPOINT: Disposition of Patients per Arm throughout the Entire Study
MODEL: descriptive
STUDY: GR40306 & GR40844

	Faricimab (N=665)	Aflibercept (N=664)
Discontinued Study	94 (14.1%)	100 (15.1%)
Adverse event	9 (1.4%)	13 (2.0%)
Death	23 (3.5%)	21 (3.2%)
Lack of efficacy	3 (0.5%)	1 (0.2%)
Lost to follow-up	8 (1.2%)	11 (1.7%)
Other	3 (0.5%)	5 (0.8%)
Physician decision	6 (0.9%)	9 (1.4%)
Protocol deviation	1 (0.2%)	1 (0.2%)
Withdrawal by subject	41 (6.2%)	39 (5.9%)
Discontinued Treatment	109 (16.4%)	104 (15.7%)
Adverse event	26 (3.9%)	17 (2.6%)
Death	23 (3.5%)	21 (3.2%)
Lack of efficacy	3 (0.5%)	2 (0.3%)
Lost to follow-up	8 (1.2%)	11 (1.7%)
Other	2 (0.3%)	4 (0.6%)
Physician decision	4 (0.6%)	8 (1.2%)
Protocol deviation	2 (0.3%)	1 (0.2%)
Withdrawal by subject	41 (6.2%)	40 (6.0%)

Clinical cut-off: TENAYA 24MAR2022 and LUCERNE 23MAR2022

Program: root/clinical_studies/RO6867461/CDPT7716/share/ACE_pool_nAMD_Base/prod/program/t_ds.sas
Output: root/clinical_studies/RO6867461/CDPT7716/share/ACE_pool_nAMD_CSR_Final/prod/output/t_ds_IT_MAR2022_nAMD.xls
28APR2022 11:32

POPULATION: Intent-To-Treat Population, TENAYA
ENDPOINT: Disposition of Patients per Arm throughout the Entire Study
MODEL: descriptive
STUDY: GR40306 & GR40844

Status / Primary Reason for Discontinuation	Faricimab (N=334)	Aflibercept (N=337)	All (N=671)
Number of Patients Randomized	334 (100.0%)	337 (100.0%)	671 (100.0%)
Number of Patients Treated	333 (99.7%)	336 (99.7%)	669 (99.7%)
Discontinued Study Treatment in Study Eye*			
Total	63 (18.9%)	45 (13.4%)	108 (16.1%)
Adverse Event	12 (3.6%)	9 (2.7%)	21 (3.1%)
Pregnancy	0	0	0
Death	13 (3.9%)	7 (2.1%)	20 (3.0%)
Lack of Efficacy	2 (0.6%)	0	2 (0.3%)
Lost To Follow-up	7 (2.1%)	8 (2.4%)	15 (2.2%)
Protocol Deviation	1 (0.3%)	0	1 (0.1%)
Withdrawal by Subject	24 (7.2%)	17 (5.1%)	41 (6.1%)
Study Terminated By Sponsor	0	0	0
Physician decision	3 (0.9%)	1 (0.3%)	4 (0.6%)
Other	1 (0.3%)	3 (0.9%)	4 (0.6%)
Discontinued Study**			
Total	60 (18.0%)	46 (13.6%)	106 (15.8%)
Adverse Event	6 (1.8%)	8 (2.4%)	14 (2.1%)
Pregnancy	0	0	0
Death	13 (3.9%)	7 (2.1%)	20 (3.0%)
Lack of Efficacy	2 (0.6%)	0	2 (0.3%)
Lost To Follow-up	7 (2.1%)	8 (2.4%)	15 (2.2%)
Protocol Deviation	0	0	0
Withdrawal by Subject	25 (7.5%)	17 (5.0%)	42 (6.3%)
Study Terminated By Sponsor	0	0	0
Physician decision	5 (1.5%)	2 (0.6%)	7 (1.0%)
Other	2 (0.6%)	4 (1.2%)	6 (0.9%)

* Percentages are based on number of patients treated.
**Percentages are based on number of patients randomized.
Clinical cut-off: TENAYA 24MAR2022 and LUCERNE 23MAR2022

Program: root/clinical_studies/RO6867461/CDPT7716/share/ACE_pool_nAMD_CSR_Final/prod/program/t_ds2.sas
Output: root/clinical_studies/RO6867461/CDPT7716/share/ACE_pool_nAMD_CSR_Final/prod/output/t_ds2_TENAYA_IT_MAR2022_nAMD.xls
25AUG2022 12:15

POPULATION: Intent-To-Treat Population, LUCERNE
ENDPOINT: Disposition of Patients per Arm throughout the Entire Study
MODEL: descriptive
STUDY: GR40306 & GR40844

Status / Primary Reason for Discontinuation	Faricimab (N=331)	Aflibercept (N=327)	All (N=658)
Number of Patients Randomized	331 (100.0%)	327 (100.0%)	658 (100.0%)
Number of Patients Treated	331 (100.0%)	326 (99.7%)	657 (99.8%)
Discontinued Study Treatment in Study Eye*			
Total	46 (13.9%)	59 (18.1%)	105 (16.0%)
Adverse Event	14 (4.2%)	8 (2.5%)	22 (3.3%)
Pregnancy	0	0	0
Death	10 (3.0%)	14 (4.3%)	24 (3.7%)
Lack of Efficacy	1 (0.3%)	2 (0.6%)	3 (0.5%)
Lost To Follow-up	1 (0.3%)	3 (0.9%)	4 (0.6%)
Protocol Deviation	1 (0.3%)	1 (0.3%)	2 (0.3%)
Withdrawal by Subject	17 (5.1%)	23 (7.1%)	40 (6.1%)
Study Terminated By Sponsor	0	0	0
Physician decision	1 (0.3%)	7 (2.1%)	8 (1.2%)
Other	1 (0.3%)	1 (0.3%)	2 (0.3%)
Discontinued Study**			
Total	34 (10.3%)	54 (16.5%)	88 (13.4%)
Adverse Event	3 (0.9%)	5 (1.5%)	8 (1.2%)
Pregnancy	0	0	0
Death	10 (3.0%)	14 (4.3%)	24 (3.6%)
Lack of Efficacy	1 (0.3%)	1 (0.3%)	2 (0.3%)
Lost To Follow-up	1 (0.3%)	3 (0.9%)	4 (0.6%)
Protocol Deviation	1 (0.3%)	1 (0.3%)	2 (0.3%)
Withdrawal by Subject	16 (4.8%)	22 (6.7%)	38 (5.8%)
Study Terminated By Sponsor	0	0	0
Physician decision	1 (0.3%)	7 (2.1%)	8 (1.2%)
Other	1 (0.3%)	1 (0.3%)	2 (0.3%)

* Percentages are based on number of patients treated.
**Percentages are based on number of patients randomized.
Clinical cut-off: TENAYA 24MAR2022 and LUCERNE 23MAR2022

Program: root/clinical_studies/RO6867461/CDPT7716/share/ACE_pool_nAMD_CSR_Final/prod/program/t_ds2.sas
Output: root/clinical_studies/RO6867461/CDPT7716/share/ACE_pool_nAMD_CSR_Final/prod/output/t_ds2_LUCERNE_IT_MAR2022_nAMD.xls
25AUG2022 12:16

POPULATION: Intent-To-Treat Population
ENDPOINT: --
MODEL: descriptive
STUDY: GR40306 & GR40844
Baseline Demographics

	Faricimab (N=665)	Aflibercept (N=664)
Region		
n	665	664
United States and Canada	317 (47.7%)	316 (47.6%)
Rest of the World	287 (43.2%)	289 (43.5%)
Asia	61 (9.2%)	59 (8.9%)
Age (years)		
n	665	664
Mean (SD)	75.4 (8.5)	76.4 (8.7)
Median	76	77
Min - Max	50 - 99	50 - 95
Age group (years)		
n	665	664
<75	286 (43.0%)	255 (38.4%)
>=75	379 (57.0%)	409 (61.6%)
<65	64 (9.6%)	63 (9.5%)
>=65 - <75	222 (33.4%)	192 (28.9%)
>=75 - <85	288 (43.3%)	281 (42.3%)
>=85	91 (13.7%)	128 (19.3%)
Sex		
n	665	664
Female	395 (59.4%)	399 (60.1%)
Male	270 (40.6%)	265 (39.9%)
Ethnicity		
n	665	664
Not Hispanic or Latino	591 (88.9%)	583 (87.8%)

Hispanic or Latino	60 (9.0%)	71 (10.7%)
Unknown	7 (1.1%)	5 (0.8%)
Not Stated	7 (1.1%)	5 (0.8%)
Race		
n	665	664
White	581 (87.4%)	572 (86.1%)
Asian	64 (9.6%)	62 (9.3%)
Japanese	26 (40.6%)	27 (43.5%)
Korean	17 (26.6%)	19 (30.6%)
Taiwanese	11 (17.2%)	8 (12.9%)
Chinese	8 (12.5%)	6 (9.7%)
Other Asian	1 (1.6%)	2 (3.2%)
Asian Indian	1 (1.6%)	0
Unknown	15 (2.3%)	19 (2.9%)
Black or African American	2 (0.3%)	8 (1.2%)
American Indian or Alaska Native	2 (0.3%)	2 (0.3%)
Multiple	1 (0.2%)	1 (0.2%)

Age at randomization.
Clinical cut-off: TENAYA 24MAR2022 and LUCERNE 23MAR2022

Program: root/clinical_studies/RO6867461/CDPT7716/share/ACE_pool_nAMD_Base/prod/program/t_dm.sas
Output: root/clinical_studies/RO6867461/CDPT7716/share/ACE_pool_nAMD_CSR_Final/prod/output/t_dm_IT_MAR2022_nAMD.xls
28APR2022 11:34

POPULATION: Intent-To-Treat Population, TENAYA
ENDPOINT: --
MODEL: descriptive
STUDY: GR40306 & GR40844
Baseline Demographics

	Faricimab (N=334)	Aflibercept (N=337)
Region		
n	334	337
United States and Canada	182 (54.5%)	184 (54.6%)
Rest of the World	126 (37.7%)	127 (37.7%)
Asia	26 (7.8%)	26 (7.7%)
Age (years)		
n	334	337
Mean (SD)	75.9 (8.6)	76.8 (8.8)
Median	77	77
Min - Max	50 - 99	51 - 95
Age group (years)		
n	334	337
<75	130 (38.9%)	124 (36.8%)
>=75	204 (61.1%)	213 (63.2%)
<65	34 (10.2%)	30 (8.9%)
>=65 - <75	96 (28.7%)	94 (27.9%)
>=75 - <85	157 (47.0%)	144 (42.7%)
>=85	47 (14.1%)	69 (20.5%)
Sex		
n	334	337
Female	191 (57.2%)	211 (62.6%)
Male	143 (42.8%)	126 (37.4%)
Ethnicity		
n	334	337
Not Hispanic or Latino	304 (91.0%)	309 (91.7%)

Hispanic or Latino	25 (7.5%)	25 (7.4%)
Unknown	2 (0.6%)	2 (0.6%)
Not Stated	3 (0.9%)	1 (0.3%)
Race		
n	334	337
White	303 (90.7%)	302 (89.6%)
Asian	26 (7.8%)	28 (8.3%)
Japanese	26 (100%)	27 (96.4%)
Other Asian	0	1 (3.6%)
Unknown	3 (0.9%)	2 (0.6%)
American Indian or Alaska Native	1 (0.3%)	2 (0.6%)
Black or African American	0	3 (0.9%)
Multiple	1 (0.3%)	0

Age at randomization.
Clinical cut-off: TENAYA 24MAR2022 and LUCERNE 23MAR2022

Program: root/clinical_studies/RO6867461/CDPT7716/share/ACE_pool_nAMD_Base/prod/program/t_dm.sas
Output: root/clinical_studies/RO6867461/CDPT7716/share/ACE_pool_nAMD_CSR_Final/prod/output/t_dm_TENAYA_IT_MAR2022_nAMD.xls
08AUG2022 6:54

POPULATION: Intent-To-Treat Population, LUCERNE
ENDPOINT: --
MODEL: descriptive
STUDY: GR40306 & GR40844
Baseline Demographics

	Faricimab (N=331)	Aflibercept (N=327)
Region		
n	331	327
Rest of the World	161 (48.6%)	162 (49.5%)
United States and Canada	135 (40.8%)	132 (40.4%)
Asia	35 (10.6%)	33 (10.1%)
Age (years)		
n	331	327
Mean (SD)	74.8 (8.4)	76.1 (8.6)
Median	75	76
Min - Max	50 - 95	50 - 95
Age group (years)		
n	331	327
<75	156 (47.1%)	131 (40.1%)
>=75	175 (52.9%)	196 (59.9%)
<65	30 (9.1%)	33 (10.1%)
>=65 - <75	126 (38.1%)	98 (30.0%)
>=75 - <85	131 (39.6%)	137 (41.9%)
>=85	44 (13.3%)	59 (18.0%)
Sex		
n	331	327
Female	204 (61.6%)	188 (57.5%)
Male	127 (38.4%)	139 (42.5%)
Ethnicity		
n	331	327
Not Hispanic or Latino	287 (86.7%)	274 (83.8%)

Hispanic or Latino	35 (10.6%)	46 (14.1%)
Unknown	5 (1.5%)	3 (0.9%)
Not Stated	4 (1.2%)	4 (1.2%)
Race		
n	331	327
White	278 (84.0%)	270 (82.6%)
Asian	38 (11.5%)	34 (10.4%)
Korean	17 (44.7%)	19 (55.9%)
Taiwanese	11 (28.9%)	8 (23.5%)
Chinese	8 (21.1%)	6 (17.6%)
Other Asian	1 (2.6%)	1 (2.9%)
Asian Indian	1 (2.6%)	0
Unknown	12 (3.6%)	17 (5.2%)
Black or African American	2 (0.6%)	5 (1.5%)
American Indian or Alaska Native	1 (0.3%)	0
Multiple	0	1 (0.3%)

Age at randomization.
Clinical cut-off: TENAYA 24MAR2022 and LUCERNE 23MAR2022

Program: root/clinical_studies/RO6867461/CDPT7716/share/ACE_pool_nAMD_Base/prod/program/t_dm.sas
Output: root/clinical_studies/RO6867461/CDPT7716/share/ACE_pool_nAMD_CSR_Final/prod/output/t_dm_LUCERNE_IT_MAR2022_nAMD.xls
08AUG2022 6:55

POPULATION: Intent-To-Treat Population
ENDPOINT: --
MODEL: descriptive
STUDY: GR40306 & GR40844
Baseline Ocular Characteristics in the Study Eye

	Faricimab (N=665)	Aflibercept (N=664)
Study Eye		
n	665	664
Right	334 (50.2%)	348 (52.4%)
Left	331 (49.8%)	316 (47.6%)
Bilateral Eligibility		
n	20	17
Eye with worse BCVA selected	12 (1.8%)	15 (2.3%)
Eye with better BCVA selected	8 (1.2%)	2 (0.3%)
No difference in BCVA between eyes	0	0
Months since AMD diagnosis		
n	631	638
Mean (SD)	2.4 (10.8)	1.4 (3.7)
Median	0,6	0,7
Min - Max	0 - 187	0 - 51
Unknown	34	26
Time since AMD diagnosis categories		
n	665	664
0-10 days	139 (20.9%)	126 (19.0%)
10-31 days	330 (49.6%)	328 (49.4%)
1-3 months	101 (15.2%)	138 (20.8%)
4-6 months	32 (4.8%)	23 (3.5%)
>6 months	29 (4.4%)	23 (3.5%)
Unknown	34 (5.1%)	26 (3.9%)
BCVA (letters)		
n	665	664
Mean (SD)	60.0 (13.3)	60.2 (13.1)
Median	63	63
Min - Max	24 - 78	24 - 78
Missing/Invalid	0	0
BCVA (letters) categories		
n	665	664
>= 74 (20/32 or better)	92 (13.8%)	91 (13.7%)
73 - 55 (between 20/40 and 20/80)	381 (57.3%)	384 (57.8%)
<= 54 (20/80 or worse)	192 (28.9%)	189 (28.5%)
Missing/Invalid	0	0
Low-Luminance Visual Acuity (letters)		
n	658	660
Mean (SD)	34.8 (16.0)	34.2 (16.6)
Median	33	33,5
Min - Max	0 - 78	0 - 74
Missing/Not Done	7	4
Low-Luminance Deficit (letters)		
n	658	660
Mean (SD)	25.1 (12.7)	25.9 (13.3)
Median	24	24
Min - Max	-24 - 66	-49 - 73
Missing/Not Done	7	4
Low-Luminance Deficit (letters) categories		

<33	474 (71.3%)	469 (70.6%)
>=33	184 (27.7%)	191 (28.8%)
Missing/Invalid	7 (1.1%)	4 (0.6%)
Intraocular pressure (mmHg)		
n	665	664
Mean (SD)	15.0 (2.9)	14.9 (3.0)
Median	15	15
Min - Max	6 - 24	6 - 25
Lens Status		
n	665	664
Phakic	384 (57.7%)	371 (55.9%)
Pseudophakic	281 (42.3%)	293 (44.1%)
Aphakic	0	0
Other	0	0
CST(ILM-BM) (microns)		
n	655	657
Mean (SD)	488.3 (186.8)	471.8 (171.5)
Median	434	429
Min - Max	175 - 1335	201 - 1226
Missing/Not Done	10	7
CST(ILM-RPE) (microns)		
n	655	655
Mean (SD)	356.8 (122.1)	357.5 (119.4)
Median	329	333
Min - Max	124 - 1011	148 - 1158
Missing/Not Done	10	9
Absence of IRF		
n	653	659
Yes	365 (54.9%)	348 (52.4%)
No	288 (43.3%)	311 (46.8%)
Absence of SRF		
n	657	657
Yes	220 (33.1%)	210 (31.6%)
No	437 (65.7%)	447 (67.3%)
Absence of PED		
n	657	660
Yes	53 (8.0%)	54 (8.1%)
No	604 (90.8%)	606 (91.3%)
CNV Location by FFA		
n	665	664
Subfoveal	410 (61.7%)	377 (56.8%)
Juxtafoveal	161 (24.2%)	172 (25.9%)
Extrafoveal	83 (12.5%)	98 (14.8%)
Missing/Not Done	11 (1.7%)	17 (2.6%)
CNV Lesion Type by FFA		
n	665	664
Occult	348 (52.3%)	313 (47.1%)
Classic	182 (27.4%)	182 (27.4%)
Minimally Classic	62 (9.3%)	61 (9.2%)
RAP	28 (4.2%)	42 (6.3%)
Predominantly Classic	23 (3.5%)	35 (5.3%)
Missing/Not Done	11 (1.7%)	17 (2.6%)
PCV	11 (1.7%)	14 (2.1%)
Total Area of CNV lesion by FFA (mm2)		
n	658	650
Mean (SD)	4.7 (4.8)	4.4 (4.2)
Median	3,2	3,2

Min - Max	0 - 35	0 - 24
Missing/Not Done	7	14
CNV Type by OCT-A		
n	127	108
Type 1	69 (54.3%)	51 (47.2%)
Type 2	12 (9.4%)	10 (9.3%)
Type 3	2 (1.6%)	5 (4.6%)
Mixed	44 (34.6%)	42 (38.9%)
Polypoidal	0	0
PCV status per ICGA		
n	167	144
Yes	8 (4.8%)	8 (5.6%)
No	159 (95.2%)	136 (94.4%)
Evidence of RAP by ICGA		
n	167	143
Yes	18 (10.8%)	16 (11.2%)
No	149 (89.2%)	127 (88.8%)

AMD = Age-related macular degeneration; BCVA = Best-corrected Visual Acuity; BM = Bruch's membrane; CRC = Central reading center; CST = Central Subfield Thickness; CNV = Choroidal Neovascularization;
FFA = Fundus fluorescein angiography; ICGA = Indocyanine green angiography; IRF = Intraretinal fluid; ILM = Internal limiting membrane; OCT-A = Optical coherence tomography-angiography;
PCV = Polypoidal choroidal vasculopathy; PED = Pigment epithelial detachment; RAP = Retinal Angiomatous Proliferation; RPE = Retinal pigment epithelium; SRF = Subretinal fluid.
Baseline is defined as the last available measurement obtained on or prior to randomization. CST(ILM-BM) is defined as the distance between ILM and Bruch's membrane (BM) as assessed by the CRC.
CST(ILM-RPE) is defined as the distance between ILM and Retinal Pigment Epithelium (RPE) as assessed by the CRC.
Clinical cut-off: TENAYA 24MAR2022 and LUCERNE 23MAR2022

Program: root/clinical_studies/RO6867461/CDPT7716/share/ACE_pool_nAMD_Base/prod/program/t_blc.sas
Output: root/clinical_studies/RO6867461/CDPT7716/share/ACE_pool_nAMD_CSR_Final/prod/output/t_blc_SOCULCH_IT_MAR2022_nAMD.xls
28APR2022 11:35

POPULATION: Intent-To-Treat Population, TENAYA
ENDPOINT: --
MODEL: descriptive
STUDY: GR40306 & GR40844
Baseline Ocular Characteristics in the Study Eye

	Faricimab (N=334)	Aflibercept (N=337)
Study Eye		
n	334	337
Right	166 (49.7%)	178 (52.8%)
Left	168 (50.3%)	159 (47.2%)
Bilateral Eligibility		
n	7	10
Eye with worse BCVA selected	5 (1.5%)	9 (2.7%)
Eye with better BCVA selected	2 (0.6%)	1 (0.3%)
No difference in BCVA between eyes	0	0
Months since AMD diagnosis		
n	314	323
Mean (SD)	1.5 (4.8)	1.1 (2.7)
Median	0,6	0,6
Min - Max	0 - 62	0 - 32
Unknown	20	14
Time since AMD diagnosis categories		
n	334	337
0-10 days	62 (18.6%)	63 (18.7%)
10-31 days	186 (55.7%)	183 (54.3%)
1-3 months	45 (13.5%)	63 (18.7%)
4-6 months	13 (3.9%)	6 (1.8%)
>6 months	8 (2.4%)	8 (2.4%)
Unknown	20 (6.0%)	14 (4.2%)
BCVA (letters)		
n	334	337
Mean (SD)	61.3 (12.5)	61.5 (12.9)
Median	65	65
Min - Max	26 - 78	24 - 78
Missing/Invalid	0	0
BCVA (letters) categories		
n	334	337
>= 74 (20/32 or better)	47 (14.1%)	52 (15.4%)
73 - 55 (between 20/40 and 20/80)	200 (59.9%)	201 (59.6%)
<= 54 (20/80 or worse)	87 (26.0%)	84 (24.9%)
Missing/Invalid	0	0
Low-Luminance Visual Acuity (letters)		
n	331	333
Mean (SD)	36.0 (15.6)	35.3 (16.4)
Median	34	36
Min - Max	2 - 78	0 - 74
Missing/Not Done	3	4
Low-Luminance Deficit (letters)		
n	331	333
Mean (SD)	25.3 (12.9)	26.1 (13.2)
Median	24	24
Min - Max	-24 - 66	-9 - 62
Missing/Not Done	3	4
Low-Luminance Deficit (letters) categories		

<33	236 (70.7%)	235 (69.7%)
>=33	95 (28.4%)	98 (29.1%)
Missing/Invalid	3 (0.9%)	4 (1.2%)
Intraocular pressure (mmHg)		
n	334	337
Mean (SD)	15.0 (2.8)	15.0 (2.9)
Median	15	15
Min - Max	8 - 23	6 - 23
Lens Status		
n	334	337
Phakic	193 (57.8%)	185 (54.9%)
Pseudophakic	141 (42.2%)	152 (45.1%)
Aphakic	0	0
Other	0	0
CST(ILM-BM) (microns)		
n	328	333
Mean (SD)	486.4 (178.6)	473.9 (166.8)
Median	437	431
Min - Max	199 - 1170	223 - 1226
Missing/Not Done	6	4
CST(ILM-RPE) (microns)		
n	328	332
Mean (SD)	360.5 (124.1)	356.1 (107.0)
Median	331,5	333,5
Min - Max	124 - 987	148 - 879
Missing/Not Done	6	5
Absence of IRF		
n	327	334
Yes	181 (54.2%)	177 (52.5%)
No	146 (43.7%)	157 (46.6%)
Absence of SRF		
n	329	332
Yes	113 (33.8%)	107 (31.8%)
No	216 (64.7%)	225 (66.8%)
Absence of PED		
n	329	334
Yes	29 (8.7%)	26 (7.7%)
No	300 (89.8%)	308 (91.4%)
CNV Location by FFA		
n	334	337
Subfoveal	201 (60.2%)	186 (55.2%)
Juxtafoveal	88 (26.3%)	88 (26.1%)
Extrafoveal	41 (12.3%)	55 (16.3%)
Missing/Not Done	4 (1.2%)	8 (2.4%)
CNV Lesion Type by FFA		
n	334	337
Occult	177 (53.0%)	174 (51.6%)
Classic	84 (25.1%)	73 (21.7%)
Minimally Classic	32 (9.6%)	30 (8.9%)
RAP	14 (4.2%)	27 (8.0%)
Predominantly Classic	17 (5.1%)	19 (5.6%)
Missing/Not Done	4 (1.2%)	8 (2.4%)
PCV	6 (1.8%)	6 (1.8%)
Total Area of CNV lesion by FFA (mm2)		
n	330	330
Mean (SD)	4.7 (4.8)	4.5 (4.1)
Median	3,2	3,4

Min - Max	0 - 35	0 - 21
Missing/Not Done	4	7
CNV Type by OCT-A		
n	55	36
Type 1	28 (50.9%)	14 (38.9%)
Type 2	3 (5.5%)	5 (13.9%)
Type 3	0	3 (8.3%)
Mixed	24 (43.6%)	14 (38.9%)
Polypoidal	0	0
PCV status per ICGA		
n	82	71
Yes	4 (4.9%)	3 (4.2%)
No	78 (95.1%)	68 (95.8%)
Evidence of RAP by ICGA		
n	82	70
Yes	10 (12.2%)	7 (10.0%)
No	72 (87.8%)	63 (90.0%)

AMD = Age-related macular degeneration; BCVA = Best-corrected Visual Acuity; BM = Bruch's membrane; CRC = Central reading center; CST = Central Subfield Thickness; CNV = Choroidal Neovascularization;
FFA = Fundus fluorescein angiography; ICGA = Indocyanine green angiography; IRF = Intraretinal fluid; ILM = Internal limiting membrane; OCT-A = Optical coherence tomography-angiography;
PCV = Polypoidal choroidal vasculopathy; PED = Pigment epithelial detachment; RAP = Retinal Angiomatous Proliferation; RPE = Retinal pigment epithelium; SRF = Subretinal fluid.
Baseline is defined as the last available measurement obtained on or prior to randomization. CST(ILM-BM) is defined as the distance between ILM and Bruch's membrane (BM) as assessed by the CRC.
CST(ILM-RPE) is defined as the distance between ILM and Retinal Pigment Epithelium (RPE) as assessed by the CRC.
Clinical cut-off: TENAYA 24MAR2022 and LUCERNE 23MAR2022

Program: root/clinical_studies/RO6867461/CDPT7716/share/ACE_pool_nAMD_Base/prod/program/t_blc.sas
Output: root/clinical_studies/RO6867461/CDPT7716/share/ACE_pool_nAMD_CSR_Final/prod/output/t_blc_SOCULCH_TENAYA_IT_MAR2022_nAMD.xls
08AUG2022 6:58

POPULATION: Intent-To-Treat Population, LUCERNE
ENDPOINT: --
MODEL: descriptive
STUDY: GR40306 & GR40844
Baseline Ocular Characteristics in the Study Eye

	Faricimab (N=331)	Aflibercept (N=327)
Study Eye		
n	331	327
Right	168 (50.8%)	170 (52.0%)
Left	163 (49.2%)	157 (48.0%)
Bilateral Eligibility		
n	13	7
Eye with worse BCVA selected	7 (2.1%)	6 (1.8%)
Eye with better BCVA selected	6 (1.8%)	1 (0.3%)
No difference in BCVA between eyes	0	0
Months since AMD diagnosis		
n	317	315
Mean (SD)	3.2 (14.5)	1.7 (4.5)
Median	0,6	0,7
Min - Max	0 - 187	0 - 51
Unknown	14	12
Time since AMD diagnosis categories		
n	331	327
0-10 days	77 (23.3%)	63 (19.3%)
10-31 days	144 (43.5%)	145 (44.3%)
1-3 months	56 (16.9%)	75 (22.9%)
4-6 months	19 (5.7%)	17 (5.2%)
>6 months	21 (6.3%)	15 (4.6%)
Unknown	14 (4.2%)	12 (3.7%)
BCVA (letters)		
n	331	327
Mean (SD)	58.7 (14.0)	58.9 (13.3)
Median	61	61
Min - Max	24 - 78	24 - 78
Missing/Invalid	0	0
BCVA (letters) categories		
n	331	327
>= 74 (20/32 or better)	45 (13.6%)	39 (11.9%)
73 - 55 (between 20/40 and 20/80)	181 (54.7%)	183 (56.0%)
<= 54 (20/80 or worse)	105 (31.7%)	105 (32.1%)
Missing/Invalid	0	0
Low-Luminance Visual Acuity (letters)		
n	327	327
Mean (SD)	33.6 (16.2)	33.2 (16.8)
Median	33	31
Min - Max	0 - 68	0 - 74
Missing/Not Done	4	0
Low-Luminance Deficit (letters)		
n	327	327
Mean (SD)	25.0 (12.6)	25.8 (13.5)
Median	23	25
Min - Max	-8 - 62	-49 - 73
Missing/Not Done	4	0
Low-Luminance Deficit (letters) categories		

<33	238 (71.9%)	234 (71.6%)
>=33	89 (26.9%)	93 (28.4%)
Missing/Invalid	4 (1.2%)	0
Intraocular pressure (mmHg)		
n	331	327
Mean (SD)	14.9 (3.0)	14.8 (3.0)
Median	15	15
Min - Max	6 - 24	6 - 25
Lens Status		
n	331	327
Phakic	191 (57.7%)	186 (56.9%)
Pseudophakic	140 (42.3%)	141 (43.1%)
Aphakic	0	0
Other	0	0
CST(ILM-BM) (microns)		
n	327	324
Mean (SD)	490.3 (194.9)	469.6 (176.4)
Median	433	428
Min - Max	175 - 1335	201 - 1225
Missing/Not Done	4	3
CST(ILM-RPE) (microns)		
n	327	323
Mean (SD)	353.1 (120.1)	359.0 (131.1)
Median	323	329
Min - Max	133 - 1011	161 - 1158
Missing/Not Done	4	4
Absence of IRF		
n	326	325
Yes	184 (55.6%)	171 (52.3%)
No	142 (42.9%)	154 (47.1%)
Absence of SRF		
n	328	325
Yes	107 (32.3%)	103 (31.5%)
No	221 (66.8%)	222 (67.9%)
Absence of PED		
n	328	326
Yes	24 (7.3%)	28 (8.6%)
No	304 (91.8%)	298 (91.1%)
CNV Location by FFA		
n	331	327
Subfoveal	209 (63.1%)	191 (58.4%)
Juxtafoveal	73 (22.1%)	84 (25.7%)
Extrafoveal	42 (12.7%)	43 (13.1%)
Missing/Not Done	7 (2.1%)	9 (2.8%)
CNV Lesion Type by FFA		
n	331	327
Occult	171 (51.7%)	139 (42.5%)
Classic	98 (29.6%)	109 (33.3%)
Minimally Classic	30 (9.1%)	31 (9.5%)
RAP	14 (4.2%)	15 (4.6%)
Predominantly Classic	6 (1.8%)	16 (4.9%)
Missing/Not Done	7 (2.1%)	9 (2.8%)
PCV	5 (1.5%)	8 (2.4%)
Total Area of CNV lesion by FFA (mm2)		
n	328	320
Mean (SD)	4.7 (4.7)	4.3 (4.3)
Median	3,2	2,9

Min - Max	0 - 28	0 - 24
Missing/Not Done	3	7
CNV Type by OCT-A		
n	72	72
Type 1	41 (56.9%)	37 (51.4%)
Type 2	9 (12.5%)	5 (6.9%)
Type 3	2 (2.8%)	2 (2.8%)
Mixed	20 (27.8%)	28 (38.9%)
Polypoidal	0	0
PCV status per ICGA		
n	85	73
Yes	4 (4.7%)	5 (6.8%)
No	81 (95.3%)	68 (93.2%)
Evidence of RAP by ICGA		
n	85	73
Yes	8 (9.4%)	9 (12.3%)
No	77 (90.6%)	64 (87.7%)

AMD = Age-related macular degeneration; BCVA = Best-corrected Visual Acuity; BM = Bruch's membrane; CRC = Central reading center; CST = Central Subfield Thickness; CNV = Choroidal Neovascularization;
FFA = Fundus fluorescein angiography; ICGA = Indocyanine green angiography; IRF = Intraretinal fluid; ILM = Internal limiting membrane; OCT-A = Optical coherence tomography-angiography;
PCV = Polypoidal choroidal vasculopathy; PED = Pigment epithelial detachment; RAP = Retinal Angiomatous Proliferation; RPE = Retinal pigment epithelium; SRF = Subretinal fluid.
Baseline is defined as the last available measurement obtained on or prior to randomization. CST(ILM-BM) is defined as the distance between ILM and Bruch's membrane (BM) as assessed by the CRC.
CST(ILM-RPE) is defined as the distance between ILM and Retinal Pigment Epithelium (RPE) as assessed by the CRC.
Clinical cut-off: TENAYA 24MAR2022 and LUCERNE 23MAR2022

Program: root/clinical_studies/RO6867461/CDPT7716/share/ACE_pool_nAMD_Base/prod/program/t_blc.sas
Output: root/clinical_studies/RO6867461/CDPT7716/share/ACE_pool_nAMD_CSR_Final/prod/output/t_blc_SOCULCH_LUCERNE_IT_MAR2022_nAMD.xls
08AUG2022 7:00

POPULATION: Intent-To-Treat Population
ENDPOINT: --
MODEL: descriptive
STUDY: GR40306 & GR40844
Non-Ocular Baseline Characteristics

	Faricimab (N=665)	Aflibercept (N=664)
Smoking status		
n	665	664
Never smoked	313 (47.1%)	332 (50.0%)
Previous smoker	251 (37.7%)	236 (35.5%)
Current smoker	101 (15.2%)	96 (14.5%)
Weight (kg)		
n	662	660
Mean (SD)	75.3 (16.9)	75.7 (17.8)
Median	73	74,4
Min - Max	37 - 172	41 - 183
Missing/Not Done	3	4
Height (cm)		
n	662	660
Mean (SD)	164.6 (9.6)	164.5 (9.8)
Median	164	163
Min - Max	125 - 193	140 - 210
Missing/Not Done	3	4
BMI (kg/m2)		
n	662	659
Mean (SD)	27.8 (5.6)	27.9 (5.6)
Median	27	27,2
Min - Max	17 - 58	17 - 63
Missing/Not Done	3	5
BMI (kg/m2) categories		
n	665	664
< 30	470 (70.7%)	470 (70.8%)
>= 30	192 (28.9%)	189 (28.5%)
Missing/Not Done	3 (0.5%)	5 (0.8%)

Diabetes mellitus		
n	665	664
Yes	112 (16.8%)	115 (17.3%)
No	553 (83.2%)	549 (82.7%)
Type I Diabetes		
n	665	664
Yes	0	1 (0.2%)
No	665 (100.0%)	663 (99.8%)
Type II Diabetes		
n	665	664
Yes	119 (17.9%)	124 (18.7%)
No	546 (82.1%)	540 (81.3%)
Systolic blood pressure (mmHg)		
n	662	663
Mean (SD)	134.3 (16.3)	134.5 (14.8)
Median	133	134
Min - Max	92 - 187	93 - 178
Missing/Not Done	3	1
Systolic blood pressure (mmHg) categories		
n	665	664
< 140	419 (63.0%)	424 (63.9%)
>= 140 and < 160	192 (28.9%)	205 (30.9%)
>= 160	51 (7.7%)	34 (5.1%)
Missing/Not Done	3 (0.5%)	1 (0.2%)
Diastolic blood pressure (mmHg)		
n	662	663
Mean (SD)	76.8 (9.7)	77.3 (9.0)
Median	77	78
Min - Max	49 - 104	47 - 99
Missing/Not Done	3	1
Blood pressure (mmHg)		
n	665	664
> 160 systolic or > 90 diastolic	80 (12.0%)	55 (8.3%)
<= 140 systolic and <= 85 diastolic	398 (59.8%)	412 (62.0%)
<= 120 systolic and <= 80 diastolic	142 (21.4%)	99 (14.9%)

BMI = Body Mass Index.
Baseline is the last available measurement prior to first exposure to study drug.
Clinical cut-off: TENAYA 24MAR2022 and LUCERNE 23MAR2022

Program: root/clinical_studies/RO6867461/CDPT7716/share/ACE_pool_nAMD_Base/prod/program/t_blc.sas
Output: root/clinical_studies/RO6867461/CDPT7716/share/ACE_pool_nAMD_CSR_Final/prod/output/t_blc_NOCULCH_IT_MAR2022_nAMD.xls
28APR2022 11:36

POPULATION: Intent-To-Treat Population, TENAYA
ENDPOINT: --
MODEL: descriptive
STUDY: GR40306 & GR40844
Non-Ocular Baseline Characteristics

	Faricimab (N=334)	Aflibercept (N=337)
Smoking status		
n	334	337
Never smoked	151 (45.2%)	166 (49.3%)
Previous smoker	141 (42.2%)	126 (37.4%)
Current smoker	42 (12.6%)	45 (13.4%)
Weight (kg)		
n	333	335
Mean (SD)	75.8 (16.7)	75.8 (17.6)
Median	73,2	75
Min - Max	37 - 160	41 - 183
Missing/Not Done	1	2
Height (cm)		
n	333	334
Mean (SD)	164.8 (9.5)	165.1 (10.4)
Median	164,5	164
Min - Max	125 - 188	145 - 210
Missing/Not Done	1	3
BMI (kg/m2)		
n	333	334
Mean (SD)	27.9 (5.6)	27.7 (5.3)
Median	27,2	27,3
Min - Max	17 - 56	17 - 51
Missing/Not Done	1	3
BMI (kg/m2) categories		
n	334	337
< 30	234 (70.1%)	244 (72.4%)
>= 30	99 (29.6%)	90 (26.7%)
Missing/Not Done	1 (0.3%)	3 (0.9%)

Diabetes mellitus		
n	334	337
Yes	51 (15.3%)	53 (15.7%)
No	283 (84.7%)	284 (84.3%)
Type I Diabetes		
n	334	337
Yes	0	0
No	334 (100.0%)	337 (100.0%)
Type II Diabetes		
n	334	337
Yes	52 (15.6%)	58 (17.2%)
No	282 (84.4%)	279 (82.8%)
Systolic blood pressure (mmHg)		
n	334	337
Mean (SD)	135.1 (16.7)	135.7 (16.0)
Median	135	135
Min - Max	92 - 177	93 - 178
Missing/Not Done	0	0
Systolic blood pressure (mmHg) categories		
n	334	337
< 140	209 (62.6%)	204 (60.5%)
>= 140 and < 160	97 (29.0%)	109 (32.3%)
>= 160	28 (8.4%)	24 (7.1%)
Diastolic blood pressure (mmHg)		
n	334	337
Mean (SD)	76.5 (9.6)	77.9 (9.2)
Median	77	79
Min - Max	53 - 104	49 - 99
Missing/Not Done	0	0
Blood pressure (mmHg)		
n	334	337
> 160 systolic or > 90 diastolic	43 (12.9%)	38 (11.3%)
<= 140 systolic and <= 85 diastolic	199 (59.6%)	199 (59.1%)
<= 120 systolic and <= 80 diastolic	68 (20.4%)	49 (14.5%)

BMI = Body Mass Index.
Baseline is the last available measurement prior to first exposure to study drug.
Clinical cut-off: TENAYA 24MAR2022 and LUCERNE 23MAR2022

Program: root/clinical_studies/RO6867461/CDPT7716/share/ACE_pool_nAMD_Base/prod/program/t_blc.sas
Output: root/clinical_studies/RO6867461/CDPT7716/share/ACE_pool_nAMD_CSR_Final/prod/output/t_blc_NOCULCH_TENAYA_IT_MAR2022_nAMD.xls
08AUG2022 6:56

POPULATION: Intent-To-Treat Population, LUCERNE
ENDPOINT: --
MODEL: descriptive
STUDY: GR40306 & GR40844
Non-Ocular Baseline Characteristics

	Faricimab (N=331)	Aflibercept (N=327)
Smoking status		
n	331	327
Never smoked	162 (48.9%)	166 (50.8%)
Previous smoker	110 (33.2%)	110 (33.6%)
Current smoker	59 (17.8%)	51 (15.6%)
Weight (kg)		
n	329	325
Mean (SD)	74.8 (17.1)	75.6 (17.9)
Median	72,6	73,6
Min - Max	39 - 172	41 - 173
Missing/Not Done	2	2
Height (cm)		
n	329	326
Mean (SD)	164.5 (9.6)	163.8 (9.2)
Median	163,5	163
Min - Max	139 - 193	140 - 192
Missing/Not Done	2	1
BMI (kg/m2)		
n	329	325
Mean (SD)	27.6 (5.7)	28.1 (5.9)
Median	26,6	27,2
Min - Max	17 - 58	17 - 63
Missing/Not Done	2	2
BMI (kg/m2) categories		
n	331	327
< 30	236 (71.3%)	226 (69.1%)
>= 30	93 (28.1%)	99 (30.3%)
Missing/Not Done	2 (0.6%)	2 (0.6%)

Diabetes mellitus		
n	331	327
Yes	61 (18.4%)	62 (19.0%)
No	270 (81.6%)	265 (81.0%)
Type I Diabetes		
n	331	327
Yes	0	1 (0.3%)
No	331 (100.0%)	326 (99.7%)
Type II Diabetes		
n	331	327
Yes	67 (20.2%)	66 (20.2%)
No	264 (79.8%)	261 (79.8%)
Systolic blood pressure (mmHg)		
n	328	326
Mean (SD)	133.6 (15.8)	133.2 (13.4)
Median	132	133
Min - Max	100 - 187	99 - 168
Missing/Not Done	3	1
Systolic blood pressure (mmHg) categories		
n	331	327
< 140	210 (63.4%)	220 (67.3%)
>= 140 and < 160	95 (28.7%)	96 (29.4%)
>= 160	23 (6.9%)	10 (3.1%)
Missing/Not Done	3 (0.9%)	1 (0.3%)
Diastolic blood pressure (mmHg)		
n	328	326
Mean (SD)	77.0 (9.8)	76.6 (8.8)
Median	78	78
Min - Max	49 - 100	47 - 97
Missing/Not Done	3	1
Blood pressure (mmHg)		
n	331	327
> 160 systolic or > 90 diastolic	37 (11.2%)	17 (5.2%)
<= 140 systolic and <= 85 diastolic	199 (60.1%)	213 (65.1%)
<= 120 systolic and <= 80 diastolic	74 (22.4%)	50 (15.3%)

BMI = Body Mass Index.
Baseline is the last available measurement prior to first exposure to study drug.
Clinical cut-off: TENAYA 24MAR2022 and LUCERNE 23MAR2022

Program: root/clinical_studies/RO6867461/CDPT7716/share/ACE_pool_nAMD_Base/prod/program/t_blc.sas
Output: root/clinical_studies/RO6867461/CDPT7716/share/ACE_pool_nAMD_CSR_Final/prod/output/t_blc_NOCULCH_LUCERNE_IT_MAR2022_nAMD.xls
08AUG2022 6:57

POPULATION: Intent-To-Treat Population
ENDPOINT: --
MODEL: descriptive
STUDY: GR40306 & GR40844
Ocular Medical History in the Study Eye

Ocular Medical History Description	Faricimab (N=665)	Aflibercept (N=664)
Total Number of patients with at least one condition	170 (25.6%)	148 (22.3%)
Total number of conditions	231	204
DRY EYE DISEASE	78 (11.7%)	77 (11.6%)
EYELID DISORDERS	31 (4.7%)	33 (5.0%)
POSTERIOR CAPSULE OPACIFICATION	28 (4.2%)	23 (3.5%)
BLEPHARITIS/MGD	18 (2.7%)	21 (3.2%)
RETINOPATHY - HYPERTENSIVE	13 (2.0%)	12 (1.8%)
CORNEAL DYSTROPHY	12 (1.8%)	4 (0.6%)
GLAUCOMA	7 (1.1%)	6 (0.9%)
OCULAR HYPERTENSION	6 (0.9%)	6 (0.9%)
CONJUNCTIVITIS	8 (1.2%)	2 (0.3%)
ASTEROID HYALOSIS	5 (0.8%)	2 (0.3%)
CATARACT	4 (0.6%)	3 (0.5%)
CRANIAL NERVE PALSY/PARESIS	2 (0.3%)	2 (0.3%)
STRABISMUS	3 (0.5%)	1 (0.2%)
AMBLYOPIA	1 (0.2%)	1 (0.2%)
TRAUMATIC EYE INJURY: OTHER	2 (0.3%)	0
CONGENITAL NYSTAGMUS	0	1 (0.2%)
CONJUNCTIVAL NEOPLASM	1 (0.2%)	0
INTRAOCULAR INFLAMMATION: CHORIORETINITIS/RETINITIS	0	1 (0.2%)
INTRAOCULAR INFLAMMATION: IRITIS	0	1 (0.2%)
ISCHEMIC OPTIC NEUROPATHY	1 (0.2%)	0
KERATOCONUS	0	1 (0.2%)
OPTIC ATROPHY	0	1 (0.2%)
PERIORBITAL CELLULITIS	1 (0.2%)	0
POSTERIOR STAPHYLOMA	1 (0.2%)	0
PSEUDOEXFOLIATION SYNDROME	0	1 (0.2%)
PSEUDOPHAKIC CYSTOID MACULAR EDEMA	1 (0.2%)	0
TRAUMATIC EYE INJURY: CHEMICAL BURN	1 (0.2%)	0
VITELLIFORM MACULAR DYSTROPHY	1 (0.2%)	0

Percentages are based on N in the column headings. Includes all diseases and conditions reported as part of ocular medical history at baseline.
CNV = Choroidal Neovascularization; NPDR = Non-proliferative Diabetic Retinopathy.

Clinical cut-off: TENAYA 24MAR2022 and LUCERNE 23MAR2022

Program: root/clinical_studies/RO6867461/CDPT7716/share/ACE_pool_nAMD_Base/prod/program/t_mh.sas
Output: root/clinical_studies/RO6867461/CDPT7716/share/ACE_pool_nAMD_CSR_Final/prod/output/t_mh_SOMH_IT_MAR2022_nAMD.xls
28APR2022 11:38

POPULATION: Intent-To-Treat Population, TENAYA
ENDPOINT: --
MODEL: descriptive
STUDY: GR40306 & GR40844
Ocular Medical History in the Study Eye

Ocular Medical History Description	Faricimab (N=334)	Aflibercept (N=337)
Total Number of patients with at least one condition	97 (29.0%)	81 (24.0%)
Total number of conditions	136	116
DRY EYE DISEASE	45 (13.5%)	45 (13.4%)
EYELID DISORDERS	14 (4.2%)	18 (5.3%)
BLEPHARITIS/MGD	13 (3.9%)	15 (4.5%)
POSTERIOR CAPSULE OPACIFICATION	16 (4.8%)	12 (3.6%)
RETINOPATHY - HYPERTENSIVE	6 (1.8%)	5 (1.5%)
CORNEAL DYSTROPHY	7 (2.1%)	2 (0.6%)
GLAUCOMA	5 (1.5%)	3 (0.9%)
OCULAR HYPERTENSION	5 (1.5%)	2 (0.6%)
CONJUNCTIVITIS	5 (1.5%)	0
STRABISMUS	3 (0.9%)	1 (0.3%)
ASTEROID HYALOSIS	2 (0.6%)	1 (0.3%)
CRANIAL NERVE PALSY/PARESIS	1 (0.3%)	2 (0.6%)
AMBLYOPIA	1 (0.3%)	1 (0.3%)
CATARACT	2 (0.6%)	0
TRAUMATIC EYE INJURY: OTHER	2 (0.6%)	0
CONGENITAL NYSTAGMUS	0	1 (0.3%)
INTRAOCULAR INFLAMMATION: CHORIORETINITIS/RETINITIS	0	1 (0.3%)
INTRAOCULAR INFLAMMATION: IRITIS	0	1 (0.3%)
ISCHEMIC OPTIC NEUROPATHY	1 (0.3%)	0
KERATOCONUS	0	1 (0.3%)
PERIORBITAL CELLULITIS	1 (0.3%)	0
POSTERIOR STAPHYLOMA	1 (0.3%)	0
PSEUDOPHAKIC CYSTOID MACULAR EDEMA	1 (0.3%)	0
TRAUMATIC EYE INJURY: CHEMICAL BURN	1 (0.3%)	0
VITELLIFORM MACULAR DYSTROPHY	1 (0.3%)	0

Percentages are based on N in the column headings. Includes all diseases and conditions reported as part of ocular medical history at baseline.
Clinical cut-off: TENAYA 24MAR2022 and LUCERNE 23MAR2022

Program: root/clinical_studies/RO6867461/CDPT7716/share/ACE_pool_nAMD_Base/prod/program/t_mh.sas
Output: root/clinical_studies/RO6867461/CDPT7716/share/ACE_pool_nAMD_CSR_Final/prod/output/t_mh_SOMH_TENAYA_IT_MAR2022_nAMD.xls
08AUG2022 7:02

POPULATION: Intent-To-Treat Population, LUCERNE
ENDPOINT: --
MODEL: descriptive
STUDY: GR40306 & GR40844
Ocular Medical History in the Study Eye

Ocular Medical History Description	Faricimab (N=331)	Aflibercept (N=327)
Total Number of patients with at least one condition	73 (22.1%)	67 (20.5%)
Total number of conditions	95	88
DRY EYE DISEASE	33 (10.0%)	32 (9.8%)
EYELID DISORDERS	17 (5.1%)	15 (4.6%)
POSTERIOR CAPSULE OPACIFICATION	12 (3.6%)	11 (3.4%)
RETINOPATHY - HYPERTENSIVE	7 (2.1%)	7 (2.1%)
BLEPHARITIS/MGD	5 (1.5%)	6 (1.8%)
CORNEAL DYSTROPHY	5 (1.5%)	2 (0.6%)
CATARACT	2 (0.6%)	3 (0.9%)
CONJUNCTIVITIS	3 (0.9%)	2 (0.6%)
GLAUCOMA	2 (0.6%)	3 (0.9%)
OCULAR HYPERTENSION	1 (0.3%)	4 (1.2%)
ASTEROID HYALOSIS	3 (0.9%)	1 (0.3%)
CONJUNCTIVAL NEOPLASM	1 (0.3%)	0
CRANIAL NERVE PALSY/PARESIS	1 (0.3%)	0
OPTIC ATROPHY	0	1 (0.3%)
PSEUDOEXFOLIATION SYNDROME	0	1 (0.3%)

Percentages are based on N in the column headings. Includes all diseases and conditions reported as part of ocular medical history at baseline.
Clinical cut-off: TENAYA 24MAR2022 and LUCERNE 23MAR2022

Program: root/clinical_studies/RO6867461/CDPT7716/share/ACE_pool_nAMD_Base/prod/program/t_mh.sas
Output: root/clinical_studies/RO6867461/CDPT7716/share/ACE_pool_nAMD_CSR_Final/prod/output/t_mh_SOMH_LUCERNE_IT_MAR2022_nAMD.xls
08AUG2022 7:02

POPULATION: Intent-To-Treat Population
ENDPOINT: --
MODEL: descriptive
STUDY: GR40306 & GR40844
Prior Targeted Non-Ocular Medical History

Medical Condition	Faricimab (N=665)	Aflibercept (N=664)
Total number of patients with at least one condition	535 (80.5%)	540 (81.3%)
SYSTEMIC HYPERTENSION	427 (64.2%)	454 (68.4%)
TYPE 2 DIABETES	119 (17.9%)	124 (18.7%)
DIABETES MELLITUS UNCOMPLICATED	108 (16.2%)	111 (16.7%)
SOLID TUMOR	103 (15.5%)	88 (13.3%)
CORONARY ARTERY DISEASE	98 (14.7%)	78 (11.7%)
ATRIAL FIBRILATION	61 (9.2%)	63 (9.5%)
COPD	57 (8.6%)	57 (8.6%)
MYOCARDIAL INFARCTION	34 (5.1%)	37 (5.6%)
PERIPHERAL VASCULAR DISEASE	31 (4.7%)	22 (3.3%)
ANGINA	28 (4.2%)	22 (3.3%)
CEREBROVASCULAR ACCIDENTS (STROKE)	21 (3.2%)	25 (3.8%)
MODERATE TO SEVERE CKD	23 (3.5%)	23 (3.5%)
TRANSIENT ISCHEMIC ATTACK	17 (2.6%)	24 (3.6%)
CONGESTIVE HEART FAILURE	15 (2.3%)	24 (3.6%)
PEPTIC ULCER DISEASE	22 (3.3%)	12 (1.8%)
DEEP VENOUS THROMBOSIS	19 (2.9%)	11 (1.7%)
LIVER DISEASE MILD	11 (1.7%)	17 (2.6%)
CEREBROVASCULAR DISEASE	14 (2.1%)	13 (2.0%)
DEMENTIA	9 (1.4%)	9 (1.4%)
SOLID TUMOR METASTATIC	8 (1.2%)	9 (1.4%)
RENAL FAILURE	10 (1.5%)	5 (0.8%)
CONNECTIVE TISSUE DISEASE	9 (1.4%)	3 (0.5%)
DIABETES MELLITUS END ORGAN DAMAGE	6 (0.9%)	4 (0.6%)

MALIGNANT LYMPHOMA	5 (0.8%)	2 (0.3%)
LEUKAEMIA	1 (0.2%)	3 (0.5%)
AIDS	1 (0.2%)	1 (0.2%)
HEMIPLEGIA	2 (0.3%)	0
LIVER DISEASE MODERATE TO SEVERE	0	2 (0.3%)
TYPE 1 DIABETES	0	1 (0.2%)

Percentages are based on N in the column headings.
Clinical cut-off: TENAYA 24MAR2022 and LUCERNE 23MAR2022

Program: ..ical_studies/RO6867461/CDPT7716/share/ACE_pool_nAMD_Base/prod/program/t_mh_cat.sas
Output: ..6/share/ACE_pool_nAMD_CSR_Final/prod/output/t_mh_cat_NOCUL_TARG_IT_MAR2022_nAMD.xls
28APR2022 11:38

POPULATION: Intent-To-Treat Population, TENAYA
ENDPOINT: --
MODEL: descriptive
STUDY: GR40306 & GR40844
Prior Targeted Non-Ocular Medical History

Medical Condition	Faricimab (N=334)	Aflibercept (N=337)
Total number of patients with at least one condition	267 (79.9%)	278 (82.5%)
SYSTEMIC HYPERTENSION	206 (61.7%)	229 (68.0%)
TYPE 2 DIABETES	52 (15.6%)	58 (17.2%)
SOLID TUMOR	60 (18.0%)	48 (14.2%)
DIABETES MELLITUS UNCOMPLICATED	47 (14.1%)	51 (15.1%)
CORONARY ARTERY DISEASE	48 (14.4%)	42 (12.5%)
ATRIAL FIBRILATION	39 (11.7%)	42 (12.5%)
COPD	34 (10.2%)	30 (8.9%)
MYOCARDIAL INFARCTION	21 (6.3%)	23 (6.8%)
ANGINA	19 (5.7%)	11 (3.3%)
MODERATE TO SEVERE CKD	14 (4.2%)	14 (4.2%)
TRANSIENT ISCHEMIC ATTACK	10 (3.0%)	17 (5.0%)
PERIPHERAL VASCULAR DISEASE	14 (4.2%)	12 (3.6%)
CEREBROVASCULAR ACCIDENTS (STROKE)	12 (3.6%)	13 (3.9%)
PEPTIC ULCER DISEASE	14 (4.2%)	10 (3.0%)
CONGESTIVE HEART FAILURE	5 (1.5%)	12 (3.6%)
LIVER DISEASE MILD	7 (2.1%)	9 (2.7%)
DEEP VENOUS THROMBOSIS	8 (2.4%)	6 (1.8%)
CEREBROVASCULAR DISEASE	5 (1.5%)	8 (2.4%)
SOLID TUMOR METASTATIC	7 (2.1%)	6 (1.8%)
DEMENTIA	4 (1.2%)	6 (1.8%)
RENAL FAILURE	5 (1.5%)	4 (1.2%)
CONNECTIVE TISSUE DISEASE	5 (1.5%)	2 (0.6%)
DIABETES MELLITUS END ORGAN DAMAGE	4 (1.2%)	2 (0.6%)

MALIGNANT LYMPHOMA	3 (0.9%)	1 (0.3%)
LEUKAEMIA	1 (0.3%)	2 (0.6%)
AIDS	1 (0.3%)	1 (0.3%)
HEMIPLEGIA	2 (0.6%)	0
LIVER DISEASE MODERATE TO SEVERE	0	1 (0.3%)

Percentages are based on N in the column headings.
Clinical cut-off: TENAYA 24MAR2022 and LUCERNE 23MAR2022

Program: ..ical_studies/RO6867461/CDPT7716/share/ACE_pool_nAMD_Base/prod/program/t_mh_cat.sas
Output: ../ACE_pool_nAMD_CSR_Final/prod/output/t_mh_cat_NOCUL_TARG_TENAYA_IT_MAR2022_nAMD.xls
08AUG2022 7:03

POPULATION: Intent-To-Treat Population, LUCERNE
ENDPOINT: --
MODEL: descriptive
STUDY: GR40306 & GR40844
Prior Targeted Non-Ocular Medical History

Medical Condition	Faricimab (N=331)	Aflibercept (N=327)
Total number of patients with at least one condition	268 (81.0%)	262 (80.1%)
SYSTEMIC HYPERTENSION	221 (66.8%)	225 (68.8%)
TYPE 2 DIABETES	67 (20.2%)	66 (20.2%)
DIABETES MELLITUS UNCOMPLICATED	61 (18.4%)	60 (18.3%)
CORONARY ARTERY DISEASE	50 (15.1%)	36 (11.0%)
SOLID TUMOR	43 (13.0%)	40 (12.2%)
COPD	23 (6.9%)	27 (8.3%)
ATRIAL FIBRILATION	22 (6.6%)	21 (6.4%)
MYOCARDIAL INFARCTION	13 (3.9%)	14 (4.3%)
PERIPHERAL VASCULAR DISEASE	17 (5.1%)	10 (3.1%)
CONGESTIVE HEART FAILURE	10 (3.0%)	12 (3.7%)
CEREBROVASCULAR ACCIDENTS (STROKE)	9 (2.7%)	12 (3.7%)
ANGINA	9 (2.7%)	11 (3.4%)
MODERATE TO SEVERE CKD	9 (2.7%)	9 (2.8%)
DEEP VENOUS THROMBOSIS	11 (3.3%)	5 (1.5%)
CEREBROVASCULAR DISEASE	9 (2.7%)	5 (1.5%)
TRANSIENT ISCHEMIC ATTACK	7 (2.1%)	7 (2.1%)
LIVER DISEASE MILD	4 (1.2%)	8 (2.4%)
PEPTIC ULCER DISEASE	8 (2.4%)	2 (0.6%)
DEMENTIA	5 (1.5%)	3 (0.9%)
RENAL FAILURE	5 (1.5%)	1 (0.3%)
CONNECTIVE TISSUE DISEASE	4 (1.2%)	1 (0.3%)
DIABETES MELLITUS END ORGAN DAMAGE	2 (0.6%)	2 (0.6%)
SOLID TUMOR METASTATIC	1 (0.3%)	3 (0.9%)

MALIGNANT LYMPHOMA	2 (0.6%)	1 (0.3%)
LEUKAEMIA	0	1 (0.3%)
LIVER DISEASE MODERATE TO SEVERE	0	1 (0.3%)
TYPE 1 DIABETES	0	1 (0.3%)

Percentages are based on N in the column headings.
Clinical cut-off: TENAYA 24MAR2022 and LUCERNE 23MAR2022

Program: ..ical_studies/RO6867461/CDPT7716/share/ACE_pool_nAMD_Base/prod/program/t_mh_cat.sas
Output: ..ACE_pool_nAMD_CSR_Final/prod/output/t_mh_cat_NOCUL_TARG_LUCERNE_IT_MAR2022_nAMD.xls
08AUG2022 7:04

POPULATION: Intent-To-Treat Population
ENDPOINT: --
MODEL: descriptive
STUDY: GR40306 & GR40844
Prior Targeted Ocular Therapies/Treatment in the Study Eye

Therapy/Treatment Category Therapy/Treatment	Faricimab (N=665)	Aflibercept (N=664)
Total number of patients with at least one applicable therapy or treatment	47 (7.1%)	36 (5.4%)
Total number of applicable therapies or treatments	51	38
ANY OTHER PRIOR OCULAR THERAPY		
Total number of patients with at least one applicable therapy or treatment	31 (4.7%)	26 (3.9%)
Total number of applicable therapies or treatments	31	28
DIETARY SUPPLEMENT	31 (4.7%)	26 (3.9%)
No Coding available		
Total number of patients with at least one applicable therapy or treatment	14 (2.1%)	10 (1.5%)
Total number of applicable therapies or treatments	15	10
LASER MACULA FOCAL/GRID/ANY	2 (0.3%)	0
ANTI- ALLERGIC EYE DROPS	1 (0.2%)	0
AREDS 2	0	1 (0.2%)
ARGON LASER	0	1 (0.2%)
AZOPT	1 (0.2%)	0
BARRIER LASER PHOTOCOAGULATION	0	1 (0.2%)
BOTULINUM TOXIN	0	1 (0.2%)
CARNACULIN	1 (0.2%)	0
CATARACT PHACOEMULSIFICATION	1 (0.2%)	0
CO-AMOXICLAV	1 (0.2%)	0
DISPATENOL EYEDROPS	1 (0.2%)	0
FUSIDIC ACID 1%	1 (0.2%)	0
HYLO	1 (0.2%)	0
HYPERMELLOUS	0	1 (0.2%)
HYPROMELLOSE	0	1 (0.2%)
INTRAVITREAL ANTIBIOTIC INJECTION	1 (0.2%)	0
IRIDOTOMY CIRCA	0	1 (0.2%)
LANTANOPROST	1 (0.2%)	0
LASER COAGULATION	0	1 (0.2%)
LASER TRABECULA PLASTIC	0	1 (0.2%)
LASIK	1 (0.2%)	0

LATANOPROST 0.005%	1 (0.2%)	0
RETILUT	1 (0.2%)	0
YAG CAPSULOTOMY	0	1 (0.2%)
IVT ANTI-VEGF THERAPY		
Total number of patients with at least one applicable therapy or treatment	1 (0.2%)	0
Total number of applicable therapies or treatments	4	0
EYLEA (AFLIBERCEPT)	1 (0.2%)	0
STEROID THERAPY		
Total number of patients with at least one applicable therapy or treatment	1 (0.2%)	0
Total number of applicable therapies or treatments	1	0
INTRAVITREAL STEROIDS	1 (0.2%)	0

VEGF = Vascular Endothelial Growth Factor; IVT = Intravitreal.
Percentages are based on N in the column headings.
For frequency counts by therapy or treatment, multiple occurrences of the same therapy or treatment in an individual are counted only once.
For the total number of therapies or treatments, multiple occurrences of the same therapy or treatment in an individual are counted separately.
Clinical cut-off: TENAYA 24MAR2022 and LUCERNE 23MAR2022

Program: ..clinical_studies/RO6867461/CDPT7716/share/ACE_pool_nAMD_Base/prod/program/t_cm.sas
Output: ..T7716/share/ACE_pool_nAMD_CSR_Final/prod/output/t_cm_POTT_SOCUL_IT_MAR2022_nAMD.xls
28APR2022 11:39

POPULATION: Intent-To-Treat Population, TENAYA
ENDPOINT: --
MODEL: descriptive
STUDY: GR40306 & GR40844
Prior Targeted Ocular Therapies/Treatment in the Study Eye

Therapy/Treatment Category Therapy/Treatment	Faricimab (N=334)	Aflibercept (N=337)
Total number of patients with at least one applicable therapy or treatment	30 (9.0%)	27 (8.0%)
Total number of applicable therapies or treatments	34	29
ANY OTHER PRIOR OCULAR THERAPY		
Total number of patients with at least one applicable therapy or treatment	15 (4.5%)	19 (5.6%)
Total number of applicable therapies or treatments	15	21
DIETARY SUPPLEMENT	15 (4.5%)	19 (5.6%)
No Coding available		
Total number of patients with at least one applicable therapy or treatment	13 (3.9%)	8 (2.4%)
Total number of applicable therapies or treatments	14	8
ANTI- ALLERGIC EYE DROPS	1 (0.3%)	0
AREDS 2	0	1 (0.3%)
AZOPT	1 (0.3%)	0
BARRIER LASER PHOTOCOAGULATION	0	1 (0.3%)
BOTULINUM TOXIN	0	1 (0.3%)
CARNACULIN	1 (0.3%)	0
CATARACT PHACOEMULSIFICATION	1 (0.3%)	0
CO-AMOXICLAV	1 (0.3%)	0
DISPATENOL EYEDROPS	1 (0.3%)	0
FUSIDIC ACID 1%	1 (0.3%)	0
HYLO	1 (0.3%)	0
HYPERMELLOUS	0	1 (0.3%)
HYPROMELLOSE	0	1 (0.3%)
INTRAVITREAL ANTIBIOTIC INJECTION	1 (0.3%)	0
IRIDOTOMY CIRCA	0	1 (0.3%)
LANTANOPROST	1 (0.3%)	0
LASER MACULA FOCAL/GRID/ANY	1 (0.3%)	0
LASER TRABECULA PLASTIC	0	1 (0.3%)
LASIK	1 (0.3%)	0
LATANOPROST 0.005%	1 (0.3%)	0
RETILUT	1 (0.3%)	0

YAG CAPSULOTOMY	0	1 (0.3%)
IVT ANTI-VEGF THERAPY		
Total number of patients with at least one applicable therapy or treatment	1 (0.3%)	0
Total number of applicable therapies or treatments	4	0
EYLEA (AFLIBERCEPT)	1 (0.3%)	0
STEROID THERAPY		
Total number of patients with at least one applicable therapy or treatment	1 (0.3%)	0
Total number of applicable therapies or treatments	1	0
INTRAVITREAL STEROIDS	1 (0.3%)	0

VEGF = Vascular Endothelial Growth Factor; IVT = Intravitreal.
Percentages are based on N in the column headings.
For frequency counts by therapy or treatment, multiple occurrences of the same therapy or treatment in an individual are counted only once.
For the total number of therapies or treatments, multiple occurrences of the same therapy or treatment in an individual are counted separately.
Clinical cut-off: TENAYA 24MAR2022 and LUCERNE 23MAR2022

Program: ..clinical_studies/RO6867461/CDPT7716/share/ACE_pool_nAMD_Base/prod/program/t_cm.sas
Output: ..hare/ACE_pool_nAMD_CSR_Final/prod/output/t_cm_POTT_SOCUL_TENAYA_IT_MAR2022_nAMD.xls
08AUG2022 7:04

POPULATION: Intent-To-Treat Population, LUCERNE
ENDPOINT: --
MODEL: descriptive
STUDY: GR40306 & GR40844
Prior Targeted Ocular Therapies/Treatment in the Study Eye

Therapy/Treatment Category Therapy/Treatment	Faricimab (N=331)	Aflibercept (N=327)
Total number of patients with at least one applicable therapy or treatment	17 (5.1%)	9 (2.8%)
Total number of applicable therapies or treatments	17	9
ANY OTHER PRIOR OCULAR THERAPY		
Total number of patients with at least one applicable therapy or treatment	16 (4.8%)	7 (2.1%)
Total number of applicable therapies or treatments	16	7
DIETARY SUPPLEMENT	16 (4.8%)	7 (2.1%)
No Coding available		
Total number of patients with at least one applicable therapy or treatment	1 (0.3%)	2 (0.6%)
Total number of applicable therapies or treatments	1	2
ARGON LASER	0	1 (0.3%)
LASER COAGULATION	0	1 (0.3%)
LASER MACULA FOCAL/GRID/ANY	1 (0.3%)	0

VEGF = Vascular Endothelial Growth Factor; IVT = Intravitreal.
Percentages are based on N in the column headings.
For frequency counts by therapy or treatment, multiple occurrences of the same therapy or treatment in an individual are counted only once.
For the total number of therapies or treatments, multiple occurrences of the same therapy or treatment in an individual are counted separately.
Clinical cut-off: TENAYA 24MAR2022 and LUCERNE 23MAR2022

Program: ..clinical_studies/RO6867461/CDPT7716/share/ACE_pool_nAMD_Base/prod/program/t_cm.sas
Output: ..are/ACE_pool_nAMD_CSR_Final/prod/output/t_cm_POTT_SOCUL_LUCERNE_IT_MAR2022_nAMD.xls
08AUG2022 7:05

POPULATION: Intent-To-Treat Population
ENDPOINT: --
MODEL: descriptive
STUDY: GR40306 & GR40844
Concomitant Non-Ocular Medications by Medication Class and Preferred Name

ATC Class Level 2 Other Treatment	Faricimab (N=665)	Aflibercept (N=664)
Total number of patients with at least one treatment	653 (98.2%)	650 (97.9%)
Total number of treatments	9064	8676
VACCINES		
Total number of patients with at least one treatment	436 (65.6%)	425 (64.0%)
Total number of treatments	1029	1038
TOZINAMERAN	222 (33.4%)	236 (35.5%)
ELASOMERAN	100 (15.0%)	91 (13.7%)
INFLUENZA VACCINE	100 (15.0%)	82 (12.3%)
COVID-19 VACCINE NRVV AD (CHADOX1 NCOV-19)	48 (7.2%)	38 (5.7%)
COVID-19 VACCINE	18 (2.7%)	26 (3.9%)
COVID-19 VACCINE NRVV AD26 (GAM-COVID-VAC)	19 (2.9%)	14 (2.1%)
PNEUMOCOCCAL VACCINE	15 (2.3%)	12 (1.8%)
COVID-19 VACCINE INACT (VERO) CZ02	9 (1.4%)	12 (1.8%)
COVID-19 VACCINE NRVV AD26 (JNJ 78436735)	10 (1.5%)	7 (1.1%)
INFLUENZA VACCINE INACT SPLIT 3V	5 (0.8%)	11 (1.7%)
VARICELLA ZOSTER VACCINE	10 (1.5%)	6 (0.9%)
INFLUENZA VACCINE INACT SPLIT 4V	7 (1.1%)	7 (1.1%)
VARICELLA ZOSTER VACCINE RGE (CHO)	9 (1.4%)	2 (0.3%)
COVID-19 VACCINE INACT (VERO) HB02	3 (0.5%)	7 (1.1%)
PNEUMOCOCCAL VACCINE CONJ 13V (CRM197)	3 (0.5%)	5 (0.8%)
INFLUENZA VACCINE INACT SAG 3V	3 (0.5%)	3 (0.5%)
INFLUENZA VACCINE INACT SAG 4V	4 (0.6%)	2 (0.3%)
PNEUMOCOCCAL VACCINE POLYSACCH 23V	4 (0.6%)	2 (0.3%)
INFLUENZA VACCINE INACT WHOLE 3V	4 (0.6%)	1 (0.2%)
TETANUS VACCINE	2 (0.3%)	3 (0.5%)
PNEUMOCOCCAL VACCINE CONJ 7V (CRM197)	1 (0.2%)	2 (0.3%)
VACCINES	2 (0.3%)	1 (0.2%)
VARICELLA ZOSTER VACCINE LIVE (OKA/MERCK)	2 (0.3%)	1 (0.2%)
DIPHTHERIA VACCINE TOXOID;PERTUSSIS VACCINE ACELLULAR 3-COMPONENT;TETANUS VACCINE TOXOID	2 (0.3%)	0
DIPHTHERIA VACCINE TOXOID;PERTUSSIS VACCINE ACELLULAR;TETANUS VACCINE TOXOID	0	2 (0.3%)
TETANUS VACCINE TOXOID	0	2 (0.3%)
TICK-BORNE ENCEPHALITIS VACCINE INACT (NEUV)	1 (0.2%)	1 (0.2%)

COVID-19 VACCINE INACT W.VIRION AYDAR-1	0	1 (0.2%)
DIPHTHERIA VACCINE TOXOID;PERTUSSIS VACCINE ACELLULAR 5-COMPONENT;TETANUS VACCINE TOXOID	1 (0.2%)	0
HEPATITIS B VACCINE	0	1 (0.2%)
HEPATITIS B VACCINE RHBSAG (YEAST)	0	1 (0.2%)
HEPATITIS VACCINES	0	1 (0.2%)
OTHER VACCINES	0	1 (0.2%)
PNEUMOCOCCAL VACCINE 13V	1 (0.2%)	0
RABIES VACCINE	1 (0.2%)	0
TYPHOID VACCINE	0	1 (0.2%)
ANALGESICS		
Total number of patients with at least one treatment	403 (60.6%)	411 (61.9%)
Total number of treatments	968	911
ACETYLSALICYLIC ACID	204 (30.7%)	218 (32.8%)
PARACETAMOL	159 (23.9%)	144 (21.7%)
METOPROLOL	43 (6.5%)	44 (6.6%)
GABAPENTIN	37 (5.6%)	47 (7.1%)
TRAMADOL	27 (4.1%)	30 (4.5%)
METOPROLOL SUCCINATE	16 (2.4%)	31 (4.7%)
METOPROLOL TARTRATE	20 (3.0%)	20 (3.0%)
OXYCODONE	15 (2.3%)	14 (2.1%)
PREGABALIN	16 (2.4%)	13 (2.0%)
CODEINE PHOSPHATE;PARACETAMOL	18 (2.7%)	10 (1.5%)
FENTANYL	12 (1.8%)	16 (2.4%)
MORPHINE	10 (1.5%)	14 (2.1%)
HYDROCODONE	7 (1.1%)	14 (2.1%)
HYDROCODONE;PARACETAMOL	7 (1.1%)	12 (1.8%)
TRAMADOL HYDROCHLORIDE	8 (1.2%)	10 (1.5%)
AMITRIPTYLINE	10 (1.5%)	7 (1.1%)
HYDROCODONE BITARTRATE;PARACETAMOL	7 (1.1%)	10 (1.5%)
PARACETAMOL;TRAMADOL HYDROCHLORIDE	9 (1.4%)	7 (1.1%)
METAMIZOLE SODIUM	7 (1.1%)	8 (1.2%)
DULOXETINE	7 (1.1%)	7 (1.1%)
DULOXETINE HYDROCHLORIDE	8 (1.2%)	5 (0.8%)
MORPHINE SULFATE	3 (0.5%)	8 (1.2%)
PROPRANOLOL	8 (1.2%)	2 (0.3%)
CANNABIDIOL	3 (0.5%)	6 (0.9%)
HYDROMORPHONE HYDROCHLORIDE	4 (0.6%)	5 (0.8%)
OXYCODONE HYDROCHLORIDE	5 (0.8%)	4 (0.6%)
OXYCODONE HYDROCHLORIDE;PARACETAMOL	3 (0.5%)	6 (0.9%)
VENLAFAXINE	5 (0.8%)	3 (0.5%)
ACETYLSALICYLATE LYSINE	3 (0.5%)	3 (0.5%)
ACETYLSALICYLIC ACID;MAGNESIUM HYDROXIDE	3 (0.5%)	3 (0.5%)
CODEINE	2 (0.3%)	4 (0.6%)
CORTICOSTEROID NOS	5 (0.8%)	1 (0.2%)
DEXTROMETHORPHAN HYDROBROMIDE;DOXYLAMINE SUCCINATE;EPHEDRINE SULFATE;ETHANOL;PARACETAMOL	3 (0.5%)	3 (0.5%)
DIPHENHYDRAMINE HYDROCHLORIDE;PARACETAMOL	4 (0.6%)	2 (0.3%)

NALOXONE HYDROCHLORIDE;OXYCODONE HYDROCHLORIDE	4 (0.6%)	2 (0.3%)
OXYCODONE;PARACETAMOL	3 (0.5%)	3 (0.5%)
VENLAFAXINE HYDROCHLORIDE	2 (0.3%)	4 (0.6%)
VERAPAMIL	1 (0.2%)	5 (0.8%)
AMITRIPTYLINE HYDROCHLORIDE	3 (0.5%)	2 (0.3%)
CODEINE PHOSPHATE	4 (0.6%)	1 (0.2%)
FENTANYL CITRATE	3 (0.5%)	2 (0.3%)
METAMIZOLE MAGNESIUM	4 (0.6%)	1 (0.2%)
ACETYLSALICYLIC ACID;CAFFEINE;PARACETAMOL	2 (0.3%)	2 (0.3%)
CAFFEINE;CODEINE PHOSPHATE;PARACETAMOL	2 (0.3%)	2 (0.3%)
CARBAMAZEPINE	2 (0.3%)	2 (0.3%)
CLONIDINE	2 (0.3%)	2 (0.3%)
CLONIDINE HYDROCHLORIDE	2 (0.3%)	2 (0.3%)
DEXTROMETHORPHAN HYDROBROMIDE;PARACETAMOL;PSEUDOEPHEDRINE HYDROCHLORIDE	2 (0.3%)	2 (0.3%)
HYDROMORPHONE	2 (0.3%)	2 (0.3%)
METAMIZOLE	2 (0.3%)	2 (0.3%)
PARACETAMOL;TRAMADOL	3 (0.5%)	1 (0.2%)
ACETYLSALICYLIC ACID;CAFFEINE	2 (0.3%)	1 (0.2%)
ANALGESICS	3 (0.5%)	0
ARTEMISIA ARGYI	2 (0.3%)	1 (0.2%)
BOTULINUM TOXIN TYPE A	1 (0.2%)	2 (0.3%)
CAFFEINE;PAPAVER SOMNIFERUM LATEX;PARACETAMOL	0	3 (0.5%)
CANNABIS SATIVA	2 (0.3%)	1 (0.2%)
CHLORPHENAMINE MALEATE;PARACETAMOL	2 (0.3%)	1 (0.2%)
CODEINE;PARACETAMOL	1 (0.2%)	2 (0.3%)
DEXTROMETHORPHAN HYDROBROMIDE;GUAIFENESIN;PARACETAMOL;PSEUDOEPHEDRIN E HYDROCHLORIDE	1 (0.2%)	2 (0.3%)
DEXTROMETHORPHAN HYDROBROMIDE;PARACETAMOL;PHENYLEPHRINE HYDROCHLORIDE	2 (0.3%)	1 (0.2%)
DIHYDROCODEINE	2 (0.3%)	1 (0.2%)
MENTHOL	0	3 (0.5%)
PETHIDINE HYDROCHLORIDE	3 (0.5%)	0
SALICYLIC ACID	2 (0.3%)	1 (0.2%)
VERAPAMIL HYDROCHLORIDE	1 (0.2%)	2 (0.3%)
ACETYLSALICYLIC ACID;ASCORBIC ACID	1 (0.2%)	1 (0.2%)
BUPRENORPHINE	1 (0.2%)	1 (0.2%)
CAFFEINE;CODEINE;PARACETAMOL	1 (0.2%)	1 (0.2%)
CHOLINE SALICYLATE	2 (0.3%)	0
CODEINE PHOSPHATE HEMIHYDRATE;PARACETAMOL	2 (0.3%)	0
NALBUPHINE	2 (0.3%)	0
NALOXONE HYDROCHLORIDE;TILIDINE HYDROCHLORIDE	1 (0.2%)	1 (0.2%)
OXCARBAZEPINE	1 (0.2%)	1 (0.2%)
PETHIDINE	1 (0.2%)	1 (0.2%)
PROPRANOLOL HYDROCHLORIDE	2 (0.3%)	0
SUMATRIPTAN	1 (0.2%)	1 (0.2%)
TAPENTADOL	1 (0.2%)	1 (0.2%)

TAPENTADOL HYDROCHLORIDE	1 (0.2%)	1 (0.2%)
ACETYLSALICYLIC ACID;CAFFEINE;CHLORPHENAMINE MALEATE;PARACETAMOL	0	1 (0.2%)
ACETYLSALICYLIC ACID;CITRIC ACID;SODIUM BICARBONATE	0	1 (0.2%)
ALBIZIA JULIBRISSIN	1 (0.2%)	0
ANEMARRHENA ASPHODELOIDES RHIZOME	1 (0.2%)	0
ANILIDES	0	1 (0.2%)
APRONAL;CAFFEINE;PARACETAMOL;PROPYPHENAZONE	0	1 (0.2%)
ARTEMISIA ARGYI LEAF	0	1 (0.2%)
ASCORBIC ACID;CAFFEINE;CHLORPHENAMINE MALEATE;PARACETAMOL	0	1 (0.2%)
ASCORBIC ACID;PARACETAMOL;PHENIRAMINE MALEATE;PHENYLEPHRINE HYDROCHLORIDE	1 (0.2%)	0
ASCORBIC ACID;PARACETAMOL;PHENYLEPHRINE HYDROCHLORIDE;SODIUM CITRATE	0	1 (0.2%)
ATROPA BELLADONNA TOTAL ALKALOID EXTRACT;BENFOTIAMINE;BROMHEXINE HYDROCHLORIDE;CAFFEINE;CLEMASTINE FUMARATE;DIHYDROCODEINE PHOSPHATE;METHYLEPHEDRINE HYDROCHLORIDE-DL;NOSCAPINE;PARACETAMOL	0	1 (0.2%)
BENFOTIAMINE;CAFFEINE;CLEMASTINE FUMARATE;DIHYDROCODEINE PHOSPHATE;METHYLEPHEDRINE HYDROCHLORIDE-DL;NOSCAPINE;PARACETAMOL;SULFOGAIACOL	0	1 (0.2%)
BROMISOVAL;DIHYDROCODEINE PHOSPHATE;DIPHENHYDRAMINE SALICYLATE;DIPROPHYLLINE;METHYLEPHEDRINE HYDROCHLORIDE-DL;PARACETAMOL	0	1 (0.2%)
BUPLEURUM CHINENSE, ROOT	1 (0.2%)	0
BUPLEURUM FALCATUM	1 (0.2%)	0
BUTALBITAL;CAFFEINE;PARACETAMOL	0	1 (0.2%)
CAFFEINE;CHLORPHENAMINE MALEATE;METAMIZOLE SODIUM MONOHYDRATE	1 (0.2%)	0
CAFFEINE;CHLORPHENAMINE MALEATE;PARACETAMOL;PHENYLPROPANOLAMINE HYDROCHLORIDE	0	1 (0.2%)
CAFFEINE;CHLORPHENAMINE MALEATE;PARACETAMOL;SALICYLAMIDE	1 (0.2%)	0
CAFFEINE;CHLORPHENAMINE;DIHYDROCODEINE;GLYCYRRHIZA GLABRA;METHYLEPHEDRINE;PARACETAMOL	1 (0.2%)	0
CAFFEINE;DROTAVERINE HYDROCHLORIDE;NAPROXEN;PARACETAMOL;PHENIRAMINE MALEATE	0	1 (0.2%)
CAFFEINE;PARACETAMOL	1 (0.2%)	0
CHLORPHENAMINE MALEATE;DEXTROMETHORPHAN HYDROBROMIDE;PARACETAMOL	0	1 (0.2%)
CHLORPHENAMINE MALEATE;DEXTROMETHORPHAN HYDROBROMIDE;PARACETAMOL;PSEUDOEPHEDRINE HYDROCHLORIDE	0	1 (0.2%)
CHLORPHENAMINE MALEATE;PARACETAMOL;PHENYLEPHRINE HYDROCHLORIDE	0	1 (0.2%)

CHLORPHENAMINE;PARACETAMOL	1 (0.2%)	0
CINNAMOMUM CASSIA;GLYCYRRHIZA SPP.;PAEONIA LACTIFLORA;ZINGIBER OFFICINALE;ZIZIPHUS JUJUBA	1 (0.2%)	0
CLOMIPRAMINE	0	1 (0.2%)
CLOMIPRAMINE HYDROCHLORIDE	1 (0.2%)	0
CROCUS SATIVUS	1 (0.2%)	0
DEXKETOPROFEN;TRAMADOL HYDROCHLORIDE	0	1 (0.2%)
DEXTROMETHORPHAN HYDROBROMIDE;DOXYLAMINE SUCCINATE;PARACETAMOL	0	1 (0.2%)
DEXTROMETHORPHAN HYDROBROMIDE;GUAIFENESIN;PARACETAMOL;PHENYLEPHRINE HYDROCHLORIDE	0	1 (0.2%)
DICLOFENAC;PARACETAMOL	1 (0.2%)	0
DICTAMNUS DASYCARPUS	1 (0.2%)	0
DIHYDROCODEINE BITARTRATE;PARACETAMOL	1 (0.2%)	0
DIHYDROCODEINE PHOSPHATE	1 (0.2%)	0
EQUISETUM HYEMALE HERB	1 (0.2%)	0
EUCALYPTUS GLOBULUS OIL;MENTHA X PIPERITA OIL;METHYL SALICYLATE;SALICYLIC ACID	1 (0.2%)	0
FLUNARIZINE	0	1 (0.2%)
FLUNARIZINE DIHYDROCHLORIDE	0	1 (0.2%)
FORSYTHIA SUSPENSA FRUIT	1 (0.2%)	0
GUAIFENESIN;PARACETAMOL;PHENYLEPHRINE HYDROCHLORIDE	0	1 (0.2%)
HYDROCODONE;IBUPROFEN	1 (0.2%)	0
IBUPROFEN;PARACETAMOL	0	1 (0.2%)
IRIS DOMESTICA	1 (0.2%)	0
LIGUSTICUM CHUANXIONG	1 (0.2%)	0
LYCIUM BARBARUM FRUIT	1 (0.2%)	0
MAGNESIUM SALICYLATE	1 (0.2%)	0
MECOBALAMIN;PREGABALIN	0	1 (0.2%)
MENTHOL;PARACETAMOL	1 (0.2%)	0
METAMIZOLE SODIUM MONOHYDRATE	1 (0.2%)	0
MIROGABALIN BESILATE	1 (0.2%)	0
MORPHINE HYDROCHLORIDE	0	1 (0.2%)
NALOXONE;OXYCODONE	0	1 (0.2%)
OPHIOPOGON JAPONICUS	1 (0.2%)	0
OXETORONE FUMARATE	1 (0.2%)	0
PAEONIA X SUFFRUTICOSA	1 (0.2%)	0
PAPAVER SOMNIFERUM;PARACETAMOL	0	1 (0.2%)
PARACETAMOL;PHENIRAMINE MALEATE;PHENYLEPHRINE HYDROCHLORIDE	1 (0.2%)	0
PARACETAMOL;PHENYLEPHRINE	1 (0.2%)	0
PENTAZOCINE	0	1 (0.2%)
PHELLODENDRON AMURENSE	0	1 (0.2%)
PHELLODENDRON AMURENSE BARK	1 (0.2%)	0
PLATYCODON GRANDIFLORUS ROOT	1 (0.2%)	0
PRUNELLA VULGARIS	1 (0.2%)	0
PRUNUS CERASUS	1 (0.2%)	0
PRUNUS MUME FRUIT	1 (0.2%)	0

RIZATRIPTAN	1 (0.2%)	0
SAPOSHNIKOVIA DIVARICATA ROOT	1 (0.2%)	0
TOPIRAMATE	0	1 (0.2%)
VALPROIC ACID	0	1 (0.2%)
ZOLMITRIPTAN	0	1 (0.2%)
OPHTHALMOLOGICALS		
Total number of patients with at least one treatment	377 (56.7%)	402 (60.5%)
Total number of treatments	1099	1050
ASCORBIC ACID	43 (6.5%)	46 (6.9%)
POTASSIUM CHLORIDE	38 (5.7%)	44 (6.6%)
PREDNISONE	41 (6.2%)	38 (5.7%)
SODIUM CHLORIDE	29 (4.4%)	40 (6.0%)
AZITHROMYCIN	30 (4.5%)	38 (5.7%)
MINERALS NOS;VITAMINS NOS	34 (5.1%)	19 (2.9%)
MELOXICAM	30 (4.5%)	22 (3.3%)
ASCORBIC ACID;COPPER;VITAMIN E NOS;XANTOFYL;ZEAXANTHIN;ZINC	24 (3.6%)	26 (3.9%)
DICLOFENAC	29 (4.4%)	21 (3.2%)
CIPROFLOXACIN	22 (3.3%)	23 (3.5%)
CYANOCOBALAMIN	22 (3.3%)	21 (3.2%)
UBIDECARENONE	24 (3.6%)	19 (2.9%)
NAPROXEN SODIUM	23 (3.5%)	17 (2.6%)
ASCORBIC ACID;BETACAROTENE;CUPRIC OXIDE;TOCOPHERYL ACETATE;ZINC OXIDE	17 (2.6%)	22 (3.3%)
ASCORBIC ACID;CUPRIC OXIDE;DL-ALPHA TOCOPHERYL ACETATE;XANTOFYL;ZEAXANTHIN;ZINC OXIDE	18 (2.7%)	19 (2.9%)
CETIRIZINE HYDROCHLORIDE	22 (3.3%)	15 (2.3%)
OTHER OPHTHALMOLOGICALS	20 (3.0%)	17 (2.6%)
DEXAMETHASONE	18 (2.7%)	16 (2.4%)
LIDOCAINE	14 (2.1%)	19 (2.9%)
LEVOFLOXACIN	15 (2.3%)	17 (2.6%)
POTASSIUM	18 (2.7%)	14 (2.1%)
METHYLPREDNISOLONE	16 (2.4%)	15 (2.3%)
DICLOFENAC SODIUM	11 (1.7%)	16 (2.4%)
TRIAMCINOLONE ACETONIDE	10 (1.5%)	16 (2.4%)
ZINC	13 (2.0%)	13 (2.0%)
XANTOFYL	13 (2.0%)	9 (1.4%)
NAPROXEN	11 (1.7%)	10 (1.5%)
ACETYLCYSTEINE	13 (2.0%)	7 (1.1%)
ACICLOVIR	12 (1.8%)	8 (1.2%)
HYDROCORTISONE	7 (1.1%)	13 (2.0%)
PREDNISOLONE	9 (1.4%)	10 (1.5%)
REBAMIPIDE	10 (1.5%)	9 (1.4%)
CEFUROXIME	11 (1.7%)	7 (1.1%)
CORTISONE	10 (1.5%)	7 (1.1%)
HEPARIN	7 (1.1%)	9 (1.4%)
EPINEPHRINE	8 (1.2%)	7 (1.1%)
TRIAMCINOLONE	7 (1.1%)	7 (1.1%)

CETIRIZINE	9 (1.4%)	4 (0.6%)
ANTIBIOTICS	10 (1.5%)	2 (0.3%)
VANCOMYCIN	3 (0.5%)	9 (1.4%)
FLUCONAZOLE	6 (0.9%)	5 (0.8%)
STEROIDS	2 (0.3%)	8 (1.2%)
ASCORBIC ACID;TOCOPHERYL ACETATE;XANTOFYL;ZEAXANTHIN;ZINC	5 (0.8%)	4 (0.6%)
HEPARIN SODIUM	7 (1.1%)	2 (0.3%)
BETAMETHASONE	4 (0.6%)	4 (0.6%)
MACROGOL	2 (0.3%)	6 (0.9%)
PANCREATIN	5 (0.8%)	3 (0.5%)
RETINOL	7 (1.1%)	1 (0.2%)
BETAMETHASONE DIPROPIONATE	4 (0.6%)	3 (0.5%)
AZELASTINE	4 (0.6%)	2 (0.3%)
CHLORHEXIDINE GLUCONATE	3 (0.5%)	3 (0.5%)
CHONDROITIN SULFATE SODIUM	1 (0.2%)	5 (0.8%)
CIPROFLOXACIN HYDROCHLORIDE	2 (0.3%)	4 (0.6%)
CORTICOSTEROID NOS	5 (0.8%)	1 (0.2%)
ERYTHROMYCIN	1 (0.2%)	5 (0.8%)
GENTAMICIN	2 (0.3%)	4 (0.6%)
HYALURONATE SODIUM	4 (0.6%)	2 (0.3%)
OXYMETAZOLINE HYDROCHLORIDE	2 (0.3%)	4 (0.6%)
ZINC SULFATE	4 (0.6%)	2 (0.3%)
ALLERGY MEDICATION	1 (0.2%)	4 (0.6%)
BETAMETHASONE VALERATE	3 (0.5%)	2 (0.3%)
CLOTRIMAZOLE	1 (0.2%)	4 (0.6%)
INDOMETACIN	2 (0.3%)	3 (0.5%)
KETOROLAC	3 (0.5%)	2 (0.3%)
KETOROLAC TROMETHAMINE	4 (0.6%)	1 (0.2%)
METHYLPREDNISOLONE ACETATE	3 (0.5%)	2 (0.3%)
OXYMETAZOLINE	1 (0.2%)	4 (0.6%)
PARAFFIN	1 (0.2%)	4 (0.6%)
POVIDONE-IODINE	3 (0.5%)	2 (0.3%)
XYLOMETAZOLINE HYDROCHLORIDE	4 (0.6%)	1 (0.2%)
BEPOTASTINE BESILATE	1 (0.2%)	3 (0.5%)
BETAMETHASONE SODIUM PHOSPHATE	3 (0.5%)	1 (0.2%)
BUPIVACAINE HYDROCHLORIDE	0	4 (0.6%)
CLONIDINE	2 (0.3%)	2 (0.3%)
CLONIDINE HYDROCHLORIDE	2 (0.3%)	2 (0.3%)
DIFLUPREDNATE	2 (0.3%)	2 (0.3%)
DIMETICONE	2 (0.3%)	2 (0.3%)
FLUOCINOLONE ACETONIDE	3 (0.5%)	1 (0.2%)
GLYCEROL	2 (0.3%)	2 (0.3%)
HEPARINOID	2 (0.3%)	2 (0.3%)
IODINE	1 (0.2%)	3 (0.5%)
NEOSTIGMINE	3 (0.5%)	1 (0.2%)
TROXERUTIN	1 (0.2%)	3 (0.5%)
ACETAZOLAMIDE	3 (0.5%)	0
AMPICILLIN	3 (0.5%)	0

ASCORBIC ACID;CUPRIC OXIDE;DL-ALPHA TOCOPHERYL ACETATE;XANTOFYL;ZINC OXIDE	0	3 (0.5%)
ATROPINE SULFATE	2 (0.3%)	1 (0.2%)
AZELASTINE HYDROCHLORIDE	2 (0.3%)	1 (0.2%)
BETAMETHASONE VALERATE;GENTAMICIN SULFATE	1 (0.2%)	2 (0.3%)
CEFUROXIME SODIUM	0	3 (0.5%)
DEXPANTHENOL	0	3 (0.5%)
EPHEDRINE	1 (0.2%)	2 (0.3%)
FLURBIPROFEN	0	3 (0.5%)
HYLAN G-F 20	3 (0.5%)	0
MESO ZEAXANTHIN;XANTOFYL;ZEAXANTHIN	2 (0.3%)	1 (0.2%)
MUCOPOLYSACCHARIDE POLYSULFURIC ACID ESTER	3 (0.5%)	0
OFLOXACIN	1 (0.2%)	2 (0.3%)
PHENYLEPHRINE	1 (0.2%)	2 (0.3%)
SALICYLIC ACID	2 (0.3%)	1 (0.2%)
SODIUM PHOSPHATE	1 (0.2%)	2 (0.3%)
VACCINIUM MYRTILLUS FRUIT	1 (0.2%)	2 (0.3%)
ANESTHETICS, LOCAL	1 (0.2%)	1 (0.2%)
ASCORBIC ACID;CUPRIC OXIDE;CYANOCOBALAMIN;FOLIC ACID;PYRIDOXINE HYDROCHLORIDE;TOCOPHERYL ACID SUCCINATE;XANTOFYL;ZEAXANTHIN;ZINC OXIDE	0	2 (0.3%)
BETAXOLOL HYDROCHLORIDE	1 (0.2%)	1 (0.2%)
BUPIVACAINE	1 (0.2%)	1 (0.2%)
CHLORHEXIDINE	1 (0.2%)	1 (0.2%)
CICLOSPORIN	0	2 (0.3%)
DEXAMETHASONE SODIUM PHOSPHATE	1 (0.2%)	1 (0.2%)
EPHEDRINE HYDROCHLORIDE	2 (0.3%)	0
EPINASTINE HYDROCHLORIDE	2 (0.3%)	0
FAMCICLOVIR	1 (0.2%)	1 (0.2%)
FUSIDIC ACID	1 (0.2%)	1 (0.2%)
GENTAMICIN SULFATE	1 (0.2%)	1 (0.2%)
GUAIAZULENE	0	2 (0.3%)
HYALURONIC ACID	1 (0.2%)	1 (0.2%)
LEVOFLOXACIN HEMIHYDRATE	1 (0.2%)	1 (0.2%)
LIDOCAINE HYDROCHLORIDE	2 (0.3%)	0
LYSOZYME	1 (0.2%)	1 (0.2%)
MOXIFLOXACIN	1 (0.2%)	1 (0.2%)
NEOMYCIN SULFATE	0	2 (0.3%)
OLOPATADINE HYDROCHLORIDE	0	2 (0.3%)
PARAFFIN, LIQUID	1 (0.2%)	1 (0.2%)
PINDOLOL	2 (0.3%)	0
PIROXICAM	0	2 (0.3%)
RIBOFLAVIN	1 (0.2%)	1 (0.2%)
SODIUM GUALENATE HYDRATE	0	2 (0.3%)
SODIUM PHOSPHATE DIBASIC;SODIUM PHOSPHATE MONOBASIC	1 (0.2%)	1 (0.2%)
TAURINE	1 (0.2%)	1 (0.2%)
VACCINIUM MYRTILLUS	0	2 (0.3%)
XANTOFYL;ZEAXANTHIN	2 (0.3%)	0
ZEAXANTHIN	1 (0.2%)	1 (0.2%)

ADENOSINE	1 (0.2%)	0
ALBUMIN HUMAN	0	1 (0.2%)
ALCLOMETASONE	1 (0.2%)	0
ANTHOCYANOSIDES;ASTAXANTHIN;XANTOFYL;ZEAXANTHIN	1 (0.2%)	0
ANTIINFLAMMATORY AGENTS	0	1 (0.2%)
ANTIINFLAMMATORY AGENTS, NON-STEROIDS	1 (0.2%)	0
ARTIFICIAL TEARS [UMBRELLA TERM]	0	1 (0.2%)
ASCORBIC ACID;CAMELLIA SINENSIS;COPPER;SELENIUM;TAGETES ERECTA EXTRACT;VACCINIUM MYRTILLUS EXTRACT;VITAMIN E NOS;ZINC	0	1 (0.2%)
ASCORBIC ACID;COLECALCIFEROL;COPPER SULFATE;DL-ALPHA TOCOPHERYL ACETATE;DOCOSAHEXAENOIC ACID;OLEA EUROPAEA FRUIT OIL;RESVERATROL;XANTOFYL;ZEAXANTHIN;ZINC GLUCONATE	0	1 (0.2%)
ASCORBIC ACID;COPPER GLUCONATE;DL-ALPHA TOCOPHERYL ACETATE;XANTOFYL;ZEAXANTHIN;ZINC OXIDE	1 (0.2%)	0
ASCORBIC ACID;COPPER;TOCOPHERYL ACETATE;XANTOFYL;ZEAXANTHIN;ZINC	1 (0.2%)	0
ASCORBIC ACID;CUPRIC OXIDE;CYANOCOBALAMIN;FOLIC ACID;PYRIDOXINE;TOCOPHEROL;XANTOFYL;ZEAXANTHIN;ZINC	0	1 (0.2%)
ASCORBIC ACID;SELENIUM;VITAMIN E NOS;XANTOFYL;ZEAXANTHIN;ZINC	0	1 (0.2%)
ASCORBYL PALMITATE;BETACAROTENE;BIOFLAVONOIDS NOS;CALCIUM ASCORBATE;CAMELLIA SPP.;SAMBUCUS NIGRA;VACCINIUM MYRTILLUS;VITAMIN E NOS;VITIS VINIFERA SEED;XANTOFYL;ZEAXANTHIN	1 (0.2%)	0
ATROPINE	0	1 (0.2%)
BACITRACIN	1 (0.2%)	0
BACITRACIN;NEOMYCIN SULFATE	0	1 (0.2%)
BENZYLPENICILLIN	0	1 (0.2%)
BENZYLPENICILLIN POTASSIUM	1 (0.2%)	0
BETACAROTENE;LYCIUM BARBARUM FRUIT;MALPIGHIA GLABRA;TAGETES ERECTA FLOWER;TOCOPHEROL	0	1 (0.2%)
CALCIUM CHLORIDE DIHYDRATE;MAGNESIUM CHLORIDE HEXAHYDRATE;POTASSIUM CHLORIDE;SODIUM ACETATE TRIHYDRATE;SODIUM CHLORIDE	1 (0.2%)	0
CARTEOLOL HYDROCHLORIDE	1 (0.2%)	0
CETALKONIUM CHLORIDE;GLYCEROL;POLOXALCOL;TROMETAMOL HYDROCHLORIDE;TYLOXAPOL	0	1 (0.2%)
CHLORAMPHENICOL	1 (0.2%)	0
CHONDROITIN	0	1 (0.2%)
CHONDROITIN SULFATE	0	1 (0.2%)
CIPROFLOXACIN HYDROCHLORIDE;DEXAMETHASONE	0	1 (0.2%)
CORTICOSTEROIDS	0	1 (0.2%)
CORTISONE ACETATE	1 (0.2%)	0
CROTAMITON;HYDROCORTISONE	0	1 (0.2%)
DESONIDE	0	1 (0.2%)

DEXAMETHASONE ACETATE	0	1 (0.2%)
DEXAMETHASONE PHOSPHATE	1 (0.2%)	0
DEXAMETHASONE SODIUM PHOSPHATE;POLYMYXIN B SULFATE;TRIMETHOPRIM	0	1 (0.2%)
DEXAMETHASONE VALERATE	0	1 (0.2%)
DEXAMETHASONE;NEOMYCIN SULFATE;POLYMYXIN B SULFATE	0	1 (0.2%)
DEXAMETHASONE;TOBRAMYCIN	0	1 (0.2%)
DICLOFENAC DIETHYLAMINE	0	1 (0.2%)
EPINASTINE	0	1 (0.2%)
FISH OIL;MINERALS NOS;VITAMINS NOS;XANTOFYL;ZEAXANTHIN	0	1 (0.2%)
FLUDROCORTISONE	0	1 (0.2%)
FLUDROCORTISONE ACETATE	1 (0.2%)	0
FLURBIPROFEN AXETIL	0	1 (0.2%)
FUSIDATE SODIUM	1 (0.2%)	0
HOUTTUYNIA CORDATA	1 (0.2%)	0
HYALURONIDASE	1 (0.2%)	0
HYDROCORTISONE ACETATE;NEOMYCIN SULFATE	0	1 (0.2%)
HYDROCORTISONE PROBUTAT	0	1 (0.2%)
HYDROCORTISONE SODIUM SUCCINATE	0	1 (0.2%)
HYDROCORTISONE;NEOMYCIN SULFATE;POLYMYXIN B SULFATE	1 (0.2%)	0
HYDROGEN PEROXIDE	0	1 (0.2%)
HYETELLOSE	1 (0.2%)	0
INTERFERON ALFA-2B	0	1 (0.2%)
ISOSORBIDE	1 (0.2%)	0
LATANOPROST	1 (0.2%)	0
LYCIUM BARBARUM FRUIT	1 (0.2%)	0
LYSOZYME HYDROCHLORIDE	1 (0.2%)	0
MACROGOL 4000	0	1 (0.2%)
METHYLCELLULOSE	1 (0.2%)	0
METHYLETHYLPIRIDINOL	1 (0.2%)	0
NAPHAZOLINE NITRATE	0	1 (0.2%)
NEOMYCIN	0	1 (0.2%)
NEOMYCIN;TYROTHRICIN	0	1 (0.2%)
NEOSTIGMINE METILSULFATE	0	1 (0.2%)
NEPIDERMIN	1 (0.2%)	0
NORFLOXACIN	1 (0.2%)	0
OMEGA-3 FATTY ACIDS;XANTOFYL	0	1 (0.2%)
OMEGA-3 FATTY ACIDS;XANTOFYL;ZEAXANTHIN	1 (0.2%)	0
PANTOTHENIC ACID	0	1 (0.2%)
PHOSPHORIC ACID SODIUM	1 (0.2%)	0
PILOCARPINE HYDROCHLORIDE	1 (0.2%)	0
PIROXICAM BETADEX	0	1 (0.2%)
POLYDEOXYRIBONUCLEOTIDE SODIUM	1 (0.2%)	0
POTASSIUM IODIDE	1 (0.2%)	0
POTASSIUM PHOSPHATE DIBASIC;POTASSIUM PHOSPHATE MONOBASIC	1 (0.2%)	0
POTASSIUM;SODIUM CHLORIDE	0	1 (0.2%)

PRANOPROFEN	0	1 (0.2%)
PREDNISONE ACETATE	1 (0.2%)	0
PROPYLENE GLYCOL	1 (0.2%)	0
PUERARIA LOBATA ROOT	1 (0.2%)	0
SEA WATER	1 (0.2%)	0
SILVER	1 (0.2%)	0
SULFAMETHOXAZOLE	1 (0.2%)	0
TRIAMCINOLONE HEXACETONIDE	0	1 (0.2%)
VACCINIUM MYRTILLUS EXTRACT	1 (0.2%)	0
VACCINIUM MYRTILLUS;XANTOFYL;ZEAXANTHIN	1 (0.2%)	0
VANCOMYCIN HYDROCHLORIDE	0	1 (0.2%)
VIDARABINE	1 (0.2%)	0
ZINC SULFATE HEPTAHYDRATE	0	1 (0.2%)
LIPID MODIFYING AGENTS		
Total number of patients with at least one treatment	359 (54.0%)	356 (53.6%)
Total number of treatments	472	459
ATORVASTATIN	103 (15.5%)	110 (16.6%)
SIMVASTATIN	63 (9.5%)	77 (11.6%)
ATORVASTATIN CALCIUM	38 (5.7%)	47 (7.1%)
ROSUVASTATIN	37 (5.6%)	31 (4.7%)
FISH OIL	35 (5.3%)	27 (4.1%)
ROSUVASTATIN CALCIUM	32 (4.8%)	29 (4.4%)
EZETIMIBE	22 (3.3%)	19 (2.9%)
PRAVASTATIN	18 (2.7%)	22 (3.3%)
FENOFIBRATE	15 (2.3%)	13 (2.0%)
DOCOSAHEXAENOIC ACID;EICOSAPENTAENOIC ACID	10 (1.5%)	9 (1.4%)
LOVASTATIN	13 (2.0%)	5 (0.8%)
NICOTINIC ACID	8 (1.2%)	4 (0.6%)
PRAVASTATIN SODIUM	7 (1.1%)	5 (0.8%)
EZETIMIBE;SIMVASTATIN	4 (0.6%)	3 (0.5%)
MONASCUS PURPUREUS	4 (0.6%)	3 (0.5%)
EZETIMIBE;ROSUVASTATIN CALCIUM	4 (0.6%)	2 (0.3%)
KRILL OIL	1 (0.2%)	5 (0.8%)
LINUM USITATISSIMUM SEED OIL	4 (0.6%)	2 (0.3%)
ALLIUM SATIVUM	3 (0.5%)	2 (0.3%)
EICOSAPENTAENOIC ACID ETHYL ESTER	3 (0.5%)	2 (0.3%)
ATORVASTATIN CALCIUM;EZETIMIBE	2 (0.3%)	2 (0.3%)
OMEGA-3-ACID ETHYL ESTER	4 (0.6%)	0
ATORVASTATIN CALCIUM TRIHYDRATE	3 (0.5%)	0
BEZAFIBRATE	1 (0.2%)	2 (0.3%)
DOCOSAHEXAENOIC ACID;EICOSAPENTAENOIC ACID;FISH OIL	0	3 (0.5%)
PITAVASTATIN CALCIUM	0	3 (0.5%)
COLESTYRAMINE	0	2 (0.3%)
FENOFIBRIC ACID	0	2 (0.3%)
FISH OIL;OMEGA-3 FATTY ACIDS	0	2 (0.3%)
FLUVASTATIN SODIUM	1 (0.2%)	1 (0.2%)

GEMFIBROZIL	2 (0.3%)	0
LECITHIN	1 (0.2%)	1 (0.2%)
OMEGA-3 TRIGLYCERIDES	1 (0.2%)	1 (0.2%)
AMLODIPINE BESILATE;ATORVASTATIN CALCIUM	0	1 (0.2%)
AMLODIPINE;ATORVASTATIN	0	1 (0.2%)
ANIMAL UNSPECIFIED;ASCORBIC ACID;FAGOPYRUM ESCULENTUM DRY LEAF JUICE;FAGOPYRUM ESCULENTUM SEED	0	1 (0.2%)
ANIMAL UNSPECIFIED;CYANOCOBALAMIN;FOLIC ACID;LEVOCARNITINE FUMARATE;PYRIDOXAL PHOSPHATE;PYRIDOXINE HYDROCHLORIDE;UBIDECARENONE	1 (0.2%)	0
ASCORBIC ACID;BROMELAINS;FATS NOS;FISH OIL;LECITHIN;SITOSTEROL;SORBITAN MONO-OLEATE;TOCOPHEROL	0	1 (0.2%)
BETACAROTENE;SITOSTEROLS	0	1 (0.2%)
BORAGO OFFICINALIS SEED OIL;FISH OIL;LINUM USITATISSIMUM SEED OIL;TOCOPHEROL	1 (0.2%)	0
BUPLEURUM FALCATUM ROOT;CINNAMOMUM CASSIA BARK;FOSSILIA OSSIS MASTODI;OYSTER SHELL;PANAX GINSENG ROOT;PINELLIA TERNATA TUBER;PORIA COCOS SCLEROTIUM;RHEUM SPP. RHIZOME;SCUTELLARIA BAICALENSIS ROOT;ZINGIBER OFFICINALE RHIZOME;ZIZIPHUS JUJUBA FRUIT	0	1 (0.2%)
CARNITINE	1 (0.2%)	0
CHROMIUM PICOLINATE;FISH OIL;FOLIC ACID;MONASCUS PURPUREUS;NICOTINAMIDE;PANTOTHENIC ACID;POLICOSANOL;REYNOUTRIA JAPONICA;THIOCTIC ACID;VITAMIN B12 NOS	0	1 (0.2%)
COLESEVELAM HYDROCHLORIDE	1 (0.2%)	0
DOCOSAHEXAENOIC ACID	1 (0.2%)	0
DOCOSAHEXAENOIC ACID;EICOSAPENTAENOIC ACID;PHOSPHATIDYL SERINE	0	1 (0.2%)
EICOSAPENTAENOIC ACID	1 (0.2%)	0
EVOLOCUMAB	1 (0.2%)	0
FALLOPIA MULTIFLORA	1 (0.2%)	0
FISH OIL;VITAMIN E NOS	1 (0.2%)	0
HERBAL CHOLESTEROL AND TRIGLYCERIDE REDUCERS	0	1 (0.2%)
LACTOBACILLUS PLANTARUM	1 (0.2%)	0
LINUM USITATISSIMUM SEED	0	1 (0.2%)
OMEGA-3 FATTY ACIDS	1 (0.2%)	0
PEMAFIBRATE	1 (0.2%)	0
TOCOPHERYL NICOTINATE	0	1 (0.2%)
AGENTS ACTING ON THE RENIN-ANGIOTENSIN SYSTEM		
Total number of patients with at least one treatment	340 (51.1%)	358 (53.9%)
Total number of treatments	412	417
LISINOPRIL	60 (9.0%)	61 (9.2%)
LOSARTAN	49 (7.4%)	53 (8.0%)
RAMIPRIL	42 (6.3%)	35 (5.3%)
VALSARTAN	32 (4.8%)	18 (2.7%)
ENALAPRIL	20 (3.0%)	16 (2.4%)

TELMISARTAN	15 (2.3%)	21 (3.2%)
LOSARTAN POTASSIUM	8 (1.2%)	20 (3.0%)
IRBESARTAN	13 (2.0%)	10 (1.5%)
OLMESARTAN MEDOXOMIL	9 (1.4%)	11 (1.7%)
PERINDOPRIL	12 (1.8%)	7 (1.1%)
CANDESARTAN CILEXETIL	10 (1.5%)	8 (1.2%)
HYDROCHLOROTHIAZIDE;VALSARTAN	12 (1.8%)	5 (0.8%)
HYDROCHLOROTHIAZIDE;LISINOPRIL	7 (1.1%)	9 (1.4%)
CANDESARTAN	6 (0.9%)	9 (1.4%)
HYDROCHLOROTHIAZIDE;LOSARTAN POTASSIUM	4 (0.6%)	9 (1.4%)
CAPTOPRIL	6 (0.9%)	6 (0.9%)
HYDROCHLOROTHIAZIDE;TELMISARTAN	5 (0.8%)	7 (1.1%)
AMLODIPINE BESILATE;PERINDOPRIL ARGININE	5 (0.8%)	4 (0.6%)
BENAZEPRIL	6 (0.9%)	3 (0.5%)
ENALAPRIL MALEATE	5 (0.8%)	4 (0.6%)
HYDROCHLOROTHIAZIDE;IRBESARTAN	6 (0.9%)	2 (0.3%)
SACUBITRIL;VALSARTAN	3 (0.5%)	5 (0.8%)
AMLODIPINE BESILATE;VALSARTAN	4 (0.6%)	3 (0.5%)
HYDROCHLOROTHIAZIDE;LOSARTAN	4 (0.6%)	2 (0.3%)
OLMESARTAN	1 (0.2%)	5 (0.8%)
QUINAPRIL	2 (0.3%)	4 (0.6%)
AMLODIPINE BESILATE;CANDESARTAN CILEXETIL	2 (0.3%)	3 (0.5%)
AMLODIPINE BESILATE;TELMISARTAN	2 (0.3%)	3 (0.5%)
INDAPAMIDE;PERINDOPRIL	2 (0.3%)	3 (0.5%)
INDAPAMIDE;PERINDOPRIL ARGININE	2 (0.3%)	3 (0.5%)
PERINDOPRIL ARGININE	1 (0.2%)	4 (0.6%)
PERINDOPRIL ERBUMINE	1 (0.2%)	4 (0.6%)
AMLODIPINE;BENAZEPRIL	3 (0.5%)	1 (0.2%)
CANDESARTAN CILEXETIL;HYDROCHLOROTHIAZIDE	2 (0.3%)	2 (0.3%)
HYDROCHLOROTHIAZIDE;OLMESARTAN MEDOXOMIL	1 (0.2%)	3 (0.5%)
HYDROCHLOROTHIAZIDE;RAMIPRIL	1 (0.2%)	3 (0.5%)
QUINAPRIL HYDROCHLORIDE	0	4 (0.6%)
FIMASARTAN POTASSIUM TRIHYDRATE	1 (0.2%)	2 (0.3%)
HYDROCHLOROTHIAZIDE;LISINOPRIL DIHYDRATE	2 (0.3%)	1 (0.2%)
INDAPAMIDE;PERINDOPRIL ERBUMINE	0	3 (0.5%)
TRANDOLAPRIL	1 (0.2%)	2 (0.3%)
ZOFENOPRIL CALCIUM	1 (0.2%)	2 (0.3%)
AMLODIPINE BESILATE;BENAZEPRIL HYDROCHLORIDE	1 (0.2%)	1 (0.2%)
AMLODIPINE BESILATE;INDAPAMIDE;PERINDOPRIL ERBUMINE	2 (0.3%)	0
AMLODIPINE BESILATE;IRBESARTAN	2 (0.3%)	0
AMLODIPINE BESILATE;OLMESARTAN MEDOXOMIL	1 (0.2%)	1 (0.2%)
AMLODIPINE;OLMESARTAN	2 (0.3%)	0
AMLODIPINE;PERINDOPRIL ARGININE	2 (0.3%)	0
AMLODIPINE;VALSARTAN	1 (0.2%)	1 (0.2%)
AZELNIDIPINE;OLMESARTAN MEDOXOMIL	1 (0.2%)	1 (0.2%)
ENALAPRIL MALEATE;LERCANIDIPINE HYDROCHLORIDE	1 (0.2%)	1 (0.2%)
IMIDAPRIL HYDROCHLORIDE	2 (0.3%)	0
LISINOPRIL DIHYDRATE	1 (0.2%)	1 (0.2%)

AMLODIPINE BESILATE;FIMASARTAN POTASSIUM TRIHYDRATE	1 (0.2%)	0
AMLODIPINE BESILATE;HYDROCHLOROTHIAZIDE;VALSARTAN	1 (0.2%)	0
AMLODIPINE BESILATE;LISINOPRIL	0	1 (0.2%)
AMLODIPINE BESILATE;RAMIPRIL	0	1 (0.2%)
AMLODIPINE CAMSILATE;LOSARTAN POTASSIUM	1 (0.2%)	0
AMLODIPINE;AZILSARTAN	1 (0.2%)	0
AMLODIPINE;BENAZEPRIL HYDROCHLORIDE	1 (0.2%)	0
AMLODIPINE;CANDESARTAN	1 (0.2%)	0
AMLODIPINE;INDAPAMIDE;PERINDOPRIL	0	1 (0.2%)
AMLODIPINE;TELMISARTAN	1 (0.2%)	0
AZILSARTAN KAMEDOXOMIL	0	1 (0.2%)
AZILSARTAN KAMEDOXOMIL;CHLORTALIDONE	1 (0.2%)	0
AZILSARTAN MEDOXOMIL;CHLORTALIDONE	1 (0.2%)	0
BENAZEPRIL HYDROCHLORIDE	0	1 (0.2%)
BENAZEPRIL;HYDROCHLOROTHIAZIDE	0	1 (0.2%)
BISOPROLOL FUMARATE;PERINDOPRIL ARGININE	1 (0.2%)	0
BISOPROLOL;PERINDOPRIL	0	1 (0.2%)
ENALAPRIL MALEATE;HYDROCHLOROTHIAZIDE	0	1 (0.2%)
ENALAPRIL MALEATE;NITRENDIPINE	0	1 (0.2%)
ENALAPRIL;HYDROCHLOROTHIAZIDE	0	1 (0.2%)
ENALAPRILAT	0	1 (0.2%)
EPROSARTAN	1 (0.2%)	0
EPROSARTAN MESILATE;HYDROCHLOROTHIAZIDE	1 (0.2%)	0
FOSINOPRIL	1 (0.2%)	0
FOSINOPRIL SODIUM;HYDROCHLOROTHIAZIDE	1 (0.2%)	0
HYDROCHLOROTHIAZIDE;QUINAPRIL	0	1 (0.2%)
HYDROCHLOROTHIAZIDE;QUINAPRIL HYDROCHLORIDE	0	1 (0.2%)
INDAPAMIDE;PERINDOPRIL TOSILATE	0	1 (0.2%)
LERCANIDIPINE HYDROCHLORIDE;VALSARTAN	0	1 (0.2%)
TEMOCAPRIL HYDROCHLORIDE	1 (0.2%)	0
ZOFENOPRIL	0	1 (0.2%)
TOPICAL PRODUCTS FOR JOINT AND MUSCULAR PAIN		
Total number of patients with at least one treatment	347 (52.2%)	349 (52.6%)
Total number of treatments	546	533
ACETYLSALICYLIC ACID	204 (30.7%)	218 (32.8%)
IBUPROFEN	76 (11.4%)	60 (9.0%)
MELOXICAM	30 (4.5%)	22 (3.3%)
DICLOFENAC	29 (4.4%)	21 (3.2%)
FOLIC ACID	25 (3.8%)	24 (3.6%)
NAPROXEN SODIUM	23 (3.5%)	17 (2.6%)
DICLOFENAC SODIUM	11 (1.7%)	16 (2.4%)
NAPROXEN	11 (1.7%)	10 (1.5%)
LOXOPROFEN SODIUM	10 (1.5%)	9 (1.4%)
KETOPROFEN	8 (1.2%)	9 (1.4%)
GLUCOSAMINE	9 (1.4%)	7 (1.1%)
CHONDROITIN;GLUCOSAMINE	6 (0.9%)	7 (1.1%)

NICOTINIC ACID	8 (1.2%)	4 (0.6%)
ACECLOFENAC	2 (0.3%)	6 (0.9%)
DEXKETOPROFEN TROMETAMOL	5 (0.8%)	2 (0.3%)
CHONDROITIN SULFATE SODIUM	1 (0.2%)	5 (0.8%)
INDOMETACIN	2 (0.3%)	3 (0.5%)
NIMESULIDE	2 (0.3%)	3 (0.5%)
HEPARINOID	2 (0.3%)	2 (0.3%)
LOXOPROFEN	2 (0.3%)	2 (0.3%)
METHYLSULFONYLMETHANE	2 (0.3%)	2 (0.3%)
FLURBIPROFEN	0	3 (0.5%)
MENTHOL	0	3 (0.5%)
MUCOPOLYSACCHARIDE POLYSULFURIC ACID ESTER	3 (0.5%)	0
SALICYLIC ACID	2 (0.3%)	1 (0.2%)
BENZYDAMINE HYDROCHLORIDE	0	2 (0.3%)
DEXIBUPROFEN	2 (0.3%)	0
DEXKETOPROFEN	1 (0.2%)	1 (0.2%)
DIETHYLAMINE SALICYLATE;ESCIN	1 (0.2%)	1 (0.2%)
FELBINAC	1 (0.2%)	1 (0.2%)
GLUCOSAMINE SULFATE	1 (0.2%)	1 (0.2%)
MAGNESIUM CHLORIDE	1 (0.2%)	1 (0.2%)
MENTHOL;METHYL SALICYLATE	0	2 (0.3%)
OTHER TOPICAL PRODUCTS FOR JOINT AND MUSCULAR PAIN	0	2 (0.3%)
PIROXICAM	0	2 (0.3%)
TOLPERISONE HYDROCHLORIDE	1 (0.2%)	1 (0.2%)
TROLAMINE SALICYLATE	1 (0.2%)	1 (0.2%)
VACCINIUM MACROCARPON	1 (0.2%)	1 (0.2%)
ZINGIBER OFFICINALE	1 (0.2%)	1 (0.2%)
ALUMINIUM ACETOTARTRATE	0	1 (0.2%)
CAMPHOR;ENOXOLONE;LEVOMENTHOL;METHYL SALICYLATE	1 (0.2%)	0
CAMPHOR;MENTHOL	0	1 (0.2%)
CAPSAICIN	1 (0.2%)	0
CHONDROITIN	0	1 (0.2%)
CHONDROITIN SULFATE	0	1 (0.2%)
CHONDROITIN SULFATE SODIUM;GLUCOSAMINE	1 (0.2%)	0
CHONDROITIN SULFATE;GLUCOSAMINE	1 (0.2%)	0
CHONDROITIN SULFATE;GLUCOSAMINE HYDROCHLORIDE;METHYLSULFONYLMETHANE	0	1 (0.2%)
CHONDROITIN SULFATE;GLUCOSAMINE;METHYLSULFONYLMETHANE	1 (0.2%)	0
CINEOLE;MELALEUCA LEUCADENDRA OIL;MENTHOL;METHYL SALICYLATE	0	1 (0.2%)
DICLOFENAC DIETHYLAMINE	0	1 (0.2%)
DICLOFENAC SODIUM;LINUM USITATISSIMUM;MENTHOL;METHYL SALICYLATE;THIOCOLCHICOSIDE	1 (0.2%)	0
ESFLURBIPROFEN	1 (0.2%)	0
ESFLURBIPROFEN;MENTHA SPP. OIL	0	1 (0.2%)
ETOFENAMATE	1 (0.2%)	0

EUCALYPTUS GLOBULUS OIL;MENTHA X PIPERITA OIL;METHYL SALICYLATE;SALICYLIC ACID	1 (0.2%)	0
FLURBIPROFEN AXETIL	0	1 (0.2%)
HERBAL NOS;VITAMINS NOS	0	1 (0.2%)
KETOPROFEN LYSINE	0	1 (0.2%)
LOXOPROFEN SODIUM DIHYDRATE	1 (0.2%)	0
PINUS SPP.	1 (0.2%)	0
PIROXICAM BETADEX	0	1 (0.2%)
TOLPERISONE	0	1 (0.2%)
URTICA DIOICA	0	1 (0.2%)
STOMATOLOGICAL PREPARATIONS		
Total number of patients with at least one treatment	318 (47.8%)	363 (54.7%)
Total number of treatments	633	641
ACETYLSALICYLIC ACID	204 (30.7%)	218 (32.8%)
SODIUM CHLORIDE	29 (4.4%)	40 (6.0%)
DICLOFENAC	29 (4.4%)	21 (3.2%)
DOXYCYCLINE	22 (3.3%)	20 (3.0%)
DEXAMETHASONE	18 (2.7%)	16 (2.4%)
LIDOCAINE	14 (2.1%)	19 (2.9%)
POTASSIUM	18 (2.7%)	14 (2.1%)
DICLOFENAC SODIUM	11 (1.7%)	16 (2.4%)
TRIAMCINOLONE ACETONIDE	10 (1.5%)	16 (2.4%)
ZINC	13 (2.0%)	13 (2.0%)
METRONIDAZOLE	13 (2.0%)	12 (1.8%)
NAPROXEN	11 (1.7%)	10 (1.5%)
OXYGEN	14 (2.1%)	7 (1.1%)
HYDROCORTISONE	7 (1.1%)	13 (2.0%)
PREDNISOLONE	9 (1.4%)	10 (1.5%)
KETOPROFEN	8 (1.2%)	9 (1.4%)
EPINEPHRINE	8 (1.2%)	7 (1.1%)
TRIAMCINOLONE	7 (1.1%)	7 (1.1%)
CLOBETASOL PROPIONATE	2 (0.3%)	10 (1.5%)
TRANEXAMIC ACID	6 (0.9%)	6 (0.9%)
SUCRALFATE	3 (0.5%)	6 (0.9%)
BETAMETHASONE	4 (0.6%)	4 (0.6%)
ELECTROLYTES NOS	3 (0.5%)	5 (0.8%)
NYSTATIN	0	8 (1.2%)
DOXYCYCLINE HYCLATE	4 (0.6%)	3 (0.5%)
SODIUM BICARBONATE	4 (0.6%)	3 (0.5%)
CHLORHEXIDINE GLUCONATE	3 (0.5%)	3 (0.5%)
CORTICOSTEROID NOS	5 (0.8%)	1 (0.2%)
HYALURONATE SODIUM	4 (0.6%)	2 (0.3%)
CLOTRIMAZOLE	1 (0.2%)	4 (0.6%)
NIMESULIDE	2 (0.3%)	3 (0.5%)
POVIDONE-IODINE	3 (0.5%)	2 (0.3%)
DIMETICONE	2 (0.3%)	2 (0.3%)
GLYCEROL	2 (0.3%)	2 (0.3%)

IODINE	1 (0.2%)	3 (0.5%)
FLURBIPROFEN	0	3 (0.5%)
SALICYLIC ACID	2 (0.3%)	1 (0.2%)
UREA HYDROGEN PEROXIDE	3 (0.5%)	0
ANESTHETICS, LOCAL	1 (0.2%)	1 (0.2%)
BENZYDAMINE HYDROCHLORIDE	0	2 (0.3%)
CHLORHEXIDINE	1 (0.2%)	1 (0.2%)
CHOLINE SALICYLATE	2 (0.3%)	0
CLOBETASOL	1 (0.2%)	1 (0.2%)
DEXAMETHASONE SODIUM PHOSPHATE	1 (0.2%)	1 (0.2%)
DOXYCYCLINE MONOHYDRATE	1 (0.2%)	1 (0.2%)
HYALURONIC ACID	1 (0.2%)	1 (0.2%)
LIDOCAINE HYDROCHLORIDE	2 (0.3%)	0
MICONAZOLE	0	2 (0.3%)
MINOCYCLINE	1 (0.2%)	1 (0.2%)
NEOMYCIN SULFATE	0	2 (0.3%)
SALVIA OFFICINALIS	0	2 (0.3%)
SODIUM GUALENATE HYDRATE	0	2 (0.3%)
ANEMARRHENA ASPHODELOIDES RHIZOME	1 (0.2%)	0
BENZYDAMINE HYDROCHLORIDE;CHLORHEXIDINE GLUCONATE	0	1 (0.2%)
CHLORAMPHENICOL	1 (0.2%)	0
CHLORHEXIDINE;LIDOCAINE	0	1 (0.2%)
DEXAMETHASONE ACETATE	0	1 (0.2%)
DEXAMETHASONE VALERATE	0	1 (0.2%)
DRYOBALANOPS AROMATICA	0	1 (0.2%)
HYDROCORTISONE PROBUTAT	0	1 (0.2%)
HYDROCORTISONE SODIUM SUCCINATE	0	1 (0.2%)
HYDROGEN PEROXIDE	0	1 (0.2%)
KETOPROFEN LYSINE	0	1 (0.2%)
MICONAZOLE NITRATE	0	1 (0.2%)
MINOCYCLINE HYDROCHLORIDE	0	1 (0.2%)
NEOMYCIN	0	1 (0.2%)
OPHIOPOGON JAPONICUS	1 (0.2%)	0
OPHIOPOGON JAPONICUS ROOT	1 (0.2%)	0
PHENOL	0	1 (0.2%)
PROPOLIS	1 (0.2%)	0
PRUNUS MUME FRUIT	1 (0.2%)	0
SODIUM HYPOCHLORITE	0	1 (0.2%)
TRIAMCINOLONE HEXACETONIDE	0	1 (0.2%)
ANTITHROMBOTIC AGENTS		
Total number of patients with at least one treatment	328 (49.3%)	326 (49.1%)
Total number of treatments	477	461
ACETYLSALICYLIC ACID	204 (30.7%)	218 (32.8%)
APIXABAN	42 (6.3%)	45 (6.8%)
CLOPIDOGREL	31 (4.7%)	27 (4.1%)
RIVAROXABAN	29 (4.4%)	22 (3.3%)

ENOXAPARIN SODIUM	29 (4.4%)	15 (2.3%)
CLOPIDOGREL BISULFATE	19 (2.9%)	16 (2.4%)
ENOXAPARIN	8 (1.2%)	12 (1.8%)
HEPARIN	7 (1.1%)	9 (1.4%)
WARFARIN	5 (0.8%)	11 (1.7%)
WARFARIN SODIUM	6 (0.9%)	6 (0.9%)
TICAGRELOR	6 (0.9%)	4 (0.6%)
ACENOCOUMAROL	4 (0.6%)	5 (0.8%)
CILOSTAZOL	4 (0.6%)	5 (0.8%)
DABIGATRAN ETEXILATE MESILATE	4 (0.6%)	5 (0.8%)
HEPARIN SODIUM	7 (1.1%)	2 (0.3%)
NADROPARIN CALCIUM	4 (0.6%)	3 (0.5%)
ACETYLSALICYLATE LYSINE	3 (0.5%)	3 (0.5%)
ACETYLSALICYLIC ACID;MAGNESIUM HYDROXIDE	3 (0.5%)	3 (0.5%)
EDOXABAN TOSILATE	1 (0.2%)	5 (0.8%)
HEPARINOID	2 (0.3%)	2 (0.3%)
DIPYRIDAMOLE	1 (0.2%)	2 (0.3%)
LIMAPROST ALFADEX	0	3 (0.5%)
LOW MOLECULAR WEIGHT HEPARIN	3 (0.5%)	0
MUCOPOLYSACCHARIDE POLYSULFURIC ACID ESTER	3 (0.5%)	0
SULODEXIDE	1 (0.2%)	2 (0.3%)
TICLOPIDINE HYDROCHLORIDE	0	3 (0.5%)
TINZAPARIN	2 (0.3%)	1 (0.2%)
ACETYLSALICYLIC ACID;DIPYRIDAMOLE	2 (0.3%)	0
BEMIPARIN	2 (0.3%)	0
DABIGATRAN	1 (0.2%)	1 (0.2%)
EDOXABAN	2 (0.3%)	0
ACETYLSALICYLIC ACID;CLOPIDOGREL	0	1 (0.2%)
ALPROSTADIL	0	1 (0.2%)
BEMIPARIN SODIUM	1 (0.2%)	0
CILOSTAZOL;GINKGO BILOBA	1 (0.2%)	0
CLOPIDOGREL BESYLATE	1 (0.2%)	0
CLOPIDOGREL RESINATE	0	1 (0.2%)
COUMARIN	0	1 (0.2%)
DABIGATRAN ETEXILATE	1 (0.2%)	0
EPTIFIBATIDE	0	1 (0.2%)
FLUINDIONE	0	1 (0.2%)
GLUCOSE;HEPARIN	0	1 (0.2%)
MESOGLYCAN	0	1 (0.2%)
NATTOKINASE	1 (0.2%)	0
SARPOGRELATE HYDROCHLORIDE	0	1 (0.2%)
STREPTODORNASE;STREPTOKINASE	1 (0.2%)	0
STREPTOKINASE	1 (0.2%)	0
TENECTEPLASE	1 (0.2%)	0
THROMBOMODULIN ALFA	1 (0.2%)	0
TICLOPIDINE	1 (0.2%)	0
TINZAPARIN SODIUM	1 (0.2%)	0
TIROFIBAN	1 (0.2%)	0
TRIFLUSAL	0	1 (0.2%)

VITAMINS		
Total number of patients with at least one treatment	268 (40.3%)	251 (37.8%)
Total number of treatments	477	435
COLECALCIFEROL	102 (15.3%)	92 (13.9%)
VITAMINS NOS	67 (10.1%)	68 (10.2%)
VITAMIN D NOS	62 (9.3%)	41 (6.2%)
ASCORBIC ACID	43 (6.5%)	46 (6.9%)
MINERALS NOS;VITAMINS NOS	34 (5.1%)	19 (2.9%)
ASCORBIC ACID;BETACAROTENE;CUPRIC OXIDE;TOCOPHERYL ACETATE;ZINC OXIDE	17 (2.6%)	22 (3.3%)
VITAMIN B COMPLEX	16 (2.4%)	11 (1.7%)
BIOTIN	12 (1.8%)	10 (1.5%)
VITAMIN E NOS	12 (1.8%)	9 (1.4%)
ERGOCALCIFEROL	6 (0.9%)	12 (1.8%)
CALCIFEDIOL	4 (0.6%)	8 (1.2%)
NICOTINIC ACID	8 (1.2%)	4 (0.6%)
PYRIDOXINE HYDROCHLORIDE	3 (0.5%)	6 (0.9%)
VITAMIN B NOS	5 (0.8%)	4 (0.6%)
RETINOL	7 (1.1%)	1 (0.2%)
THIAMINE HYDROCHLORIDE	4 (0.6%)	3 (0.5%)
CYANOCOBALAMIN;PYRIDOXINE HYDROCHLORIDE;THIAMINE HYDROCHLORIDE	4 (0.6%)	2 (0.3%)
ALFACALCIDOL	3 (0.5%)	2 (0.3%)
CALCITRIOL	3 (0.5%)	2 (0.3%)
CALCIUM CARBONATE;VITAMIN D NOS	1 (0.2%)	3 (0.5%)
COD-LIVER OIL	4 (0.6%)	0
HERBAL NOS;MINERALS NOS;VITAMINS NOS	1 (0.2%)	3 (0.5%)
AMINO ACIDS NOS;HERBAL NOS;MINERALS NOS;VITAMINS NOS	2 (0.3%)	1 (0.2%)
ASCORBIC ACID;CUPRIC OXIDE;DL-ALPHA TOCOPHERYL ACETATE;XANTOFYL;ZINC OXIDE	0	3 (0.5%)
ASCORBIC ACID;CUPRIC OXIDE;TOCOFERSOLAN;ZINC OXIDE	1 (0.2%)	2 (0.3%)
DEXPANTHENOL	0	3 (0.5%)
MAGNESIUM;PYRIDOXINE HYDROCHLORIDE	2 (0.3%)	1 (0.2%)
THIAMINE	3 (0.5%)	0
ASCORBIC ACID;BETACAROTENE;BIOTIN;CALCIUM CARBONATE;CALCIUM PANTOTHENATE;CHROMIC CHLORIDE;COLECALCIFEROL;CUPRIC OXIDE;CYANOCOBALAMIN;DL-ALPHA TOCOPHERYL ACETATE;FERROUS FUMARATE;FOLIC ACID;MAGNESIUM OXIDE;MANGANESE SULFATE;NICOTINAMIDE;PHYTOMENADIONE;PYRIDOXINE HYDROCHLORIDE;RETINOL ACETATE;RIBOFLAVIN;SODIUM SELENATE;THIAMINE MONONITRATE;ZINC OXIDE	0	2 (0.3%)

ASCORBIC ACID;BETACAROTENE;BIOTIN;CALCIUM;CHLORIDE;CHROMIUM; COPPER;FOLIC ACID;IODINE;IRON;MAGNESIUM;MANGANESE;MOLYBDENUM;NIC KEL;NICOTINIC ACID;PANTOTHENIC ACID;PHOSPHORUS;POTASSIUM;PYRIDOXINE HYDROCHLORIDE;RIBOFLAVIN;SELENIUM;SILICON;THIAMINE; VANADIUM;VITAMIN B12 NOS;VITAMIN D NOS;VITAMIN E NOS;VITAMIN K NOS;XANTOFYL;ZINC	0	2 (0.3%)
BENFOTIAMINE	0	2 (0.3%)
IRON;VITAMINS NOS	1 (0.2%)	1 (0.2%)
MINERALS NOS;VITAMINS NOS;XANTOFYL	1 (0.2%)	1 (0.2%)
NICOTINAMIDE	1 (0.2%)	1 (0.2%)
PYRIDOXINE	0	2 (0.3%)
PYRIDOXINE HYDROCHLORIDE;THIAMINE HYDROCHLORIDE	2 (0.3%)	0
RIBOFLAVIN	1 (0.2%)	1 (0.2%)
ACETYLCYSTEINE;ASCORBIC ACID;BETACAROTENE;BIOFLAVONOIDS NOS;CHROMIC CHLORIDE;DL-SELENOMETHIONINE;GLUTATHIONE;QUERCETIN DIHYDRATE;RIBOFLAVIN;RUTOSIDE;TAURINE;TOCOPHERYL ACID SUCCINATE;VACCINIUM MYRTILLUS;XANTOFYL;ZINC PICOLINATE	1 (0.2%)	0
ALOE VERA;ASCORBIC ACID;ASCORBYL PALMITATE;BETACAROTENE;BIOTIN;BORON GLYCINATE;CALCIUM CITRATE;CALCIUM LEVOMEFOLATE;CALCIUM PANTOTHENATE;CHLOROPHYLLIN COPPER COMPLEX SODIUM;CHROMIUM NICOTINATE;COLECALCIFEROL;COPPER CITRATE;FALLOPIA JAPONICA;MAGNESIUM HYDROXIDE;MALUS SPP.;MANGANESE CITRATE;MECOBALAMIN;MENAQUINONE-7;MOLYBDENUM GLYCINATE;NICOTINAMIDE;PHYTOMENADIONE;PYRIDOXAL PHOSPHATE;	1 (0.2%)	0
AMINO ACIDS NOS;HERBAL NOS;VITAMINS NOS	0	1 (0.2%)
AMINOBENZOIC ACID;BIOTIN;FOLIC ACID;INOSITOL;MECOBALAMIN;NICOTINIC ACID;PANTOTHENIC ACID;PHOSPHATIDYL CHOLINE;PYRIDOXINE HYDROCHLORIDE;RIBOFLAVIN;THIAMINE HYDROCHLORIDE;THIOCTIC ACID	0	1 (0.2%)
ANIMAL UNSPECIFIED;HERBAL NOS;NICOTINIC ACID;PYRIDOXINE HYDROCHLORIDE;THIAMINE	0	1 (0.2%)
ASCORBIC ACID (VITAMIN C), COMBINATIONS	0	1 (0.2%)
ASCORBIC ACID;BETACAROTENE;BIOTIN;CALCIUM;CHLORIDE;CHROMIUM; COPPER;FOLIC ACID;IODINE;LYCOPENE;MAGNESIUM;MANGANESE;MOLYBDENUM ;NICKEL;NICOTINIC ACID;PANTOTHENIC ACID;PHOSPHORUS;POTASSIUM;PYRIDOXINE HYDROCHLORIDE;RIBOFLAVIN;SELENIUM;SILICON;THIAMINE; VANADIUM;VITAMIN B12 NOS;VITAMIN D NOS;VITAMIN E NOS;VITAMIN K NOS;XANTOFYL;ZINC	0	1 (0.2%)

ASCORBIC ACID;BIOFLAVONOIDS NOS;RUTOSIDE;SELENIUM;ZINC	1 (0.2%)	0
ASCORBIC ACID;BIOTIN;BORON CITRATE;CALCIUM PANTOTHENATE;CALCIUM PHOSPHATE;CHOLINE BITARTRATE;CHROMIUM PICOLINATE;COLECALCIFEROL;CYANOCOBALAMIN;DL-ALPHA TOCOPHERYL ACETATE;FOLIC ACID;INOSITOL NICOTINATE;POTASSIUM IODIDE;PYRIDOXINE HYDROCHLORIDE;RETINOL PALMITATE	1 (0.2%)	0
ASCORBIC ACID;BIOTIN;BORON CITRATE;CALCIUM PANTOTHENATE;CHROMIUM PICOLINATE;COLECALCIFEROL;CYANOCOBALAMIN;DL-ALPHA TOCOPHERYL ACETATE;FOLIC ACID;INOSITOL NICOTINATE;MOLYBDENUM CITRATE;PYRIDOXINE HYDROCHLORIDE;RETINOL PALMITATE;SODIUM	1 (0.2%)	0
ASCORBIC ACID;CALCIUM	0	1 (0.2%)
ASCORBIC ACID;CALCIUM CARBONATE;CALCIUM PANTOTHENATE;CALCIUM PHOSPHATE;CHROMIUM;CYANOCOBALAMIN;FOLIC ACID;MAGNESIUM CARBONATE;MAGNESIUM HYDROXIDE;MANGANESE GLUCONATE;NICOTINIC ACID;POTASSIUM BICARBONATE;POTASSIUM CARBONATE;POTASSIUM PHOSPHATE DIBASIC;PYRIDOXINE HYDROCHLORIDE;QUERCETIN;RIBOFLAVIN SODIUM PHOSPHATE;SODIUM BICARBONATE;SODIUM PHOSPHATE;THIAMINE HYDROCHLORIDE;	1 (0.2%)	0
ASCORBIC ACID;CALCIUM PANTOTHENATE;CALCIUM PHOSPHATE DIBASIC;COBALT SULFATE;COLECALCIFEROL;COPPER SULFATE;CYANOCOBALAMIN;DL-ALPHA TOCOPHERYL ACETATE;FERROUS SULFATE;FOLIC ACID;GLYCINE MAX EXTRACT;MAGNESIUM SULFATE;MANGANESE SULFATE;NICOTINAMIDE;PANAX GINSENG;POTASSIUM SULFATE;PROCAINE HYDROCHLORIDE;PYRIDOXINE HYDROCHLORIDE;RETINOL PALMITATE;RIBOFLAVIN;RUTOSIDE;SODIUM FLUORIDE;SODIUM MOLYBDATE;	1 (0.2%)	0
ASCORBIC ACID;CALCIUM PANTOTHENATE;CALCIUM PHOSPHATE DIBASIC;COBALT SULFATE;COPPER SULFATE;CYANOCOBALAMIN;FERROUS SULFATE;FOLIC ACID;MAGNESIUM SULFATE;MANGANESE SULFATE;NICOTINAMIDE;PHOSPHORUS;PYRIDOXINE HYDROCHLORIDE;RETINOL ACETATE;RIBOFLAVIN;RUTOSIDE;THIAMINE HYDROCHLORIDE;THIOCTIC ACID;TOCOPHERYL ACETATE;ZINC SULFATE	0	1 (0.2%)
ASCORBIC ACID;CALCIUM PANTOTHENATE;CALCIUM PHOSPHATE;COLECALCIFEROL;COPPER SULFATE;CYANOCOBALAMIN;DL-ALPHA TOCOPHERYL ACETATE;FERROUS FUMARATE;FOLIC ACID;MANGANESE SULFATE;NICOTINAMIDE;POTASSIUM IODIDE;PYRIDOXINE HYDROCHLORIDE;RETINOL ACETATE;RIBOFLAVIN;THIAMINE MONONITRATE;ZINC SULFATE	0	1 (0.2%)

ASCORBIC ACID;CALCIUM;CHROMIUM;FOLIC ACID;MAGNESIUM;PANTOTHENIC ACID;PYRIDOXINE HYDROCHLORIDE;RETINOL;VITAMIN B12 NOS;VITAMIN D NOS;VITAMIN E NOS	0	1 (0.2%)
ASCORBIC ACID;CURCUMIN	1 (0.2%)	0
ASCORBIC ACID;HERBAL NOS;LEVOGLUTAMIDE;LYSINE;MAGNESIUM;MANGANESE;RETINOL;RIBOFLAVIN;SELENIUM;TOCOPHEROL;ZINC	1 (0.2%)	0
ASCORBIC ACID;HESPERIDIN	0	1 (0.2%)
ASCORBIC ACID;ROSA CANINA	1 (0.2%)	0
ASCORBIC ACID;SELENIUM;VITAMIN E NOS;XANTOFYL;ZEAXANTHIN;ZINC	0	1 (0.2%)
ASCORBIC ACID;SODIUM ASCORBATE	1 (0.2%)	0
ASCORBIC ACID;VITAMIN B COMPLEX	1 (0.2%)	0
BENFOTIAMINE;CYANOCOBALAMIN;PYRIDOXINE HYDROCHLORIDE	0	1 (0.2%)
BENFOTIAMINE;PYRIDOXINE HYDROCHLORIDE	1 (0.2%)	0
BETACAROTENE	0	1 (0.2%)
BIOTIN;CALCIUM PANTOTHENATE;CHOLINE BITARTRATE;CYANOCOBALAMIN;FOLIC ACID;INOSITOL;NICOTINAMIDE;PYRIDOXINE HYDROCHLORIDE;RIBOFLAVIN;THIAMINE HYDROCHLORIDE	1 (0.2%)	0
BIOTIN;CARBOHYDRATES NOS;FATS NOS;MINERALS NOS;POTASSIUM;PROTEINS NOS;SODIUM;VITAMINS NOS	0	1 (0.2%)
CALCIUM ASCORBATE	0	1 (0.2%)
CALCIUM PANTOTHENATE;COPPER SULFATE;CYANOCOBALAMIN;FERROUS FUMARATE;FOLIC ACID;MAGNESIUM SULFATE;MANGANESE SULFATE;NICOTINAMIDE;PYRIDOXINE HYDROCHLORIDE;RIBOFLAVIN;SODIUM ASCORBATE;THIAMINE MONONITRATE;ZINC;ZINC SULFATE	0	1 (0.2%)
CALCIUM PANTOTHENATE;CYANOCOBALAMIN;FURSULTIAMINE HYDROCHLORIDE;ORYZANOL;PYRIDOXINE HYDROCHLORIDE;TOCOPHEROL CALCIUM SUCCINATE	0	1 (0.2%)
CALCIUM;MAGNESIUM;VITAMIN D NOS	0	1 (0.2%)
CALCIUM;MINERALS NOS;VITAMIN D NOS	0	1 (0.2%)
COLECALCIFEROL;ECKLONIA CAVA;FISH OIL	1 (0.2%)	0
COLECALCIFEROL;MENAQUINONE-7	0	1 (0.2%)
COLECALCIFEROL;MENAQUINONE-7;PHYTOMENADIONE;RETINOL PALMITATE;TOCOPHEROL;TOCOTRIENOLS NOS	0	1 (0.2%)
COLECALCIFEROL;TOCOPHEROL	0	1 (0.2%)
CYANOCOBALAMIN;PYRIDOXINE;THIAMINE	1 (0.2%)	0
ELDECALCITOL	0	1 (0.2%)
FLAVINE ADENINE DINUCLEOTIDE	1 (0.2%)	0
FOLIC ACID;PYRIDOXINE;VITAMIN B12 NOS	1 (0.2%)	0
FURSULTIAMINE	0	1 (0.2%)
FURSULTIAMINE HYDROCHLORIDE;HYDROXOCOBALAMIN ACETATE;PYRIDOXAL PHOSPHATE;RIBOFLAVIN	0	1 (0.2%)
HERBAL NOS;VITAMINS NOS	0	1 (0.2%)
HYDROXOCOBALAMIN ACETATE;PYRIDOXINE HYDROCHLORIDE;THIAMINE DISULFIDE	0	1 (0.2%)

IRON;MINERALS NOS;VITAMINS NOS	1 (0.2%)	0
MAGNESIUM AMINO ACID CHELATE;PYRIDOXINE HYDROCHLORIDE	1 (0.2%)	0
MAGNESIUM;VITAMINS NOS	1 (0.2%)	0
MINERALS NOS;OMEGA-3 FATTY ACIDS;VITAMINS NOS	1 (0.2%)	0
PANTETHINE	0	1 (0.2%)
PANTHENOL	1 (0.2%)	0
PANTOTHENIC ACID	0	1 (0.2%)
PYRIDOXAL PHOSPHATE	1 (0.2%)	0
PYRIDOXINE HYDROCHLORIDE;RIBOFLAVIN	1 (0.2%)	0
RETINOL;VITAMIN D NOS	1 (0.2%)	0
RETINOL;VITAMIN D NOS;VITAMIN K NOS	1 (0.2%)	0
SULBUTIAMINE	1 (0.2%)	0
THIAMINE DISULFIDE	0	1 (0.2%)
THIAMINE;UBIDECARENONE	0	1 (0.2%)
TRITICUM AESTIVUM GERM OIL	1 (0.2%)	0
VITAMIN B1 IN COMBINATION WITH VITAMIN B6 AND/OR VITAMIN B12	1 (0.2%)	0
VITAMINS NOS;XANTOFYL	1 (0.2%)	0
VITAMINS, OTHER COMBINATIONS	1 (0.2%)	0
DRUGS FOR ACID RELATED DISORDERS		
Total number of patients with at least one treatment	243 (36.5%)	245 (36.9%)
Total number of treatments	381	363
OMEPRAZOLE	91 (13.7%)	82 (12.3%)
PANTOPRAZOLE	40 (6.0%)	43 (6.5%)
ESOMEPRAZOLE	30 (4.5%)	21 (3.2%)
PANTOPRAZOLE SODIUM SESQUIHYDRATE	24 (3.6%)	26 (3.9%)
LANSOPRAZOLE	23 (3.5%)	13 (2.0%)
FAMOTIDINE	14 (2.1%)	19 (2.9%)
CALCIUM CARBONATE	12 (1.8%)	13 (2.0%)
RANITIDINE	12 (1.8%)	13 (2.0%)
MAGNESIUM OXIDE	10 (1.5%)	13 (2.0%)
REBAMIPIDE	10 (1.5%)	9 (1.4%)
ANTACIDS, OTHER COMBINATIONS	8 (1.2%)	5 (0.8%)
RANITIDINE HYDROCHLORIDE	6 (0.9%)	7 (1.1%)
MAGNESIUM HYDROXIDE	5 (0.8%)	5 (0.8%)
ESOMEPRAZOLE MAGNESIUM	3 (0.5%)	6 (0.9%)
SUCRALFATE	3 (0.5%)	6 (0.9%)
RABEPRAZOLE SODIUM	4 (0.6%)	4 (0.6%)
SODIUM BICARBONATE	4 (0.6%)	3 (0.5%)
DEXLANSOPRAZOLE	2 (0.3%)	4 (0.6%)
CIMETIDINE	2 (0.3%)	3 (0.5%)
SULPIRIDE	2 (0.3%)	3 (0.5%)
BISMUTH SUBSALICYLATE	3 (0.5%)	1 (0.2%)
RABEPRAZOLE	1 (0.2%)	3 (0.5%)
VONOPRAZAN FUMARATE	2 (0.3%)	2 (0.3%)
ALMAGATE	2 (0.3%)	1 (0.2%)

ALUMINIUM HYDROXIDE;MAGNESIUM HYDROXIDE;SIMETICONE	1 (0.2%)	2 (0.3%)
ARTEMISIA ARGYI	2 (0.3%)	1 (0.2%)
CALCIUM;MAGNESIUM	1 (0.2%)	2 (0.3%)
LEVOGLUTAMIDE;SODIUM GUALENATE	2 (0.3%)	1 (0.2%)
ALDIOXA;METAMAGNESIUM ALUMINOSILICATE	1 (0.2%)	1 (0.2%)
ALUMINIUM	1 (0.2%)	1 (0.2%)
ALUMINIUM SILICATE	0	2 (0.3%)
ALUMINIUM SILICATE;CHLORDIAZEPOXIDE;CHLOROPHYLLIN COPPER COMPLEX SODIUM;DICYCLOVERINE HYDROCHLORIDE;HYOSCINE BUTYLBROMIDE;MAGALDRATE;MAGNESIUM HYDROXIDE	2 (0.3%)	0
GLYCYRRHIZA GLABRA EXTRACT	1 (0.2%)	1 (0.2%)
LAFUTIDINE	1 (0.2%)	1 (0.2%)
NIZATIDINE	0	2 (0.3%)
POTASSIUM CITRATE;SODIUM CITRATE DIHYDRATE	2 (0.3%)	0
SODIUM GUALENATE HYDRATE	0	2 (0.3%)
ALDIOXA	0	1 (0.2%)
ALUMINIUM HYDROXIDE GEL, DRIED;CALCIUM CARBONATE;LIPASE;MAGNESIUM CARBONATE;SODIUM BICARBONATE	0	1 (0.2%)
ALUMINIUM HYDROXIDE;BUTINOLINE PHOSPHATE;CALCIUM CARBONATE	1 (0.2%)	0
ALUMINIUM HYDROXIDE;DICYCLOVERINE HYDROCHLORIDE;MAGNESIUM OXIDE;METHYLCELLULOSE	0	1 (0.2%)
ALUMINIUM HYDROXIDE;MAGNESIUM HYDROXIDE	1 (0.2%)	0
AMOXICILLIN TRIHYDRATE;METRONIDAZOLE;VONOPRAZAN FUMARATE	0	1 (0.2%)
ANTACIDS	0	1 (0.2%)
ANTACIDS WITH ANTIFLATULENTS	1 (0.2%)	0
ARTEMISIA ARGYI LEAF	0	1 (0.2%)
AZULENE SODIUM SULFONATE;LEVOGLUTAMIDE	0	1 (0.2%)
BIODIASTASE;CALCIUM CARBONATE;LIPASE;MAGNESIUM CARBONATE;PERILLA SPP. HERB;SCOPOLIA SPP.;SODIUM BICARBONATE;SWERTIA SPP. HERB;VITAMIN U	1 (0.2%)	0
BUPLEURUM FALCATUM ROOT;CINNAMOMUM CASSIA BARK;GLYCYRRHIZA SPP. ROOT;PAEONIA LACTIFLORA ROOT;PANAX GINSENG ROOT;PINELLIA TERNATA TUBER;SCUTELLARIA BAICALENSIS ROOT;ZINGIBER OFFICINALE RHIZOME;ZIZIPHUS JUJUBA FRUIT	1 (0.2%)	0
CALCIUM CARBONATE;FAMOTIDINE;MAGNESIUM HYDROXIDE	0	1 (0.2%)
CALCIUM CARBONATE;SODIUM ALGINATE;SODIUM BICARBONATE	1 (0.2%)	0
CITRIC ACID;SODIUM CITRATE ACID	1 (0.2%)	0
GLYCYRRHIZA GLABRA ROOT	1 (0.2%)	0
LEVOGLUTAMIDE;SODIUM GUALENATE HYDRATE	1 (0.2%)	0
PANTOPRAZOLE HEMIMAGNESIUM HYDRATE	1 (0.2%)	0
PROTON PUMP INHIBITORS	1 (0.2%)	0
SODIUM ALGINATE	1 (0.2%)	0
SODIUM BICARBONATE;TARTARIC ACID	1 (0.2%)	0
SODIUM CARBONATE ANHYDROUS	1 (0.2%)	0

TEPRENONE	0	1 (0.2%)
TRIPOTASSIUM DICITRATOBISMUTHATE	0	1 (0.2%)
TROXIPIDE	1 (0.2%)	0
ANTIBACTERIALS FOR SYSTEMIC USE		
Total number of patients with at least one treatment	232 (34.9%)	252 (38.0%)
Total number of treatments	549	507
AMOXICILLIN	41 (6.2%)	52 (7.8%)
AZITHROMYCIN	30 (4.5%)	38 (5.7%)
CEFALEXIN	28 (4.2%)	34 (5.1%)
AMOXICILLIN;CLAVULANATE POTASSIUM	25 (3.8%)	21 (3.2%)
CIPROFLOXACIN	22 (3.3%)	23 (3.5%)
DOXYCYCLINE	22 (3.3%)	20 (3.0%)
NITROFURANTOIN	21 (3.2%)	14 (2.1%)
LEVOFLOXACIN	15 (2.3%)	17 (2.6%)
SULFAMETHOXAZOLE;TRIMETHOPRIM	8 (1.2%)	21 (3.2%)
CEFTRIAXONE	14 (2.1%)	12 (1.8%)
CLINDAMYCIN	15 (2.3%)	11 (1.7%)
METRONIDAZOLE	13 (2.0%)	12 (1.8%)
CEFUROXIME	11 (1.7%)	7 (1.1%)
CEFDINIR	10 (1.5%)	7 (1.1%)
AMOXICILLIN;CLAVULANIC ACID	8 (1.2%)	7 (1.1%)
CLARITHROMYCIN	9 (1.4%)	5 (0.8%)
CEFTRIAXONE SODIUM	6 (0.9%)	7 (1.1%)
ANTIBIOTICS	10 (1.5%)	2 (0.3%)
CEFAZOLIN SODIUM	5 (0.8%)	7 (1.1%)
VANCOMYCIN	3 (0.5%)	9 (1.4%)
CEFAZOLIN	3 (0.5%)	8 (1.2%)
VACCINIUM SPP.	9 (1.4%)	2 (0.3%)
PIPERACILLIN SODIUM;TAZOBACTAM SODIUM	5 (0.8%)	4 (0.6%)
AMOXICILLIN TRIHYDRATE;CLAVULANATE POTASSIUM	5 (0.8%)	3 (0.5%)
TRIMETHOPRIM	5 (0.8%)	3 (0.5%)
DOXYCYCLINE HYCLATE	4 (0.6%)	3 (0.5%)
FOSFOMYCIN	5 (0.8%)	2 (0.3%)
CIPROFLOXACIN HYDROCHLORIDE	2 (0.3%)	4 (0.6%)
ERYTHROMYCIN	1 (0.2%)	5 (0.8%)
GENTAMICIN	2 (0.3%)	4 (0.6%)
LINUM USITATISSIMUM SEED OIL	4 (0.6%)	2 (0.3%)
ALLIUM SATIVUM	3 (0.5%)	2 (0.3%)
AMOXICILLIN TRIHYDRATE	3 (0.5%)	2 (0.3%)
CEFEPIME	1 (0.2%)	4 (0.6%)
CEFCAPENE PIVOXIL HYDROCHLORIDE	3 (0.5%)	1 (0.2%)
CEFUROXIME AXETIL	1 (0.2%)	3 (0.5%)
FLUCLOXACILLIN	3 (0.5%)	1 (0.2%)
LINEZOLID	2 (0.3%)	2 (0.3%)
PENICILLIN NOS	0	4 (0.6%)
PIPERACILLIN;TAZOBACTAM	1 (0.2%)	3 (0.5%)
AMPICILLIN	3 (0.5%)	0

ARTEMISIA ARGYI	2 (0.3%)	1 (0.2%)
CEFUROXIME SODIUM	0	3 (0.5%)
FOSFOMYCIN TROMETAMOL	1 (0.2%)	2 (0.3%)
OFLOXACIN	1 (0.2%)	2 (0.3%)
SPIRAMYCIN	1 (0.2%)	2 (0.3%)
AMPICILLIN SODIUM;SULBACTAM SODIUM	1 (0.2%)	1 (0.2%)
CEFACLOR	2 (0.3%)	0
CEFDITOREN PIVOXIL	1 (0.2%)	1 (0.2%)
CEFIXIME	1 (0.2%)	1 (0.2%)
CEFOTAXIME SODIUM	1 (0.2%)	1 (0.2%)
CLAVULANIC ACID	2 (0.3%)	0
CLINDAMYCIN HYDROCHLORIDE	1 (0.2%)	1 (0.2%)
CLINDAMYCIN PHOSPHATE	1 (0.2%)	1 (0.2%)
DOXYCYCLINE MONOHYDRATE	1 (0.2%)	1 (0.2%)
FURAZIDIN	1 (0.2%)	1 (0.2%)
FUSIDIC ACID	1 (0.2%)	1 (0.2%)
GARENOXACIN MESILATE	0	2 (0.3%)
GENTAMICIN SULFATE	1 (0.2%)	1 (0.2%)
LEVOFLOXACIN HEMIHYDRATE	1 (0.2%)	1 (0.2%)
MEROPENEM	2 (0.3%)	0
METRONIDAZOLE;SPIRAMYCIN	1 (0.2%)	1 (0.2%)
MINOCYCLINE	1 (0.2%)	1 (0.2%)
MOXIFLOXACIN	1 (0.2%)	1 (0.2%)
NEOMYCIN SULFATE	0	2 (0.3%)
ROXITHROMYCIN	2 (0.3%)	0
VACCINIUM MACROCARPON	1 (0.2%)	1 (0.2%)
AMOXICILLIN SODIUM;CLAVULANATE POTASSIUM	0	1 (0.2%)
AMPICILLIN TRIHYDRATE;PHENAZOPYRIDINE HYDROCHLORIDE	1 (0.2%)	0
AMPICILLIN;SULBACTAM	0	1 (0.2%)
ANGELICA SINENSIS ROOT	1 (0.2%)	0
ARTEMISIA ARGYI LEAF	0	1 (0.2%)
AZTREONAM	0	1 (0.2%)
BACAMPICILLIN HYDROCHLORIDE	0	1 (0.2%)
BACITRACIN	1 (0.2%)	0
BENZYLPENICILLIN	0	1 (0.2%)
BENZYLPENICILLIN POTASSIUM	1 (0.2%)	0
CEFADROXIL	1 (0.2%)	0
CEFAZEDONE SODIUM	1 (0.2%)	0
CEFAZOLIN SODIUM;LIDOCAINE HYDROCHLORIDE	1 (0.2%)	0
CEFCAPENE PIVOXIL HYDROCHLORIDE HYDRATE	1 (0.2%)	0
CEFEPIME HYDROCHLORIDE	0	1 (0.2%)
CEFMETAZOLE SODIUM	1 (0.2%)	0
CEFOTAXIME	0	1 (0.2%)
CEFOTIAM HYDROCHLORIDE	0	1 (0.2%)
CEFPROZIL	0	1 (0.2%)
CEFRADINE	1 (0.2%)	0
CHLORAMPHENICOL	1 (0.2%)	0
CHRYSANTHEMUM INDICUM	1 (0.2%)	0

COLECALCIFEROL;SOLIDAGO VIRGAUREA;VACCINIUM MACROCARPON	0	1 (0.2%)
DICLOXACILLIN	1 (0.2%)	0
ERTAPENEM	0	1 (0.2%)
ERTAPENEM SODIUM	1 (0.2%)	0
FLOMOXEF	0	1 (0.2%)
FORSYTHIA SUSPENSA FRUIT	1 (0.2%)	0
FUSIDATE SODIUM	1 (0.2%)	0
HOUTTUYNIA CORDATA	1 (0.2%)	0
IRIS DOMESTICA	1 (0.2%)	0
LINUM USITATISSIMUM SEED	0	1 (0.2%)
MINOCYCLINE HYDROCHLORIDE	0	1 (0.2%)
NAFCILLIN	0	1 (0.2%)
NEOMYCIN	0	1 (0.2%)
NITROFURANTOIN MONOHYDRATE	1 (0.2%)	0
NITROXOLINE	0	1 (0.2%)
NORFLOXACIN	1 (0.2%)	0
ORNIDAZOLE	1 (0.2%)	0
PHENOXYMETHYLPENICILLIN	1 (0.2%)	0
PIVMECILLINAM	0	1 (0.2%)
PLATYCODON GRANDIFLORUS ROOT	1 (0.2%)	0
PRULIFLOXACIN	0	1 (0.2%)
PRUNELLA VULGARIS	1 (0.2%)	0
PRUNUS MUME FRUIT	1 (0.2%)	0
SODIUM CHLORIDE;VANCOMYCIN	0	1 (0.2%)
SULFAMETHOXAZOLE	1 (0.2%)	0
THIAMPHENICOL	0	1 (0.2%)
VANCOMYCIN HYDROCHLORIDE	0	1 (0.2%)
BETA BLOCKING AGENTS		
Total number of patients with at least one treatment	220 (33.1%)	230 (34.6%)
Total number of treatments	244	255
METOPROLOL	43 (6.5%)	44 (6.6%)
BISOPROLOL FUMARATE	41 (6.2%)	33 (5.0%)
CARVEDILOL	26 (3.9%)	34 (5.1%)
BISOPROLOL	25 (3.8%)	27 (4.1%)
METOPROLOL SUCCINATE	16 (2.4%)	31 (4.7%)
ATENOLOL	18 (2.7%)	26 (3.9%)
METOPROLOL TARTRATE	20 (3.0%)	20 (3.0%)
NEBIVOLOL HYDROCHLORIDE	12 (1.8%)	11 (1.7%)
NEBIVOLOL	4 (0.6%)	12 (1.8%)
PROPRANOLOL	8 (1.2%)	2 (0.3%)
SOTALOL	6 (0.9%)	3 (0.5%)
SOTALOL HYDROCHLORIDE	3 (0.5%)	4 (0.6%)
LABETALOL	4 (0.6%)	2 (0.3%)
BETAXOLOL HYDROCHLORIDE	1 (0.2%)	1 (0.2%)
BISOPROLOL FUMARATE;HYDROCHLOROTHIAZIDE	1 (0.2%)	1 (0.2%)
LABETALOL HYDROCHLORIDE	1 (0.2%)	1 (0.2%)

PINDOLOL	2 (0.3%)	0
PROPRANOLOL HYDROCHLORIDE	2 (0.3%)	0
ACEBUTOLOL HYDROCHLORIDE	1 (0.2%)	0
AROTINOLOL HYDROCHLORIDE	0	1 (0.2%)
ATENOLOL;CHLORTALIDONE	1 (0.2%)	0
CARTEOLOL HYDROCHLORIDE	1 (0.2%)	0
HYDROCHLOROTHIAZIDE;NEBIVOLOL HYDROCHLORIDE	1 (0.2%)	0
PSYCHOLEPTICS		
Total number of patients with at least one treatment	231 (34.7%)	206 (31.0%)
Total number of treatments	456	354
ALPRAZOLAM	29 (4.4%)	29 (4.4%)
MELATONIN	22 (3.3%)	22 (3.3%)
LORAZEPAM	18 (2.7%)	21 (3.2%)
SERTRALINE	19 (2.9%)	15 (2.3%)
PREGABALIN	16 (2.4%)	13 (2.0%)
CLONAZEPAM	12 (1.8%)	16 (2.4%)
DIPHENHYDRAMINE HYDROCHLORIDE	19 (2.9%)	9 (1.4%)
DIAZEPAM	13 (2.0%)	10 (1.5%)
ESCITALOPRAM	14 (2.1%)	9 (1.4%)
ESCITALOPRAM OXALATE	13 (2.0%)	8 (1.2%)
ZOLPIDEM TARTRATE	10 (1.5%)	10 (1.5%)
MIDAZOLAM	10 (1.5%)	8 (1.2%)
AMITRIPTYLINE	10 (1.5%)	7 (1.1%)
SERTRALINE HYDROCHLORIDE	10 (1.5%)	6 (0.9%)
DULOXETINE	7 (1.1%)	7 (1.1%)
HYDROXYZINE	9 (1.4%)	5 (0.8%)
DULOXETINE HYDROCHLORIDE	8 (1.2%)	5 (0.8%)
ZOLPIDEM	6 (0.9%)	7 (1.1%)
FLUOXETINE	7 (1.1%)	5 (0.8%)
PROPRANOLOL	8 (1.2%)	2 (0.3%)
BROMAZEPAM	5 (0.8%)	4 (0.6%)
CANNABIDIOL	3 (0.5%)	6 (0.9%)
DIPHENHYDRAMINE	3 (0.5%)	6 (0.9%)
TEMAZEPAM	4 (0.6%)	5 (0.8%)
PAROXETINE	6 (0.9%)	2 (0.3%)
VENLAFAXINE	5 (0.8%)	3 (0.5%)
QUETIAPINE FUMARATE	6 (0.9%)	1 (0.2%)
BUSPIRONE	4 (0.6%)	2 (0.3%)
DIPHENHYDRAMINE HYDROCHLORIDE;PARACETAMOL	4 (0.6%)	2 (0.3%)
FLUOXETINE HYDROCHLORIDE	4 (0.6%)	2 (0.3%)
MEPHENOXALONE	4 (0.6%)	2 (0.3%)
PAROXETINE HYDROCHLORIDE	2 (0.3%)	4 (0.6%)
PROCHLORPERAZINE	2 (0.3%)	4 (0.6%)
QUETIAPINE	2 (0.3%)	4 (0.6%)
VENLAFAXINE HYDROCHLORIDE	2 (0.3%)	4 (0.6%)
AMITRIPTYLINE HYDROCHLORIDE	3 (0.5%)	2 (0.3%)
BROTIZOLAM	3 (0.5%)	2 (0.3%)

FLUDIAZEPAM	2 (0.3%)	3 (0.5%)
SULPIRIDE	2 (0.3%)	3 (0.5%)
ZOPICLONE	2 (0.3%)	3 (0.5%)
CARBAMAZEPINE	2 (0.3%)	2 (0.3%)
CLORAZEPATE DIPOTASSIUM	1 (0.2%)	3 (0.5%)
DOXEPIN	2 (0.3%)	2 (0.3%)
ESTAZOLAM	1 (0.2%)	3 (0.5%)
OLANZAPINE	2 (0.3%)	2 (0.3%)
OXAZEPAM	3 (0.5%)	1 (0.2%)
BUSPIRONE HYDROCHLORIDE	0	3 (0.5%)
CANNABIS SATIVA	2 (0.3%)	1 (0.2%)
ETIZOLAM	2 (0.3%)	1 (0.2%)
LORMETAZEPAM	1 (0.2%)	2 (0.3%)
PROMETHAZINE	2 (0.3%)	1 (0.2%)
RISPERIDONE	3 (0.5%)	0
TRIAZOLAM	1 (0.2%)	2 (0.3%)
ARIPIPRAZOLE	0	2 (0.3%)
DEXMEDETOMIDINE HYDROCHLORIDE	2 (0.3%)	0
DOXYLAMINE SUCCINATE	1 (0.2%)	1 (0.2%)
ESZOPICLONE	2 (0.3%)	0
ETHYL LOFLAZEPATE	1 (0.2%)	1 (0.2%)
HYDROXYZINE HYDROCHLORIDE	1 (0.2%)	1 (0.2%)
LEVOSULPIRIDE	1 (0.2%)	1 (0.2%)
MIDAZOLAM HYDROCHLORIDE	1 (0.2%)	1 (0.2%)
PERPHENAZINE	1 (0.2%)	1 (0.2%)
PROCHLORPERAZINE MALEATE	0	2 (0.3%)
PROPRANOLOL HYDROCHLORIDE	2 (0.3%)	0
ALBIZIA JULIBRISSIN	1 (0.2%)	0
ANEMARRHENA ASPHODELOIDES RHIZOME	1 (0.2%)	0
ANGELICA ACUTILOBA ROOT;ATRACTYLODES LANCEA RHIZOME;BUPLEURUM FALCATUM ROOT;CNIDIUM OFFICINALE RHIZOME;GLYCYRRHIZA SPP. ROOT;PORIA COCOS SCLEROTIUM;UNCARIA SPP. HOOK	1 (0.2%)	0
BENDAZOL HYDROCHLORIDE;METAMIZOLE SODIUM;PAPAVERINE HYDROCHLORIDE;PHENOBARBITAL	0	1 (0.2%)
BIFIDOBACTERIUM BIFIDUM;BIFIDOBACTERIUM LACTIS;GAMMA-AMINOBUTYRIC ACID;LACTOBACILLUS ACIDOPHILUS;LACTOBACILLUS PARACASEI;LACTOBACILLUS RHAMNOSUS;MELATONIN;VALERIANA OFFICINALIS ROOT	0	1 (0.2%)
CHLORPROMAZINE	0	1 (0.2%)
CHLORPROMAZINE HYDROCHLORIDE	1 (0.2%)	0
CITRUS AURANTIUM	1 (0.2%)	0
CLOBAZAM	1 (0.2%)	0
CLOMIPRAMINE	0	1 (0.2%)
CLOMIPRAMINE HYDROCHLORIDE	1 (0.2%)	0
CLOTIAZEPAM	0	1 (0.2%)
CROCUS SATIVUS	1 (0.2%)	0
DEXMEDETOMIDINE	1 (0.2%)	0
DIPHENHYDRAMINE;IBUPROFEN	1 (0.2%)	0

DOXEPIN HYDROCHLORIDE	0	1 (0.2%)
FLUNITRAZEPAM	1 (0.2%)	0
GLYCINE	0	1 (0.2%)
GLYCYRRHIZA SPP. ROOT WITH RHIZOME;TRITICUM AESTIVUM FRUIT;ZIZIPHUS JUJUBA FRUIT	1 (0.2%)	0
HALOPERIDOL	1 (0.2%)	0
HYPERICUM PERFORATUM	0	1 (0.2%)
HYPERICUM PERFORATUM HERB;SCHISANDRA CHINENSIS FRUIT;SCUTELLARIA LATERIFLORA HERB;TURNERA DIFFUSA LEAF	1 (0.2%)	0
HYPNOTICS AND SEDATIVES IN COMBINATION, EXCL. BARBITURATES	1 (0.2%)	0
LITHIUM	1 (0.2%)	0
LOPRAZOLAM	0	1 (0.2%)
MECOBALAMIN;PREGABALIN	0	1 (0.2%)
MEDAZEPAM	1 (0.2%)	0
NITRAZEPAM	0	1 (0.2%)
OPHIOPOGON JAPONICUS	1 (0.2%)	0
OPHIOPOGON JAPONICUS ROOT	1 (0.2%)	0
OTHER ANXIOLYTICS	1 (0.2%)	0
PASSIFLORA INCARNATA;VALERIANA OFFICINALIS;ZIZIPHUS JUJUBA	1 (0.2%)	0
PHENAZEPAM	0	1 (0.2%)
PLATYCODON GRANDIFLORUS ROOT	1 (0.2%)	0
PRUNUS CERASUS	1 (0.2%)	0
RAMELTEON	0	1 (0.2%)
SUVOREXANT	0	1 (0.2%)
THIOPENTAL SODIUM	0	1 (0.2%)
VALERIANA OFFICINALIS ROOT	0	1 (0.2%)
VALPROIC ACID	0	1 (0.2%)
WITHANIA SOMNIFERA	1 (0.2%)	0
MINERAL SUPPLEMENTS		
Total number of patients with at least one treatment	222 (33.4%)	210 (31.6%)
Total number of treatments	345	334
POTASSIUM CHLORIDE	38 (5.7%)	44 (6.6%)
SODIUM CHLORIDE	29 (4.4%)	40 (6.0%)
CALCIUM	37 (5.6%)	31 (4.7%)
MAGNESIUM	33 (5.0%)	24 (3.6%)
MINERALS NOS;VITAMINS NOS	34 (5.1%)	19 (2.9%)
CALCIUM CARBONATE;COLECALCIFEROL	18 (2.7%)	20 (3.0%)
POTASSIUM	18 (2.7%)	14 (2.1%)
ZINC	13 (2.0%)	13 (2.0%)
CALCIUM CARBONATE	12 (1.8%)	13 (2.0%)
MAGNESIUM OXIDE	10 (1.5%)	13 (2.0%)
CALCIUM;COLECALCIFEROL	13 (2.0%)	6 (0.9%)
CALCIUM;VITAMIN D NOS	9 (1.4%)	4 (0.6%)
MAGNESIUM HYDROXIDE	5 (0.8%)	5 (0.8%)
MAGNESIUM SULFATE	3 (0.5%)	4 (0.6%)

CALCIUM CITRATE;COLECALCIFEROL	5 (0.8%)	1 (0.2%)
MAGNESIUM CITRATE	3 (0.5%)	3 (0.5%)
ZINC SULFATE	4 (0.6%)	2 (0.3%)
CALCIUM CARBONATE;VITAMIN D NOS	1 (0.2%)	3 (0.5%)
CALCIUM CITRATE	1 (0.2%)	3 (0.5%)
CITRIC ACID;POTASSIUM BICARBONATE	1 (0.2%)	3 (0.5%)
POTASSIUM BICARBONATE	0	4 (0.6%)
CALCIUM;MAGNESIUM	1 (0.2%)	2 (0.3%)
CHROMIUM PICOLINATE	3 (0.5%)	0
MAGNESIUM;PYRIDOXINE HYDROCHLORIDE	2 (0.3%)	1 (0.2%)
POTASSIUM CITRATE	1 (0.2%)	2 (0.3%)
SODIUM PHOSPHATE	1 (0.2%)	2 (0.3%)
CALCIUM CHLORIDE	0	2 (0.3%)
CALCIUM CITRATE;VITAMIN D NOS	0	2 (0.3%)
CALCIUM;MAGNESIUM;ZINC	2 (0.3%)	0
COPPER	1 (0.2%)	1 (0.2%)
MAGNESIUM ASPARTATE;POTASSIUM ASPARTATE	1 (0.2%)	1 (0.2%)
MAGNESIUM CHLORIDE	1 (0.2%)	1 (0.2%)
MAGNESIUM OXIDE;ZINC SULFATE	1 (0.2%)	1 (0.2%)
SELENIUM	1 (0.2%)	1 (0.2%)
SILICON DIOXIDE	1 (0.2%)	1 (0.2%)
SODIUM PHOSPHATE DIBASIC;SODIUM PHOSPHATE MONOBASIC	1 (0.2%)	1 (0.2%)
ZINC GLUCONATE	1 (0.2%)	1 (0.2%)
ZINC OXIDE	0	2 (0.3%)
ASCORBIC ACID;CALCIUM	0	1 (0.2%)
ASCORBIC ACID;CALCIUM;CHONDROITIN SULFATE SODIUM;CHROMIUM;COLECALCIFEROL;GLUCOSAMINE SULFATE;MANGANESE	0	1 (0.2%)
ASCORBIC ACID;COLECALCIFEROL;COPPER GLUCONATE;CYANOCOBALAMIN;DURAPATITE;FOLIC ACID;GLUCOSAMINE HYDROCHLORIDE;MAGNESIUM OXIDE;MANGANESE SULFATE;PHYTOMENADIONE;SODIUM BORATE DECAHYDRATE;ZINC AMINO ACID CHELATE	1 (0.2%)	0
ASPARTIC ACID;POTASSIUM ASCORBATE	1 (0.2%)	0
BORON;CALCIUM;COLECALCIFEROL;COPPER;MAGNESIUM;MANGANESE;ZINC	0	1 (0.2%)
CALCITRIOL;CALCIUM	0	1 (0.2%)
CALCIUM CARBONATE;COLECALCIFEROL;MAGNESIUM OXIDE;ZINC	0	1 (0.2%)
CALCIUM CARBONATE;COLECALCIFEROL;MAGNESIUM OXIDE;ZINC OXIDE	1 (0.2%)	0
CALCIUM CARBONATE;COLECALCIFEROL;MENAQUINONE	1 (0.2%)	0
CALCIUM PHOSPHATE MONOBASIC;MAGNESIUM GLYCEROPHOSPHATE;PHOSPHORIC ACID;SODIUM PHOSPHATE DIBASIC	0	1 (0.2%)
CALCIUM PHOSPHATE;COLECALCIFEROL	1 (0.2%)	0
CALCIUM, COMBINATIONS WITH VITAMIN D AND/OR OTHER DRUGS	1 (0.2%)	0
CALCIUM;COLECALCIFEROL;MAGNESIUM	0	1 (0.2%)
CALCIUM;COLECALCIFEROL;MENAQUINONE	0	1 (0.2%)

CALCIUM;COLECALCIFEROL;MENAQUINONE-7	1 (0.2%)	0
CALCIUM;MAGNESIUM;VITAMIN D NOS	0	1 (0.2%)
CALCIUM;MINERALS NOS;VITAMIN D NOS	0	1 (0.2%)
CITRIC ACID;POTASSIUM BICARBONATE;POTASSIUM CITRATE	1 (0.2%)	0
HERBAL NOS;MINERALS NOS	0	1 (0.2%)
LITHIUM	1 (0.2%)	0
MAGNESIUM AMINO ACID CHELATE;PYRIDOXINE HYDROCHLORIDE	1 (0.2%)	0
MAGNESIUM ASPARTATE	1 (0.2%)	0
MAGNESIUM ASPARTATE DIHYDRATE	1 (0.2%)	0
MAGNESIUM CARBONATE;MAGNESIUM OXIDE	0	1 (0.2%)
MAGNESIUM CHELATE	0	1 (0.2%)
MAGNESIUM GLUCONATE	1 (0.2%)	0
MAGNESIUM GLYCINATE	0	1 (0.2%)
MAGNESIUM LACTATE	1 (0.2%)	0
MAGNESIUM;POTASSIUM	1 (0.2%)	0
OYSTER SHELL	1 (0.2%)	0
POTASSIUM GLUCONATE	1 (0.2%)	0
POTASSIUM PHOSPHATE DIBASIC;POTASSIUM PHOSPHATE MONOBASIC	1 (0.2%)	0
SODIUM PHOSPHATE MONOBASIC (ANHYDROUS)	0	1 (0.2%)
SODIUM SELENITE PENTAHYDRATE	1 (0.2%)	0
STRONTIUM	1 (0.2%)	0
ZINC SULFATE HEPTAHYDRATE	0	1 (0.2%)
ANTIINFLAMMATORY AND ANTIRHEUMATIC PRODUCTS		
Total number of patients with at least one treatment	226 (34.0%)	204 (30.7%)
Total number of treatments	421	327
IBUPROFEN	76 (11.4%)	60 (9.0%)
MELOXICAM	30 (4.5%)	22 (3.3%)
DICLOFENAC	29 (4.4%)	21 (3.2%)
NAPROXEN SODIUM	23 (3.5%)	17 (2.6%)
CELECOXIB	23 (3.5%)	12 (1.8%)
CURCUMA LONGA	17 (2.6%)	10 (1.5%)
DICLOFENAC SODIUM	11 (1.7%)	16 (2.4%)
NAPROXEN	11 (1.7%)	10 (1.5%)
LOXOPROFEN SODIUM	10 (1.5%)	9 (1.4%)
KETOPROFEN	8 (1.2%)	9 (1.4%)
GLUCOSAMINE	9 (1.4%)	7 (1.1%)
CHONDROITIN;GLUCOSAMINE	6 (0.9%)	7 (1.1%)
ETORICOXIB	6 (0.9%)	5 (0.8%)
DICLOFENAC POTASSIUM	3 (0.5%)	6 (0.9%)
ACECLOFENAC	2 (0.3%)	6 (0.9%)
DEXKETOPROFEN TROMETAMOL	5 (0.8%)	2 (0.3%)
CHONDROITIN SULFATE SODIUM	1 (0.2%)	5 (0.8%)
LINUM USITATISSIMUM SEED OIL	4 (0.6%)	2 (0.3%)
INDOMETACIN	2 (0.3%)	3 (0.5%)
KETOROLAC	3 (0.5%)	2 (0.3%)

KETOROLAC TROMETHAMINE	4 (0.6%)	1 (0.2%)
NIMESULIDE	2 (0.3%)	3 (0.5%)
HEPARINOID	2 (0.3%)	2 (0.3%)
LOXOPROFEN	2 (0.3%)	2 (0.3%)
MEFENAMIC ACID	3 (0.5%)	1 (0.2%)
METHYLSULFONYLMETHANE	2 (0.3%)	2 (0.3%)
PARECOXIB	3 (0.5%)	1 (0.2%)
ACEMETACIN	2 (0.3%)	1 (0.2%)
FLURBIPROFEN	0	3 (0.5%)
GLYCYRRHIZA SPP. ROOT;PAEONIA LACTIFLORA ROOT	1 (0.2%)	2 (0.3%)
MUCOPOLYSACCHARIDE POLYSULFURIC ACID ESTER	3 (0.5%)	0
OTHER ANTIINFLAMMATORY AND ANTIRHEUMATIC AGENTS, NON-STEROIDS	2 (0.3%)	1 (0.2%)
RABBIT VACCINIA EXTRACT	1 (0.2%)	2 (0.3%)
SULFASALAZINE	1 (0.2%)	2 (0.3%)
BENZYDAMINE HYDROCHLORIDE	0	2 (0.3%)
CALCIUM FRUCTOBORATE;CHONDROITIN SULFATE SODIUM;GLUCOSAMINE HYDROCHLORIDE;HYALURONIC ACID	1 (0.2%)	1 (0.2%)
DEXIBUPROFEN	2 (0.3%)	0
DEXKETOPROFEN	1 (0.2%)	1 (0.2%)
ETODOLAC	0	2 (0.3%)
GLUCOSAMINE SULFATE	1 (0.2%)	1 (0.2%)
GUAIAZULENE	0	2 (0.3%)
NABUMETONE	1 (0.2%)	1 (0.2%)
PIROXICAM	0	2 (0.3%)
SULINDAC	1 (0.2%)	1 (0.2%)
VACCINIUM MACROCARPON	1 (0.2%)	1 (0.2%)
ZINGIBER OFFICINALE	1 (0.2%)	1 (0.2%)
ACANTHOPANAX GRACILISTYLUS;ACHYRANTHES BIDENTATA;CIBOTIUM BAROMETZ;EUCOMMIA ULMOIDES;GLYCINE MAX;SAPOSHNIKOVIA DIVARICATA	0	1 (0.2%)
ANGELICA SINENSIS ROOT	1 (0.2%)	0
ANTIINFLAMMATORY/ANTIRHEUMATIC AGENTS IN COMBINATION WITH CORTICOSTEROIDS	1 (0.2%)	0
APRONAL;CAFFEINE;IBUPROFEN;MAGNESIUM OXIDE	0	1 (0.2%)
ASCORBIC ACID;ROSA CANINA	1 (0.2%)	0
BORON GLYCINATE;CARTILAGE;HYALURONATE SODIUM;POTASSIUM CHLORIDE	1 (0.2%)	0
BOSWELLIA SERRATA;CURCUMA LONGA	1 (0.2%)	0
CARTILAGE;HYALURONIC ACID	1 (0.2%)	0
CHLORPHENAMINE MALEATE;IBUPROFEN;PHENYLEPHRINE HYDROCHLORIDE	0	1 (0.2%)
CHONDROITIN	0	1 (0.2%)
CHONDROITIN SULFATE	0	1 (0.2%)
CHONDROITIN SULFATE SODIUM;GLUCOSAMINE	1 (0.2%)	0
CHONDROITIN SULFATE SODIUM;GLUCOSAMINE HYDROCHLORIDE;MANGANESE ASCORBATE	1 (0.2%)	0
CHONDROITIN SULFATE SODIUM;GLUCOSAMINE HYDROCHLORIDE;MANGANESE GLUCONATE;SODIUM BORATE DECAHYDRATE	1 (0.2%)	0
CHONDROITIN SULFATE;GLUCOSAMINE	1 (0.2%)	0

CHONDROITIN SULFATE;GLUCOSAMINE HYDROCHLORIDE;METHYLSULFONYLMETHANE	0	1 (0.2%)
CHONDROITIN SULFATE;GLUCOSAMINE;METHYLSULFONYLMETHANE	1 (0.2%)	0
CINNAMOMUM CASSIA BARK;EPHEDRA SPP. HERB;GLYCYRRHIZA SPP. ROOT;PRUNUS SPP. SEED	0	1 (0.2%)
CLEMATIS SPP. EXTRACT;PRUNELLA VULGARIS EXTRACT;TRICHOSANTHES KIRILOWII EXTRACT	1 (0.2%)	0
COLLAGEN	1 (0.2%)	0
COLLAGEN;GLUCOSAMINE	1 (0.2%)	0
DICLOFENAC DIETHYLAMINE	0	1 (0.2%)
DICLOFENAC;MISOPROSTOL	1 (0.2%)	0
DICLOFENAC;OMEPRAZOLE	0	1 (0.2%)
DIPHENHYDRAMINE;IBUPROFEN	1 (0.2%)	0
EQUISETUM HYEMALE HERB	1 (0.2%)	0
ESFLURBIPROFEN	1 (0.2%)	0
ESOMEPRAZOLE;NAPROXEN	0	1 (0.2%)
ETOFENAMATE	1 (0.2%)	0
FLURBIPROFEN AXETIL	0	1 (0.2%)
FORSYTHIA SUSPENSA FRUIT	1 (0.2%)	0
GELATINE HYDROLYSATE;MAGNESIUM CARBONATE	0	1 (0.2%)
GLYCINE MAX SEED OIL;PERSEA AMERICANA OIL	0	1 (0.2%)
GLYCINE MAX;PERSEA AMERICANA EXTRACT	0	1 (0.2%)
HYDROCODONE;IBUPROFEN	1 (0.2%)	0
HYPERICUM PERFORATUM	0	1 (0.2%)
IBUPROFEN;PSEUDOEPHEDRINE HYDROCHLORIDE	0	1 (0.2%)
IRIS DOMESTICA	1 (0.2%)	0
KETOPROFEN LYSINE	0	1 (0.2%)
LORNOXICAM	1 (0.2%)	0
LOXOPROFEN SODIUM DIHYDRATE	1 (0.2%)	0
PELUBIPROFEN	0	1 (0.2%)
PIROXICAM BETADEX	0	1 (0.2%)
PRANOPROFEN	0	1 (0.2%)
PRUNELLA VULGARIS	1 (0.2%)	0
PRUNUS CERASUS	1 (0.2%)	0
TRICHOSANTHES KIRILOWII	1 (0.2%)	0
URTICA DIOICA	0	1 (0.2%)
OTHER DERMATOLOGICAL PREPARATIONS		
Total number of patients with at least one treatment	213 (32.0%)	215 (32.4%)
Total number of treatments	371	318
IBUPROFEN	76 (11.4%)	60 (9.0%)
ASCORBIC ACID	43 (6.5%)	46 (6.9%)
DICLOFENAC	29 (4.4%)	21 (3.2%)
FINASTERIDE	25 (3.8%)	23 (3.5%)
UBIDECARENONE	24 (3.6%)	19 (2.9%)
DICLOFENAC SODIUM	11 (1.7%)	16 (2.4%)
OXYGEN	14 (2.1%)	7 (1.1%)
DUTASTERIDE	7 (1.1%)	7 (1.1%)

ESTRADIOL	6 (0.9%)	8 (1.2%)
TRANEXAMIC ACID	6 (0.9%)	6 (0.9%)
GLYCOPYRRONIUM BROMIDE	3 (0.5%)	6 (0.9%)
PYRIDOXINE HYDROCHLORIDE	3 (0.5%)	6 (0.9%)
SILDENAFIL CITRATE	6 (0.9%)	3 (0.5%)
SUCRALFATE	3 (0.5%)	6 (0.9%)
MAGNESIUM SULFATE	3 (0.5%)	4 (0.6%)
SILDENAFIL	2 (0.3%)	5 (0.8%)
SODIUM BICARBONATE	4 (0.6%)	3 (0.5%)
HYALURONATE SODIUM	4 (0.6%)	2 (0.3%)
OXYMETAZOLINE HYDROCHLORIDE	2 (0.3%)	4 (0.6%)
CINNAMOMUM CASSIA BARK;EPHEDRA SPP. HERB;GLYCYRRHIZA SPP. ROOT;PAEONIA LACTIFLORA ROOT;PUERARIA LOBATA ROOT;ZINGIBER OFFICINALE RHIZOME;ZIZIPHUS JUJUBA FRUIT	1 (0.2%)	4 (0.6%)
OXYMETAZOLINE	1 (0.2%)	4 (0.6%)
POVIDONE-IODINE	3 (0.5%)	2 (0.3%)
BOTULINUM TOXIN TYPE A	1 (0.2%)	2 (0.3%)
NITROGEN, LIQUID	2 (0.3%)	1 (0.2%)
SALICYLIC ACID	2 (0.3%)	1 (0.2%)
ALUMINIUM SILICATE	0	2 (0.3%)
COPPER	1 (0.2%)	1 (0.2%)
GUAIAZULENE	0	2 (0.3%)
HYALURONIC ACID	1 (0.2%)	1 (0.2%)
IVERMECTIN	2 (0.3%)	0
MENTHOL;METHYL SALICYLATE	0	2 (0.3%)
MINOXIDIL	1 (0.2%)	1 (0.2%)
PYRIDOXINE	0	2 (0.3%)
SALVIA OFFICINALIS	0	2 (0.3%)
SELENIUM	1 (0.2%)	1 (0.2%)
SILICON DIOXIDE	1 (0.2%)	1 (0.2%)
ALDIOXA	0	1 (0.2%)
ANGELICA SINENSIS ROOT	1 (0.2%)	0
CAFFEINE	0	1 (0.2%)
COLLAGEN	1 (0.2%)	0
CYSTEINE HYDROCHLORIDE;GLYCINE;GLYCYRRHIZIC ACID, AMMONIUM SALT	0	1 (0.2%)
HYDROGEN PEROXIDE	0	1 (0.2%)
LITHIUM	1 (0.2%)	0
NITROUS OXIDE	1 (0.2%)	0
OTHER DERMATOLOGICALS	0	1 (0.2%)
OZONE	1 (0.2%)	0
PHLEBODIUM AUREUM EXTRACT	1 (0.2%)	0
PIMECROLIMUS	0	1 (0.2%)
POLYDEOXYRIBONUCLEOTIDE SODIUM	1 (0.2%)	0
POLYSACCHARIDES NOS	0	1 (0.2%)
PROPOLIS	1 (0.2%)	0
PRUNUS MUME FRUIT	1 (0.2%)	0
RETINOL;VITAMIN D NOS	1 (0.2%)	0
RIBONUCLEIC ACID	0	1 (0.2%)

SULFUR	1 (0.2%)	0
TACROLIMUS	0	1 (0.2%)
TACROLIMUS MONOHYDRATE	0	1 (0.2%)
TRETINOIN	1 (0.2%)	0
BLOOD SUBSTITUTES AND PERFUSION SOLUTIONS		
Total number of patients with at least one treatment	192 (28.9%)	182 (27.4%)
Total number of treatments	301	328
VITAMINS NOS	67 (10.1%)	68 (10.2%)
POTASSIUM CHLORIDE	38 (5.7%)	44 (6.6%)
SODIUM CHLORIDE	29 (4.4%)	40 (6.0%)
MINERALS NOS;VITAMINS NOS	34 (5.1%)	19 (2.9%)
POTASSIUM	18 (2.7%)	14 (2.1%)
ZINC	13 (2.0%)	13 (2.0%)
GLUCOSE	3 (0.5%)	11 (1.7%)
CALCIUM CHLORIDE;POTASSIUM CHLORIDE;SODIUM LACTATE	3 (0.5%)	6 (0.9%)
ELECTROLYTES NOS	3 (0.5%)	5 (0.8%)
LYSINE	6 (0.9%)	1 (0.2%)
MAGNESIUM SULFATE	3 (0.5%)	4 (0.6%)
SODIUM BICARBONATE	4 (0.6%)	3 (0.5%)
CHLORHEXIDINE GLUCONATE	3 (0.5%)	3 (0.5%)
MAGNESIUM CITRATE	3 (0.5%)	3 (0.5%)
ZINC SULFATE	4 (0.6%)	2 (0.3%)
GLUCOSE;SODIUM CHLORIDE	3 (0.5%)	2 (0.3%)
BLOOD, WHOLE	2 (0.3%)	2 (0.3%)
CALCIUM CHLORIDE DIHYDRATE;POTASSIUM CHLORIDE;SODIUM CHLORIDE;SODIUM LACTATE	0	4 (0.6%)
GLUCOSE;POTASSIUM CHLORIDE;SODIUM CHLORIDE;SODIUM CITRATE	3 (0.5%)	1 (0.2%)
GLYCEROL	2 (0.3%)	2 (0.3%)
ARGININE	2 (0.3%)	1 (0.2%)
I.V. SOLUTIONS	1 (0.2%)	2 (0.3%)
RED BLOOD CELLS, CONCENTRATED	2 (0.3%)	1 (0.2%)
SODIUM PHOSPHATE	1 (0.2%)	2 (0.3%)
BLOOD CELLS, PACKED HUMAN	0	2 (0.3%)
CALCIUM CHLORIDE	0	2 (0.3%)
CALCIUM CHLORIDE DIHYDRATE;POTASSIUM CHLORIDE;SODIUM ACETATE TRIHYDRATE;SODIUM CHLORIDE	2 (0.3%)	0
CALCIUM GLUCONATE MONOHYDRATE;GLUCOSE;MAGNESIUM CHLORIDE HEXAHYDRATE;POTASSIUM CHLORIDE;SODIUM ACETATE;SODIUM CHLORIDE;SODIUM CITRATE DIHYDRATE	2 (0.3%)	0
CARBOHYDRATES NOS;POTASSIUM CHLORIDE;SODIUM CHLORIDE;SODIUM LACTATE	1 (0.2%)	1 (0.2%)
CHLORHEXIDINE	1 (0.2%)	1 (0.2%)
GLUCOSE;POTASSIUM CHLORIDE;SODIUM CHLORIDE;SODIUM LACTATE	2 (0.3%)	0
MAGNESIUM CHLORIDE	1 (0.2%)	1 (0.2%)
MANNITOL	0	2 (0.3%)

NEOMYCIN SULFATE	0	2 (0.3%)
NUTRIENTS NOS	2 (0.3%)	0
RED BLOOD CELLS	2 (0.3%)	0
SELENIUM	1 (0.2%)	1 (0.2%)
SODIUM PHOSPHATE DIBASIC;SODIUM PHOSPHATE MONOBASIC	1 (0.2%)	1 (0.2%)
UREA	0	2 (0.3%)
ALBUMIN HUMAN	0	1 (0.2%)
ARACHIS HYPOGAEA OIL	1 (0.2%)	0
BLOOD PLASMA	1 (0.2%)	0
CALCIUM CHLORIDE DIHYDRATE;GLUCOSE;POTASSIUM CHLORIDE;SODIUM ACETATE;SODIUM CHLORIDE	0	1 (0.2%)
CALCIUM CHLORIDE DIHYDRATE;MAGNESIUM CHLORIDE HEXAHYDRATE;MALIC ACID;POTASSIUM CHLORIDE;SODIUM ACETATE TRIHYDRATE;SODIUM CHLORIDE	0	1 (0.2%)
CALCIUM CHLORIDE DIHYDRATE;MAGNESIUM CHLORIDE HEXAHYDRATE;POTASSIUM CHLORIDE;SODIUM ACETATE TRIHYDRATE;SODIUM CHLORIDE	1 (0.2%)	0
CALCIUM CHLORIDE;GLUCOSE;POTASSIUM CHLORIDE;SODIUM ACETATE	0	1 (0.2%)
CALCIUM CHLORIDE;POTASSIUM CHLORIDE;SODIUM CHLORIDE;SODIUM LACTATE	1 (0.2%)	0
CYSTEINE HYDROCHLORIDE;GLYCINE;GLYCYRRHIZIC ACID, AMMONIUM SALT	0	1 (0.2%)
DEXTRIN	1 (0.2%)	0
FRUCTOSE;GLYCEROL	1 (0.2%)	0
GELATINE POLYSUCCINATE	1 (0.2%)	0
GLUCONATE SODIUM;LIDOCAINE;MAGNESIUM CHLORIDE;MAGNESIUM SULFATE;MANNITOL;POTASSIUM CHLORIDE;SODIUM ACETATE TRIHYDRATE;SODIUM BICARBONATE;SODIUM CHLORIDE	0	1 (0.2%)
GLUCONATE SODIUM;MAGNESIUM CHLORIDE HEXAHYDRATE;POTASSIUM CHLORIDE;POTASSIUM PHOSPHATE MONOBASIC;SODIUM ACETATE TRIHYDRATE;SODIUM CHLORIDE;SODIUM PHOSPHATE DIBASIC (HEPTAHYDRATE)	1 (0.2%)	0
GLUCOSE;MAGNESIUM CHLORIDE HEXAHYDRATE;POTASSIUM CHLORIDE;POTASSIUM PHOSPHATE MONOBASIC;SODIUM ACETATE TRIHYDRATE;SODIUM CHLORIDE	1 (0.2%)	0
GLYCINE	0	1 (0.2%)
HETASTARCH	0	1 (0.2%)
ISOSORBIDE	1 (0.2%)	0
ISOTONIC SOLUTIONS	1 (0.2%)	0
MAGNESIUM;POTASSIUM	1 (0.2%)	0
NEOMYCIN	0	1 (0.2%)
OMEGA-3 FATTY ACIDS	1 (0.2%)	0
PHOSPHORIC ACID SODIUM	1 (0.2%)	0
POTASSIUM PHOSPHATE DIBASIC;POTASSIUM PHOSPHATE MONOBASIC	1 (0.2%)	0
POTASSIUM;SODIUM CHLORIDE	0	1 (0.2%)
SODIUM PHOSPHATE MONOBASIC (ANHYDROUS)	0	1 (0.2%)
SOLUTIONS FOR PARENTERAL NUTRITION	1 (0.2%)	0

SORBITOL	1 (0.2%)	0
STEM CELLS NOS	1 (0.2%)	0
TAUROLIDINE	1 (0.2%)	0
ZINC SULFATE HEPTAHYDRATE	0	1 (0.2%)
HOMEOPATHIC PREPARATION		
Total number of patients with at least one treatment	185 (27.8%)	182 (27.4%)
Total number of treatments	286	277
ASCORBIC ACID	43 (6.5%)	46 (6.9%)
POTASSIUM CHLORIDE	38 (5.7%)	44 (6.6%)
SODIUM CHLORIDE	29 (4.4%)	40 (6.0%)
CYANOCOBALAMIN	22 (3.3%)	21 (3.2%)
UBIDECARENONE	24 (3.6%)	19 (2.9%)
POTASSIUM	18 (2.7%)	14 (2.1%)
ZINC	13 (2.0%)	13 (2.0%)
CALCIUM CARBONATE	12 (1.8%)	13 (2.0%)
IRON	10 (1.5%)	12 (1.8%)
CORTISONE	10 (1.5%)	7 (1.1%)
EPINEPHRINE	8 (1.2%)	7 (1.1%)
SAMBUCUS NIGRA	3 (0.5%)	4 (0.6%)
THYROID	5 (0.8%)	1 (0.2%)
GINKGO BILOBA	3 (0.5%)	2 (0.3%)
SILYBUM MARIANUM	3 (0.5%)	0
SODIUM PHOSPHATE	1 (0.2%)	2 (0.3%)
CHARCOAL, ACTIVATED	1 (0.2%)	1 (0.2%)
ESTRIOL	2 (0.3%)	0
HOMEOPATHICS NOS	2 (0.3%)	0
PARAFFIN, LIQUID	1 (0.2%)	1 (0.2%)
RIBOFLAVIN	1 (0.2%)	1 (0.2%)
SELENIUM	1 (0.2%)	1 (0.2%)
SILICON DIOXIDE	1 (0.2%)	1 (0.2%)
UREA	0	2 (0.3%)
VACCINIUM MYRTILLUS	0	2 (0.3%)
ZINC GLUCONATE	1 (0.2%)	1 (0.2%)
CAPSAICIN	1 (0.2%)	0
CD4 ANTIBODIES;HISTAMIN ANTIBODIES;INTERFERON GAMMA ANTIBODIES	0	1 (0.2%)
CORTISONE ACETATE	1 (0.2%)	0
HYPERICUM PERFORATUM	0	1 (0.2%)
PHOSPHORIC ACID SODIUM	1 (0.2%)	0
PHOSPHORUS	1 (0.2%)	0
PROPOLIS	1 (0.2%)	0
SILVER	1 (0.2%)	0
SULFUR	1 (0.2%)	0
VACCINIUM MYRTILLUS EXTRACT	1 (0.2%)	0
DRUGS FOR OBSTRUCTIVE AIRWAY DISEASES		
Total number of patients with at least one treatment	168 (25.3%)	180 (27.1%)

Total number of treatments	353	332
SALBUTAMOL	28 (4.2%)	29 (4.4%)
SALBUTAMOL SULFATE	22 (3.3%)	22 (3.3%)
FLUTICASONE PROPIONATE	16 (2.4%)	25 (3.8%)
BUDESONIDE;FORMOTEROL FUMARATE	17 (2.6%)	17 (2.6%)
DEXAMETHASONE	18 (2.7%)	16 (2.4%)
FLUTICASONE PROPIONATE;SALMETEROL XINAFOATE	16 (2.4%)	18 (2.7%)
TRIAMCINOLONE ACETONIDE	10 (1.5%)	16 (2.4%)
MONTELUKAST SODIUM	10 (1.5%)	13 (2.0%)
FLUTICASONE	12 (1.8%)	10 (1.5%)
TIOTROPIUM BROMIDE MONOHYDRATE	15 (2.3%)	5 (0.8%)
MONTELUKAST	8 (1.2%)	9 (1.4%)
BUDESONIDE	9 (1.4%)	6 (0.9%)
EPINEPHRINE	8 (1.2%)	7 (1.1%)
TRIAMCINOLONE	7 (1.1%)	7 (1.1%)
FLUTICASONE FUROATE;UMECLIDINIUM BROMIDE;VILANTEROL TRIFENATATE	5 (0.8%)	5 (0.8%)
IPRATROPIUM BROMIDE	5 (0.8%)	5 (0.8%)
IPRATROPIUM;SALBUTAMOL	8 (1.2%)	2 (0.3%)
GLYCOPYRRONIUM BROMIDE	3 (0.5%)	6 (0.9%)
MOMETASONE FUROATE	1 (0.2%)	8 (1.2%)
BECLOMETASONE DIPROPIONATE;FORMOTEROL FUMARATE	6 (0.9%)	2 (0.3%)
BETAMETHASONE	4 (0.6%)	4 (0.6%)
BETAMETHASONE DIPROPIONATE	4 (0.6%)	3 (0.5%)
FLUTICASONE FUROATE;VILANTEROL TRIFENATATE	5 (0.8%)	2 (0.3%)
CORTICOSTEROID NOS	5 (0.8%)	1 (0.2%)
IPRATROPIUM	3 (0.5%)	3 (0.5%)
THEOPHYLLINE	5 (0.8%)	1 (0.2%)
UMECLIDINIUM BROMIDE;VILANTEROL TRIFENATATE	3 (0.5%)	3 (0.5%)
BETAMETHASONE VALERATE	3 (0.5%)	2 (0.3%)
FORMOTEROL FUMARATE	4 (0.6%)	1 (0.2%)
GLYCOPYRRONIUM BROMIDE;INDACATEROL MALEATE	2 (0.3%)	3 (0.5%)
OLODATEROL HYDROCHLORIDE;TIOTROPIUM BROMIDE MONOHYDRATE	2 (0.3%)	3 (0.5%)
UMECLIDINIUM BROMIDE	2 (0.3%)	3 (0.5%)
BECLOMETASONE DIPROPIONATE	2 (0.3%)	2 (0.3%)
BETAMETHASONE SODIUM PHOSPHATE	3 (0.5%)	1 (0.2%)
BUDESONIDE;FORMOTEROL FUMARATE DIHYDRATE	0	4 (0.6%)
FLUTICASONE FUROATE	2 (0.3%)	2 (0.3%)
FLUTICASONE PROPIONATE;SALMETEROL	2 (0.3%)	2 (0.3%)
MOMETASONE	3 (0.5%)	1 (0.2%)
ARTEMISIA ARGYI	2 (0.3%)	1 (0.2%)
EPHEDRINE	1 (0.2%)	2 (0.3%)
FENOTEROL HYDROBROMIDE;IPRATROPIUM BROMIDE	2 (0.3%)	1 (0.2%)
IPRATROPIUM BROMIDE;SALBUTAMOL SULFATE	1 (0.2%)	2 (0.3%)
LEVOSALBUTAMOL	0	3 (0.5%)
TIOTROPIUM	1 (0.2%)	2 (0.3%)
TIOTROPIUM BROMIDE	2 (0.3%)	1 (0.2%)

ASARUM SPP. ROOT;CINNAMOMUM CASSIA BARK;EPHEDRA SPP. HERB;GLYCYRRHIZA SPP. ROOT;PAEONIA LACTIFLORA ROOT;PINELLIA TERNATA TUBER;SCHISANDRA CHINENSIS FRUIT;ZINGIBER OFFICINALE RHIZOME	1 (0.2%)	1 (0.2%)
BECLOMETASONE	0	2 (0.3%)
DEXAMETHASONE SODIUM PHOSPHATE	1 (0.2%)	1 (0.2%)
EPHEDRINE HYDROCHLORIDE	2 (0.3%)	0
FLUTICASONE PROPIONATE;FORMOTEROL FUMARATE	1 (0.2%)	1 (0.2%)
FORMOTEROL	1 (0.2%)	1 (0.2%)
OLODATEROL HYDROCHLORIDE;TIOTROPIUM BROMIDE	0	2 (0.3%)
OLODATEROL;TIOTROPIUM	1 (0.2%)	1 (0.2%)
ROFLUMILAST	1 (0.2%)	1 (0.2%)
TERBUTALINE	1 (0.2%)	1 (0.2%)
UMECLIDINIUM;VILANTEROL	1 (0.2%)	1 (0.2%)
ACLIDINIUM BROMIDE	1 (0.2%)	0
AMINOPHYLLINE	0	1 (0.2%)
ANEMARRHENA ASPHODELOIDES RHIZOME	1 (0.2%)	0
ARFORMOTEROL	1 (0.2%)	0
ARFORMOTEROL TARTRATE	1 (0.2%)	0
ARTEMISIA ARGYI LEAF	0	1 (0.2%)
BECLOMETASONE DIPROPIONATE;FORMOTEROL FUMARATE DIHYDRATE	1 (0.2%)	0
BUDESONIDE;FORMOTEROL	0	1 (0.2%)
CICLESONIDE	0	1 (0.2%)
CINNAMOMUM CASSIA BARK;EPHEDRA SPP. HERB;GLYCYRRHIZA SPP. ROOT;PRUNUS SPP. SEED	0	1 (0.2%)
CORDYCEPS SINENSIS	0	1 (0.2%)
CROCUS SATIVUS	1 (0.2%)	0
CROMOGLICATE SODIUM;REPROTEROL HYDROCHLORIDE	1 (0.2%)	0
DIPROPHYLLINE	0	1 (0.2%)
DRUGS FOR OBSTRUCTIVE AIRWAY DISEASES	0	1 (0.2%)
EPHEDRA SPP.	1 (0.2%)	0
FENOTEROL HYDROBROMIDE	1 (0.2%)	0
FLUNISOLIDE	0	1 (0.2%)
FLUTICASONE FUROATE;VILANTEROL	1 (0.2%)	0
FLUTICASONE;SALMETEROL	1 (0.2%)	0
FLUTICASONE;VILANTEROL	0	1 (0.2%)
FORMOTEROL FUMARATE;MOMETASONE FUROATE	0	1 (0.2%)
GLYCOPYRRONIUM;INDACATEROL	0	1 (0.2%)
GLYCYRRHIZA SPP. ROOT;OPHIOPOGON JAPONICUS TUBER;ORYZA SATIVA FRUIT;PANAX GINSENG ROOT;PINELLIA TERNATA TUBER;ZIZIPHUS JUJUBA FRUIT	0	1 (0.2%)
HEXOPRENALINE SULFATE	1 (0.2%)	0
INDACATEROL	0	1 (0.2%)
IPRATROPIUM BROMIDE MONOHYDRATE	1 (0.2%)	0
LEVOSALBUTAMOL HYDROCHLORIDE	0	1 (0.2%)
MEPIPHYLLINE	0	1 (0.2%)
OMALIZUMAB	0	1 (0.2%)

PROCATEROL HYDROCHLORIDE HEMIHYDRATE	1 (0.2%)	0
SALMETEROL	0	1 (0.2%)
TERBUTALINE SULFATE	0	1 (0.2%)
TRETOQUINOL	1 (0.2%)	0
TRIAMCINOLONE HEXACETONIDE	0	1 (0.2%)
UMECLIDINIUM	1 (0.2%)	0
VILANTEROL	0	1 (0.2%)
VILANTEROL TRIFENATATE	1 (0.2%)	0
OTHER GYNECOLOGICALS		
Total number of patients with at least one treatment	184 (27.7%)	162 (24.4%)
Total number of treatments	258	199
IBUPROFEN	76 (11.4%)	60 (9.0%)
SALBUTAMOL	28 (4.2%)	29 (4.4%)
SALBUTAMOL SULFATE	22 (3.3%)	22 (3.3%)
NAPROXEN SODIUM	23 (3.5%)	17 (2.6%)
NAPROXEN	11 (1.7%)	10 (1.5%)
NIFEDIPINE	11 (1.7%)	8 (1.2%)
METHOTREXATE	5 (0.8%)	8 (1.2%)
PAROXETINE	6 (0.9%)	2 (0.3%)
SODIUM BICARBONATE	4 (0.6%)	3 (0.5%)
HYALURONATE SODIUM	4 (0.6%)	2 (0.3%)
PAROXETINE HYDROCHLORIDE	2 (0.3%)	4 (0.6%)
LACTOBACILLUS ACIDOPHILUS	3 (0.5%)	2 (0.3%)
CLONIDINE	2 (0.3%)	2 (0.3%)
CLONIDINE HYDROCHLORIDE	2 (0.3%)	2 (0.3%)
GLYCEROL	2 (0.3%)	2 (0.3%)
ARTEMISIA ARGYI	2 (0.3%)	1 (0.2%)
BENZYDAMINE HYDROCHLORIDE	0	2 (0.3%)
COPPER	1 (0.2%)	1 (0.2%)
HYALURONIC ACID	1 (0.2%)	1 (0.2%)
PROGESTERONE	2 (0.3%)	0
SALVIA OFFICINALIS	0	2 (0.3%)
TERBUTALINE	1 (0.2%)	1 (0.2%)
ALBIZIA JULIBRISSIN	1 (0.2%)	0
ANGELICA SINENSIS ROOT	1 (0.2%)	0
ARTEMISIA ARGYI LEAF	0	1 (0.2%)
BACILLUS COAGULANS	0	1 (0.2%)
CABERGOLINE	0	1 (0.2%)
CRATAEGUS SPP.	1 (0.2%)	0
CROCUS SATIVUS	1 (0.2%)	0
FENOTEROL HYDROBROMIDE	1 (0.2%)	0
FRITILLARIA THUNBERGII BULB	1 (0.2%)	0
GLYCINE	0	1 (0.2%)
HEXOPRENALINE SULFATE	1 (0.2%)	0
HYALURONATE SODIUM;MALVA SYLVESTRIS;MATRICARIA RECUTITA	1 (0.2%)	0
LACTOBACILLUS PLANTARUM	1 (0.2%)	0

LEVONORGESTREL	0	1 (0.2%)
LYCIUM BARBARUM FRUIT	1 (0.2%)	0
PRUNUS MUME FRUIT	1 (0.2%)	0
REHMANNIA GLUTINOSA ROOT	1 (0.2%)	0
STREPTODORNASE;STREPTOKINASE	1 (0.2%)	0
TERBUTALINE SULFATE	0	1 (0.2%)
TRICHOSANTHES KIRILOWII	1 (0.2%)	0
WITHANIA SOMNIFERA	1 (0.2%)	0
CARDIAC THERAPY		
Total number of patients with at least one treatment	179 (26.9%)	165 (24.8%)
Total number of treatments	268	232
IBUPROFEN	76 (11.4%)	60 (9.0%)
UBIDECARENONE	24 (3.6%)	19 (2.9%)
GLYCERYL TRINITRATE	21 (3.2%)	19 (2.9%)
LIDOCAINE	14 (2.1%)	19 (2.9%)
DIGOXIN	12 (1.8%)	9 (1.4%)
ISOSORBIDE MONONITRATE	12 (1.8%)	9 (1.4%)
AMIODARONE	8 (1.2%)	11 (1.7%)
EPINEPHRINE	8 (1.2%)	7 (1.1%)
AMIODARONE HYDROCHLORIDE	6 (0.9%)	6 (0.9%)
IPRATROPIUM BROMIDE	5 (0.8%)	5 (0.8%)
FLECAINIDE	6 (0.9%)	2 (0.3%)
TRIMETAZIDINE HYDROCHLORIDE	6 (0.9%)	1 (0.2%)
IPRATROPIUM	3 (0.5%)	3 (0.5%)
RANOLAZINE	3 (0.5%)	3 (0.5%)
INDOMETACIN	2 (0.3%)	3 (0.5%)
NOREPINEPHRINE	2 (0.3%)	3 (0.5%)
ISOSORBIDE DINITRATE	3 (0.5%)	1 (0.2%)
PROPAFENONE HYDROCHLORIDE	1 (0.2%)	3 (0.5%)
ATROPINE SULFATE	2 (0.3%)	1 (0.2%)
EPHEDRINE	1 (0.2%)	2 (0.3%)
LIMAPROST ALFADEX	0	3 (0.5%)
PHENYLEPHRINE	1 (0.2%)	2 (0.3%)
DRONEDARONE HYDROCHLORIDE	2 (0.3%)	0
EPHEDRINE HYDROCHLORIDE	2 (0.3%)	0
FLECAINIDE ACETATE	2 (0.3%)	0
LIDOCAINE HYDROCHLORIDE	2 (0.3%)	0
MAGNESIUM ASPARTATE;POTASSIUM ASPARTATE	1 (0.2%)	1 (0.2%)
MELDONIUM	1 (0.2%)	1 (0.2%)
NICOTINAMIDE	1 (0.2%)	1 (0.2%)
PACLITAXEL	1 (0.2%)	1 (0.2%)
TAURINE	1 (0.2%)	1 (0.2%)
ZINGIBER OFFICINALE	1 (0.2%)	1 (0.2%)
ADENOSINE	1 (0.2%)	0
ADENOSINE TRIPHOSPHATE, DISODIUM SALT	1 (0.2%)	0
ALPROSTADIL	0	1 (0.2%)
ATROPINE	0	1 (0.2%)

CAFFEINE	0	1 (0.2%)
CAMPHOR;MENTHOL	0	1 (0.2%)
CARNITINE	1 (0.2%)	0
CRATAEGUS SPP.	1 (0.2%)	0
CRATAEGUS SPP. EXTRACT	0	1 (0.2%)
DOBUTAMINE	0	1 (0.2%)
ETHANOL	1 (0.2%)	0
GLUCOSE;INSULIN;POTASSIUM	1 (0.2%)	0
MAGNESIUM;POTASSIUM	1 (0.2%)	0
MIDODRINE	0	1 (0.2%)
MOLSIDOMINE	0	1 (0.2%)
NICORANDIL	0	1 (0.2%)
NOREPINEPHRINE BITARTRATE	1 (0.2%)	0
PENTAERITHRITYL TETRANITRATE	1 (0.2%)	0
PUERARIA LOBATA ROOT	1 (0.2%)	0
SODIUM ALGINATE	1 (0.2%)	0
TRIMETAZIDINE	0	1 (0.2%)
UBIQUINOL	1 (0.2%)	0
CALCIUM CHANNEL BLOCKERS		
Total number of patients with at least one treatment	162 (24.4%)	180 (27.1%)
Total number of treatments	179	205
AMLODIPINE	83 (12.5%)	106 (16.0%)
AMLODIPINE BESILATE	31 (4.7%)	33 (5.0%)
DILTIAZEM	12 (1.8%)	10 (1.5%)
NIFEDIPINE	11 (1.7%)	8 (1.2%)
LERCANIDIPINE HYDROCHLORIDE	9 (1.4%)	6 (0.9%)
DILTIAZEM HYDROCHLORIDE	11 (1.7%)	3 (0.5%)
FELODIPINE	4 (0.6%)	4 (0.6%)
VERAPAMIL	1 (0.2%)	5 (0.8%)
LACIDIPINE	0	5 (0.8%)
BENIDIPINE HYDROCHLORIDE	2 (0.3%)	2 (0.3%)
AMLODIPINE MALEATE	3 (0.5%)	0
LERCANIDIPINE	3 (0.5%)	0
NIMODIPINE	0	3 (0.5%)
VERAPAMIL HYDROCHLORIDE	1 (0.2%)	2 (0.3%)
NICARDIPINE	1 (0.2%)	1 (0.2%)
NITRENDIPINE	0	2 (0.3%)
AMLODIPINE CAMSILATE	1 (0.2%)	0
AZELNIDIPINE	1 (0.2%)	0
CILNIDIPINE	0	1 (0.2%)
ISRADIPINE	0	1 (0.2%)
DIURETICS		
Total number of patients with at least one treatment	168 (25.3%)	164 (24.7%)
Total number of treatments	235	231
FUROSEMIDE	68 (10.2%)	76 (11.4%)

HYDROCHLOROTHIAZIDE	49 (7.4%)	39 (5.9%)
SPIRONOLACTONE	20 (3.0%)	18 (2.7%)
INDAPAMIDE	16 (2.4%)	18 (2.7%)
TORASEMIDE	8 (1.2%)	10 (1.5%)
HYDROCHLOROTHIAZIDE;TRIAMTERENE	7 (1.1%)	6 (0.9%)
CHLORTALIDONE	2 (0.3%)	6 (0.9%)
SAMBUCUS NIGRA	3 (0.5%)	4 (0.6%)
EPLERENONE	4 (0.6%)	2 (0.3%)
BUMETANIDE	2 (0.3%)	2 (0.3%)
METOLAZONE	1 (0.2%)	3 (0.5%)
TRIAMTERENE	3 (0.5%)	1 (0.2%)
ACETAZOLAMIDE	3 (0.5%)	0
AMILORIDE HYDROCHLORIDE;HYDROCHLOROTHIAZIDE	3 (0.5%)	0
BENDROFLUMETHIAZIDE	0	3 (0.5%)
BETULA SPP. LEAF;MATRICARIA RECUTITA HERB;PETROSELINUM CRISPUM ROOT;PHASEOLUS VULGARIS PERICARP;POTASSIUM CITRATE;SODIUM CITRATE;VACCINIUM VITIS-IDAEA LEAF	1 (0.2%)	1 (0.2%)
OTHER DIURETICS	2 (0.3%)	0
TRICHLORMETHIAZIDE	2 (0.3%)	0
ALBIZIA JULIBRISSIN	1 (0.2%)	0
AMILORIDE	0	1 (0.2%)
AMILORIDE;HYDROCHLOROTHIAZIDE	1 (0.2%)	0
ANEMARRHENA ASPHODELOIDES RHIZOME	1 (0.2%)	0
AZOSEMIDE	0	1 (0.2%)
CENTAURIUM ERYTHRAEA;LEVISTICUM OFFICINALE;ROSMARINUS OFFICINALIS	1 (0.2%)	0
CICLETANINE HYDROCHLORIDE	0	1 (0.2%)
EQUISETUM HYEMALE HERB	1 (0.2%)	0
GALIUM VERUM	0	1 (0.2%)
HYPERICUM PERFORATUM	0	1 (0.2%)
INDAPAMIDE HEMIHYDRATE	0	1 (0.2%)
ISOSORBIDE	1 (0.2%)	0
LYCIUM BARBARUM FRUIT	1 (0.2%)	0
POTASSIUM CANRENOATE	1 (0.2%)	0
PRUNELLA VULGARIS	1 (0.2%)	0
REHMANNIA GLUTINOSA ROOT	1 (0.2%)	0
URTICA DIOICA	0	1 (0.2%)
WITHANIA SOMNIFERA	1 (0.2%)	0
UROLOGICALS		
Total number of patients with at least one treatment	164 (24.7%)	164 (24.7%)
Total number of treatments	269	249
TAMSULOSIN	27 (4.1%)	27 (4.1%)
FINASTERIDE	25 (3.8%)	23 (3.5%)
TAMSULOSIN HYDROCHLORIDE	21 (3.2%)	26 (3.9%)
LIDOCAINE	14 (2.1%)	19 (2.9%)
DOXAZOSIN MESILATE	8 (1.2%)	10 (1.5%)
MIRABEGRON	7 (1.1%)	11 (1.7%)

AMITRIPTYLINE	10 (1.5%)	7 (1.1%)
DULOXETINE	7 (1.1%)	7 (1.1%)
DUTASTERIDE	7 (1.1%)	7 (1.1%)
OXYBUTYNIN	10 (1.5%)	4 (0.6%)
DOXAZOSIN	8 (1.2%)	5 (0.8%)
DULOXETINE HYDROCHLORIDE	8 (1.2%)	5 (0.8%)
MAGNESIUM HYDROXIDE	5 (0.8%)	5 (0.8%)
SILDENAFIL CITRATE	6 (0.9%)	3 (0.5%)
SILODOSIN	5 (0.8%)	4 (0.6%)
SOLIFENACIN SUCCINATE	5 (0.8%)	4 (0.6%)
OXYBUTYNIN HYDROCHLORIDE	2 (0.3%)	6 (0.9%)
ALFUZOSIN HYDROCHLORIDE	2 (0.3%)	5 (0.8%)
DUTASTERIDE;TAMSULOSIN HYDROCHLORIDE	5 (0.8%)	2 (0.3%)
SILDENAFIL	2 (0.3%)	5 (0.8%)
SODIUM BICARBONATE	4 (0.6%)	3 (0.5%)
CHONDROITIN SULFATE SODIUM	1 (0.2%)	5 (0.8%)
HYALURONATE SODIUM	4 (0.6%)	2 (0.3%)
MAGNESIUM CITRATE	3 (0.5%)	3 (0.5%)
TADALAFIL	1 (0.2%)	5 (0.8%)
TERAZOSIN	1 (0.2%)	5 (0.8%)
ALFUZOSIN	3 (0.5%)	2 (0.3%)
AMITRIPTYLINE HYDROCHLORIDE	3 (0.5%)	2 (0.3%)
PHENAZOPYRIDINE	4 (0.6%)	0
SERENOA REPENS	3 (0.5%)	1 (0.2%)
SOLIFENACIN	4 (0.6%)	0
POTASSIUM CITRATE	1 (0.2%)	2 (0.3%)
TOLTERODINE	2 (0.3%)	1 (0.2%)
BORON;CHROMIUM;COPPER;GERMANIUM;IODINE;MANGANESE;MOLYBDENUM;SELENIUM;SILICON;SITOSTEROL;VANADIUM;VITAMIN D NOS;ZINC	1 (0.2%)	1 (0.2%)
CALCIUM CARBONATE;CALCIUM PHOSPHATE DIBASIC;CUCURBITA PEPO SEED;CYANOCOBALAMIN;DL-ALPHA TOCOPHERYL ACETATE;FOLIC ACID;LYCOPENE;MAGNESIUM OXIDE;PRUNUS AFRICANA BARK;PYRIDOXINE HYDROCHLORIDE;SELENIUM AMINO ACID CHELATE;SERENOA REPENS FRUIT;ZINC GLYCINATE	1 (0.2%)	1 (0.2%)
CALCIUM CHLORIDE	0	2 (0.3%)
HYALURONIC ACID	1 (0.2%)	1 (0.2%)
LIDOCAINE HYDROCHLORIDE	2 (0.3%)	0
POTASSIUM CITRATE;SODIUM CITRATE DIHYDRATE	2 (0.3%)	0
SERENOA REPENS EXTRACT	0	2 (0.3%)
TERAZOSIN HYDROCHLORIDE	0	2 (0.3%)
TOLTERODINE L-TARTRATE	1 (0.2%)	1 (0.2%)
TROSPIUM CHLORIDE	0	2 (0.3%)
ALPROSTADIL	0	1 (0.2%)
ALPROSTADIL;PAPAVERINE;PHENTOLAMINE	1 (0.2%)	0
BUPLEURUM FALCATUM	1 (0.2%)	0
CENTAURIUM ERYTHRAEA;LEVISTICUM OFFICINALE;ROSMARINUS OFFICINALIS	1 (0.2%)	0

CHIMAPHILA UMBELLATA EXTRACT;EQUISETUM ARVENSE EXTRACT;POPULUS TREMULOIDES EXTRACT;PULSATILLA PRATENSIS;TRITICUM AESTIVUM OIL	0	1 (0.2%)
CHONDROITIN	0	1 (0.2%)
CHONDROITIN SULFATE	0	1 (0.2%)
CITRIC ACID;SODIUM CITRATE ACID	1 (0.2%)	0
CLOMIPRAMINE	0	1 (0.2%)
CLOMIPRAMINE HYDROCHLORIDE	1 (0.2%)	0
COLLAGEN	1 (0.2%)	0
CORDYCEPS SINENSIS	0	1 (0.2%)
CROCUS SATIVUS	1 (0.2%)	0
DARIFENACIN HYDROBROMIDE	0	1 (0.2%)
FESOTERODINE	1 (0.2%)	0
FESOTERODINE FUMARATE	0	1 (0.2%)
FINASTERIDE;TAMSULOSIN HYDROCHLORIDE	0	1 (0.2%)
FLAVOXATE HYDROCHLORIDE	1 (0.2%)	0
GALIUM VERUM	0	1 (0.2%)
IMIDAFENACIN	0	1 (0.2%)
LYCIUM BARBARUM FRUIT	1 (0.2%)	0
LYCOPENE	1 (0.2%)	0
OPHIOPOGON JAPONICUS	1 (0.2%)	0
OPHIOPOGON JAPONICUS ROOT	1 (0.2%)	0
PAPAVERINE	1 (0.2%)	0
PHENAZOPYRIDINE HYDROCHLORIDE	0	1 (0.2%)
SODIUM PHOSPHATE MONOBASIC (ANHYDROUS)	0	1 (0.2%)
URTICA DIOICA	0	1 (0.2%)
VIBEGRON	0	1 (0.2%)
WITHANIA SOMNIFERA	1 (0.2%)	0
NASAL PREPARATIONS		
Total number of patients with at least one treatment	156 (23.5%)	170 (25.6%)
Total number of treatments	286	305
SODIUM CHLORIDE	29 (4.4%)	40 (6.0%)
FLUTICASONE PROPIONATE	16 (2.4%)	25 (3.8%)
DEXAMETHASONE	18 (2.7%)	16 (2.4%)
TRIAMCINOLONE ACETONIDE	10 (1.5%)	16 (2.4%)
ZINC	13 (2.0%)	13 (2.0%)
FLUTICASONE	12 (1.8%)	10 (1.5%)
ACETYLCYSTEINE	13 (2.0%)	7 (1.1%)
PREDNISOLONE	9 (1.4%)	10 (1.5%)
BUDESONIDE	9 (1.4%)	6 (0.9%)
EPINEPHRINE	8 (1.2%)	7 (1.1%)
MUPIROCIN	5 (0.8%)	10 (1.5%)
TRIAMCINOLONE	7 (1.1%)	7 (1.1%)
IPRATROPIUM BROMIDE	5 (0.8%)	5 (0.8%)
MOMETASONE FUROATE	1 (0.2%)	8 (1.2%)
PSEUDOEPHEDRINE HYDROCHLORIDE	2 (0.3%)	7 (1.1%)
BETAMETHASONE	4 (0.6%)	4 (0.6%)
RETINOL	7 (1.1%)	1 (0.2%)

BETAMETHASONE DIPROPIONATE	4 (0.6%)	3 (0.5%)
SODIUM BICARBONATE	4 (0.6%)	3 (0.5%)
AZELASTINE	4 (0.6%)	2 (0.3%)
CORTICOSTEROID NOS	5 (0.8%)	1 (0.2%)
HYALURONATE SODIUM	4 (0.6%)	2 (0.3%)
IPRATROPIUM	3 (0.5%)	3 (0.5%)
OXYMETAZOLINE HYDROCHLORIDE	2 (0.3%)	4 (0.6%)
BETAMETHASONE VALERATE	3 (0.5%)	2 (0.3%)
OXYMETAZOLINE	1 (0.2%)	4 (0.6%)
XYLOMETAZOLINE HYDROCHLORIDE	4 (0.6%)	1 (0.2%)
BECLOMETASONE DIPROPIONATE	2 (0.3%)	2 (0.3%)
BETAMETHASONE SODIUM PHOSPHATE	3 (0.5%)	1 (0.2%)
FLUTICASONE FUROATE	2 (0.3%)	2 (0.3%)
MOMETASONE	3 (0.5%)	1 (0.2%)
AZELASTINE HYDROCHLORIDE	2 (0.3%)	1 (0.2%)
CETIRIZINE HYDROCHLORIDE;PSEUDOEPHEDRINE HYDROCHLORIDE	0	3 (0.5%)
DEXPANTHENOL	0	3 (0.5%)
EPHEDRINE	1 (0.2%)	2 (0.3%)
FEXOFENADINE HYDROCHLORIDE;PSEUDOEPHEDRINE HYDROCHLORIDE	2 (0.3%)	1 (0.2%)
MENTHOL	0	3 (0.5%)
PHENYLEPHRINE	1 (0.2%)	2 (0.3%)
PSEUDOEPHEDRINE	2 (0.3%)	1 (0.2%)
BECLOMETASONE	0	2 (0.3%)
DEXAMETHASONE SODIUM PHOSPHATE	1 (0.2%)	1 (0.2%)
EPHEDRINE HYDROCHLORIDE	2 (0.3%)	0
HYALURONIC ACID	1 (0.2%)	1 (0.2%)
OLOPATADINE HYDROCHLORIDE	0	2 (0.3%)
OTHER NASAL PREPARATIONS	1 (0.2%)	1 (0.2%)
ZINC GLUCONATE	1 (0.2%)	1 (0.2%)
AZELASTINE HYDROCHLORIDE;FLUTICASONE PROPIONATE	0	1 (0.2%)
BETA GLUCAN	1 (0.2%)	0
CAMPHOR;MENTHOL	0	1 (0.2%)
CHLORPHENAMINE MALEATE;IBUPROFEN;PHENYLEPHRINE HYDROCHLORIDE	0	1 (0.2%)
CICLESONIDE	0	1 (0.2%)
CORTICOSTEROIDS	0	1 (0.2%)
DEXAMETHASONE ACETATE	0	1 (0.2%)
DEXAMETHASONE VALERATE	0	1 (0.2%)
ETHANOL	1 (0.2%)	0
FLUNISOLIDE	0	1 (0.2%)
IBUPROFEN;PSEUDOEPHEDRINE HYDROCHLORIDE	0	1 (0.2%)
LORATADINE;PSEUDOEPHEDRINE SULFATE	0	1 (0.2%)
NAPHAZOLINE NITRATE	0	1 (0.2%)
NAPROXEN SODIUM;PSEUDOEPHEDRINE HYDROCHLORIDE	1 (0.2%)	0
POTASSIUM;SODIUM CHLORIDE	0	1 (0.2%)
PSEUDOEPHEDRINE SULFATE	1 (0.2%)	0
SEA WATER	1 (0.2%)	0
SILVER	1 (0.2%)	0

SODIUM HYPOCHLORITE	0	1 (0.2%)
TRIAMCINOLONE HEXACETONIDE	0	1 (0.2%)
VASOPROTECTIVES		
Total number of patients with at least one treatment	168 (25.3%)	155 (23.3%)
Total number of treatments	307	264
GLYCERYL TRINITRATE	21 (3.2%)	19 (2.9%)
DEXAMETHASONE	18 (2.7%)	16 (2.4%)
LIDOCAINE	14 (2.1%)	19 (2.9%)
TRIAMCINOLONE ACETONIDE	10 (1.5%)	16 (2.4%)
ZINC	13 (2.0%)	13 (2.0%)
DILTIAZEM	12 (1.8%)	10 (1.5%)
HYDROCORTISONE	7 (1.1%)	13 (2.0%)
NIFEDIPINE	11 (1.7%)	8 (1.2%)
PREDNISOLONE	9 (1.4%)	10 (1.5%)
HEPARIN	7 (1.1%)	9 (1.4%)
DILTIAZEM HYDROCHLORIDE	11 (1.7%)	3 (0.5%)
TRIAMCINOLONE	7 (1.1%)	7 (1.1%)
ANTIBIOTICS	10 (1.5%)	2 (0.3%)
DIOSMIN;HESPERIDIN	5 (0.8%)	7 (1.1%)
DIOSMIN	4 (0.6%)	6 (0.9%)
HEPARIN SODIUM	7 (1.1%)	2 (0.3%)
BETAMETHASONE	4 (0.6%)	4 (0.6%)
BETAMETHASONE DIPROPIONATE	4 (0.6%)	3 (0.5%)
CORTICOSTEROID NOS	5 (0.8%)	1 (0.2%)
HYALURONATE SODIUM	4 (0.6%)	2 (0.3%)
ZINC SULFATE	4 (0.6%)	2 (0.3%)
ASCORBIC ACID;RUTOSIDE	1 (0.2%)	4 (0.6%)
BETAMETHASONE VALERATE	3 (0.5%)	2 (0.3%)
FLUOCINONIDE	4 (0.6%)	1 (0.2%)
GLUCOSE;SODIUM CHLORIDE	3 (0.5%)	2 (0.3%)
BECLOMETASONE DIPROPIONATE	2 (0.3%)	2 (0.3%)
BETAMETHASONE SODIUM PHOSPHATE	3 (0.5%)	1 (0.2%)
FLUOCINOLONE ACETONIDE	3 (0.5%)	1 (0.2%)
HEPARINOID	2 (0.3%)	2 (0.3%)
IODINE	1 (0.2%)	3 (0.5%)
ISOSORBIDE DINITRATE	3 (0.5%)	1 (0.2%)
TROXERUTIN	1 (0.2%)	3 (0.5%)
MUCOPOLYSACCHARIDE POLYSULFURIC ACID ESTER	3 (0.5%)	0
PHENYLEPHRINE	1 (0.2%)	2 (0.3%)
ANESTHETICS, LOCAL	1 (0.2%)	1 (0.2%)
BECLOMETASONE	0	2 (0.3%)
BETAMETHASONE BUTYRATE PROPIONATE	0	2 (0.3%)
CALCIUM DOBESILATE	1 (0.2%)	1 (0.2%)
DEXAMETHASONE SODIUM PHOSPHATE	1 (0.2%)	1 (0.2%)
DIETHYLAMINE SALICYLATE;ESCIN	1 (0.2%)	1 (0.2%)
HYALURONIC ACID	1 (0.2%)	1 (0.2%)
LIDOCAINE HYDROCHLORIDE	2 (0.3%)	0

LIDOCAINE;TRIBENOSIDE	1 (0.2%)	1 (0.2%)
OXETACAINE	1 (0.2%)	1 (0.2%)
ALKA 4-COMPLEX;DIOSMIN	1 (0.2%)	0
ALUMINIUM ACETOTARTRATE	0	1 (0.2%)
ANGELICA SINENSIS ROOT	1 (0.2%)	0
ASCORBIC ACID;CALCIUM;RUTOSIDE	1 (0.2%)	0
ASCORBIC ACID;HESPERIDIN	0	1 (0.2%)
ASCORBIC ACID;HESPERIDIN METHYL CHALCONE;RUSCUS ACULEATUS	1 (0.2%)	0
ASCORBIC ACID;HESPERIDIN;RUSCUS ACULEATUS	1 (0.2%)	0
BENZOCAINE;BENZYL NICOTINATE;HEPARIN SODIUM	1 (0.2%)	0
BIOFLAVONOIDS NOS	1 (0.2%)	0
BISMUTH OXIDE;BISMUTH SUBGALLATE;MYROXYLON BALSAMUM BALSAM;ZINC OXIDE	1 (0.2%)	0
CINCHOCAINE;HYDROCORTISONE	0	1 (0.2%)
CORTICOSTEROIDS	0	1 (0.2%)
CROTAMITON;HYDROCORTISONE	0	1 (0.2%)
DEXAMETHASONE ACETATE	0	1 (0.2%)
DEXAMETHASONE VALERATE	0	1 (0.2%)
ESCHERICHIA COLI;HYDROCORTISONE	0	1 (0.2%)
FALLOPIA MULTIFLORA	1 (0.2%)	0
FLUOCORTOLONE PIVALATE;LIDOCAINE HYDROCHLORIDE	1 (0.2%)	0
HESPERIDIN	1 (0.2%)	0
HESPERIDIN METHYL CHALCONE	0	1 (0.2%)
HYDROCORTISONE PROBUTAT	0	1 (0.2%)
HYDROCORTISONE SODIUM SUCCINATE	0	1 (0.2%)
LYCIUM BARBARUM FRUIT	1 (0.2%)	0
MELILOTUS OFFICINALIS EXTRACT	1 (0.2%)	0
OLEA EUROPAEA LEAF	0	1 (0.2%)
OTHER AGENTS FOR TREATMENT OF HEMORRHOIDS AND ANAL FISSURES FOR TOPICAL USE	0	1 (0.2%)
PAEONIA X SUFFRUTICOSA	1 (0.2%)	0
PHENOL	0	1 (0.2%)
PROANTHOCYANIDIN	1 (0.2%)	0
SODIUM ALGINATE	1 (0.2%)	0
TRIAMCINOLONE HEXACETONIDE	0	1 (0.2%)
VITIS VINIFERA EXTRACT	1 (0.2%)	0
VITIS VINIFERA SEED	0	1 (0.2%)
PSYCHOANALEPTICS		
Total number of patients with at least one treatment	176 (26.5%)	145 (21.8%)
Total number of treatments	268	196
SERTRALINE	19 (2.9%)	15 (2.3%)
CITALOPRAM	17 (2.6%)	13 (2.0%)
MIRTAZAPINE	13 (2.0%)	13 (2.0%)
TRAZODONE	11 (1.7%)	15 (2.3%)
ESCITALOPRAM	14 (2.1%)	9 (1.4%)
ESCITALOPRAM OXALATE	13 (2.0%)	8 (1.2%)
BUPROPION HYDROCHLORIDE	12 (1.8%)	8 (1.2%)

AMITRIPTYLINE	10 (1.5%)	7 (1.1%)
SERTRALINE HYDROCHLORIDE	10 (1.5%)	6 (0.9%)
BUPROPION	10 (1.5%)	4 (0.6%)
DULOXETINE	7 (1.1%)	7 (1.1%)
DULOXETINE HYDROCHLORIDE	8 (1.2%)	5 (0.8%)
FLUOXETINE	7 (1.1%)	5 (0.8%)
PIRACETAM	4 (0.6%)	7 (1.1%)
MEMANTINE	7 (1.1%)	3 (0.5%)
DONEPEZIL	3 (0.5%)	5 (0.8%)
PAROXETINE	6 (0.9%)	2 (0.3%)
VENLAFAXINE	5 (0.8%)	3 (0.5%)
GINKGO BILOBA EXTRACT	4 (0.6%)	3 (0.5%)
VINPOCETINE	3 (0.5%)	4 (0.6%)
FLUOXETINE HYDROCHLORIDE	4 (0.6%)	2 (0.3%)
MEMANTINE HYDROCHLORIDE	5 (0.8%)	1 (0.2%)
PAROXETINE HYDROCHLORIDE	2 (0.3%)	4 (0.6%)
VENLAFAXINE HYDROCHLORIDE	2 (0.3%)	4 (0.6%)
AMITRIPTYLINE HYDROCHLORIDE	3 (0.5%)	2 (0.3%)
DONEPEZIL HYDROCHLORIDE	2 (0.3%)	3 (0.5%)
GINKGO BILOBA	3 (0.5%)	2 (0.3%)
TRAZODONE HYDROCHLORIDE	4 (0.6%)	1 (0.2%)
CLONIDINE	2 (0.3%)	2 (0.3%)
CLONIDINE HYDROCHLORIDE	2 (0.3%)	2 (0.3%)
DOXEPIN	2 (0.3%)	2 (0.3%)
LAMOTRIGINE	3 (0.5%)	1 (0.2%)
MIANSERIN HYDROCHLORIDE	2 (0.3%)	2 (0.3%)
APOAEQUORIN;COLECALCIFEROL	2 (0.3%)	1 (0.2%)
CITALOPRAM HYDROBROMIDE	2 (0.3%)	1 (0.2%)
CITICOLINE	1 (0.2%)	2 (0.3%)
NIMODIPINE	0	3 (0.5%)
RIVASTIGMINE	0	3 (0.5%)
TIANEPTINE SODIUM	1 (0.2%)	2 (0.3%)
ACETYLCARNITINE HYDROCHLORIDE	2 (0.3%)	0
CITRULLINE MALATE	1 (0.2%)	1 (0.2%)
METHYLETHYLPIRIDINOL SUCCINATE	2 (0.3%)	0
METHYLPHENIDATE	1 (0.2%)	1 (0.2%)
OPIPRAMOL HYDROCHLORIDE	2 (0.3%)	0
ACORUS CALAMUS;BACOPA MONNIERI;CELASTRUS PANICULATUS;CENTELLA ASIATICA;EVOLVULUS ALSINOIDES;FOENICULUM VULGARE;GLYCYRRHIZA GLABRA;MYRISTICA FRAGRANS;TERMINALIA ARJUNA;WITHANIA SOMNIFERA	1 (0.2%)	0
AMFETAMINE ASPARTATE;AMFETAMINE SULFATE;DEXAMFETAMINE SACCHARATE;DEXAMFETAMINE SULFATE	0	1 (0.2%)
ANGELICA ACUTILOBA ROOT;ATRACTYLODES LANCEA RHIZOME;BUPLEURUM FALCATUM ROOT;CNIDIUM OFFICINALE RHIZOME;GLYCYRRHIZA SPP. ROOT;PORIA COCOS SCLEROTIUM;UNCARIA SPP. HOOK	1 (0.2%)	0

BUPLEURUM FALCATUM ROOT;CINNAMOMUM CASSIA BARK;FOSSILIA OSSIS MASTODI;OYSTER SHELL;PANAX GINSENG ROOT;PINELLIA TERNATA TUBER;PORIA COCOS SCLEROTIUM;RHEUM SPP. RHIZOME;SCUTELLARIA BAICALENSIS ROOT;ZINGIBER OFFICINALE RHIZOME;ZIZIPHUS JUJUBA FRUIT	0	1 (0.2%)
CAFFEINE	0	1 (0.2%)
CAMELLIA SINENSIS	1 (0.2%)	0
CLOMIPRAMINE	0	1 (0.2%)
CLOMIPRAMINE HYDROCHLORIDE	1 (0.2%)	0
COFFEA ARABICA;PHOSPHATIDYL SERINE	1 (0.2%)	0
CORDYCEPS SINENSIS	0	1 (0.2%)
DEXMETHYLPHENIDATE HYDROCHLORIDE	1 (0.2%)	0
DOSULEPIN HYDROCHLORIDE	1 (0.2%)	0
DOXEPIN HYDROCHLORIDE	0	1 (0.2%)
DRYOBALANOPS AROMATICA	0	1 (0.2%)
ENZYMES NOS	0	1 (0.2%)
GLYCYRRHIZA SPP. ROOT WITH RHIZOME;TRITICUM AESTIVUM FRUIT;ZIZIPHUS JUJUBA FRUIT	1 (0.2%)	0
HYPERICUM PERFORATUM	0	1 (0.2%)
METHYLETHYLPIRIDINOL	1 (0.2%)	0
MIANSERIN	1 (0.2%)	0
MOCLOBEMIDE	0	1 (0.2%)
NORTRIPTYLINE	1 (0.2%)	0
NORTRIPTYLINE HYDROCHLORIDE	1 (0.2%)	0
RIBONUCLEIC ACID	0	1 (0.2%)
TRIMIPRAMINE MALEATE	1 (0.2%)	0
WITHANIA SOMNIFERA	1 (0.2%)	0
ANTI-ACNE PREPARATIONS		
Total number of patients with at least one treatment	164 (24.7%)	149 (22.4%)
Total number of treatments	245	225
IBUPROFEN	76 (11.4%)	60 (9.0%)
AZITHROMYCIN	30 (4.5%)	38 (5.7%)
DOXYCYCLINE	22 (3.3%)	20 (3.0%)
DEXAMETHASONE	18 (2.7%)	16 (2.4%)
METHYLPREDNISOLONE	16 (2.4%)	15 (2.3%)
CLINDAMYCIN	15 (2.3%)	11 (1.7%)
RETINOL	7 (1.1%)	1 (0.2%)
METHYLPREDNISOLONE SODIUM SUCCINATE	2 (0.3%)	5 (0.8%)
CHLORHEXIDINE GLUCONATE	3 (0.5%)	3 (0.5%)
ERYTHROMYCIN	1 (0.2%)	5 (0.8%)
METHYLPREDNISOLONE ACETATE	3 (0.5%)	2 (0.3%)
DIMETICONE	2 (0.3%)	2 (0.3%)
SALICYLIC ACID	2 (0.3%)	1 (0.2%)
AZELAIC ACID	0	2 (0.3%)
CHLORHEXIDINE	1 (0.2%)	1 (0.2%)
CLINDAMYCIN HYDROCHLORIDE	1 (0.2%)	1 (0.2%)
CLINDAMYCIN PHOSPHATE	1 (0.2%)	1 (0.2%)

DEXAMETHASONE SODIUM PHOSPHATE	1 (0.2%)	1 (0.2%)
DOXYCYCLINE MONOHYDRATE	1 (0.2%)	1 (0.2%)
ISOTRETINOIN	2 (0.3%)	0
MINOCYCLINE	1 (0.2%)	1 (0.2%)
NICOTINAMIDE	1 (0.2%)	1 (0.2%)
CHLORAMPHENICOL	1 (0.2%)	0
DEXAMETHASONE ACETATE	0	1 (0.2%)
DEXAMETHASONE VALERATE	0	1 (0.2%)
MINOCYCLINE HYDROCHLORIDE	0	1 (0.2%)
SULFUR	1 (0.2%)	0
TRETINOIN	1 (0.2%)	0
CORTICOSTEROIDS, DERMATOLOGICAL PREPARATIONS		
Total number of patients with at least one treatment	146 (22.0%)	163 (24.5%)
Total number of treatments	260	288
PREDNISONE	41 (6.2%)	38 (5.7%)
FLUTICASONE PROPIONATE	16 (2.4%)	25 (3.8%)
DEXAMETHASONE	18 (2.7%)	16 (2.4%)
METHYLPREDNISOLONE	16 (2.4%)	15 (2.3%)
TRIAMCINOLONE ACETONIDE	10 (1.5%)	16 (2.4%)
FLUTICASONE	12 (1.8%)	10 (1.5%)
HYDROCORTISONE	7 (1.1%)	13 (2.0%)
PREDNISOLONE	9 (1.4%)	10 (1.5%)
BUDESONIDE	9 (1.4%)	6 (0.9%)
TRIAMCINOLONE	7 (1.1%)	7 (1.1%)
CLOBETASOL PROPIONATE	2 (0.3%)	10 (1.5%)
STEROIDS	2 (0.3%)	8 (1.2%)
MOMETASONE FUROATE	1 (0.2%)	8 (1.2%)
BETAMETHASONE	4 (0.6%)	4 (0.6%)
BETAMETHASONE DIPROPIONATE	4 (0.6%)	3 (0.5%)
METHYLPREDNISOLONE SODIUM SUCCINATE	2 (0.3%)	5 (0.8%)
CORTICOSTEROID NOS	5 (0.8%)	1 (0.2%)
BETAMETHASONE VALERATE	3 (0.5%)	2 (0.3%)
FLUOCINONIDE	4 (0.6%)	1 (0.2%)
HYDROCORTISONE BUTYRATE	4 (0.6%)	1 (0.2%)
METHYLPREDNISOLONE ACETATE	3 (0.5%)	2 (0.3%)
BECLOMETASONE DIPROPIONATE	2 (0.3%)	2 (0.3%)
BETAMETHASONE SODIUM PHOSPHATE	3 (0.5%)	1 (0.2%)
DIFLUPREDNATE	2 (0.3%)	2 (0.3%)
FLUOCINOLONE ACETONIDE	3 (0.5%)	1 (0.2%)
MOMETASONE	3 (0.5%)	1 (0.2%)
BETAMETHASONE VALERATE;GENTAMICIN SULFATE	1 (0.2%)	2 (0.3%)
METHYLPREDNISOLONE ACEPONATE	1 (0.2%)	2 (0.3%)
BECLOMETASONE	0	2 (0.3%)
BETAMETHASONE BUTYRATE PROPIONATE	0	2 (0.3%)
BETAMETHASONE DIPROPIONATE;BETAMETHASONE SODIUM PHOSPHATE	1 (0.2%)	1 (0.2%)
CLOBETASOL	1 (0.2%)	1 (0.2%)

DESOXIMETASONE	2 (0.3%)	0
DEXAMETHASONE SODIUM PHOSPHATE	1 (0.2%)	1 (0.2%)
ALCLOMETASONE	1 (0.2%)	0
BACTERIA NOS;HYDROCORTISONE	1 (0.2%)	0
BETAMETHASONE ACETATE;BETAMETHASONE SODIUM PHOSPHATE	1 (0.2%)	0
CIPROFLOXACIN HYDROCHLORIDE;FLUOCINOLONE ACETONIDE	0	1 (0.2%)
CORTICOSTEROIDS	0	1 (0.2%)
CROTAMITON;HYDROCORTISONE	0	1 (0.2%)
DESONIDE	0	1 (0.2%)
DEXAMETHASONE ACETATE	0	1 (0.2%)
DEXAMETHASONE VALERATE	0	1 (0.2%)
GRAMICIDIN;NEOMYCIN;NYSTATIN;TRIAMCINOLONE	1 (0.2%)	0
HYDROCORTISONE ACETATE;NEOMYCIN SULFATE	0	1 (0.2%)
HYDROCORTISONE PROBUTAT	0	1 (0.2%)
HYDROCORTISONE SODIUM SUCCINATE	0	1 (0.2%)
HYDROCORTISONE;NATAMYCIN;NEOMYCIN SULFATE	0	1 (0.2%)
HYDROCORTISONE;NEOMYCIN SULFATE;POLYMYXIN B SULFATE	1 (0.2%)	0
PREDNICARBATE	1 (0.2%)	0
PREDNISONE ACETATE	1 (0.2%)	0
TRIAMCINOLONE HEXACETONIDE	0	1 (0.2%)
ULOBETASOL PROPIONATE	1 (0.2%)	0
ANTIDIARRHEALS, INTESTINAL ANTIINFLAMMATORY/ANTIINFECTIVE AGENTS		
Total number of patients with at least one treatment	145 (21.8%)	147 (22.1%)
Total number of treatments	258	252
PREDNISONE	41 (6.2%)	38 (5.7%)
PROBIOTICS NOS	18 (2.7%)	15 (2.3%)
MORPHINE	10 (1.5%)	14 (2.1%)
HYDROCORTISONE	7 (1.1%)	13 (2.0%)
PREDNISOLONE	9 (1.4%)	10 (1.5%)
BUDESONIDE	9 (1.4%)	6 (0.9%)
LOPERAMIDE HYDROCHLORIDE	5 (0.8%)	9 (1.4%)
ANTIBIOTICS	10 (1.5%)	2 (0.3%)
VANCOMYCIN	3 (0.5%)	9 (1.4%)
PLANTAGO OVATA	6 (0.9%)	3 (0.5%)
BETAMETHASONE	4 (0.6%)	4 (0.6%)
LOPERAMIDE	5 (0.8%)	3 (0.5%)
NYSTATIN	0	8 (1.2%)
BETAMETHASONE DIPROPIONATE	4 (0.6%)	3 (0.5%)
CORTICOSTEROID NOS	5 (0.8%)	1 (0.2%)
MESALAZINE	5 (0.8%)	1 (0.2%)
BETAMETHASONE VALERATE	3 (0.5%)	2 (0.3%)
GLUCOSE;SODIUM CHLORIDE	3 (0.5%)	2 (0.3%)
HYDROCORTISONE BUTYRATE	4 (0.6%)	1 (0.2%)
LACTOBACILLUS ACIDOPHILUS	3 (0.5%)	2 (0.3%)

BECLOMETASONE DIPROPIONATE	2 (0.3%)	2 (0.3%)
BETAMETHASONE SODIUM PHOSPHATE	3 (0.5%)	1 (0.2%)
BIFIDOBACTERIUM INFANTIS	3 (0.5%)	1 (0.2%)
BISMUTH SUBSALICYLATE	3 (0.5%)	1 (0.2%)
GLUCOSE;POTASSIUM CHLORIDE;SODIUM CHLORIDE;SODIUM CITRATE	3 (0.5%)	1 (0.2%)
ATROPINE SULFATE;DIPHENOXYLATE HYDROCHLORIDE	1 (0.2%)	2 (0.3%)
LACTOBACILLUS RHAMNOSUS	0	3 (0.5%)
MENTHOL	0	3 (0.5%)
RIFAXIMIN	1 (0.2%)	2 (0.3%)
SACCHAROMYCES BOULARDII	2 (0.3%)	1 (0.2%)
SULFASALAZINE	1 (0.2%)	2 (0.3%)
VACCINIUM MYRTILLUS FRUIT	1 (0.2%)	2 (0.3%)
ANTIDIARRHEAL MICROORGANISMS	1 (0.2%)	1 (0.2%)
ATROPINE;DIPHENOXYLATE	1 (0.2%)	1 (0.2%)
BACILLUS SUBTILIS;BIFIDOBACTERIUM BIFIDUM;BIFIDOBACTERIUM LACTIS;BIFIDOBACTERIUM LONGUM;BIOTIN;CALCIUM PANTOTHENATE;FOLIC ACID;INULIN;LACTOBACILLUS CASEI;LACTOBACILLUS FERMENTUM;LACTOBACILLUS GASSERI;LACTOBACILLUS PARACASEI;LACTOBACILLUS PLANTARUM;LACTOBACILLUS REUTERI;LACTOBACILLUS RHAMNOSUS;LACTOBACILLUS SALIVARIUS;MECOBALAMIN;NICOTINAMIDE;PYRIDOXINE HYDROCHLORIDE;RIBOFLAVIN;	1 (0.2%)	1 (0.2%)
BECLOMETASONE	0	2 (0.3%)
BETAMETHASONE BUTYRATE PROPIONATE	0	2 (0.3%)
CHARCOAL, ACTIVATED	1 (0.2%)	1 (0.2%)
COLESTYRAMINE	0	2 (0.3%)
ELUXADOLINE	1 (0.2%)	1 (0.2%)
GLUCOSE;POTASSIUM CHLORIDE;SODIUM CHLORIDE;SODIUM LACTATE	2 (0.3%)	0
MICONAZOLE	0	2 (0.3%)
NEOMYCIN SULFATE	0	2 (0.3%)
NIFUROXAZIDE	1 (0.2%)	1 (0.2%)
SILICON DIOXIDE	1 (0.2%)	1 (0.2%)
VACCINIUM MYRTILLUS	0	2 (0.3%)
BACILLUS COAGULANS	0	1 (0.2%)
BACILLUS MESENTERICUS;CLOSTRIDIUM BUTYRICUM;ENTEROCOCCUS FAECALIS	0	1 (0.2%)
BACILLUS SUBTILIS;ENTEROCOCCUS FAECIUM	0	1 (0.2%)
BACITRACIN	1 (0.2%)	0
BACITRACIN;NEOMYCIN SULFATE	0	1 (0.2%)
BALSALAZIDE	1 (0.2%)	0
BIFIDOBACTERIUM BIFIDUM;BIFIDOBACTERIUM INFANTIS	1 (0.2%)	0
BIFIDOBACTERIUM BIFIDUM;BIFIDOBACTERIUM LONGUM;LACTOBACILLUS GASSERI	0	1 (0.2%)
CAMELLIA SINENSIS	1 (0.2%)	0
CINNAMOMUM CASSIA;GLYCYRRHIZA SPP.;PAEONIA LACTIFLORA;ZINGIBER OFFICINALE;ZIZIPHUS JUJUBA	1 (0.2%)	0

CITRUS AURANTIUM PEEL;CREOSOTE;GLYCYRRHIZA SPP. ROOT;PHELLODENDRON SPP. BARK;UNCARIA GAMBIR LEAF WITH TWIG	0	1 (0.2%)
ENZYMES NOS;PROBIOTICS NOS	0	1 (0.2%)
FALLOPIA MULTIFLORA	1 (0.2%)	0
HOUTTUYNIA CORDATA	1 (0.2%)	0
HYDROCORTISONE PROBUTAT	0	1 (0.2%)
HYDROCORTISONE SODIUM SUCCINATE	0	1 (0.2%)
LACTOBACILLUS CASEI;VITAMIN B NOS	1 (0.2%)	0
LACTOBACILLUS HELVETICUS;LACTOBACILLUS RHAMNOSUS	1 (0.2%)	0
LACTOBACILLUS PLANTARUM	1 (0.2%)	0
MICONAZOLE NITRATE	0	1 (0.2%)
NEOMYCIN	0	1 (0.2%)
PHELLODENDRON AMURENSE	0	1 (0.2%)
PHELLODENDRON AMURENSE BARK	1 (0.2%)	0
PLANTAGO AFRA	0	1 (0.2%)
PREDNISONE ACETATE	1 (0.2%)	0
PRUNUS MUME FRUIT	1 (0.2%)	0
SILVER	1 (0.2%)	0
URTICA DIOICA	0	1 (0.2%)
VACCINIUM MYRTILLUS EXTRACT	1 (0.2%)	0
VANCOMYCIN HYDROCHLORIDE	0	1 (0.2%)
OTOLOGICALS		
Total number of patients with at least one treatment	135 (20.3%)	155 (23.3%)
Total number of treatments	249	294
SODIUM CHLORIDE	29 (4.4%)	40 (6.0%)
CIPROFLOXACIN	22 (3.3%)	23 (3.5%)
DEXAMETHASONE	18 (2.7%)	16 (2.4%)
LIDOCAINE	14 (2.1%)	19 (2.9%)
LEVOFLOXACIN	15 (2.3%)	17 (2.6%)
DOCUSATE SODIUM	14 (2.1%)	17 (2.6%)
HYDROCORTISONE	7 (1.1%)	13 (2.0%)
PREDNISOLONE	9 (1.4%)	10 (1.5%)
DOCUSATE	5 (0.8%)	7 (1.1%)
STEROIDS	2 (0.3%)	8 (1.2%)
BETAMETHASONE	4 (0.6%)	4 (0.6%)
BETAMETHASONE DIPROPIONATE	4 (0.6%)	3 (0.5%)
SODIUM BICARBONATE	4 (0.6%)	3 (0.5%)
CHLORHEXIDINE GLUCONATE	3 (0.5%)	3 (0.5%)
CIPROFLOXACIN HYDROCHLORIDE	2 (0.3%)	4 (0.6%)
CORTICOSTEROID NOS	5 (0.8%)	1 (0.2%)
GENTAMICIN	2 (0.3%)	4 (0.6%)
BETAMETHASONE VALERATE	3 (0.5%)	2 (0.3%)
CLOTRIMAZOLE	1 (0.2%)	4 (0.6%)
BETAMETHASONE SODIUM PHOSPHATE	3 (0.5%)	1 (0.2%)
FLUOCINOLONE ACETONIDE	3 (0.5%)	1 (0.2%)
GLYCEROL	2 (0.3%)	2 (0.3%)
OFLOXACIN	1 (0.2%)	2 (0.3%)

SALICYLIC ACID	2 (0.3%)	1 (0.2%)
UREA HYDROGEN PEROXIDE	3 (0.5%)	0
ANESTHETICS, LOCAL	1 (0.2%)	1 (0.2%)
BENZOCAINE;BENZYL-P-PHENOL;CHLOROBUTANOL;PINUS NIGRA OIL	0	2 (0.3%)
CHLORHEXIDINE	1 (0.2%)	1 (0.2%)
CHOLINE SALICYLATE	2 (0.3%)	0
DEXAMETHASONE SODIUM PHOSPHATE	1 (0.2%)	1 (0.2%)
GENTAMICIN SULFATE	1 (0.2%)	1 (0.2%)
LEVOFLOXACIN HEMIHYDRATE	1 (0.2%)	1 (0.2%)
LIDOCAINE HYDROCHLORIDE	2 (0.3%)	0
MICONAZOLE	0	2 (0.3%)
NEOMYCIN SULFATE	0	2 (0.3%)
PARAFFIN, LIQUID	1 (0.2%)	1 (0.2%)
ALUMINIUM ACETOTARTRATE	0	1 (0.2%)
CHLORAMPHENICOL	1 (0.2%)	0
CIPROFLOXACIN HYDROCHLORIDE;DEXAMETHASONE	0	1 (0.2%)
CIPROFLOXACIN HYDROCHLORIDE;FLUOCINOLONE ACETONIDE	0	1 (0.2%)
CORTICOSTEROIDS	0	1 (0.2%)
CROTAMITON;HYDROCORTISONE	0	1 (0.2%)
DEXAMETHASONE ACETATE	0	1 (0.2%)
DEXAMETHASONE SODIUM PHOSPHATE;POLYMYXIN B SULFATE;TRIMETHOPRIM	0	1 (0.2%)
DEXAMETHASONE VALERATE	0	1 (0.2%)
DEXAMETHASONE;NEOMYCIN SULFATE;POLYMYXIN B SULFATE	0	1 (0.2%)
DEXAMETHASONE;TOBRAMYCIN	0	1 (0.2%)
GRAMICIDIN;NEOMYCIN;NYSTATIN;TRIAMCINOLONE	1 (0.2%)	0
HYDROCORTISONE ACETATE;NEOMYCIN SULFATE	0	1 (0.2%)
HYDROCORTISONE PROBUTAT	0	1 (0.2%)
HYDROCORTISONE SODIUM SUCCINATE	0	1 (0.2%)
HYDROCORTISONE;NEOMYCIN SULFATE;POLYMYXIN B SULFATE	1 (0.2%)	0
HYDROGEN PEROXIDE	0	1 (0.2%)
MICONAZOLE NITRATE	0	1 (0.2%)
NEOMYCIN	0	1 (0.2%)
PHENOL	0	1 (0.2%)
PROPOLIS	1 (0.2%)	0
PUERARIA LOBATA ROOT	1 (0.2%)	0
SEA WATER	1 (0.2%)	0
SILVER	1 (0.2%)	0
THROAT PREPARATIONS		
Total number of patients with at least one treatment	144 (21.7%)	134 (20.2%)
Total number of treatments	223	187
IBUPROFEN	76 (11.4%)	60 (9.0%)
DICLOFENAC	29 (4.4%)	21 (3.2%)
LIDOCAINE	14 (2.1%)	19 (2.9%)

DICLOFENAC SODIUM	11 (1.7%)	16 (2.4%)
KETOPROFEN	8 (1.2%)	9 (1.4%)
ANTIBIOTICS	10 (1.5%)	2 (0.3%)
AMBROXOL HYDROCHLORIDE	5 (0.8%)	5 (0.8%)
AMBROXOL	5 (0.8%)	2 (0.3%)
CHLORHEXIDINE GLUCONATE	3 (0.5%)	3 (0.5%)
POVIDONE-IODINE	3 (0.5%)	2 (0.3%)
IODINE	1 (0.2%)	3 (0.5%)
FLURBIPROFEN	0	3 (0.5%)
AMYLMETACRESOL;DICHLOROBENZYL ALCOHOL	2 (0.3%)	0
ANESTHETICS, LOCAL	1 (0.2%)	1 (0.2%)
BENZYDAMINE HYDROCHLORIDE	0	2 (0.3%)
CHLORHEXIDINE	1 (0.2%)	1 (0.2%)
HYALURONIC ACID	1 (0.2%)	1 (0.2%)
LIDOCAINE HYDROCHLORIDE	2 (0.3%)	0
NEOMYCIN SULFATE	0	2 (0.3%)
SALVIA OFFICINALIS	0	2 (0.3%)
SODIUM GUALENATE HYDRATE	0	2 (0.3%)
BACITRACIN	1 (0.2%)	0
BACITRACIN;NEOMYCIN SULFATE	0	1 (0.2%)
BENZALKONIUM CHLORIDE;BENZOCAINE;TYROTHRICIN	1 (0.2%)	0
BENZALKONIUM CHLORIDE;CHLOROBUTANOL;TETRACAINE GENTISATE	0	1 (0.2%)
BENZETHONIUM CHLORIDE	1 (0.2%)	0
BENZOCAINE;BUTYL AMINOBENZOATE;TETRACAINE HYDROCHLORIDE	1 (0.2%)	0
BENZYDAMINE HYDROCHLORIDE;CHLORHEXIDINE GLUCONATE	0	1 (0.2%)
BENZYL ALCOHOL;CETYLPYRIDINIUM	0	1 (0.2%)
CARBOMER;HYALURONATE SODIUM;XANTHAN GUM	0	1 (0.2%)
CETRIMONIUM BROMIDE;LIDOCAINE;TYROTHRICIN	0	1 (0.2%)
CHLORHEXIDINE;LIDOCAINE	0	1 (0.2%)
CHLORQUINALDOL	1 (0.2%)	0
KETOPROFEN LYSINE	0	1 (0.2%)
NEOMYCIN	0	1 (0.2%)
NEOMYCIN;TYROTHRICIN	0	1 (0.2%)
PHENOL	0	1 (0.2%)
PROPOLIS	1 (0.2%)	0
SILVER	1 (0.2%)	0
OTHER NERVOUS SYSTEM DRUGS		
Total number of patients with at least one treatment	147 (22.1%)	128 (19.3%)
Total number of treatments	210	163
GABAPENTIN	37 (5.6%)	47 (7.1%)
VITAMIN B12 NOS	31 (4.7%)	26 (3.9%)
BUPROPION HYDROCHLORIDE	12 (1.8%)	8 (1.2%)
MECOBALAMIN	8 (1.2%)	8 (1.2%)
BUPROPION	10 (1.5%)	4 (0.6%)
BETAHISTINE HYDROCHLORIDE	7 (1.1%)	6 (0.9%)

MECLOZINE	7 (1.1%)	6 (0.9%)
FLUOXETINE	7 (1.1%)	5 (0.8%)
PROPRANOLOL	8 (1.2%)	2 (0.3%)
BETAHISTINE	2 (0.3%)	5 (0.8%)
GINKGO BILOBA EXTRACT	4 (0.6%)	3 (0.5%)
THIOCTIC ACID	4 (0.6%)	3 (0.5%)
TRIMETAZIDINE HYDROCHLORIDE	6 (0.9%)	1 (0.2%)
FLUOXETINE HYDROCHLORIDE	4 (0.6%)	2 (0.3%)
NALOXONE HYDROCHLORIDE;OXYCODONE HYDROCHLORIDE	4 (0.6%)	2 (0.3%)
GINKGO BILOBA	3 (0.5%)	2 (0.3%)
CLONIDINE	2 (0.3%)	2 (0.3%)
CLONIDINE HYDROCHLORIDE	2 (0.3%)	2 (0.3%)
HYDROXOCOBALAMIN	3 (0.5%)	1 (0.2%)
NEOSTIGMINE	3 (0.5%)	1 (0.2%)
MECLOZINE HYDROCHLORIDE	1 (0.2%)	2 (0.3%)
NALOXONE	0	3 (0.5%)
NICOTINE	3 (0.5%)	0
PYRIDOSTIGMINE BROMIDE	2 (0.3%)	1 (0.2%)
VARENICLINE TARTRATE	2 (0.3%)	1 (0.2%)
BETAHISTINE MESILATE	2 (0.3%)	0
BETHANECHOL	2 (0.3%)	0
BETHANECHOL CHLORIDE	0	2 (0.3%)
BUPRENORPHINE	1 (0.2%)	1 (0.2%)
CHOLINE ALFOSCERATE	1 (0.2%)	1 (0.2%)
CINNARIZINE	0	2 (0.3%)
MELDONIUM	1 (0.2%)	1 (0.2%)
METHYLETHYLPIRIDINOL SUCCINATE	2 (0.3%)	0
NALOXONE HYDROCHLORIDE	1 (0.2%)	1 (0.2%)
PROPRANOLOL HYDROCHLORIDE	2 (0.3%)	0
VARENICLINE	2 (0.3%)	0
ACETYLCARNITINE;AESCULUS HIPPOCASTANUM;BIOTIN;COPPER CITRATE;FOLIC ACID;MAGNESIUM;MECOBALAMIN;NICOTINAMIDE;PYRIDOXINE HYDROCHLORIDE;QUERCETIN;RIBOFLAVIN;RUSCUS ACULEATUS ROOT;THIAMINE HYDROCHLORIDE;THIOCTIC ACID;ZINC AMINO ACID CHELATE	1 (0.2%)	0
ACETYLLEUCINE	1 (0.2%)	0
DIMENHYDRINATE	1 (0.2%)	0
DOCOSAHEXAENOIC ACID;EICOSAPENTAENOIC ACID;PYRIDOXINE HYDROCHLORIDE;THIOCTIC ACID;VITAMIN B12 NOS	1 (0.2%)	0
FLUNARIZINE	0	1 (0.2%)
FLUNARIZINE DIHYDROCHLORIDE	0	1 (0.2%)
LYCIUM BARBARUM FRUIT	1 (0.2%)	0
METHYLETHYLPIRIDINOL	1 (0.2%)	0
NALOXONE;OXYCODONE	0	1 (0.2%)
NEOSTIGMINE METILSULFATE	0	1 (0.2%)
PILOCARPINE HYDROCHLORIDE	1 (0.2%)	0
TRIMETAZIDINE	0	1 (0.2%)

THYROID THERAPY		
Total number of patients with at least one treatment	145 (21.8%)	128 (19.3%)
Total number of treatments	165	135
LEVOTHYROXINE	68 (10.2%)	63 (9.5%)
LEVOTHYROXINE SODIUM	61 (9.2%)	58 (8.7%)
PROPRANOLOL	8 (1.2%)	2 (0.3%)
THIAMAZOLE	4 (0.6%)	3 (0.5%)
THYROID	5 (0.8%)	1 (0.2%)
IODINE	1 (0.2%)	3 (0.5%)
LIOTHYRONINE	0	2 (0.3%)
PROPRANOLOL HYDROCHLORIDE	2 (0.3%)	0
CALCIUM;IODINE	0	1 (0.2%)
FRITILLARIA THUNBERGII BULB	1 (0.2%)	0
LIOTHYRONINE SODIUM	1 (0.2%)	0
POTASSIUM IODIDE	1 (0.2%)	0
ALL OTHER THERAPEUTIC PRODUCTS		
Total number of patients with at least one treatment	135 (20.3%)	132 (19.9%)
Total number of treatments	230	181
ASCORBIC ACID	43 (6.5%)	46 (6.9%)
VITAMIN B12 NOS	31 (4.7%)	26 (3.9%)
CALCIUM CARBONATE	12 (1.8%)	13 (2.0%)
IRON	10 (1.5%)	12 (1.8%)
OXYGEN	14 (2.1%)	7 (1.1%)
ACETYLCYSTEINE	13 (2.0%)	7 (1.1%)
ALL OTHER THERAPEUTIC PRODUCTS	10 (1.5%)	5 (0.8%)
CALCIUM;VITAMIN D NOS	9 (1.4%)	4 (0.6%)
STEROIDS	2 (0.3%)	8 (1.2%)
GLYCOPYRRONIUM BROMIDE	3 (0.5%)	6 (0.9%)
CHONDROITIN SULFATE SODIUM	1 (0.2%)	5 (0.8%)
HERBAL NOS;MINERALS NOS;VITAMINS NOS	1 (0.2%)	3 (0.5%)
HYDROXOCOBALAMIN	3 (0.5%)	1 (0.2%)
IODINE	1 (0.2%)	3 (0.5%)
SUGAMMADEX SODIUM	3 (0.5%)	1 (0.2%)
CALCIUM;MAGNESIUM	1 (0.2%)	2 (0.3%)
LACTOBACILLUS RHAMNOSUS	0	3 (0.5%)
NALOXONE	0	3 (0.5%)
CALCIUM CITRATE;VITAMIN D NOS	0	2 (0.3%)
CALCIUM POLYSTYRENE SULFONATE	0	2 (0.3%)
COPPER	1 (0.2%)	1 (0.2%)
HOMEOPATHICS NOS	2 (0.3%)	0
HONEY	1 (0.2%)	1 (0.2%)
NALOXONE HYDROCHLORIDE	1 (0.2%)	1 (0.2%)
NALOXONE HYDROCHLORIDE;TILIDINE HYDROCHLORIDE	1 (0.2%)	1 (0.2%)
SUGAMMADEX	0	2 (0.3%)
TAURINE	1 (0.2%)	1 (0.2%)
ADENOSINE	1 (0.2%)	0

ATROPINE	0	1 (0.2%)
BENTONITE	0	1 (0.2%)
BROMELAINS;QUERCETIN	0	1 (0.2%)
CALCIUM FOLINATE	0	1 (0.2%)
CALCIUM SULFATE DIHYDRATE	1 (0.2%)	0
CHONDROITIN	0	1 (0.2%)
CHONDROITIN SULFATE	0	1 (0.2%)
COPPER SULFATE PENTAHYDRATE	0	1 (0.2%)
DEFERASIROX	0	1 (0.2%)
ETHANOL	1 (0.2%)	0
FRITILLARIA THUNBERGII BULB	1 (0.2%)	0
IRIS DOMESTICA	1 (0.2%)	0
PHOSPHORIC ACID SODIUM	1 (0.2%)	0
POTASSIUM IODIDE	1 (0.2%)	0
PROPOLIS	1 (0.2%)	0
SODIUM PHOSPHATE MONOBASIC (ANHYDROUS)	0	1 (0.2%)
SODIUM THIOSULFATE	1 (0.2%)	0
STEM CELLS NOS	1 (0.2%)	0
STRONTIUM	1 (0.2%)	0
ANTIANEMIC PREPARATIONS		
Total number of patients with at least one treatment	141 (21.2%)	117 (17.6%)
Total number of treatments	174	151
VITAMIN B12 NOS	31 (4.7%)	26 (3.9%)
MINERALS NOS;VITAMINS NOS	34 (5.1%)	19 (2.9%)
FOLIC ACID	25 (3.8%)	24 (3.6%)
CYANOCOBALAMIN	22 (3.3%)	21 (3.2%)
FERROUS SULFATE	14 (2.1%)	12 (1.8%)
IRON	10 (1.5%)	12 (1.8%)
MECOBALAMIN	8 (1.2%)	8 (1.2%)
VITAMIN B NOS	5 (0.8%)	4 (0.6%)
HYDROXOCOBALAMIN	3 (0.5%)	1 (0.2%)
CYANOCOBALAMIN;FOLIC ACID;PYRIDOXINE HYDROCHLORIDE	1 (0.2%)	2 (0.3%)
ASCORBIC ACID;FERROUS SULFATE	2 (0.3%)	0
ASCORBIC ACID;IRON	0	2 (0.3%)
FERRIC HYDROXIDE POLYMALTOSE COMPLEX	0	2 (0.3%)
FERROUS FUMARATE	1 (0.2%)	1 (0.2%)
FERROUS GLUCONATE	1 (0.2%)	1 (0.2%)
FERROUS GLYCINE SULFATE	2 (0.3%)	0
IRON;VITAMINS NOS	1 (0.2%)	1 (0.2%)
ASCORBIC ACID;FERROUS FUMARATE;FOLIC ACID	1 (0.2%)	0
CALCIUM FOLINATE	0	1 (0.2%)
CALCIUM LEVOMEFOLATE	0	1 (0.2%)

CALCIUM PANTOTHENATE;COPPER SULFATE;CYANOCOBALAMIN;FERROUS FUMARATE;FOLIC ACID;MAGNESIUM SULFATE;MANGANESE SULFATE;NICOTINAMIDE;PYRIDOXINE HYDROCHLORIDE;RIBOFLAVIN;SODIUM ASCORBATE;THIAMINE MONONITRATE;ZINC;ZINC SULFATE	0	1 (0.2%)
EPOETIN BETA	1 (0.2%)	0
FERRIC CARBOXYMALTOSE	1 (0.2%)	0
FERRITIN	0	1 (0.2%)
FERROUS SODIUM CITRATE	1 (0.2%)	0
FERROUS SULFATE EXSICCATED;SODIUM ASCORBATE	0	1 (0.2%)
FERROUS SULFATE;FOLIC ACID	0	1 (0.2%)
FOLIC ACID;VITAMIN B NOS	0	1 (0.2%)
FOLIC ACID;VITAMIN B12 NOS	0	1 (0.2%)
IRON OXIDES	0	1 (0.2%)
IRON POLYSACCHARIDE COMPLEX	0	1 (0.2%)
LYCIUM BARBARUM FRUIT	1 (0.2%)	0
MECOBALAMIN;PREGABALIN	0	1 (0.2%)
SACCHARATED IRON OXIDE	0	1 (0.2%)
COUGH AND COLD PREPARATIONS		
Total number of patients with at least one treatment	125 (18.8%)	131 (19.7%)
Total number of treatments	318	210
SODIUM CHLORIDE	29 (4.4%)	40 (6.0%)
ZINC	13 (2.0%)	13 (2.0%)
GUAIFENESIN	11 (1.7%)	12 (1.8%)
BENZONATATE	14 (2.1%)	8 (1.2%)
HYDROCODONE	7 (1.1%)	14 (2.1%)
ACETYLCYSTEINE	13 (2.0%)	7 (1.1%)
CARBOCISTEINE	6 (0.9%)	5 (0.8%)
AMBROXOL HYDROCHLORIDE	5 (0.8%)	5 (0.8%)
DEXTROMETHORPHAN HYDROBROMIDE	2 (0.3%)	6 (0.9%)
ELECTROLYTES NOS	3 (0.5%)	5 (0.8%)
AMBROXOL	5 (0.8%)	2 (0.3%)
SAMBUCUS NIGRA	3 (0.5%)	4 (0.6%)
CODEINE	2 (0.3%)	4 (0.6%)
LINUM USITATISSIMUM SEED OIL	4 (0.6%)	2 (0.3%)
CINNAMOMUM CASSIA BARK;EPHEDRA SPP. HERB;GLYCYRRHIZA SPP. ROOT;PAEONIA LACTIFLORA ROOT;PUERARIA LOBATA ROOT;ZINGIBER OFFICINALE RHIZOME;ZIZIPHUS JUJUBA FRUIT	1 (0.2%)	4 (0.6%)
CODEINE PHOSPHATE	4 (0.6%)	1 (0.2%)
ERDOSTEINE	3 (0.5%)	2 (0.3%)
BROMHEXINE HYDROCHLORIDE	3 (0.5%)	1 (0.2%)
BUTAMIRATE CITRATE	3 (0.5%)	1 (0.2%)
CODEINE PHOSPHATE;GUAIFENESIN	3 (0.5%)	1 (0.2%)
DEXTROMETHORPHAN HYDROBROMIDE;GUAIFENESIN	1 (0.2%)	3 (0.5%)
GLYCEROL	2 (0.3%)	2 (0.3%)
IODINE	1 (0.2%)	3 (0.5%)

OTHER COUGH SUPPRESSANTS AND EXPECTORANTS	2 (0.3%)	2 (0.3%)
TIPEPIDINE HIBENZATE	3 (0.5%)	1 (0.2%)
DEXTROMETHORPHAN	2 (0.3%)	1 (0.2%)
DIHYDROCODEINE	2 (0.3%)	1 (0.2%)
MENTHOL	0	3 (0.5%)
ASARUM SPP. ROOT;CINNAMOMUM CASSIA BARK;EPHEDRA SPP. HERB;GLYCYRRHIZA SPP. ROOT;PAEONIA LACTIFLORA ROOT;PINELLIA TERNATA TUBER;SCHISANDRA CHINENSIS FRUIT;ZINGIBER OFFICINALE RHIZOME	1 (0.2%)	1 (0.2%)
BENPROPERINE PHOSPHATE	1 (0.2%)	1 (0.2%)
BETA VULGARIS	2 (0.3%)	0
BROMHEXINE	1 (0.2%)	1 (0.2%)
CLOPERASTINE FENDIZOATE	0	2 (0.3%)
CODEINE;GUAIFENESIN	1 (0.2%)	1 (0.2%)
DEXTROMETHORPHAN HYDROBROMIDE;LYSOZYME HYDROCHLORIDE;POTASSIUM CRESOLSULFONATE	2 (0.3%)	0
DIMEMORFAN PHOSPHATE	2 (0.3%)	0
GLYCYRRHIZA GLABRA EXTRACT	1 (0.2%)	1 (0.2%)
HERBAL COUGH AND COLD REMEDIES, OTHER	2 (0.3%)	0
HOMATROPINE;HYDROCODONE	1 (0.2%)	1 (0.2%)
LEVODROPROPIZINE	1 (0.2%)	1 (0.2%)
MANNITOL	0	2 (0.3%)
POLYGALA SENEGA SYRUP	1 (0.2%)	1 (0.2%)
SALVIA OFFICINALIS	0	2 (0.3%)
ZINC GLUCONATE	1 (0.2%)	1 (0.2%)
ALTHAEA OFFICINALIS;THYMUS VULGARIS	1 (0.2%)	0
AMMONIUM BICARBONATE;CEPHAELIS SPP. TINCTURE	0	1 (0.2%)
AMMONIUM CHLORIDE;CHLORPHENAMINE MALEATE;DIHYDROCODEINE BITARTRATE;METHYLEPHEDRINE HYDROCHLORIDE-DL	1 (0.2%)	0
AMMONIUM CHLORIDE;DIPHENHYDRAMINE HYDROCHLORIDE	1 (0.2%)	0
ARCTIUM LAPPA;FORSYTHIA SUSPENSA;GLYCINE MAX;GLYCYRRHIZA GLABRA;LONICERA SPP. FLOWER;LOPHATHERUM GRACILE;MENTHA CANADENSIS;PHRAGMITES COMMUNIS RHIZOME;PLATYCODON GRANDIFLORUS;SCHIZONEPETA TENUIFOLIA	1 (0.2%)	0
ASTER TATARICUS ROOT;CITRUS AURANTIUM PERICARP;CYNANCHUM SPP. ROOT WITH RHIZOME;GLYCYRRHIZA SPP. ROOT WITH RHIZOME;PLATYCODON GRANDIFLORUS ROOT;SCHIZONEPETA TENUIFOLIA HERB;STEMONA SPP. ROOT	1 (0.2%)	0
BENPROPERINE	1 (0.2%)	0
BROMHEXINE HYDROCHLORIDE;DOXYLAMINE SUCCINATE;ORCIPRENALINE SULFATE	1 (0.2%)	0
BROMPHENIRAMINE;DEXTROMETHORPHAN;PSEUDOEPHEDRINE	0	1 (0.2%)
BUTAMIRATE	1 (0.2%)	0
CAFFEINE;CHLORPHENAMINE MALEATE;PARACETAMOL;SALICYLAMIDE	1 (0.2%)	0
CAMPHOR;MENTHOL	0	1 (0.2%)

CARBOCISTEINE LYSINE	1 (0.2%)	0
CHLORPHENAMINE MALEATE;DEXTROMETHORPHAN HYDROBROMIDE;PARACETAMOL	0	1 (0.2%)
CHLORPHENAMINE MALEATE;DEXTROMETHORPHAN HYDROBROMIDE;PSEUDOEPHEDRINE	1 (0.2%)	0
CHLORPHENAMINE MALEATE;DIHYDROCODEINE PHOSPHATE;METHYLEPHEDRINE HYDROCHLORIDE-DL	0	1 (0.2%)
CHLORPHENAMINE MALEATE;DIPROPHYLLINE;METHYLEPHEDRINE HYDROCHLORIDE-DL;PAPAVERINE HYDROCHLORIDE	1 (0.2%)	0
CHLORPHENAMINE MALEATE;PARACETAMOL;PHENYLEPHRINE HYDROCHLORIDE	0	1 (0.2%)
CHLORPHENAMINE;HYDROCODONE BITARTRATE	1 (0.2%)	0
CINNAMOMUM CASSIA BARK;EPHEDRA SPP. HERB;GLYCYRRHIZA SPP. ROOT;PRUNUS SPP. SEED	0	1 (0.2%)
CINNAMOMUM CASSIA;EPHEDRA SPP. HERB;GLYCYRRHIZA GLABRA;PAEONIA LACTIFLORA;PUERARIA LOBATA ROOT;ZINGIBER OFFICINALE;ZIZIPHUS JUJUBA	1 (0.2%)	0
CINNAMOMUM CASSIA;GLYCYRRHIZA SPP.;PAEONIA LACTIFLORA;ZINGIBER OFFICINALE;ZIZIPHUS JUJUBA	1 (0.2%)	0
CITRUS RETICULATA FRUIT PEEL	1 (0.2%)	0
CLOPERASTINE HYDROCHLORIDE	0	1 (0.2%)
CODEINE PHOSPHATE;TERPIN	1 (0.2%)	0
CROCUS SATIVUS	1 (0.2%)	0
CYSTEINE HYDROCHLORIDE;GLYCINE;GLYCYRRHIZIC ACID, AMMONIUM SALT	0	1 (0.2%)
DEXTROMETHORPHAN HYDROBROMIDE;DOXYLAMINE SUCCINATE	0	1 (0.2%)
DEXTROMETHORPHAN HYDROBROMIDE;EPHEDRINE HYDROCHLORIDE;PROMETHAZINE HYDROCHLORIDE	0	1 (0.2%)
DEXTROMETHORPHAN HYDROBROMIDE;LYSOZYME CHLORIDE	1 (0.2%)	0
DEXTROMETHORPHAN HYDROBROMIDE;LYSOZYME CHLORIDE;POTASSIUM CRESOLSULFONATE	1 (0.2%)	0
DEXTROMETHORPHAN HYDROBROMIDE;PARACETAMOL;PROMETHAZINE HYDROCHLORIDE	1 (0.2%)	0
DEXTROMETHORPHAN HYDROBROMIDE;PROMETHAZINE HYDROCHLORIDE	0	1 (0.2%)
DEXTROMETHORPHAN;GUAIFENESIN	0	1 (0.2%)
DIMEMORFAN	1 (0.2%)	0
EPRAZINONE	1 (0.2%)	0
EQUISETUM HYEMALE HERB	1 (0.2%)	0
FALLOPIA MULTIFLORA	1 (0.2%)	0
FRITILLARIA THUNBERGII BULB	1 (0.2%)	0
GLYCYRRHIZA GLABRA EXTRACT;PAPAVER SOMNIFERUM;PIMPINELLA ANISUM OIL	1 (0.2%)	0
GLYCYRRHIZA GLABRA ROOT	1 (0.2%)	0
GLYCYRRHIZA SPP. ROOT;OPHIOPOGON JAPONICUS TUBER;ORYZA SATIVA FRUIT;PANAX GINSENG ROOT;PINELLIA TERNATA TUBER;ZIZIPHUS JUJUBA FRUIT	0	1 (0.2%)
HOMATROPINE METHYLBROMIDE;HYDROCODONE BITARTRATE	0	1 (0.2%)
HOUTTUYNIA CORDATA	1 (0.2%)	0

HYDROCODONE BITARTRATE;PHENYLPROPANOLAMINE HYDROCHLORIDE	1 (0.2%)	0
HYDROCODONE;IBUPROFEN	1 (0.2%)	0
IRIS DOMESTICA	1 (0.2%)	0
L-CARBOCISTEINE	1 (0.2%)	0
LAVANDULA LATIFOLIA OIL	0	1 (0.2%)
LINUM USITATISSIMUM SEED	0	1 (0.2%)
LYCIUM BARBARUM FRUIT	1 (0.2%)	0
NOSCAPINE	1 (0.2%)	0
OLEA EUROPAEA LEAF	0	1 (0.2%)
OPHIOPOGON JAPONICUS	1 (0.2%)	0
OPHIOPOGON JAPONICUS ROOT	1 (0.2%)	0
OXOLAMINE CITRATE	1 (0.2%)	0
PELARGONIUM SIDOIDES EXTRACT	0	1 (0.2%)
PENTOXYVERINE CITRATE	1 (0.2%)	0
PLATYCODON GRANDIFLORUS ROOT	1 (0.2%)	0
POTASSIUM IODIDE	1 (0.2%)	0
PRUNUS CERASUS	1 (0.2%)	0
PRUNUS MUME FRUIT	1 (0.2%)	0
SAPOSHNIKOVIA DIVARICATA ROOT	1 (0.2%)	0
STREPTODORNASE;STREPTOKINASE	1 (0.2%)	0
TERPIN	1 (0.2%)	0
TRICHOSANTHES KIRILOWII	1 (0.2%)	0
CORTICOSTEROIDS FOR SYSTEMIC USE		
Total number of patients with at least one treatment	117 (17.6%)	130 (19.6%)
Total number of treatments	213	221
PREDNISONE	41 (6.2%)	38 (5.7%)
DEXAMETHASONE	18 (2.7%)	16 (2.4%)
METHYLPREDNISOLONE	16 (2.4%)	15 (2.3%)
TRIAMCINOLONE ACETONIDE	10 (1.5%)	16 (2.4%)
HYDROCORTISONE	7 (1.1%)	13 (2.0%)
PREDNISOLONE	9 (1.4%)	10 (1.5%)
CORTISONE	10 (1.5%)	7 (1.1%)
TRIAMCINOLONE	7 (1.1%)	7 (1.1%)
STEROIDS	2 (0.3%)	8 (1.2%)
KETOCONAZOLE	2 (0.3%)	7 (1.1%)
BETAMETHASONE	4 (0.6%)	4 (0.6%)
BETAMETHASONE DIPROPIONATE	4 (0.6%)	3 (0.5%)
METHYLPREDNISOLONE SODIUM SUCCINATE	2 (0.3%)	5 (0.8%)
CORTICOSTEROID NOS	5 (0.8%)	1 (0.2%)
BETAMETHASONE VALERATE	3 (0.5%)	2 (0.3%)
HYDROCORTISONE BUTYRATE	4 (0.6%)	1 (0.2%)
METHYLPREDNISOLONE ACETATE	3 (0.5%)	2 (0.3%)
BETAMETHASONE SODIUM PHOSPHATE	3 (0.5%)	1 (0.2%)
BETAMETHASONE;DEXCHLORPHENIRAMINE MALEATE	2 (0.3%)	1 (0.2%)
BETAMETHASONE BUTYRATE PROPIONATE	0	2 (0.3%)
BETAMETHASONE DIPROPIONATE;BETAMETHASONE SODIUM PHOSPHATE	1 (0.2%)	1 (0.2%)

DEXAMETHASONE SODIUM PHOSPHATE	1 (0.2%)	1 (0.2%)
BETAMETHASONE ACETATE;BETAMETHASONE SODIUM PHOSPHATE	1 (0.2%)	0
BETAMETHASONE;LIDOCAINE	0	1 (0.2%)
BUPIVACAINE;LIDOCAINE;METHYLPREDNISOLONE	1 (0.2%)	0
CORTICOSTEROIDS	0	1 (0.2%)
CORTICOSTEROIDS FOR SYSTEMIC USE	0	1 (0.2%)
CORTISONE ACETATE	1 (0.2%)	0
CROTAMITON;HYDROCORTISONE	0	1 (0.2%)
DEFLAZACORT	1 (0.2%)	0
DEXAMETHASONE ACETATE	0	1 (0.2%)
DEXAMETHASONE PHOSPHATE	1 (0.2%)	0
DEXAMETHASONE VALERATE	0	1 (0.2%)
FLUDROCORTISONE	0	1 (0.2%)
FLUDROCORTISONE ACETATE	1 (0.2%)	0
HYDROCORTISONE PROBUTAT	0	1 (0.2%)
HYDROCORTISONE SODIUM SUCCINATE	0	1 (0.2%)
PREDNISONE ACETATE	1 (0.2%)	0
TRIAMCINOLONE HEXACETONIDE	0	1 (0.2%)
ANTIEPILEPTICS		
Total number of patients with at least one treatment	118 (17.7%)	124 (18.7%)
Total number of treatments	161	165
GABAPENTIN	37 (5.6%)	47 (7.1%)
LORAZEPAM	18 (2.7%)	21 (3.2%)
PREGABALIN	16 (2.4%)	13 (2.0%)
CLONAZEPAM	12 (1.8%)	16 (2.4%)
DIAZEPAM	13 (2.0%)	10 (1.5%)
MIDAZOLAM	10 (1.5%)	8 (1.2%)
LEVETIRACETAM	6 (0.9%)	5 (0.8%)
CANNABIDIOL	3 (0.5%)	6 (0.9%)
MAGNESIUM SULFATE	3 (0.5%)	4 (0.6%)
PHENYTOIN	3 (0.5%)	2 (0.3%)
CARBAMAZEPINE	2 (0.3%)	2 (0.3%)
LAMOTRIGINE	3 (0.5%)	1 (0.2%)
ACETAZOLAMIDE	3 (0.5%)	0
CANNABIS SATIVA	2 (0.3%)	1 (0.2%)
LACOSAMIDE	1 (0.2%)	1 (0.2%)
MIDAZOLAM HYDROCHLORIDE	1 (0.2%)	1 (0.2%)
OXCARBAZEPINE	1 (0.2%)	1 (0.2%)
PHENOBARBITAL	1 (0.2%)	1 (0.2%)
PHENYTOIN SODIUM	1 (0.2%)	1 (0.2%)
VALPROATE SODIUM	0	2 (0.3%)
ZONISAMIDE	2 (0.3%)	0
CLOBAZAM	1 (0.2%)	0
MECOBALAMIN;PREGABALIN	0	1 (0.2%)
PRIMIDONE	0	1 (0.2%)
TOPIRAMATE	0	1 (0.2%)

VALPROATE SODIUM;VALPROIC ACID	1 (0.2%)	0
VALPROIC ACID	0	1 (0.2%)
DRUGS USED IN DIABETES		
Total number of patients with at least one treatment	118 (17.7%)	122 (18.4%)
Total number of treatments	230	248
METFORMIN	52 (7.8%)	51 (7.7%)
METFORMIN HYDROCHLORIDE	28 (4.2%)	32 (4.8%)
GLIMEPIRIDE	15 (2.3%)	14 (2.1%)
GLIPIZIDE	9 (1.4%)	13 (2.0%)
INSULIN GLARGINE	9 (1.4%)	13 (2.0%)
GLICLAZIDE	8 (1.2%)	12 (1.8%)
SITAGLIPTIN PHOSPHATE	7 (1.1%)	11 (1.7%)
INSULIN LISPRO	6 (0.9%)	9 (1.4%)
INSULIN HUMAN	7 (1.1%)	3 (0.5%)
METFORMIN HYDROCHLORIDE;SITAGLIPTIN PHOSPHATE MONOHYDRATE	3 (0.5%)	7 (1.1%)
EMPAGLIFLOZIN	3 (0.5%)	6 (0.9%)
LINAGLIPTIN	3 (0.5%)	6 (0.9%)
PIOGLITAZONE	2 (0.3%)	6 (0.9%)
DAPAGLIFLOZIN PROPANEDIOL MONOHYDRATE	5 (0.8%)	1 (0.2%)
PIOGLITAZONE HYDROCHLORIDE	5 (0.8%)	1 (0.2%)
VILDAGLIPTIN	0	6 (0.9%)
INSULIN	3 (0.5%)	2 (0.3%)
INSULIN DETEMIR	2 (0.3%)	3 (0.5%)
INSULIN HUMAN INJECTION, ISOPHANE	3 (0.5%)	1 (0.2%)
ACARBOSE	1 (0.2%)	2 (0.3%)
DULAGLUTIDE	1 (0.2%)	2 (0.3%)
GLIBENCLAMIDE	2 (0.3%)	1 (0.2%)
INSULIN DEGLUDEC	2 (0.3%)	1 (0.2%)
SITAGLIPTIN	1 (0.2%)	2 (0.3%)
DAPAGLIFLOZIN	0	2 (0.3%)
DAPAGLIFLOZIN PROPANEDIOL MONOHYDRATE;METFORMIN HYDROCHLORIDE	2 (0.3%)	0
EMPAGLIFLOZIN;METFORMIN HYDROCHLORIDE	1 (0.2%)	1 (0.2%)
EXENATIDE	0	2 (0.3%)
INSULIN ASPART	1 (0.2%)	1 (0.2%)
INSULIN ASPART;INSULIN ASPART PROTAMINE (CRYSTALLINE)	1 (0.2%)	1 (0.2%)
LINAGLIPTIN;METFORMIN HYDROCHLORIDE	0	2 (0.3%)
REPAGLINIDE	0	2 (0.3%)
VACCINIUM MYRTILLUS	0	2 (0.3%)
ALOGLIPTIN BENZOATE	1 (0.2%)	0
ANEMARRHENA ASPHODELOIDES RHIZOME	1 (0.2%)	0
EMPAGLIFLOZIN;LINAGLIPTIN	1 (0.2%)	0
EPALRESTAT	0	1 (0.2%)
GEMIGLIPTIN TARTRATE;METFORMIN HYDROCHLORIDE	1 (0.2%)	0
GLIBENCLAMIDE;METFORMIN HYDROCHLORIDE	1 (0.2%)	0
GLIMEPIRIDE;METFORMIN HYDROCHLORIDE	1 (0.2%)	0

GLIQUIDONE	1 (0.2%)	0
INSULIN ASPART;INSULIN DEGLUDEC	0	1 (0.2%)
INSULIN DEGLUDEC;LIRAGLUTIDE	1 (0.2%)	0
INSULIN GLULISINE	1 (0.2%)	0
IPRAGLIFLOZIN L-PROLINE	1 (0.2%)	0
ISOPHANE INSULIN	0	1 (0.2%)
LIRAGLUTIDE	0	1 (0.2%)
LYCIUM BARBARUM FRUIT	1 (0.2%)	0
METFORMIN HYDROCHLORIDE;PIOGLITAZONE HYDROCHLORIDE	1 (0.2%)	0
METFORMIN HYDROCHLORIDE;SAXAGLIPTIN	1 (0.2%)	0
METFORMIN HYDROCHLORIDE;SITAGLIPTIN	0	1 (0.2%)
METFORMIN HYDROCHLORIDE;SITAGLIPTIN PHOSPHATE	0	1 (0.2%)
METFORMIN;VILDAGLIPTIN	0	1 (0.2%)
MIGLITOL	1 (0.2%)	0
MITIGLINIDE CALCIUM	0	1 (0.2%)
OPHIOPOGON JAPONICUS	1 (0.2%)	0
OPHIOPOGON JAPONICUS ROOT	1 (0.2%)	0
PLATYCODON GRANDIFLORUS ROOT	1 (0.2%)	0
REHMANNIA GLUTINOSA ROOT	1 (0.2%)	0
SAXAGLIPTIN	0	1 (0.2%)
SEMAGLUTIDE	0	1 (0.2%)
SITAGLIPTIN PHOSPHATE MONOHYDRATE	1 (0.2%)	0
TENELIGLIPTIN HYDROBROMIDE	0	1 (0.2%)
GYNECOLOGICAL ANTIINFECTIVES AND ANTISEPTICS		
Total number of patients with at least one treatment	120 (18.0%)	120 (18.1%)
Total number of treatments	161	160
ASCORBIC ACID	43 (6.5%)	46 (6.9%)
CIPROFLOXACIN	22 (3.3%)	23 (3.5%)
POTASSIUM	18 (2.7%)	14 (2.1%)
CLINDAMYCIN	15 (2.3%)	11 (1.7%)
METRONIDAZOLE	13 (2.0%)	12 (1.8%)
ANTIBIOTICS	10 (1.5%)	2 (0.3%)
KETOCONAZOLE	2 (0.3%)	7 (1.1%)
NYSTATIN	0	8 (1.2%)
CHLORHEXIDINE GLUCONATE	3 (0.5%)	3 (0.5%)
CLOTRIMAZOLE	1 (0.2%)	4 (0.6%)
POVIDONE-IODINE	3 (0.5%)	2 (0.3%)
CICLOPIROX	2 (0.3%)	2 (0.3%)
ECONAZOLE NITRATE	2 (0.3%)	1 (0.2%)
LACTOBACILLUS RHAMNOSUS	0	3 (0.5%)
CHLORHEXIDINE	1 (0.2%)	1 (0.2%)
CLINDAMYCIN HYDROCHLORIDE	1 (0.2%)	1 (0.2%)
CLINDAMYCIN PHOSPHATE	1 (0.2%)	1 (0.2%)
MICONAZOLE	0	2 (0.3%)
CHLORAMPHENICOL	1 (0.2%)	0
CHLORQUINALDOL	1 (0.2%)	0

ECONAZOLE	0	1 (0.2%)
FLUTRIMAZOLE	0	1 (0.2%)
HYDROCORTISONE ACETATE;NEOMYCIN SULFATE	0	1 (0.2%)
MICONAZOLE NITRATE	0	1 (0.2%)
NIFURATEL	0	1 (0.2%)
NYSTATIN;TRIAMCINOLONE ACETONIDE	0	1 (0.2%)
OCTENIDINE HYDROCHLORIDE;PHENOXYETHANOL	1 (0.2%)	0
ORNIDAZOLE	1 (0.2%)	0
SILVER	1 (0.2%)	0
ANTIHISTAMINES FOR SYSTEMIC USE		
Total number of patients with at least one treatment	125 (18.8%)	101 (15.2%)
Total number of treatments	161	147
LORATADINE	23 (3.5%)	20 (3.0%)
CETIRIZINE HYDROCHLORIDE	22 (3.3%)	15 (2.3%)
DIPHENHYDRAMINE HYDROCHLORIDE	19 (2.9%)	9 (1.4%)
FEXOFENADINE HYDROCHLORIDE	12 (1.8%)	11 (1.7%)
HYDROXYZINE	9 (1.4%)	5 (0.8%)
CETIRIZINE	9 (1.4%)	4 (0.6%)
MECLOZINE	7 (1.1%)	6 (0.9%)
DESLORATADINE	6 (0.9%)	4 (0.6%)
LEVOCETIRIZINE DIHYDROCHLORIDE	5 (0.8%)	5 (0.8%)
DIPHENHYDRAMINE	3 (0.5%)	6 (0.9%)
AZELASTINE	4 (0.6%)	2 (0.3%)
FEXOFENADINE	1 (0.2%)	5 (0.8%)
CHLORPHENAMINE MALEATE	2 (0.3%)	3 (0.5%)
LEVOCETIRIZINE	0	5 (0.8%)
BEPOTASTINE BESILATE	1 (0.2%)	3 (0.5%)
BILASTINE	2 (0.3%)	2 (0.3%)
AZELASTINE HYDROCHLORIDE	2 (0.3%)	1 (0.2%)
FEXOFENADINE HYDROCHLORIDE;PSEUDOEPHEDRINE HYDROCHLORIDE	2 (0.3%)	1 (0.2%)
MECLOZINE HYDROCHLORIDE	1 (0.2%)	2 (0.3%)
PROMETHAZINE	2 (0.3%)	1 (0.2%)
ANTIHISTAMINES	2 (0.3%)	0
DOXYLAMINE SUCCINATE	1 (0.2%)	1 (0.2%)
EPINASTINE HYDROCHLORIDE	2 (0.3%)	0
HYDROXYZINE HYDROCHLORIDE	1 (0.2%)	1 (0.2%)
OLOPATADINE HYDROCHLORIDE	0	2 (0.3%)
PIPRINHYDRINATE	2 (0.3%)	0
RUPATADINE FUMARATE	0	2 (0.3%)
ANTAZOLINE MESILATE	1 (0.2%)	0
CALCIUM BROMIDE;DIPHENHYDRAMINE HYDROCHLORIDE	0	1 (0.2%)
CHLORPHENAMINE	0	1 (0.2%)
CLEMASTINE FUMARATE	1 (0.2%)	0
CYPROHEPTADINE	1 (0.2%)	0
DEXCHLORPHENIRAMINE	1 (0.2%)	0
DEXCHLORPHENIRAMINE MALEATE	0	1 (0.2%)

DIMENHYDRINATE	1 (0.2%)	0
EBASTINE	0	1 (0.2%)
EPINASTINE	0	1 (0.2%)
MEPYRAMINE MALEATE	1 (0.2%)	0
MEQUITAZINE	1 (0.2%)	0
DRUGS FOR CONSTIPATION		
Total number of patients with at least one treatment	100 (15.0%)	114 (17.2%)
Total number of treatments	227	244
SODIUM CHLORIDE	29 (4.4%)	40 (6.0%)
DOCUSATE SODIUM	14 (2.1%)	17 (2.6%)
MACROGOL 3350	8 (1.2%)	16 (2.4%)
MAGNESIUM OXIDE	10 (1.5%)	13 (2.0%)
BISACODYL	9 (1.4%)	7 (1.1%)
LACTULOSE	8 (1.2%)	8 (1.2%)
DOCUSATE	5 (0.8%)	7 (1.1%)
SENNOSIDE A+B	5 (0.8%)	6 (0.9%)
CONTACT LAXATIVES	5 (0.8%)	5 (0.8%)
MAGNESIUM HYDROXIDE	5 (0.8%)	5 (0.8%)
DOCUSATE SODIUM;SENNOSIDE A+B	3 (0.5%)	6 (0.9%)
MACROGOL 3350;POTASSIUM CHLORIDE;SODIUM BICARBONATE;SODIUM CHLORIDE	4 (0.6%)	5 (0.8%)
PLANTAGO OVATA	6 (0.9%)	3 (0.5%)
SENNA SPP.	4 (0.6%)	5 (0.8%)
MACROGOL	2 (0.3%)	6 (0.9%)
MAGNESIUM SULFATE	3 (0.5%)	4 (0.6%)
SAMBUCUS NIGRA	3 (0.5%)	4 (0.6%)
LINUM USITATISSIMUM SEED OIL	4 (0.6%)	2 (0.3%)
MAGNESIUM CITRATE	3 (0.5%)	3 (0.5%)
DOCUSATE;SENNA ALEXANDRINA	3 (0.5%)	2 (0.3%)
LINACLOTIDE	2 (0.3%)	3 (0.5%)
PARAFFIN	1 (0.2%)	4 (0.6%)
SODIUM PICOSULFATE	0	5 (0.8%)
CITRIC ACID;MAGNESIUM OXIDE;SODIUM PICOSULFATE	1 (0.2%)	3 (0.5%)
FIBRE, DIETARY	1 (0.2%)	3 (0.5%)
GLYCEROL	2 (0.3%)	2 (0.3%)
NALOXONE	0	3 (0.5%)
OTHER DRUGS FOR CONSTIPATION	1 (0.2%)	2 (0.3%)
POLYCARBOPHIL CALCIUM	1 (0.2%)	2 (0.3%)
SODIUM PHOSPHATE	1 (0.2%)	2 (0.3%)
ASCORBIC ACID;MACROGOL 3350;POTASSIUM CHLORIDE;SODIUM ASCORBATE;SODIUM CHLORIDE;SODIUM SULFATE	0	2 (0.3%)
LUBIPROSTONE	0	2 (0.3%)
MACROGOL;POTASSIUM CHLORIDE;SODIUM BICARBONATE;SODIUM CHLORIDE;SODIUM SULFATE	1 (0.2%)	1 (0.2%)
MANNITOL	0	2 (0.3%)
NALOXEGOL OXALATE	0	2 (0.3%)
NALOXONE HYDROCHLORIDE	1 (0.2%)	1 (0.2%)

PARAFFIN, LIQUID	1 (0.2%)	1 (0.2%)
SENNOSIDE A+B CALCIUM	2 (0.3%)	0
SODIUM PHOSPHATE DIBASIC;SODIUM PHOSPHATE MONOBASIC	1 (0.2%)	1 (0.2%)
ANEMARRHENA ASPHODELOIDES RHIZOME	1 (0.2%)	0
ANGELICA SINENSIS ROOT	1 (0.2%)	0
ARACHIS HYPOGAEA OIL	1 (0.2%)	0
ASCORBIC ACID;MACROGOL 3350;POTASSIUM CHLORIDE;SODIUM ASCORBATE;SODIUM CHLORIDE;SODIUM SULFATE ANHYDROUS	1 (0.2%)	0
BISACODYL;MACROGOL	0	1 (0.2%)
CHLORELLA SPP.;PLANTAGO OVATA SEED HUSK;SPIRULINA SPP.	1 (0.2%)	0
DOCUSATE SODIUM;SENNA ALEXANDRINA	1 (0.2%)	0
DOCUSATE;SENNOSIDE A+B	1 (0.2%)	0
ELECTROLYTES NOS;MACROGOL	1 (0.2%)	0
FALLOPIA MULTIFLORA	1 (0.2%)	0
FRITILLARIA THUNBERGII BULB	1 (0.2%)	0
FRUCTOSE;GLYCEROL	1 (0.2%)	0
GLYCYRRHIZA GLABRA;RHEUM PALMATUM	0	1 (0.2%)
IRIS DOMESTICA	1 (0.2%)	0
LINUM USITATISSIMUM SEED	0	1 (0.2%)
LYCIUM BARBARUM FRUIT	1 (0.2%)	0
MACROGOL 3350;POTASSIUM CHLORIDE;SODIUM BICARBONATE;SODIUM CHLORIDE;SODIUM SULFATE ANHYDROUS	0	1 (0.2%)
MACROGOL 4000	0	1 (0.2%)
MAGNESIUM CARBONATE;MAGNESIUM OXIDE	0	1 (0.2%)
METHYLCELLULOSE	1 (0.2%)	0
NALDEMEDINE TOSILATE	0	1 (0.2%)
OSMOTICALLY ACTING LAXATIVES	1 (0.2%)	0
PANAX GINSENG ROOT;ZANTHOXYLUM PIPERITUM PERICARP;ZINGIBER OFFICINALE PROCESSED RHIZOME	0	1 (0.2%)
PHOSPHORIC ACID SODIUM	1 (0.2%)	0
PHYLLANTHUS EMBLICA;TERMINALIA BELLIRICA;TERMINALIA CHEBULA	1 (0.2%)	0
PLANTAGO AFRA	0	1 (0.2%)
PLANTAGO OVATA;SENNA ALEXANDRINA	1 (0.2%)	0
PLANTAGO SPP.	1 (0.2%)	0
PLECANATIDE	0	1 (0.2%)
POTASSIUM PHOSPHATE DIBASIC;POTASSIUM PHOSPHATE MONOBASIC	1 (0.2%)	0
PRUCALOPRIDE	1 (0.2%)	0
REHMANNIA GLUTINOSA ROOT	1 (0.2%)	0
SODIUM PHOSPHATE MONOBASIC (ANHYDROUS)	0	1 (0.2%)
SORBITOL	1 (0.2%)	0
ANTIPRURITICS, INCL. ANTIHISTAMINES, ANESTHETICS, ETC.		
Total number of patients with at least one treatment	104 (15.6%)	92 (13.9%)

Total number of treatments	151	127
LORATADINE	23 (3.5%)	20 (3.0%)
CETIRIZINE HYDROCHLORIDE	22 (3.3%)	15 (2.3%)
LIDOCAINE	14 (2.1%)	19 (2.9%)
DIPHENHYDRAMINE HYDROCHLORIDE	19 (2.9%)	9 (1.4%)
HYDROXYZINE	9 (1.4%)	5 (0.8%)
CETIRIZINE	9 (1.4%)	4 (0.6%)
DESLORATADINE	6 (0.9%)	4 (0.6%)
DIPHENHYDRAMINE	3 (0.5%)	6 (0.9%)
CHLORPHENAMINE MALEATE	2 (0.3%)	3 (0.5%)
DOXEPIN	2 (0.3%)	2 (0.3%)
MENTHOL	0	3 (0.5%)
PROMETHAZINE	2 (0.3%)	1 (0.2%)
ANESTHETICS, LOCAL	1 (0.2%)	1 (0.2%)
ANTIHISTAMINES	2 (0.3%)	0
CROTAMITON	0	2 (0.3%)
HYDROXYZINE HYDROCHLORIDE	1 (0.2%)	1 (0.2%)
LIDOCAINE HYDROCHLORIDE	2 (0.3%)	0
MENTHOL;METHYL SALICYLATE	0	2 (0.3%)
OLOPATADINE HYDROCHLORIDE	0	2 (0.3%)
BENZOCAINE;BUTYL AMINOBENZOATE;TETRACAINE HYDROCHLORIDE	1 (0.2%)	0
CAMPHOR;MENTHOL	0	1 (0.2%)
CHLORHEXIDINE;LIDOCAINE	0	1 (0.2%)
CHLORPHENAMINE	0	1 (0.2%)
CLEMASTINE FUMARATE	1 (0.2%)	0
DEXCHLORPHENIRAMINE	1 (0.2%)	0
DEXCHLORPHENIRAMINE MALEATE	0	1 (0.2%)
DICTAMNUS DASYCARPUS	1 (0.2%)	0
DIMETICONE;MENTHOL;PRAMOCAINE HYDROCHLORIDE	0	1 (0.2%)
DIPHENHYDRAMINE HYDROCHLORIDE;ZINC ACETATE	0	1 (0.2%)
DOXEPIN HYDROCHLORIDE	0	1 (0.2%)
FALLOPIA MULTIFLORA	1 (0.2%)	0
MEPYRAMINE MALEATE	1 (0.2%)	0
SCUTELLARIA BAICALENSIS ROOT	1 (0.2%)	0
ANTIBIOTICS AND CHEMOTHERAPEUTICS FOR DERMATOLOGICAL USE		
Total number of patients with at least one treatment	93 (14.0%)	96 (14.5%)
Total number of treatments	138	122
CIPROFLOXACIN	22 (3.3%)	23 (3.5%)
DOXYCYCLINE	22 (3.3%)	20 (3.0%)
METRONIDAZOLE	13 (2.0%)	12 (1.8%)
ACICLOVIR	12 (1.8%)	8 (1.2%)
MUPIROCIN	5 (0.8%)	10 (1.5%)
CLARITHROMYCIN	9 (1.4%)	5 (0.8%)
ANTIBIOTICS	10 (1.5%)	2 (0.3%)
CIPROFLOXACIN HYDROCHLORIDE	2 (0.3%)	4 (0.6%)
ERYTHROMYCIN	1 (0.2%)	5 (0.8%)

GENTAMICIN	2 (0.3%)	4 (0.6%)
IMIQUIMOD	2 (0.3%)	2 (0.3%)
OFLOXACIN	1 (0.2%)	2 (0.3%)
RIFAXIMIN	1 (0.2%)	2 (0.3%)
FUSIDIC ACID	1 (0.2%)	1 (0.2%)
GENTAMICIN SULFATE	1 (0.2%)	1 (0.2%)
LYSOZYME	1 (0.2%)	1 (0.2%)
MINOCYCLINE	1 (0.2%)	1 (0.2%)
MOXIFLOXACIN	1 (0.2%)	1 (0.2%)
NEOMYCIN SULFATE	0	2 (0.3%)
BACITRACIN	1 (0.2%)	0
BACITRACIN;NEOMYCIN SULFATE	0	1 (0.2%)
BENZYLPENICILLIN	0	1 (0.2%)
CHLORAMPHENICOL	1 (0.2%)	0
FUSIDATE SODIUM	1 (0.2%)	0
LYSOZYME HYDROCHLORIDE	1 (0.2%)	0
MINOCYCLINE HYDROCHLORIDE	0	1 (0.2%)
NEOMYCIN	0	1 (0.2%)
NEOMYCIN;TYROTHRICIN	0	1 (0.2%)
NORFLOXACIN	1 (0.2%)	0
OTHER ANTIBIOTICS FOR TOPICAL USE	0	1 (0.2%)
PENCICLOVIR	1 (0.2%)	0
VIDARABINE	1 (0.2%)	0
OPHTHALMOLOGICAL AND OTOLOGICAL PREPARATIONS		
Total number of patients with at least one treatment	77 (11.6%)	94 (14.2%)
Total number of treatments	131	144
CIPROFLOXACIN	22 (3.3%)	23 (3.5%)
DEXAMETHASONE	18 (2.7%)	16 (2.4%)
LEVOFLOXACIN	15 (2.3%)	17 (2.6%)
PREDNISOLONE	9 (1.4%)	10 (1.5%)
STEROIDS	2 (0.3%)	8 (1.2%)
BETAMETHASONE	4 (0.6%)	4 (0.6%)
CHLORHEXIDINE GLUCONATE	3 (0.5%)	3 (0.5%)
CIPROFLOXACIN HYDROCHLORIDE	2 (0.3%)	4 (0.6%)
CORTICOSTEROID NOS	5 (0.8%)	1 (0.2%)
GENTAMICIN	2 (0.3%)	4 (0.6%)
BETAMETHASONE SODIUM PHOSPHATE	3 (0.5%)	1 (0.2%)
BETAMETHASONE VALERATE;GENTAMICIN SULFATE	1 (0.2%)	2 (0.3%)
OFLOXACIN	1 (0.2%)	2 (0.3%)
CHLORHEXIDINE	1 (0.2%)	1 (0.2%)
DEXAMETHASONE SODIUM PHOSPHATE	1 (0.2%)	1 (0.2%)
GENTAMICIN SULFATE	1 (0.2%)	1 (0.2%)
LEVOFLOXACIN HEMIHYDRATE	1 (0.2%)	1 (0.2%)
NEOMYCIN SULFATE	0	2 (0.3%)
BACITRACIN;NEOMYCIN SULFATE	0	1 (0.2%)
CHLORAMPHENICOL	1 (0.2%)	0
CIPROFLOXACIN HYDROCHLORIDE;DEXAMETHASONE	0	1 (0.2%)

CORTICOSTEROIDS	0	1 (0.2%)
DEXAMETHASONE ACETATE	0	1 (0.2%)
DEXAMETHASONE VALERATE	0	1 (0.2%)
DEXAMETHASONE;NEOMYCIN SULFATE;POLYMYXIN B SULFATE	0	1 (0.2%)
DEXAMETHASONE;TOBRAMYCIN	0	1 (0.2%)
HYDROCORTISONE ACETATE;NEOMYCIN SULFATE	0	1 (0.2%)
HYDROCORTISONE;NEOMYCIN SULFATE;POLYMYXIN B SULFATE	1 (0.2%)	0
NEOMYCIN	0	1 (0.2%)
NORFLOXACIN	1 (0.2%)	0
PREPARATIONS FOR TREATMENT OF WOUNDS AND ULCERS		
Total number of patients with at least one treatment	85 (12.8%)	78 (11.7%)
Total number of treatments	135	95
SODIUM CHLORIDE	29 (4.4%)	40 (6.0%)
FISH OIL	35 (5.3%)	27 (4.1%)
LYSINE	6 (0.9%)	1 (0.2%)
HYALURONATE SODIUM	4 (0.6%)	2 (0.3%)
COD-LIVER OIL	4 (0.6%)	0
DIMETICONE	2 (0.3%)	2 (0.3%)
DEXPANTHENOL	0	3 (0.5%)
HYLAN G-F 20	3 (0.5%)	0
BROMELAINS	2 (0.3%)	0
HONEY	1 (0.2%)	1 (0.2%)
HYALURONIC ACID	1 (0.2%)	1 (0.2%)
ALBIZIA JULIBRISSIN	1 (0.2%)	0
ALLANTOIN	1 (0.2%)	0
ALPROSTADIL	0	1 (0.2%)
COLLAGENASE	0	1 (0.2%)
FALLOPIA MULTIFLORA	1 (0.2%)	0
GALIUM VERUM	0	1 (0.2%)
HOUTTUYNIA CORDATA	1 (0.2%)	0
HYPERICUM PERFORATUM	0	1 (0.2%)
NEPIDERMIN	1 (0.2%)	0
PANTHENOL	1 (0.2%)	0
PANTOTHENIC ACID	0	1 (0.2%)
PRUNELLA VULGARIS	1 (0.2%)	0
STREPTODORNASE	1 (0.2%)	0
STREPTODORNASE;STREPTOKINASE	1 (0.2%)	0
TRITICUM AESTIVUM GERM OIL	1 (0.2%)	0
UNSPECIFIED HERBAL AND TRADITIONAL MEDICINE		
Total number of patients with at least one treatment	86 (12.9%)	77 (11.6%)
Total number of treatments	461	120
CURCUMA LONGA	17 (2.6%)	10 (1.5%)
VACCINIUM SPP.	9 (1.4%)	2 (0.3%)
PLANTAGO OVATA	6 (0.9%)	3 (0.5%)

SENNA SPP.	4 (0.6%)	5 (0.8%)
GINKGO BILOBA EXTRACT	4 (0.6%)	3 (0.5%)
MONASCUS PURPUREUS	4 (0.6%)	3 (0.5%)
SAMBUCUS NIGRA	3 (0.5%)	4 (0.6%)
HERBAL NOS	4 (0.6%)	2 (0.3%)
KRILL OIL	1 (0.2%)	5 (0.8%)
LINUM USITATISSIMUM SEED OIL	4 (0.6%)	2 (0.3%)
UNSPECIFIED HERBAL AND TRADITIONAL MEDICINE	3 (0.5%)	3 (0.5%)
ALLIUM SATIVUM	3 (0.5%)	2 (0.3%)
CINNAMOMUM CASSIA BARK;EPHEDRA SPP. HERB;GLYCYRRHIZA SPP. ROOT;PAEONIA LACTIFLORA ROOT;PUERARIA LOBATA ROOT;ZINGIBER OFFICINALE RHIZOME;ZIZIPHUS JUJUBA FRUIT	1 (0.2%)	4 (0.6%)
GINKGO BILOBA	3 (0.5%)	2 (0.3%)
ECHINACEA SPP.	2 (0.3%)	2 (0.3%)
SERENOA REPENS	3 (0.5%)	1 (0.2%)
ARTEMISIA ARGYI	2 (0.3%)	1 (0.2%)
CANNABIS SATIVA	2 (0.3%)	1 (0.2%)
GLYCYRRHIZA SPP. ROOT;PAEONIA LACTIFLORA ROOT	1 (0.2%)	2 (0.3%)
SILYBUM MARIANUM	3 (0.5%)	0
VACCINIUM MYRTILLUS FRUIT	1 (0.2%)	2 (0.3%)
ASARUM SPP. ROOT;CINNAMOMUM CASSIA BARK;EPHEDRA SPP. HERB;GLYCYRRHIZA SPP. ROOT;PAEONIA LACTIFLORA ROOT;PINELLIA TERNATA TUBER;SCHISANDRA CHINENSIS FRUIT;ZINGIBER OFFICINALE RHIZOME	1 (0.2%)	1 (0.2%)
BETA VULGARIS	2 (0.3%)	0
BETULA SPP. LEAF;MATRICARIA RECUTITA HERB;PETROSELINUM CRISPUM ROOT;PHASEOLUS VULGARIS PERICARP;POTASSIUM CITRATE;SODIUM CITRATE;VACCINIUM VITIS-IDAEA LEAF	1 (0.2%)	1 (0.2%)
CALCIUM CARBONATE;CALCIUM PHOSPHATE DIBASIC;CUCURBITA PEPO SEED;CYANOCOBALAMIN;DL-ALPHA TOCOPHERYL ACETATE;FOLIC ACID;LYCOPENE;MAGNESIUM OXIDE;PRUNUS AFRICANA BARK;PYRIDOXINE HYDROCHLORIDE;SELENIUM AMINO ACID CHELATE;SERENOA REPENS FRUIT;ZINC GLYCINATE	1 (0.2%)	1 (0.2%)
CINNAMOMUM SPP.	1 (0.2%)	1 (0.2%)
CITRUS BERGAMIA	1 (0.2%)	1 (0.2%)
GLYCYRRHIZA GLABRA EXTRACT	1 (0.2%)	1 (0.2%)
HERBAL COUGH AND COLD REMEDIES, OTHER	2 (0.3%)	0
LONICERA SPP.	1 (0.2%)	1 (0.2%)
PLANTAGO OVATA FIBRE	1 (0.2%)	1 (0.2%)
POLYGALA SENEGA SYRUP	1 (0.2%)	1 (0.2%)
PRUNUS ARMENIACA SEED EXTRACT	1 (0.2%)	1 (0.2%)
SALVIA OFFICINALIS	0	2 (0.3%)
SERENOA REPENS EXTRACT	0	2 (0.3%)
VACCINIUM MACROCARPON	1 (0.2%)	1 (0.2%)
VACCINIUM MYRTILLUS	0	2 (0.3%)
ZINGIBER OFFICINALE	1 (0.2%)	1 (0.2%)
ABALONE SHELL	1 (0.2%)	0

ACANTHOPANAX GRACILISTYLUS;ACHYRANTHES BIDENTATA;CIBOTIUM BAROMETZ;EUCOMMIA ULMOIDES;GLYCINE MAX;SAPOSHNIKOVIA DIVARICATA	0	1 (0.2%)
ACORUS CALAMUS RHIZOME	0	1 (0.2%)
ACORUS CALAMUS;BACOPA MONNIERI;CELASTRUS PANICULATUS;CENTELLA ASIATICA;EVOLVULUS ALSINOIDES;FOENICULUM VULGARE;GLYCYRRHIZA GLABRA;MYRISTICA FRAGRANS;TERMINALIA ARJUNA;WITHANIA SOMNIFERA	1 (0.2%)	0
ALBIZIA JULIBRISSIN	1 (0.2%)	0
ALGAE NOS	0	1 (0.2%)
ALTHAEA OFFICINALIS;THYMUS VULGARIS	1 (0.2%)	0
AMOMUM VILLOSUM FRUIT	1 (0.2%)	0
ANEMARRHENA ASPHODELOIDES RHIZOME	1 (0.2%)	0
ANEMOPAEGMA ARVENSE	1 (0.2%)	0
ANGELICA ACUTILOBA ROOT;ATRACTYLODES LANCEA RHIZOME;BUPLEURUM FALCATUM ROOT;CNIDIUM OFFICINALE RHIZOME;GLYCYRRHIZA SPP. ROOT;PORIA COCOS SCLEROTIUM;UNCARIA SPP. HOOK	1 (0.2%)	0
ANGELICA POLYMORPHA;ATRACTYLODES MACROCEPHALA;BUPLEURUM FALCATUM;GLYCYRRHIZA URALENSIS;MENTHA CANADENSIS;PAEONIA LACTIFLORA;PORIA COCOS;ZINGIBER OFFICINALE	1 (0.2%)	0
ANGELICA SINENSIS ROOT	1 (0.2%)	0
ANGELICA SINENSIS ROOT;GLEHNIA LITTORALIS ROOT;LYCIUM BARBARUM FRUIT;MELIA AZEDARACH FRUIT;OPHIOPOGON JAPONICUS;REHMANNIA GLUTINOSA ROOT	1 (0.2%)	0
ANIMAL UNSPECIFIED;ASCORBIC ACID;HERBAL NOS;MINERALS NOS;NICOTINIC ACID;PYRIDOXINE HYDROCHLORIDE;RIBOFLAVIN;VITAMIN E NOS	0	1 (0.2%)
ARACHIS HYPOGAEA OIL	1 (0.2%)	0
ARCTIUM LAPPA;FORSYTHIA SUSPENSA;GLYCINE MAX;GLYCYRRHIZA GLABRA;LONICERA SPP. FLOWER;LOPHATHERUM GRACILE;MENTHA CANADENSIS;PHRAGMITES COMMUNIS RHIZOME;PLATYCODON GRANDIFLORUS;SCHIZONEPETA TENUIFOLIA	1 (0.2%)	0
ARTEMISIA ARGYI LEAF	0	1 (0.2%)
ASCORBIC ACID;CALCIUM;CORDYCEPS SINENSIS;GANODERMA LUCIDUM;GRIFOLA FRONDOSA;HERICIUM ERINACEUS;VITAMIN D NOS	1 (0.2%)	0
ASCORBIC ACID;CAMELLIA SINENSIS;COPPER;SELENIUM;TAGETES ERECTA EXTRACT;VACCINIUM MYRTILLUS EXTRACT;VITAMIN E NOS;ZINC	0	1 (0.2%)
ASCORBIC ACID;ROSA CANINA	1 (0.2%)	0
ASCORBYL PALMITATE;BETACAROTENE;BIOFLAVONOIDS NOS;CALCIUM ASCORBATE;CAMELLIA SPP.;SAMBUCUS NIGRA;VACCINIUM MYRTILLUS;VITAMIN E NOS;VITIS VINIFERA SEED;XANTOFYL;ZEAXANTHIN	1 (0.2%)	0

ASTER TATARICUS ROOT;CITRUS AURANTIUM PERICARP;CYNANCHUM SPP. ROOT WITH RHIZOME;GLYCYRRHIZA SPP. ROOT WITH RHIZOME;PLATYCODON GRANDIFLORUS ROOT;SCHIZONEPETA TENUIFOLIA HERB;STEMONA SPP. ROOT	1 (0.2%)	0
ASTRAGALUS SPP.	1 (0.2%)	0
BACOPA MONNIERI HERB;CAMELLIA SINENSIS LEAF;CURCUMA LONGA RHIZOME;SILYBUM MARIANUM SEED;WITHANIA SOMNIFERA ROOT	0	1 (0.2%)
BORON;CALCIUM;CIMICIFUGA RACEMOSA EXTRACT;FOLIC ACID;GLYCINE MAX EXTRACT;MAGNOLIA OFFICINALIS;NICOTINIC ACID;PYRIDOXINE HYDROCHLORIDE;RIBOFLAVIN;SELENIUM;THIAMINE;TOCOPHEROL;VITAMIN B12 NOS	0	1 (0.2%)
BOSWELLIA SERRATA;CURCUMA LONGA	1 (0.2%)	0
BUPLEURUM CHINENSE, ROOT	1 (0.2%)	0
BUPLEURUM FALCATUM	1 (0.2%)	0
BUPLEURUM FALCATUM ROOT;CINNAMOMUM CASSIA BARK;FOSSILIA OSSIS MASTODI;OYSTER SHELL;PANAX GINSENG ROOT;PINELLIA TERNATA TUBER;PORIA COCOS SCLEROTIUM;RHEUM SPP. RHIZOME;SCUTELLARIA BAICALENSIS ROOT;ZINGIBER OFFICINALE RHIZOME;ZIZIPHUS JUJUBA FRUIT	0	1 (0.2%)
BUPLEURUM FALCATUM ROOT;CINNAMOMUM CASSIA BARK;GLYCYRRHIZA SPP. ROOT;PAEONIA LACTIFLORA ROOT;PANAX GINSENG ROOT;PINELLIA TERNATA TUBER;SCUTELLARIA BAICALENSIS ROOT;ZINGIBER OFFICINALE RHIZOME;ZIZIPHUS JUJUBA FRUIT	1 (0.2%)	0
CAMELLIA SINENSIS	1 (0.2%)	0
CANNABIS SATIVA OIL	0	1 (0.2%)
CENTAURIUM ERYTHRAEA;LEVISTICUM OFFICINALE;ROSMARINUS OFFICINALIS	1 (0.2%)	0
CHIMAPHILA UMBELLATA EXTRACT;EQUISETUM ARVENSE EXTRACT;POPULUS TREMULOIDES EXTRACT;PULSATILLA PRATENSIS;TRITICUM AESTIVUM OIL	0	1 (0.2%)
CHLORELLA SPP.;PLANTAGO OVATA SEED HUSK;SPIRULINA SPP.	1 (0.2%)	0
CHRYSANTHEMUM INDICUM	1 (0.2%)	0
CHRYSANTHEMUM X MORIFOLIUM	1 (0.2%)	0
CIMICIFUGA SPP.	1 (0.2%)	0
CINNAMOMUM CASSIA BARK;EPHEDRA SPP. HERB;GLYCYRRHIZA SPP. ROOT;PRUNUS SPP. SEED	0	1 (0.2%)
CINNAMOMUM CASSIA TWIG;EPHEDRA SINICA HERB;GLYCYRRHIZA URALENSIS ROOT;PAEONIA LACTIFLORA ROOT;PINELLIA TERNATA RHIZOME;SCHISANDRA CHINENSIS FRUIT;ZINGIBER OFFICINALE RHIZOME	1 (0.2%)	0
CINNAMOMUM CASSIA;EPHEDRA SPP. HERB;GLYCYRRHIZA GLABRA;PAEONIA LACTIFLORA;PUERARIA LOBATA ROOT;ZINGIBER OFFICINALE;ZIZIPHUS JUJUBA	1 (0.2%)	0
CINNAMOMUM CASSIA;GLYCYRRHIZA SPP.;PAEONIA LACTIFLORA;ZINGIBER OFFICINALE;ZIZIPHUS JUJUBA	1 (0.2%)	0
CITRUS AURANTIUM	1 (0.2%)	0

CITRUS RETICULATA FRUIT PEEL	1 (0.2%)	0
CLEMATIS SPP. EXTRACT;PRUNELLA VULGARIS EXTRACT;TRICHOSANTHES KIRILOWII EXTRACT	1 (0.2%)	0
COLECALCIFEROL;SOLIDAGO VIRGAUREA;VACCINIUM MACROCARPON	0	1 (0.2%)
COPTIS SPP. RHIZOME	1 (0.2%)	0
CORDYCEPS SINENSIS	0	1 (0.2%)
CORYDALIS YANHUSUO TUBER;IPOMOEA NIL SEED	0	1 (0.2%)
CRATAEGUS SPP.	1 (0.2%)	0
CRATAEGUS SPP. EXTRACT	0	1 (0.2%)
CROCUS SATIVUS	1 (0.2%)	0
DENDROBIUM SPP.	1 (0.2%)	0
DICTAMNUS DASYCARPUS	1 (0.2%)	0
DIONAEA MUSCIPULA	0	1 (0.2%)
DRYOBALANOPS AROMATICA	0	1 (0.2%)
ENZYMES NOS;HERBAL NOS	0	1 (0.2%)
EPHEDRA SPP.	1 (0.2%)	0
EQUISETUM HYEMALE HERB	1 (0.2%)	0
ERIOCAULON BUERGERIANUM	1 (0.2%)	0
EVODIA SPP. FRUIT	1 (0.2%)	0
FALLOPIA MULTIFLORA	1 (0.2%)	0
FORSYTHIA SUSPENSA FRUIT	1 (0.2%)	0
FOSSILIA OSSIS MASTODI	1 (0.2%)	0
FRAXINUS CHINENSIS SUBSP. RHYNCHOPHYLLA	1 (0.2%)	0
FRITILLARIA THUNBERGII BULB	1 (0.2%)	0
GALIUM VERUM	0	1 (0.2%)
GANODERMA LUCIDUM	0	1 (0.2%)
GARDENIA SPP. FRUIT	1 (0.2%)	0
GINSENG NOS	1 (0.2%)	0
GLEHNIA SPP.	1 (0.2%)	0
GLYCINE MAX SEED OIL;PERSEA AMERICANA OIL	0	1 (0.2%)
GLYCINE MAX;PERSEA AMERICANA EXTRACT	0	1 (0.2%)
GLYCYRRHIZA GLABRA EXTRACT;PAPAVER SOMNIFERUM;PIMPINELLA ANISUM OIL	1 (0.2%)	0
GLYCYRRHIZA GLABRA ROOT	1 (0.2%)	0
GLYCYRRHIZA GLABRA;RHEUM PALMATUM	0	1 (0.2%)
GLYCYRRHIZA SPP. ROOT WITH RHIZOME;TRITICUM AESTIVUM FRUIT;ZIZIPHUS JUJUBA FRUIT	1 (0.2%)	0
GLYCYRRHIZA SPP. ROOT;OPHIOPOGON JAPONICUS TUBER;ORYZA SATIVA FRUIT;PANAX GINSENG ROOT;PINELLIA TERNATA TUBER;ZIZIPHUS JUJUBA FRUIT	0	1 (0.2%)
GRIFOLA FRONDOSA	1 (0.2%)	0
HERBAL CHOLESTEROL AND TRIGLYCERIDE REDUCERS	0	1 (0.2%)
HERBAL IMMUNOMODULATORS	0	1 (0.2%)
HERBAL NOS;MINERALS NOS	0	1 (0.2%)
HERBAL RESPIRATORY SYSTEM REMEDIES, OTHER	1 (0.2%)	0
HOUTTUYNIA CORDATA	1 (0.2%)	0
HYPERICUM PERFORATUM	0	1 (0.2%)

HYPERICUM PERFORATUM HERB;SCHISANDRA CHINENSIS FRUIT;SCUTELLARIA LATERIFLORA HERB;TURNERA DIFFUSA LEAF	1 (0.2%)	0
IRIS DOMESTICA	1 (0.2%)	0
LAVANDULA LATIFOLIA OIL	0	1 (0.2%)
LIGUSTICUM CHUANXIONG	1 (0.2%)	0
LILIUM SPP. BULB	1 (0.2%)	0
LINUM USITATISSIMUM SEED	0	1 (0.2%)
LYCIUM BARBARUM FRUIT	1 (0.2%)	0
MALUS SPP. VINEGAR EXTRACT	1 (0.2%)	0
MELILOTUS OFFICINALIS EXTRACT	1 (0.2%)	0
MENTHA CANADENSIS	1 (0.2%)	0
MORUS ALBA LEAF	1 (0.2%)	0
OLEA EUROPAEA LEAF	0	1 (0.2%)
OPHIOPOGON JAPONICUS	1 (0.2%)	0
OPHIOPOGON JAPONICUS ROOT	1 (0.2%)	0
OYSTER SHELL	1 (0.2%)	0
PAEONIA SPP. ROOT	1 (0.2%)	0
PAEONIA X SUFFRUTICOSA	1 (0.2%)	0
PANAX GINSENG ROOT;ZANTHOXYLUM PIPERITUM PERICARP;ZINGIBER OFFICINALE PROCESSED RHIZOME	0	1 (0.2%)
PASSIFLORA INCARNATA;VALERIANA OFFICINALIS;ZIZIPHUS JUJUBA	1 (0.2%)	0
PELARGONIUM SIDOIDES EXTRACT	0	1 (0.2%)
PHELLODENDRON AMURENSE	0	1 (0.2%)
PHELLODENDRON AMURENSE BARK	1 (0.2%)	0
PHERETIMA SPP.	1 (0.2%)	0
PHLEBODIUM AUREUM EXTRACT	1 (0.2%)	0
PHYLLANTHUS EMBLICA;TERMINALIA BELLIRICA;TERMINALIA CHEBULA	1 (0.2%)	0
PINELLIA SPP.	1 (0.2%)	0
PINUS SPP.	1 (0.2%)	0
PLANTAGO AFRA	0	1 (0.2%)
PLANTAGO OVATA;SENNA ALEXANDRINA	1 (0.2%)	0
PLANTAGO SPP.	1 (0.2%)	0
PLATYCODON GRANDIFLORUS ROOT	1 (0.2%)	0
POLYGALA SPP. ROOT	1 (0.2%)	0
POLYGONATUM ODORATUM RHIZOME	1 (0.2%)	0
PORIA COCOS	1 (0.2%)	0
PRUNELLA VULGARIS	1 (0.2%)	0
PRUNUS ARMENIACA SEED	1 (0.2%)	0
PRUNUS CERASUS	1 (0.2%)	0
PRUNUS MUME FRUIT	1 (0.2%)	0
PUERARIA LOBATA ROOT	1 (0.2%)	0
REHMANNIA GLUTINOSA ROOT	1 (0.2%)	0
REHMANNIA SPP. ROOT	1 (0.2%)	0
REYNOUTRIA JAPONICA;VITIS VINIFERA	1 (0.2%)	0
SAPOSHNIKOVIA DIVARICATA ROOT	1 (0.2%)	0
SCHISANDRA SPP. FRUIT	1 (0.2%)	0
SCROPHULARIA SPP. ROOT	1 (0.2%)	0

SCUTELLARIA BAICALENSIS ROOT	1 (0.2%)	0
SEPIAE ENDOCONCHA	1 (0.2%)	0
SMILAX GLABRA RHIZOME	0	1 (0.2%)
STEMONA SPP. ROOT TUBER	0	1 (0.2%)
TRAMETES VERSICOLOR	1 (0.2%)	0
TRICHOSANTHES KIRILOWII	1 (0.2%)	0
TRITICUM AESTIVUM GERM OIL	1 (0.2%)	0
UNCARIA SPP.	1 (0.2%)	0
URTICA DIOICA	0	1 (0.2%)
VACCINIUM MYRTILLUS EXTRACT	1 (0.2%)	0
VALERIANA OFFICINALIS ROOT	0	1 (0.2%)
VITIS VINIFERA EXTRACT	1 (0.2%)	0
VITIS VINIFERA SEED	0	1 (0.2%)
WITHANIA SOMNIFERA	1 (0.2%)	0
ALL OTHER NON-THERAPEUTIC PRODUCTS		
Total number of patients with at least one treatment	73 (11.0%)	87 (13.1%)
Total number of treatments	89	112
ASCORBIC ACID	43 (6.5%)	46 (6.9%)
SODIUM CHLORIDE	29 (4.4%)	40 (6.0%)
ALL OTHER NON-THERAPEUTIC PRODUCTS	1 (0.2%)	3 (0.5%)
PENICILLIN NOS	0	4 (0.6%)
MENTHOL	0	3 (0.5%)
HYALURONIC ACID	1 (0.2%)	1 (0.2%)
BENTONITE	0	1 (0.2%)
ETHANOL	1 (0.2%)	0
HYETELLOSE	1 (0.2%)	0
MEDICAL DEVICES, WITHOUT SUBSTANCES	1 (0.2%)	0
POLYETHYLENE	0	1 (0.2%)
SODIUM HYPOCHLORITE	0	1 (0.2%)
GENERAL NUTRIENTS		
Total number of patients with at least one treatment	84 (12.6%)	70 (10.5%)
Total number of treatments	101	81
FISH OIL	35 (5.3%)	27 (4.1%)
MINERALS NOS;VITAMINS NOS	34 (5.1%)	19 (2.9%)
GLUCOSE	3 (0.5%)	11 (1.7%)
LYSINE	6 (0.9%)	1 (0.2%)
LINUM USITATISSIMUM SEED OIL	4 (0.6%)	2 (0.3%)
HERBAL NOS;MINERALS NOS;VITAMINS NOS	1 (0.2%)	3 (0.5%)
ARGININE	2 (0.3%)	1 (0.2%)
MESO ZEAXANTHIN;XANTOFYL;ZEAXANTHIN	2 (0.3%)	1 (0.2%)
ASPARAGINE	0	2 (0.3%)
LECITHIN	1 (0.2%)	1 (0.2%)
NUTRIENTS NOS	2 (0.3%)	0

(RS)-3 METHYL-2-OXOVALERIANIC ACID CALCIUM;(RS)-3-METHYL-2-OXOBUTYRIC ACID CALCIUM;CALCIUM (RS)-4-METHYL-2-OXOVALERIANAT;CALCIUM 2-OXO-3-PHENYLPROPIONATE;DESMENINOL CALCIUM;HISTIDINE;LYSINE ACETATE;THREONINE;TRYPTOPHAN, L-;TYROSINE	1 (0.2%)	0
ASCORBIC ACID;BIOTIN;CALCIUM;CARBOHYDRATES NOS;CHLORIDE;COLECALCIFEROL;COPPER;CYANOCOBALAMIN;FATS NOS;FOLIC ACID;IRON;MAGNESIUM;MANGANESE;NICOTINAMIDE;PANTOTHENIC ACID;PHOSPHORUS;POTASSIUM;PROTEINS NOS;PYRIDOXINE;RETINOL;RIBOFLAVIN;SODIUM;THIAMINE;TOCOPHEROL;ZINC	0	1 (0.2%)
ASCORBIC ACID;ERGOCALCIFEROL;FERRIC SODIUM PYROPHOSPHATE;MILK, FAT FREE;NICOTINAMIDE;RETINOL PALMITATE;RIBOFLAVIN;THIAMINE HYDROCHLORIDE	0	1 (0.2%)
BETA GLUCAN	1 (0.2%)	0
CARBOHYDRATES NOS;FATTY ACIDS NOS;MINERALS NOS;PROTEINS NOS;VITAMINS NOS	0	1 (0.2%)
CARBOHYDRATES/PROTEINS/MINERALS/VITAMINS, COMBINATIONS	1 (0.2%)	0
DEXTRIN	1 (0.2%)	0
DOCOSAHEXAENOIC ACID	1 (0.2%)	0
FISH OIL;OMEGA-3 FATTY ACIDS;OMEGA-6 FATTY ACIDS	0	1 (0.2%)
GLYCINE	0	1 (0.2%)
LYCOPENE	1 (0.2%)	0
OMEGA-3 FATTY ACIDS	1 (0.2%)	0
OTHER NUTRIENTS	0	1 (0.2%)
PROTEIN	0	1 (0.2%)
PROTEIN SUPPLEMENTS	1 (0.2%)	0
ANTIEMETICS AND ANTINAUSEANTS		
Total number of patients with at least one treatment	76 (11.4%)	75 (11.3%)
Total number of treatments	102	124
ONDANSETRON	16 (2.4%)	23 (3.5%)
DIPHENHYDRAMINE HYDROCHLORIDE	19 (2.9%)	9 (1.4%)
METOCLOPRAMIDE HYDROCHLORIDE	6 (0.9%)	12 (1.8%)
METOCLOPRAMIDE	9 (1.4%)	6 (0.9%)
HYDROXYZINE	9 (1.4%)	5 (0.8%)
MECLOZINE	7 (1.1%)	6 (0.9%)
DIPHENHYDRAMINE	3 (0.5%)	6 (0.9%)
CYANOCOBALAMIN;PYRIDOXINE HYDROCHLORIDE;THIAMINE HYDROCHLORIDE	4 (0.6%)	2 (0.3%)
ONDANSETRON HYDROCHLORIDE	1 (0.2%)	5 (0.8%)
PROCHLORPERAZINE	2 (0.3%)	4 (0.6%)
CANNABIS SATIVA	2 (0.3%)	1 (0.2%)
GRANISETRON	1 (0.2%)	2 (0.3%)
MECLOZINE HYDROCHLORIDE	1 (0.2%)	2 (0.3%)
PROMETHAZINE	2 (0.3%)	1 (0.2%)
HYDROXYZINE HYDROCHLORIDE	1 (0.2%)	1 (0.2%)

LEVOSULPIRIDE	1 (0.2%)	1 (0.2%)
PALONOSETRON	1 (0.2%)	1 (0.2%)
PROCHLORPERAZINE MALEATE	0	2 (0.3%)
RAMOSETRON HYDROCHLORIDE	1 (0.2%)	1 (0.2%)
ZINGIBER OFFICINALE	1 (0.2%)	1 (0.2%)
CITRUS RETICULATA FRUIT PEEL	1 (0.2%)	0
CROCUS SATIVUS	1 (0.2%)	0
CYANOCOBALAMIN;PYRIDOXINE;THIAMINE	1 (0.2%)	0
DIFENIDOL	0	1 (0.2%)
DIMENHYDRINATE	1 (0.2%)	0
OTHER ANTIEMETICS	1 (0.2%)	0
RAMOSETRON	0	1 (0.2%)
OTHER ALIMENTARY TRACT AND METABOLISM PRODUCTS		
Total number of patients with at least one treatment	80 (12.0%)	71 (10.7%)
Total number of treatments	124	84
UBIDECARENONE	24 (3.6%)	19 (2.9%)
PROBIOTICS NOS	18 (2.7%)	15 (2.3%)
ZINC	13 (2.0%)	13 (2.0%)
ACETYLCYSTEINE	13 (2.0%)	7 (1.1%)
SUCRALFATE	3 (0.5%)	6 (0.9%)
LYSINE	6 (0.9%)	1 (0.2%)
SODIUM BICARBONATE	4 (0.6%)	3 (0.5%)
THIOCTIC ACID	4 (0.6%)	3 (0.5%)
FIBRE, DIETARY	1 (0.2%)	3 (0.5%)
ARGININE	2 (0.3%)	1 (0.2%)
ORNITHINE	0	3 (0.5%)
PREBIOTICS NOS;PROBIOTICS NOS	1 (0.2%)	1 (0.2%)
TAURINE	1 (0.2%)	1 (0.2%)
ANTIOXIDANTS NOS	1 (0.2%)	0
ASTAXANTHIN;TOCOPHEROL	0	1 (0.2%)
BETAINE HYDROCHLORIDE	0	1 (0.2%)
CALCIUM BETA-HYDROXY BETA-METHYLBUTYRATE;CALCIUM PROPIONATE;TOCOPHERYL ACETATE	0	1 (0.2%)
CALCIUM CARBONATE;GYNOSTEMMA PENTAPHYLLUM;HESPERIDIN	0	1 (0.2%)
CARNITINE	1 (0.2%)	0
CLOSTRIDIUM BUTYRICUM	1 (0.2%)	0
GLYCINE	0	1 (0.2%)
OX BILE EXTRACT;PANCREATIN;RHAMNUS FRANGULA;RHEUM PALMATUM DRY EXTRACT;SODIUM BICARBONATE	0	1 (0.2%)
PHOSPHORUS	1 (0.2%)	0
PRONASE	1 (0.2%)	0
PRONASE;SODIUM BICARBONATE	1 (0.2%)	0
RESVERATROL	1 (0.2%)	0
REYNOUTRIA JAPONICA;VITIS VINIFERA	1 (0.2%)	0
UBIQUINOL	1 (0.2%)	0

DRUGS FOR FUNCTIONAL GASTROINTESTINAL DISORDERS		
Total number of patients with at least one treatment	57 (8.6%)	68 (10.2%)
Total number of treatments	104	104
CURCUMA LONGA	17 (2.6%)	10 (1.5%)
METOCLOPRAMIDE HYDROCHLORIDE	6 (0.9%)	12 (1.8%)
METOCLOPRAMIDE	9 (1.4%)	6 (0.9%)
HYOSCINE BUTYLBROMIDE	4 (0.6%)	6 (0.9%)
GLYCOPYRRONIUM BROMIDE	3 (0.5%)	6 (0.9%)
SIMETICONE	4 (0.6%)	4 (0.6%)
DOMPERIDONE	2 (0.3%)	5 (0.8%)
DIMETICONE	2 (0.3%)	2 (0.3%)
MOSAPRIDE	3 (0.5%)	1 (0.2%)
ATROPINE SULFATE	2 (0.3%)	1 (0.2%)
DEXPANTHENOL	0	3 (0.5%)
TRIMEBUTINE MALEATE	1 (0.2%)	2 (0.3%)
ALVERINE CITRATE;SIMETICONE	1 (0.2%)	1 (0.2%)
DICYCLOVERINE	2 (0.3%)	0
HYOSCYAMINE SULFATE	2 (0.3%)	0
LEVOSULPIRIDE	1 (0.2%)	1 (0.2%)
MEBEVERINE	1 (0.2%)	1 (0.2%)
SALVIA OFFICINALIS	0	2 (0.3%)
SILICON DIOXIDE	1 (0.2%)	1 (0.2%)
TRIMEBUTINE	0	2 (0.3%)
TROSPIUM CHLORIDE	0	2 (0.3%)
ZINGIBER OFFICINALE	1 (0.2%)	1 (0.2%)
ACORUS CALAMUS RHIZOME	0	1 (0.2%)
ALBIZIA JULIBRISSIN	1 (0.2%)	0
ATROPINE	0	1 (0.2%)
BACILLUS COAGULANS	0	1 (0.2%)
BACILLUS COAGULANS;GLUCOMANNAN	0	1 (0.2%)
BENDAZOL HYDROCHLORIDE;METAMIZOLE SODIUM;PAPAVERINE HYDROCHLORIDE;PHENOBARBITAL	0	1 (0.2%)
BROMAZEPAM;CLEBOPRIDE MALATE;SIMETICONE	1 (0.2%)	0
CAFFEINE;DROTAVERINE HYDROCHLORIDE;METAMIZOLE SODIUM	0	1 (0.2%)
CIMETROPIUM BROMIDE	1 (0.2%)	0
CITRUS AURANTIUM	1 (0.2%)	0
CITRUS RETICULATA FRUIT PEEL	1 (0.2%)	0
CORYDALIS YANHUSUO TUBER;IPOMOEA NIL SEED	0	1 (0.2%)
CROCUS SATIVUS	1 (0.2%)	0
DICYCLOVERINE HYDROCHLORIDE	0	1 (0.2%)
DIMETICONE;PINAVERIUM BROMIDE	1 (0.2%)	0
DROTAVERINE	1 (0.2%)	0
DROTAVERINE HYDROCHLORIDE	0	1 (0.2%)
EQUISETUM HYEMALE HERB	1 (0.2%)	0
GALIUM VERUM	0	1 (0.2%)
GLYCYRRHIZA GLABRA ROOT	1 (0.2%)	0
HYOSCYAMINE	1 (0.2%)	0
ITOPRIDE	0	1 (0.2%)

MOSAPRIDE CITRATE	0	1 (0.2%)
OTHER DRUGS FOR FUNCTIONAL GASTROINTESTINAL DISORDERS	0	1 (0.2%)
OTILONIUM BROMIDE	0	1 (0.2%)
PAPAVERINE	1 (0.2%)	0
PHLOROGLUCINOL	0	1 (0.2%)
PHLOROGLUCINOL;TRIMETHYLPHLOROGLUCINOL	1 (0.2%)	0
PINAVERIUM BROMIDE	0	1 (0.2%)
PIPOXOLAN	0	1 (0.2%)
PIPOXOLAN HYDROCHLORIDE	1 (0.2%)	0
PRUNELLA VULGARIS	1 (0.2%)	0
PRUNUS MUME FRUIT	1 (0.2%)	0
SIMETICONE;TRIMEBUTINE MALEATE	1 (0.2%)	0
VALERIANA OFFICINALIS ROOT	0	1 (0.2%)
ANTIGOUT PREPARATIONS		
Total number of patients with at least one treatment	61 (9.2%)	52 (7.8%)
Total number of treatments	68	56
ALLOPURINOL	36 (5.4%)	34 (5.1%)
DOCOSAHEXAENOIC ACID;EICOSAPENTAENOIC ACID	10 (1.5%)	9 (1.4%)
COLCHICINE	9 (1.4%)	7 (1.1%)
FEBUXOSTAT	8 (1.2%)	5 (0.8%)
BENZBROMARONE	2 (0.3%)	0
COLCHICINE;PAPAVER SOMNIFERUM POWDER;TIEMONIUM METHYLSULPHATE	1 (0.2%)	0
MUSCLE RELAXANTS		
Total number of patients with at least one treatment	60 (9.0%)	52 (7.8%)
Total number of treatments	80	73
DIAZEPAM	13 (2.0%)	10 (1.5%)
CYCLOBENZAPRINE	5 (0.8%)	9 (1.4%)
TIZANIDINE	8 (1.2%)	4 (0.6%)
METHOCARBAMOL	4 (0.6%)	6 (0.9%)
ROCURONIUM	2 (0.3%)	7 (1.1%)
BACLOFEN	4 (0.6%)	4 (0.6%)
CYCLOBENZAPRINE HYDROCHLORIDE	5 (0.8%)	2 (0.3%)
MEPHENOXALONE	4 (0.6%)	2 (0.3%)
TIZANIDINE HYDROCHLORIDE	3 (0.5%)	3 (0.5%)
ROCURONIUM BROMIDE	4 (0.6%)	1 (0.2%)
THIOCOLCHICOSIDE	4 (0.6%)	0
BOTULINUM TOXIN TYPE A	1 (0.2%)	2 (0.3%)
CHLORZOXAZONE	1 (0.2%)	2 (0.3%)
CISATRACURIUM	3 (0.5%)	0
EPERISONE HYDROCHLORIDE	2 (0.3%)	1 (0.2%)
CARISOPRODOL	1 (0.2%)	1 (0.2%)
LIDOCAINE HYDROCHLORIDE;TOLPERISONE HYDROCHLORIDE	1 (0.2%)	1 (0.2%)
TOLPERISONE HYDROCHLORIDE	1 (0.2%)	1 (0.2%)

ACETYLSALICYLIC ACID;METHOCARBAMOL	0	1 (0.2%)
DICLOFENAC SODIUM;LINUM USITATISSIMUM;MENTHOL;METHYL SALICYLATE;THIOCOLCHICOSIDE	1 (0.2%)	0
DICLOFENAC SODIUM;ORPHENADRINE CITRATE	0	1 (0.2%)
ETODOLAC;THIOCOLCHICOSIDE	1 (0.2%)	0
ORPHENADRINE	1 (0.2%)	0
ORPHENADRINE CITRATE	1 (0.2%)	0
ORPHENADRINE CITRATE;PARACETAMOL	1 (0.2%)	0
PHENPROBAMATE	0	1 (0.2%)
PRIDINOL	0	1 (0.2%)
SUXAMETHONIUM	0	1 (0.2%)
SUXAMETHONIUM CHLORIDE	1 (0.2%)	0
TOLPERISONE	0	1 (0.2%)
VECURONIUM	0	1 (0.2%)
MEDICATED DRESSINGS		
Total number of patients with at least one treatment	52 (7.8%)	58 (8.7%)
Total number of treatments	62	79
SODIUM CHLORIDE	29 (4.4%)	40 (6.0%)
ZINC	13 (2.0%)	13 (2.0%)
CHLORHEXIDINE GLUCONATE	3 (0.5%)	3 (0.5%)
PARAFFIN	1 (0.2%)	4 (0.6%)
POVIDONE-IODINE	3 (0.5%)	2 (0.3%)
CHLORHEXIDINE	1 (0.2%)	1 (0.2%)
FUSIDIC ACID	1 (0.2%)	1 (0.2%)
ZINC OXIDE	0	2 (0.3%)
FUSIDATE SODIUM	1 (0.2%)	0
SILVER	1 (0.2%)	0
SODIUM ALGINATE	1 (0.2%)	0
ANTINEOPLASTIC AGENTS		
Total number of patients with at least one treatment	61 (9.2%)	43 (6.5%)
Total number of treatments	93	62
CELECOXIB	23 (3.5%)	12 (1.8%)
CLARITHROMYCIN	9 (1.4%)	5 (0.8%)
METHOTREXATE	5 (0.8%)	8 (1.2%)
PROPRANOLOL	8 (1.2%)	2 (0.3%)
FLUOROURACIL	5 (0.8%)	4 (0.6%)
CAPECITABINE	2 (0.3%)	2 (0.3%)
HYDROXYCARBAMIDE	2 (0.3%)	2 (0.3%)
CARBOPLATIN	1 (0.2%)	2 (0.3%)
GEMCITABINE	2 (0.3%)	0
LENALIDOMIDE	1 (0.2%)	1 (0.2%)
MONOCLONAL ANTIBODIES	2 (0.3%)	0
PACLITAXEL	1 (0.2%)	1 (0.2%)
PROPRANOLOL HYDROCHLORIDE	2 (0.3%)	0
ASPARAGINASE	0	1 (0.2%)

AZACITIDINE	0	1 (0.2%)
DIONAEA MUSCIPULA	0	1 (0.2%)
EQUISETUM HYEMALE HERB	1 (0.2%)	0
ETOPOSIDE	0	1 (0.2%)
FRITILLARIA THUNBERGII BULB	1 (0.2%)	0
MERCAPTOPURINE	1 (0.2%)	0
OSIMERTINIB	1 (0.2%)	0
OSIMERTINIB MESILATE	1 (0.2%)	0
OTHER ANTINEOPLASTIC AGENTS	0	1 (0.2%)
OXALIPLATIN	0	1 (0.2%)
PEMBROLIZUMAB	1 (0.2%)	0
RITUXIMAB	0	1 (0.2%)
TEMOZOLOMIDE	0	1 (0.2%)
TRETINOIN	1 (0.2%)	0
TONICS		
Total number of patients with at least one treatment	57 (8.6%)	44 (6.6%)
Total number of treatments	102	59
MINERALS NOS;VITAMINS NOS	34 (5.1%)	19 (2.9%)
CURCUMA LONGA	17 (2.6%)	10 (1.5%)
DIETARY SUPPLEMENT	4 (0.6%)	10 (1.5%)
ALLIUM SATIVUM	3 (0.5%)	2 (0.3%)
HERBAL NOS;MINERALS NOS;VITAMINS NOS	1 (0.2%)	3 (0.5%)
CITRULLINE MALATE	1 (0.2%)	1 (0.2%)
ADRENAL CORTICAL EXTRACT;AMMONIUM CHLORIDE;ANIMAL UNSPECIFIED;ASCORBIC ACID;BETAINE HYDROCHLORIDE;CALCIUM LACTATE;CHROMIUM;CYSTEINE HYDROCHLORIDE;HERBAL NOS;INOSITOL;IODINE;LIVER EXTRACT;MAGNESIUM CITRATE;NICOTINIC ACID;PANCREAS EXTRACT;PANCREATIN;PEPSIN;POTASSIUM BICARBONATE;PROSTATE GLAND EXTRACT;PYRIDOXINE HYDROCHLORIDE;RETINOL;SPLEEN;VITAMIN E NOS	0	1 (0.2%)
ALBIZIA JULIBRISSIN	1 (0.2%)	0
ANGELICA POLYMORPHA;ATRACTYLODES MACROCEPHALA;BUPLEURUM FALCATUM;GLYCYRRHIZA URALENSIS;MENTHA CANADENSIS;PAEONIA LACTIFLORA;PORIA COCOS;ZINGIBER OFFICINALE	1 (0.2%)	0
ANIMAL UNSPECIFIED;ASCORBIC ACID;HERBAL NOS;MINERALS NOS;NICOTINIC ACID;PYRIDOXINE HYDROCHLORIDE;RIBOFLAVIN;VITAMIN E NOS	0	1 (0.2%)
ANIMAL UNSPECIFIED;CALCIUM LACTATE;MAGNESIUM CITRATE	0	1 (0.2%)
BERBERINE HYDROCHLORIDE;GYNOSTEMMA PENTAPHYLLUM;QUERCETIN DIHYDRATE	0	1 (0.2%)
BUPLEURUM FALCATUM	1 (0.2%)	0
CITRULLINE MALATE;MECOBALAMIN;PYRIDOXINE HYDROCHLORIDE;TRIBULUS TERRESTRIS FRUIT;TRIGONELLA FOENUM-GRAECUM SEED;ZINC CHELATE	0	1 (0.2%)
CURCUMIN;VITAMIN D NOS	0	1 (0.2%)

FALLOPIA MULTIFLORA	1 (0.2%)	0
IRIS DOMESTICA	1 (0.2%)	0
OPHIOPOGON JAPONICUS	1 (0.2%)	0
OPHIOPOGON JAPONICUS ROOT	1 (0.2%)	0
POTASSIUM SUCCINATE	0	1 (0.2%)
PRUNELLA VULGARIS	1 (0.2%)	0
SILVER	1 (0.2%)	0
UBIDECARENONE;VITAMINS NOS	0	1 (0.2%)
ANTIHYPERTENSIVES		
Total number of patients with at least one treatment	45 (6.8%)	54 (8.1%)
Total number of treatments	66	67
DOXAZOSIN MESILATE	8 (1.2%)	10 (1.5%)
DOXAZOSIN	8 (1.2%)	5 (0.8%)
HYDRALAZINE	6 (0.9%)	6 (0.9%)
SILDENAFIL CITRATE	6 (0.9%)	3 (0.5%)
MAGNESIUM SULFATE	3 (0.5%)	4 (0.6%)
SILDENAFIL	2 (0.3%)	5 (0.8%)
TADALAFIL	1 (0.2%)	5 (0.8%)
TERAZOSIN	1 (0.2%)	5 (0.8%)
MOXONIDINE	3 (0.5%)	2 (0.3%)
CLONIDINE	2 (0.3%)	2 (0.3%)
CLONIDINE HYDROCHLORIDE	2 (0.3%)	2 (0.3%)
HYDRALAZINE HYDROCHLORIDE	1 (0.2%)	3 (0.5%)
RILMENIDINE	3 (0.5%)	1 (0.2%)
METHYLDOPA	1 (0.2%)	1 (0.2%)
MINOXIDIL	1 (0.2%)	1 (0.2%)
RILMENIDINE PHOSPHATE	0	2 (0.3%)
TERAZOSIN HYDROCHLORIDE	0	2 (0.3%)
BUPLEURUM FALCATUM ROOT;CINNAMOMUM CASSIA BARK;FOSSILIA OSSIS MASTODI;OYSTER SHELL;PANAX GINSENG ROOT;PINELLIA TERNATA TUBER;PORIA COCOS SCLEROTIUM;RHEUM SPP. RHIZOME;SCUTELLARIA BAICALENSIS ROOT;ZINGIBER OFFICINALE RHIZOME;ZIZIPHUS JUJUBA FRUIT	0	1 (0.2%)
EQUISETUM HYEMALE HERB	1 (0.2%)	0
OLEA EUROPAEA LEAF	0	1 (0.2%)
OPHIOPOGON JAPONICUS	1 (0.2%)	0
PRUNELLA VULGARIS	1 (0.2%)	0
PUERARIA LOBATA ROOT	1 (0.2%)	0
REHMANNIA GLUTINOSA ROOT	1 (0.2%)	0
EMOLLIENTS AND PROTECTIVES		
Total number of patients with at least one treatment	50 (7.5%)	48 (7.2%)
Total number of treatments	64	65
ZINC	13 (2.0%)	13 (2.0%)
VITAMIN E NOS	12 (1.8%)	9 (1.4%)
THIOCTIC ACID	4 (0.6%)	3 (0.5%)

LINUM USITATISSIMUM SEED OIL	4 (0.6%)	2 (0.3%)
ZINC SULFATE	4 (0.6%)	2 (0.3%)
PARAFFIN	1 (0.2%)	4 (0.6%)
DIMETICONE	2 (0.3%)	2 (0.3%)
GLYCEROL	2 (0.3%)	2 (0.3%)
HEPARINOID	2 (0.3%)	2 (0.3%)
MUCOPOLYSACCHARIDE POLYSULFURIC ACID ESTER	3 (0.5%)	0
SALICYLIC ACID	2 (0.3%)	1 (0.2%)
MENTHOL;METHYL SALICYLATE	0	2 (0.3%)
PARAFFIN, LIQUID	1 (0.2%)	1 (0.2%)
PRUNUS ARMENIACA SEED EXTRACT	1 (0.2%)	1 (0.2%)
UREA	0	2 (0.3%)
WHITE SOFT PARAFFIN	0	2 (0.3%)
ZINC OXIDE	0	2 (0.3%)
ARACHIS HYPOGAEA OIL	1 (0.2%)	0
BENZYL ALCOHOL;BENZYL BENZOATE;BENZYL CINNAMATE;WOOL FAT;ZINC OXIDE	0	1 (0.2%)
BETACAROTENE	0	1 (0.2%)
CALAMINE;MENTHOL;WHITE SOFT PARAFFIN;ZINC OXIDE	1 (0.2%)	0
CAMPHOR;MENTHOL	0	1 (0.2%)
EMOLLIENTS AND PROTECTIVES	0	1 (0.2%)
EMULSIFYING WAX;PARAFFIN, LIQUID;PETROLATUM	0	1 (0.2%)
EMULSIFYING WAX;PARAFFIN, LIQUID;WHITE SOFT PARAFFIN	1 (0.2%)	0
LINUM USITATISSIMUM SEED	0	1 (0.2%)
LYCOPENE	1 (0.2%)	0
MENTHOL;ZINC OXIDE	0	1 (0.2%)
OTHER EMOLLIENTS AND PROTECTIVES	1 (0.2%)	0
PARAFFIN SOFT;PARAFFIN, LIQUID	1 (0.2%)	0
POLYETHYLENE	0	1 (0.2%)
PROPYLENE GLYCOL	1 (0.2%)	0
PRUNUS CERASUS	1 (0.2%)	0
RETINOL;VITAMIN D NOS	1 (0.2%)	0
WITHANIA SOMNIFERA	1 (0.2%)	0
ZINC SULFATE HEPTAHYDRATE	0	1 (0.2%)
ANESTHETICS		
Total number of patients with at least one treatment	37 (5.6%)	45 (6.8%)
Total number of treatments	69	73
LIDOCAINE	14 (2.1%)	19 (2.9%)
FENTANYL	12 (1.8%)	16 (2.4%)
PROPOFOL	9 (1.4%)	6 (0.9%)
FENTANYL CITRATE	3 (0.5%)	2 (0.3%)
BUPIVACAINE HYDROCHLORIDE	0	4 (0.6%)
ETOMIDATE	1 (0.2%)	3 (0.5%)
SEVOFLURANE	4 (0.6%)	0
EPINEPHRINE;LIDOCAINE	2 (0.3%)	1 (0.2%)
MEPIVACAINE HYDROCHLORIDE	1 (0.2%)	2 (0.3%)
ANESTHETICS, GENERAL	0	2 (0.3%)

ANESTHETICS, LOCAL	1 (0.2%)	1 (0.2%)
BUPIVACAINE	1 (0.2%)	1 (0.2%)
LIDOCAINE HYDROCHLORIDE	2 (0.3%)	0
OXETACAINE	1 (0.2%)	1 (0.2%)
REMIFENTANIL	1 (0.2%)	1 (0.2%)
ANESTHETICS	1 (0.2%)	0
ARTICAINE	1 (0.2%)	0
ARTICAINE HYDROCHLORIDE;EPINEPHRINE HYDROCHLORIDE	0	1 (0.2%)
BENZOCAINE;BUTYL AMINOBENZOATE;TETRACAINE HYDROCHLORIDE	1 (0.2%)	0
BUPIVACAINE;EPINEPHRINE	0	1 (0.2%)
CAPSAICIN	1 (0.2%)	0
CHLORHEXIDINE;LIDOCAINE	0	1 (0.2%)
EPINEPHRINE;LIDOCAINE HYDROCHLORIDE	0	1 (0.2%)
MEPIVACAINE	1 (0.2%)	0
NITROUS OXIDE	1 (0.2%)	0
PHENOL	0	1 (0.2%)
PRILOCAINE HYDROCHLORIDE	1 (0.2%)	0
ROPIVACAINE	1 (0.2%)	0
THIOPENTAL SODIUM	0	1 (0.2%)
DRUGS FOR TREATMENT OF BONE DISEASES		
Total number of patients with at least one treatment	39 (5.9%)	41 (6.2%)
Total number of treatments	46	51
ALENDRONATE SODIUM	15 (2.3%)	16 (2.4%)
DENOSUMAB	11 (1.7%)	10 (1.5%)
RISEDRONATE SODIUM	5 (0.8%)	5 (0.8%)
ALENDRONIC ACID	2 (0.3%)	5 (0.8%)
IBANDRONATE SODIUM	3 (0.5%)	1 (0.2%)
ZOLEDRONIC ACID	2 (0.3%)	1 (0.2%)
IBANDRONATE MONOSODIUM MONOHYDRATE	2 (0.3%)	0
CLODRONATE DISODIUM;LIDOCAINE HYDROCHLORIDE	0	1 (0.2%)
COLLAGEN-HYDROXYAPATIT-COMPLEX	0	1 (0.2%)
IBANDRONIC ACID	0	1 (0.2%)
MINODRONIC ACID	0	1 (0.2%)
ANTIFUNGALS FOR DERMATOLOGICAL USE		
Total number of patients with at least one treatment	36 (5.4%)	37 (5.6%)
Total number of treatments	71	47
ANTIBIOTICS	10 (1.5%)	2 (0.3%)
FLUCONAZOLE	6 (0.9%)	5 (0.8%)
KETOCONAZOLE	2 (0.3%)	7 (1.1%)
NYSTATIN	0	8 (1.2%)
TERBINAFINE	5 (0.8%)	2 (0.3%)
CLOTRIMAZOLE	1 (0.2%)	4 (0.6%)
CICLOPIROX	2 (0.3%)	2 (0.3%)
BETAMETHASONE;CLOTRIMAZOLE	3 (0.5%)	0

ECONAZOLE NITRATE	2 (0.3%)	1 (0.2%)
SALICYLIC ACID	2 (0.3%)	1 (0.2%)
BETAMETHASONE DIPROPIONATE;CLOTRIMAZOLE	2 (0.3%)	0
LULICONAZOLE	0	2 (0.3%)
MICONAZOLE	0	2 (0.3%)
UREA	0	2 (0.3%)
ECONAZOLE	0	1 (0.2%)
ECONAZOLE NITRATE;TRIAMCINOLONE ACETONIDE	1 (0.2%)	0
EFINACONAZOLE	1 (0.2%)	0
ETHYL HYDROXYBENZOATE	1 (0.2%)	0
FLUTRIMAZOLE	0	1 (0.2%)
GRISEOFULVIN	1 (0.2%)	0
IRIS DOMESTICA	1 (0.2%)	0
LIRANAFTATE	1 (0.2%)	0
METHYL SALICYLATE;TOLNAFTATE	0	1 (0.2%)
MICONAZOLE NITRATE	0	1 (0.2%)
NYSTATIN;TRIAMCINOLONE ACETONIDE	0	1 (0.2%)
OTHER ANTIFUNGALS FOR TOPICAL USE	0	1 (0.2%)
PRUNUS MUME FRUIT	1 (0.2%)	0
SULCONAZOLE NITRATE	1 (0.2%)	0
TERBINAFINE HYDROCHLORIDE	1 (0.2%)	0
DIAGNOSTIC AGENTS		
Total number of patients with at least one treatment	32 (4.8%)	39 (5.9%)
Total number of treatments	39	52
FOLIC ACID	25 (3.8%)	24 (3.6%)
GLUCOSE	3 (0.5%)	11 (1.7%)
MAGNESIUM SULFATE	3 (0.5%)	4 (0.6%)
MANNITOL	0	2 (0.3%)
TERIPARATIDE ACETATE	1 (0.2%)	1 (0.2%)
CAFFEINE	0	1 (0.2%)
INDIGO CARMINE	1 (0.2%)	0
SODIUM BICARBONATE;TARTARIC ACID	1 (0.2%)	0
SORBITOL	1 (0.2%)	0
TERIPARATIDE	0	1 (0.2%)
BILE AND LIVER THERAPY		
Total number of patients with at least one treatment	39 (5.9%)	31 (4.7%)
Total number of treatments	70	38
CURCUMA LONGA	17 (2.6%)	10 (1.5%)
LACTULOSE	8 (1.2%)	8 (1.2%)
URSODEOXYCHOLIC ACID	4 (0.6%)	3 (0.5%)
ARGININE	2 (0.3%)	1 (0.2%)
ORNITHINE	0	3 (0.5%)
RIFAXIMIN	1 (0.2%)	2 (0.3%)
SILYBUM MARIANUM	3 (0.5%)	0

ADENINE HYDROCHLORIDE;BIFENDATE;CARNITINE OROTATE;CYANOCOBALAMIN;LIVER EXTRACT;PYRIDOXINE HYDROCHLORIDE;RIBOFLAVIN	1 (0.2%)	1 (0.2%)
CHOLINE	0	2 (0.3%)
LECITHIN	1 (0.2%)	1 (0.2%)
ANIMAL UNSPECIFIED;ASCORBIC ACID;AVENA SATIVA;BETA VULGARIS;BETAINE HYDROCHLORIDE;CALCIUM LACTATE;CHOLINE BITARTRATE;DAUCUS CAROTA;GLYCINE MAX SEED;IPOMOEA BATATAS;LINUM USITATISSIMUM SEED OIL;LIVER EXTRACT;MAGNESIUM CITRATE;POTASSIUM BICARBONATE;PROSTATE GLAND EXTRACT;RAPHANUS RAPHANISTRUM SUBSP. SATIVUS;TESTIS EXTRACT;TILLANDSIA USNEOIDES;TRITICUM AESTIVUM GERM;VITAMIN E NOS	0	1 (0.2%)
BORNEOL;CAMPHENE;CINEOLE;MENTHOL;MENTHONE;PINENE	1 (0.2%)	0
BUPLEURUM FALCATUM	1 (0.2%)	0
BUPLEURUM FALCATUM ROOT;CINNAMOMUM CASSIA BARK;GLYCYRRHIZA SPP. ROOT;PAEONIA LACTIFLORA ROOT;PANAX GINSENG ROOT;PINELLIA TERNATA TUBER;SCUTELLARIA BAICALENSIS ROOT;ZINGIBER OFFICINALE RHIZOME;ZIZIPHUS JUJUBA FRUIT	1 (0.2%)	0
CYSTEINE HYDROCHLORIDE;GLYCINE;GLYCYRRHIZIC ACID, AMMONIUM SALT	0	1 (0.2%)
DICTAMNUS DASYCARPUS	1 (0.2%)	0
GLYCYRRHIZA GLABRA ROOT	1 (0.2%)	0
HYPERICUM PERFORATUM	0	1 (0.2%)
IRIS DOMESTICA	1 (0.2%)	0
LYCIUM BARBARUM FRUIT	1 (0.2%)	0
PHELLODENDRON AMURENSE	0	1 (0.2%)
PHELLODENDRON AMURENSE BARK	1 (0.2%)	0
PHOSPHOLIPIDS SOYBEAN	1 (0.2%)	0
PHYLLANTHUS EMBLICA;TERMINALIA BELLIRICA;TERMINALIA CHEBULA	1 (0.2%)	0
REHMANNIA GLUTINOSA ROOT	1 (0.2%)	0
RIBONUCLEIC ACID	0	1 (0.2%)
TIMONACIC	1 (0.2%)	0
URTICA DIOICA	0	1 (0.2%)
ANTI-PARKINSON DRUGS		
Total number of patients with at least one treatment	36 (5.4%)	32 (4.8%)
Total number of treatments	39	44
DIPHENHYDRAMINE HYDROCHLORIDE	19 (2.9%)	9 (1.4%)
DIPHENHYDRAMINE	3 (0.5%)	6 (0.9%)
CARBIDOPA;LEVODOPA	2 (0.3%)	4 (0.6%)
PRAMIPEXOLE	3 (0.5%)	3 (0.5%)
ROPINIROLE	1 (0.2%)	4 (0.6%)
CARBIDOPA MONOHYDRATE;LEVODOPA	1 (0.2%)	2 (0.3%)
PRAMIPEXOLE DIHYDROCHLORIDE	1 (0.2%)	2 (0.3%)
AMANTADINE	0	2 (0.3%)

PRAMIPEXOLE DIHYDROCHLORIDE MONOHYDRATE	2 (0.3%)	0
ROPINIROLE HYDROCHLORIDE	1 (0.2%)	1 (0.2%)
BENSERAZIDE HYDROCHLORIDE;LEVODOPA	0	1 (0.2%)
BIPERIDEN	1 (0.2%)	0
CABERGOLINE	0	1 (0.2%)
CARBIDOPA;ENTACAPONE;LEVODOPA	1 (0.2%)	0
HYDROGEN PEROXIDE	0	1 (0.2%)
ORPHENADRINE	1 (0.2%)	0
RASAGILINE MESYLATE	0	1 (0.2%)
SELEGILINE HYDROCHLORIDE	0	1 (0.2%)
TRIHEXYPHENIDYL HYDROCHLORIDE	1 (0.2%)	0
ANTIVIRALS FOR SYSTEMIC USE		
Total number of patients with at least one treatment	34 (5.1%)	33 (5.0%)
Total number of treatments	42	35
ACICLOVIR	12 (1.8%)	8 (1.2%)
VALACICLOVIR	6 (0.9%)	5 (0.8%)
OSELTAMIVIR PHOSPHATE	2 (0.3%)	4 (0.6%)
REMDESIVIR	4 (0.6%)	1 (0.2%)
VALACICLOVIR HYDROCHLORIDE	1 (0.2%)	4 (0.6%)
UMIFENOVIR	2 (0.3%)	2 (0.3%)
AMANTADINE	0	2 (0.3%)
BALOXAVIR MARBOXIL	0	2 (0.3%)
FAMCICLOVIR	1 (0.2%)	1 (0.2%)
INOSINE PRANOBEX	2 (0.3%)	0
LYSOZYME	1 (0.2%)	1 (0.2%)
BICTEGRAVIR SODIUM;EMTRICITABINE;TENOFOVIR ALAFENAMIDE FUMARATE	1 (0.2%)	0
CASIRIVIMAB;IMDEVIMAB	1 (0.2%)	0
DOLUTEGRAVIR SODIUM;RILPIVIRINE HYDROCHLORIDE	0	1 (0.2%)
FAVIPIRAVIR	0	1 (0.2%)
KAGOCEL	0	1 (0.2%)
LYSOZYME HYDROCHLORIDE	1 (0.2%)	0
PENCICLOVIR	1 (0.2%)	0
VIDARABINE	1 (0.2%)	0
ANTIPROTOZOALS		
Total number of patients with at least one treatment	25 (3.8%)	25 (3.8%)
Total number of treatments	27	29
METRONIDAZOLE	13 (2.0%)	12 (1.8%)
HYDROXYCHLOROQUINE SULFATE	4 (0.6%)	3 (0.5%)
CLOTRIMAZOLE	1 (0.2%)	4 (0.6%)
HYDROXYCHLOROQUINE	3 (0.5%)	1 (0.2%)
OFLOXACIN	1 (0.2%)	2 (0.3%)
MICONAZOLE	0	2 (0.3%)
ATOVAQUONE;PROGUANIL	0	1 (0.2%)
ATOVAQUONE;PROGUANIL HYDROCHLORIDE	1 (0.2%)	0
CHLORQUINALDOL	1 (0.2%)	0

MICONAZOLE NITRATE	0	1 (0.2%)
ORNIDAZOLE	1 (0.2%)	0
SEX HORMONES AND MODULATORS OF THE GENITAL SYSTEM		
Total number of patients with at least one treatment	20 (3.0%)	28 (4.2%)
Total number of treatments	21	30
ESTRADIOL	6 (0.9%)	8 (1.2%)
ESTROGENS CONJUGATED	3 (0.5%)	5 (0.8%)
TESTOSTERONE	3 (0.5%)	4 (0.6%)
RALOXIFENE HYDROCHLORIDE	2 (0.3%)	1 (0.2%)
ESTRIOL	2 (0.3%)	0
ESTROGENS CONJUGATED;MEDROXYPROGESTERONE ACETATE	0	2 (0.3%)
PROGESTERONE	2 (0.3%)	0
TESTOSTERONE CIPIONATE	0	2 (0.3%)
BAZEDOXIFENE ACETATE	0	1 (0.2%)
BORON;CALCIUM;CIMICIFUGA RACEMOSA EXTRACT;FOLIC ACID;GLYCINE MAX EXTRACT;MAGNOLIA OFFICINALIS;NICOTINIC ACID;PYRIDOXINE HYDROCHLORIDE;RIBOFLAVIN;SELENIUM;THIAMINE;TOCOPHEROL;VITAMIN B12 NOS	0	1 (0.2%)
COLECALCIFEROL;RALOXIFENE HYDROCHLORIDE	0	1 (0.2%)
ESTRADIOL;ESTRIOL	1 (0.2%)	0
ESTRIOL;LACTOBACILLUS ACIDOPHILUS;PROGESTERONE	0	1 (0.2%)
LEVONORGESTREL	0	1 (0.2%)
MEDROXYPROGESTERONE ACETATE	0	1 (0.2%)
MEGESTROL ACETATE	0	1 (0.2%)
PRASTERONE	0	1 (0.2%)
TESTOSTERONE ENANTHATE	1 (0.2%)	0
ANTIMYCOTICS FOR SYSTEMIC USE		
Total number of patients with at least one treatment	20 (3.0%)	24 (3.6%)
Total number of treatments	26	27
ANTIBIOTICS	10 (1.5%)	2 (0.3%)
FLUCONAZOLE	6 (0.9%)	5 (0.8%)
KETOCONAZOLE	2 (0.3%)	7 (1.1%)
NYSTATIN	0	8 (1.2%)
MICONAZOLE	0	2 (0.3%)
CASPOFUNGIN ACETATE	1 (0.2%)	0
DICTAMNUS DASYCARPUS	1 (0.2%)	0
ITRACONAZOLE	0	1 (0.2%)
MICONAZOLE NITRATE	0	1 (0.2%)
ENDOCRINE THERAPY		
Total number of patients with at least one treatment	17 (2.6%)	27 (4.1%)
Total number of treatments	20	33
ESTRADIOL	6 (0.9%)	8 (1.2%)
ANASTROZOLE	5 (0.8%)	4 (0.6%)

ESTROGENS CONJUGATED	3 (0.5%)	5 (0.8%)
LETROZOLE	1 (0.2%)	4 (0.6%)
ABIRATERONE ACETATE	0	3 (0.5%)
LEUPRORELIN ACETATE	0	3 (0.5%)
BICALUTAMIDE	1 (0.2%)	0
DEGARELIX	0	1 (0.2%)
DEGARELIX ACETATE	0	1 (0.2%)
ENZALUTAMIDE	0	1 (0.2%)
EXEMESTANE	0	1 (0.2%)
GOSERELIN ACETATE	1 (0.2%)	0
MEDROXYPROGESTERONE ACETATE	0	1 (0.2%)
MEGESTROL ACETATE	0	1 (0.2%)
TAMOXIFEN	1 (0.2%)	0
PERIPHERAL VASODILATORS		
Total number of patients with at least one treatment	26 (3.9%)	18 (2.7%)
Total number of treatments	29	21
NICOTINIC ACID	8 (1.2%)	4 (0.6%)
GINKGO BILOBA EXTRACT	4 (0.6%)	3 (0.5%)
PENTOXIFYLLINE	3 (0.5%)	4 (0.6%)
GINKGO BILOBA	3 (0.5%)	2 (0.3%)
NICERGOLINE	2 (0.3%)	2 (0.3%)
KALLIDINOGENASE	3 (0.5%)	0
METHYLETHYLPIRIDINOL SUCCINATE	2 (0.3%)	0
BENCYCLANE FUMARATE	0	1 (0.2%)
DIHYDROERGOTOXINE MESILATE	0	1 (0.2%)
ENZYMES NOS	0	1 (0.2%)
METHYLETHYLPIRIDINOL	1 (0.2%)	0
PAPAVERINE	1 (0.2%)	0
IMMUNOSUPPRESSANTS		
Total number of patients with at least one treatment	19 (2.9%)	20 (3.0%)
Total number of treatments	26	27
METHOTREXATE	5 (0.8%)	8 (1.2%)
HYDROXYCHLOROQUINE SULFATE	4 (0.6%)	3 (0.5%)
AZATHIOPRINE	3 (0.5%)	1 (0.2%)
HYDROXYCHLOROQUINE	3 (0.5%)	1 (0.2%)
LEFLUNOMIDE	1 (0.2%)	2 (0.3%)
CICLOSPORIN	0	2 (0.3%)
ETANERCEPT	1 (0.2%)	1 (0.2%)
LENALIDOMIDE	1 (0.2%)	1 (0.2%)
TOCILIZUMAB	2 (0.3%)	0
ADALIMUMAB	0	1 (0.2%)
APREMILAST	0	1 (0.2%)
BUPLEURUM FALCATUM	1 (0.2%)	0
INFLIXIMAB	0	1 (0.2%)
MYCOPHENOLATE MOFETIL	0	1 (0.2%)

TACROLIMUS	0	1 (0.2%)
TACROLIMUS MONOHYDRATE	0	1 (0.2%)
TOFACITINIB CITRATE	0	1 (0.2%)
UPADACITINIB	1 (0.2%)	0
ANTIHEMORRHAGICS		
Total number of patients with at least one treatment	21 (3.2%)	17 (2.6%)
Total number of treatments	37	21
EPINEPHRINE	8 (1.2%)	7 (1.1%)
TRANEXAMIC ACID	6 (0.9%)	6 (0.9%)
CARBAZOCHROME SODIUM SULFONATE	2 (0.3%)	1 (0.2%)
VITAMIN K NOS	1 (0.2%)	2 (0.3%)
APROTININ;CALCIUM CHLORIDE;FACTOR I (FIBRINOGEN);FACTOR XIII (FIBRIN STABILISING FACTOR);THROMBIN	1 (0.2%)	0
COLLAGEN	1 (0.2%)	0
CORDYCEPS SINENSIS	0	1 (0.2%)
ELTROMBOPAG	0	1 (0.2%)
EQUISETUM HYEMALE HERB	1 (0.2%)	0
ETAMSILATE	0	1 (0.2%)
FRITILLARIA THUNBERGII BULB	1 (0.2%)	0
GALIUM VERUM	0	1 (0.2%)
MENAQUINONE	1 (0.2%)	0
METHYLETHYLPIRIDINOL	1 (0.2%)	0
PRUNUS CERASUS	1 (0.2%)	0
PRUNUS MUME FRUIT	1 (0.2%)	0
DIGESTIVES, INCL. ENZYMES		
Total number of patients with at least one treatment	21 (3.2%)	12 (1.8%)
Total number of treatments	57	21
PANCREATIN	5 (0.8%)	3 (0.5%)
MONASCUS PURPUREUS	4 (0.6%)	3 (0.5%)
ENZYME PREPARATIONS	0	3 (0.5%)
SILYBUM MARIANUM	3 (0.5%)	0
BROMELAINS	2 (0.3%)	0
ENZYMES NOS;PANCREATIN	1 (0.2%)	1 (0.2%)
ZINGIBER OFFICINALE	1 (0.2%)	1 (0.2%)
ALBIZIA JULIBRISSIN	1 (0.2%)	0
ALPHA-D-GALACTOSIDASE	1 (0.2%)	0
AMMONIUM CHLORIDE;BETAINE HYDROCHLORIDE;PANCREAS EXTRACT;PANCREATIN;PEPSIN;SPLEEN;STEARIC ACID	0	1 (0.2%)
AMYLASE;BETAINE HYDROCHLORIDE;GLUCOAMYLASE;INVERTASE;LIPASE;OX BILE;PEPSIN;PEPTIDASE;PROTEASE NOS;TILACTASE	0	1 (0.2%)
ANEMARRHENA ASPHODELOIDES RHIZOME	1 (0.2%)	0
AZULENE SODIUM SULFONATE;LEVOGLUTAMIDE	0	1 (0.2%)
BETAINE HYDROCHLORIDE	0	1 (0.2%)
BIODIASTASE 1000;LIPASE;NEWLASE	1 (0.2%)	0

CALCIUM CARBONATE;DIASTASE;HERBAL EXTRACT NOS;MENTHOL;SIMALDRATE;SODIUM CARBONATE ANHYDROUS	0	1 (0.2%)
CITRUS AURANTIUM	1 (0.2%)	0
CITRUS RETICULATA FRUIT PEEL	1 (0.2%)	0
CROCUS SATIVUS	1 (0.2%)	0
DIMETICONE;HEMICELLULASE;OX BILE;PANCREATIN	1 (0.2%)	0
ENZYMES NOS	0	1 (0.2%)
ENZYMES NOS;PROBIOTICS NOS	0	1 (0.2%)
IRIS DOMESTICA	1 (0.2%)	0
OPHIOPOGON JAPONICUS	1 (0.2%)	0
OPHIOPOGON JAPONICUS ROOT	1 (0.2%)	0
PANCRELIPASE	0	1 (0.2%)
PHYLLANTHUS EMBLICA;TERMINALIA BELLIRICA;TERMINALIA CHEBULA	1 (0.2%)	0
PRUNELLA VULGARIS	1 (0.2%)	0
PRUNUS CERASUS	1 (0.2%)	0
TILACTASE	0	1 (0.2%)
ANTISEPTICS AND DISINFECTANTS		
Total number of patients with at least one treatment	16 (2.4%)	16 (2.4%)
Total number of treatments	19	22
CHLORHEXIDINE GLUCONATE	3 (0.5%)	3 (0.5%)
POVIDONE-IODINE	3 (0.5%)	2 (0.3%)
IODINE	1 (0.2%)	3 (0.5%)
ALUMINIUM	1 (0.2%)	1 (0.2%)
CHLORHEXIDINE	1 (0.2%)	1 (0.2%)
COPPER	1 (0.2%)	1 (0.2%)
VACCINIUM MYRTILLUS	0	2 (0.3%)
ALUMINIUM ACETOTARTRATE	0	1 (0.2%)
BENZETHONIUM CHLORIDE	1 (0.2%)	0
CALCIUM CHLORIDE DIHYDRATE;POLIHEXANIDE;POTASSIUM CHLORIDE;SODIUM CHLORIDE	1 (0.2%)	0
CHLORQUINALDOL	1 (0.2%)	0
COPPER SULFATE PENTAHYDRATE	0	1 (0.2%)
ETHANOL	1 (0.2%)	0
HYDROGEN PEROXIDE	0	1 (0.2%)
OCTENIDINE HYDROCHLORIDE;PHENOXYETHANOL	1 (0.2%)	0
OXYCHLOROSENE	0	1 (0.2%)
PHENOL	0	1 (0.2%)
PINUS SPP.	1 (0.2%)	0
SILVER	1 (0.2%)	0
SODIUM HYPOCHLORITE	0	1 (0.2%)
N/A		
Total number of patients with at least one treatment	10 (1.5%)	11 (1.7%)
Total number of treatments	17	12

ALLERGY MEDICATION	1 (0.2%)	4 (0.6%)
ALLIUM SATIVUM	3 (0.5%)	2 (0.3%)
RADIOTHERAPY	3 (0.5%)	2 (0.3%)
ARGININE	2 (0.3%)	1 (0.2%)
SALVIA OFFICINALIS	0	2 (0.3%)
BUTYL HYDROXYBENZOATE	1 (0.2%)	0
OTHER RESPIRATORY SYSTEM PRODUCTS		
Total number of patients with at least one treatment	12 (1.8%)	9 (1.4%)
Total number of treatments	25	11
AMBROXOL HYDROCHLORIDE	5 (0.8%)	5 (0.8%)
AMBROXOL	5 (0.8%)	2 (0.3%)
ASARUM SPP. ROOT;CINNAMOMUM CASSIA BARK;EPHEDRA SPP. HERB;GLYCYRRHIZA SPP. ROOT;PAEONIA LACTIFLORA ROOT;PINELLIA TERNATA TUBER;SCHISANDRA CHINENSIS FRUIT;ZINGIBER OFFICINALE RHIZOME	1 (0.2%)	1 (0.2%)
BUPLEURUM FALCATUM ROOT;CINNAMOMUM CASSIA BARK;GLYCYRRHIZA SPP. ROOT;PAEONIA LACTIFLORA ROOT;PANAX GINSENG ROOT;PINELLIA TERNATA TUBER;SCUTELLARIA BAICALENSIS ROOT;ZINGIBER OFFICINALE RHIZOME;ZIZIPHUS JUJUBA FRUIT	1 (0.2%)	0
CAFFEINE	0	1 (0.2%)
CITRUS RETICULATA FRUIT PEEL	1 (0.2%)	0
FALLOPIA MULTIFLORA	1 (0.2%)	0
GLYCYRRHIZA SPP. ROOT;OPHIOPOGON JAPONICUS TUBER;ORYZA SATIVA FRUIT;PANAX GINSENG ROOT;PINELLIA TERNATA TUBER;ZIZIPHUS JUJUBA FRUIT	0	1 (0.2%)
HERBAL RESPIRATORY SYSTEM REMEDIES, OTHER	1 (0.2%)	0
PELARGONIUM SIDOIDES EXTRACT	0	1 (0.2%)
CALCIUM HOMEOSTASIS		
Total number of patients with at least one treatment	6 (0.9%)	12 (1.8%)
Total number of treatments	6	12
CALCIFEDIOL	4 (0.6%)	8 (1.2%)
CALCITONIN, SALMON	1 (0.2%)	1 (0.2%)
TERIPARATIDE ACETATE	1 (0.2%)	1 (0.2%)
ELCATONIN	0	1 (0.2%)
TERIPARATIDE	0	1 (0.2%)
OTHER DRUGS FOR DISORDERS OF THE MUSCULO-SKELETAL SYSTEM		
Total number of patients with at least one treatment	12 (1.8%)	6 (0.9%)
Total number of treatments	24	6
HYALURONATE SODIUM	4 (0.6%)	2 (0.3%)
HYLAN G-F 20	3 (0.5%)	0
BROMELAINS	2 (0.3%)	0

HYALURONIC ACID	1 (0.2%)	1 (0.2%)
CLOMIPRAMINE	0	1 (0.2%)
CLOMIPRAMINE HYDROCHLORIDE	1 (0.2%)	0
ENZYMES NOS	0	1 (0.2%)
PRONASE	1 (0.2%)	0
RIBONUCLEIC ACID	0	1 (0.2%)
CONTRAST MEDIA		
Total number of patients with at least one treatment	7 (1.1%)	9 (1.4%)
Total number of treatments	9	10
IOHEXOL	2 (0.3%)	4 (0.6%)
IOPAMIDOL	2 (0.3%)	4 (0.6%)
IOVERSOL	2 (0.3%)	0
BARIUM SULFATE	1 (0.2%)	0
MEGLUMINE AMIDOTRIZOATE;SODIUM AMIDOTRIZOATE	1 (0.2%)	0
MEGLUMINE GADOTERATE	0	1 (0.2%)
PERFLUBUTANE	0	1 (0.2%)
SODIUM BICARBONATE;TARTARIC ACID	1 (0.2%)	0
IMMUNOSTIMULANTS		
Total number of patients with at least one treatment	10 (1.5%)	6 (0.9%)
Total number of treatments	10	8
ECHINACEA SPP.	2 (0.3%)	2 (0.3%)
ANDROGRAPHIS PANICULATA;ASCORBIC ACID;ASTRAGALUS PROPINQUUS;BETACAROTENE;ECHINACEA PURPUREA;LYSINE HYDROCHLORIDE;MALPIGHIA GLABRA;MECOBALAMIN;PANTOTHENIC ACID;RETINOL PALMITATE;SAMBUCUS NIGRA;ZINC	0	1 (0.2%)
ASCORBIC ACID;CALCIUM;CORDYCEPS SINENSIS;GANODERMA LUCIDUM;GRIFOLA FRONDOSA;HERICIUM ERINACEUS;VITAMIN D NOS	1 (0.2%)	0
ASTRAGALUS SPP.	1 (0.2%)	0
AZOXIMER BROMIDE	1 (0.2%)	0
BCG VACCINE LIVE INTRAVESICAL	1 (0.2%)	0
BETA GLUCAN	1 (0.2%)	0
FILGRASTIM	0	1 (0.2%)
GANODERMA LUCIDUM	0	1 (0.2%)
HERBAL IMMUNOMODULATORS	0	1 (0.2%)
INTERFERON ALFA-2B	0	1 (0.2%)
RIBONUCLEIC ACID	0	1 (0.2%)
SILVER	1 (0.2%)	0
TRAMETES VERSICOLOR	1 (0.2%)	0
TUMOR NECROSIS FACTOR NOS	1 (0.2%)	0
ANTIOBESITY PREPARATIONS, EXCL. DIET PRODUCTS		
Total number of patients with at least one treatment	10 (1.5%)	5 (0.8%)
Total number of treatments	11	5

PLANTAGO OVATA	6 (0.9%)	3 (0.5%)
ACETYLCARNITINE HYDROCHLORIDE	2 (0.3%)	0
AMFETAMINE ASPARTATE;AMFETAMINE SULFATE;DEXAMFETAMINE SACCHARATE;DEXAMFETAMINE SULFATE	0	1 (0.2%)
CAMELLIA SINENSIS	1 (0.2%)	0
COLLAGEN	1 (0.2%)	0
DEXTRIN	1 (0.2%)	0
LIRAGLUTIDE	0	1 (0.2%)
ANTIMYCOBACTERIALS		
Total number of patients with at least one treatment	12 (1.8%)	2 (0.3%)
Total number of treatments	19	2
ANTIBIOTICS	10 (1.5%)	2 (0.3%)
ANEMARRHENA ASPHODELOIDES RHIZOME	1 (0.2%)	0
ETHAMBUTOL	1 (0.2%)	0
ETHAMBUTOL DIHYDROCHLORIDE;ISONIAZID;PYRAZINAMIDE;RIFAMPICIN	1 (0.2%)	0
ISONIAZID;PYRIDOXINE	1 (0.2%)	0
PYRAZINAMIDE	1 (0.2%)	0
ANTIPSORIATICS		
Total number of patients with at least one treatment	7 (1.1%)	7 (1.1%)
Total number of treatments	8	8
CALCITRIOL	3 (0.5%)	2 (0.3%)
CALCIPOTRIOL	2 (0.3%)	1 (0.2%)
MENTHOL;METHYL SALICYLATE	0	2 (0.3%)
ANGELICA SINENSIS ROOT	1 (0.2%)	0
BETAMETHASONE DIPROPIONATE;CALCIPOTRIOL	1 (0.2%)	0
BETAMETHASONE DIPROPIONATE;CALCIPOTRIOL MONOHYDRATE	0	1 (0.2%)
BETAMETHASONE;CALCIPOTRIOL	0	1 (0.2%)
DICTAMNUS DASYCARPUS	1 (0.2%)	0
ANABOLIC AGENTS FOR SYSTEMIC USE		
Total number of patients with at least one treatment	2 (0.3%)	9 (1.4%)
Total number of treatments	3	11
STEROIDS	2 (0.3%)	8 (1.2%)
PRASTERONE	0	1 (0.2%)
ECTOPARASITICIDES, INCL. SCABICIDES, INSECTICIDES AND REPELLENTS		
Total number of patients with at least one treatment	6 (0.9%)	4 (0.6%)
Total number of treatments	10	5
DIMETICONE	2 (0.3%)	2 (0.3%)
CROTAMITON	0	2 (0.3%)

IVERMECTIN	2 (0.3%)	0
CITRUS AURANTIUM	1 (0.2%)	0
LYCIUM BARBARUM FRUIT	1 (0.2%)	0
SULFUR	1 (0.2%)	0
OTHER HEMATOLOGICAL AGENTS		
Total number of patients with at least one treatment	6 (0.9%)	4 (0.6%)
Total number of treatments	10	4
HYDROXYCARBAMIDE	2 (0.3%)	2 (0.3%)
BROMELAINS	2 (0.3%)	0
BROMELAINS;CYSTEINE	0	1 (0.2%)
ENZYMES NOS	0	1 (0.2%)
HYALURONIDASE	1 (0.2%)	0
PRONASE	1 (0.2%)	0
STREPTODORNASE;STREPTOKINASE	1 (0.2%)	0
APPETITE STIMULANTS		
Total number of patients with at least one treatment	4 (0.6%)	3 (0.5%)
Total number of treatments	5	3
CANNABIS SATIVA	2 (0.3%)	1 (0.2%)
ACORUS CALAMUS RHIZOME	0	1 (0.2%)
CYPROHEPTADINE	1 (0.2%)	0
EQUISETUM HYEMALE HERB	1 (0.2%)	0
MEGESTROL ACETATE	0	1 (0.2%)
PITUITARY AND HYPOTHALAMIC HORMONES AND ANALOGUES		
Total number of patients with at least one treatment	1 (0.2%)	4 (0.6%)
Total number of treatments	1	4
LEUPRORELIN ACETATE	0	3 (0.5%)
OCTREOTIDE ACETATE	1 (0.2%)	0
VASOPRESSIN	0	1 (0.2%)
PANCREATIC HORMONES		
Total number of patients with at least one treatment	1 (0.2%)	3 (0.5%)
Total number of treatments	1	4
GLUCAGON	1 (0.2%)	3 (0.5%)
ANTHELMINTICS		
Total number of patients with at least one treatment	3 (0.5%)	0
Total number of treatments	13	0
IVERMECTIN	2 (0.3%)	0
ALBIZIA JULIBRISSIN	1 (0.2%)	0
PRUNELLA VULGARIS	1 (0.2%)	0
PRUNUS MUME FRUIT	1 (0.2%)	0

IMMUNE SERA AND IMMUNOGLOBULINS		
Total number of patients with at least one treatment	2 (0.3%)	0
Total number of treatments	2	0
SPECIFIC IMMUNOGLOBULINS	2 (0.3%)	0
THERAPEUTIC RADIOPHARMACEUTICALS		
Total number of patients with at least one treatment	1 (0.2%)	1 (0.2%)
Total number of treatments	1	1
ANTIINFLAMMATORY AGENTS	0	1 (0.2%)
STRONTIUM	1 (0.2%)	0
DIAGNOSTIC RADIOPHARMACEUTICALS		
Total number of patients with at least one treatment	1 (0.2%)	0
Total number of treatments	1	0
TECHNETIUM TC 99M OXIDRONATE	1 (0.2%)	0
INVESTIGATIONAL DRUG		
Total number of patients with at least one treatment	1 (0.2%)	0
Total number of treatments	1	0
CASIRIVIMAB;IMDEVIMAB	1 (0.2%)	0

Treatments are coded using the WHO Drug Global B3 Format dictionary Version September 1, 2020. Treatments can appear under multiple classes.
Multiple uses of a specific medication for a patient were counted once in the frequency for the medication.
Likewise, multiple uses within a specific medication class for a patient were counted once in the frequency for the medication class.
For frequency counts in the "total number of treatments", multiple uses of the same treatment for a patient were counted separately.
Clinical cut-off: TENAYA 24MAR2022 and LUCERNE 23MAR2022

Program: root/clinical_studies/RO6867461/CDPT7716/share/ACE_pool_nAMD_Base/prod/program/t_cm.sas
Output: root/clinical_studies/RO6867461/CDPT7716/share/ACE_pool_nAMD_CSR_Final/prod/output/t_cm_CONC_NOCUL_IT_MAR2022_nAMD.xls
28APR2022 11:39

POPULATION: Intent-To-Treat Population, TENAYA
ENDPOINT: --
MODEL: descriptive
STUDY: GR40306 & GR40844
Concomitant Non-Ocular Medications by Medication Class and Preferred Name

ATC Class Level 2 Other Treatment	Faricimab (N=334)	Aflibercept (N=337)
Total number of patients with at least one treatment	329 (98.5%)	333 (98.8%)
Total number of treatments	4325	4502
VACCINES		
Total number of patients with at least one treatment	223 (66.8%)	225 (66.8%)
Total number of treatments	550	577
TOZINAMERAN	136 (40.7%)	144 (42.7%)
ELASOMERAN	50 (15.0%)	53 (15.7%)
INFLUENZA VACCINE	50 (15.0%)	45 (13.4%)
COVID-19 VACCINE	14 (4.2%)	16 (4.7%)
COVID-19 VACCINE NRVV AD (CHADOX1 NCOV-19)	12 (3.6%)	8 (2.4%)
PNEUMOCOCCAL VACCINE	6 (1.8%)	4 (1.2%)
VARICELLA ZOSTER VACCINE	6 (1.8%)	4 (1.2%)
COVID-19 VACCINE INACT (VERO) CZ02	4 (1.2%)	5 (1.5%)
COVID-19 VACCINE NRVV AD26 (JNJ 78436735)	5 (1.5%)	4 (1.2%)
VARICELLA ZOSTER VACCINE RGE (CHO)	7 (2.1%)	2 (0.6%)
INFLUENZA VACCINE INACT SPLIT 4V	2 (0.6%)	3 (0.9%)
COVID-19 VACCINE INACT (VERO) HB02	2 (0.6%)	2 (0.6%)
INFLUENZA VACCINE INACT SAG 4V	2 (0.6%)	2 (0.6%)
PNEUMOCOCCAL VACCINE POLYSACCH 23V	3 (0.9%)	1 (0.3%)
TETANUS VACCINE	2 (0.6%)	2 (0.6%)
INFLUENZA VACCINE INACT SAG 3V	1 (0.3%)	2 (0.6%)
PNEUMOCOCCAL VACCINE CONJ 13V (CRM197)	1 (0.3%)	2 (0.6%)
VACCINES	2 (0.6%)	1 (0.3%)
COVID-19 VACCINE NRVV AD26 (GAM-COVID-VAC)	1 (0.3%)	1 (0.3%)
DIPHTHERIA VACCINE TOXOID;PERTUSSIS VACCINE ACELLULAR 3-COMPONENT;TETANUS VACCINE TOXOID	2 (0.6%)	0
TICK-BORNE ENCEPHALITIS VACCINE INACT (NEUV)	1 (0.3%)	1 (0.3%)
DIPHTHERIA VACCINE TOXOID;PERTUSSIS VACCINE ACELLULAR 5-COMPONENT;TETANUS VACCINE TOXOID	1 (0.3%)	0
DIPHTHERIA VACCINE TOXOID;PERTUSSIS VACCINE ACELLULAR;TETANUS VACCINE TOXOID	0	1 (0.3%)
HEPATITIS B VACCINE	0	1 (0.3%)
HEPATITIS VACCINES	0	1 (0.3%)
OTHER VACCINES	0	1 (0.3%)

RABIES VACCINE	1 (0.3%)	0
TYPHOID VACCINE	0	1 (0.3%)
VARICELLA ZOSTER VACCINE LIVE (OKA/MERCK)	1 (0.3%)	0
ANALGESICS		
Total number of patients with at least one treatment	202 (60.5%)	226 (67.1%)
Total number of treatments	408	512
ACETYLSALICYLIC ACID	103 (30.8%)	124 (36.8%)
PARACETAMOL	76 (22.8%)	82 (24.3%)
GABAPENTIN	17 (5.1%)	30 (8.9%)
METOPROLOL	22 (6.6%)	21 (6.2%)
TRAMADOL	13 (3.9%)	17 (5.0%)
METOPROLOL SUCCINATE	6 (1.8%)	17 (5.0%)
METOPROLOL TARTRATE	8 (2.4%)	10 (3.0%)
CODEINE PHOSPHATE;PARACETAMOL	9 (2.7%)	7 (2.1%)
OXYCODONE	4 (1.2%)	12 (3.6%)
PREGABALIN	10 (3.0%)	5 (1.5%)
MORPHINE	6 (1.8%)	6 (1.8%)
FENTANYL	3 (0.9%)	8 (2.4%)
HYDROCODONE BITARTRATE;PARACETAMOL	4 (1.2%)	7 (2.1%)
AMITRIPTYLINE	6 (1.8%)	4 (1.2%)
HYDROCODONE;PARACETAMOL	4 (1.2%)	6 (1.8%)
PARACETAMOL;TRAMADOL HYDROCHLORIDE	4 (1.2%)	6 (1.8%)
HYDROCODONE	2 (0.6%)	6 (1.8%)
MORPHINE SULFATE	3 (0.9%)	5 (1.5%)
TRAMADOL HYDROCHLORIDE	3 (0.9%)	5 (1.5%)
DULOXETINE	2 (0.6%)	5 (1.5%)
HYDROMORPHONE HYDROCHLORIDE	2 (0.6%)	5 (1.5%)
METAMIZOLE SODIUM	3 (0.9%)	4 (1.2%)
CODEINE	2 (0.6%)	4 (1.2%)
DULOXETINE HYDROCHLORIDE	4 (1.2%)	2 (0.6%)
OXYCODONE;PARACETAMOL	3 (0.9%)	3 (0.9%)
CANNABIDIOL	2 (0.6%)	3 (0.9%)
ACETYLSALICYLIC ACID;CAFFEINE;PARACETAMOL	2 (0.6%)	2 (0.6%)
DEXTROMETHORPHAN HYDROBROMIDE;DOXYLAMINE SUCCINATE;EPHEDRINE SULFATE;ETHANOL;PARACETAMOL	1 (0.3%)	3 (0.9%)
DEXTROMETHORPHAN HYDROBROMIDE;PARACETAMOL;PSEUDOEPHEDRINE HYDROCHLORIDE	2 (0.6%)	2 (0.6%)
DIPHENHYDRAMINE HYDROCHLORIDE;PARACETAMOL	2 (0.6%)	2 (0.6%)
OXYCODONE HYDROCHLORIDE;PARACETAMOL	2 (0.6%)	2 (0.6%)
PROPRANOLOL	3 (0.9%)	1 (0.3%)
VENLAFAXINE	3 (0.9%)	1 (0.3%)
ANALGESICS	3 (0.9%)	0
CAFFEINE;CODEINE PHOSPHATE;PARACETAMOL	1 (0.3%)	2 (0.6%)
CARBAMAZEPINE	1 (0.3%)	2 (0.6%)
CLONIDINE	2 (0.6%)	1 (0.3%)
CODEINE PHOSPHATE	3 (0.9%)	0
CORTICOSTEROID NOS	3 (0.9%)	0

FENTANYL CITRATE	1 (0.3%)	2 (0.6%)
HYDROMORPHONE	1 (0.3%)	2 (0.6%)
OXYCODONE HYDROCHLORIDE	2 (0.6%)	1 (0.3%)
SALICYLIC ACID	2 (0.6%)	1 (0.3%)
VERAPAMIL	1 (0.3%)	2 (0.6%)
ACETYLSALICYLIC ACID;MAGNESIUM HYDROXIDE	1 (0.3%)	1 (0.3%)
AMITRIPTYLINE HYDROCHLORIDE	0	2 (0.6%)
BOTULINUM TOXIN TYPE A	1 (0.3%)	1 (0.3%)
CAFFEINE;CODEINE;PARACETAMOL	1 (0.3%)	1 (0.3%)
CANNABIS SATIVA	1 (0.3%)	1 (0.3%)
CHLORPHENAMINE MALEATE;PARACETAMOL	1 (0.3%)	1 (0.3%)
CLONIDINE HYDROCHLORIDE	0	2 (0.6%)
CODEINE PHOSPHATE HEMIHYDRATE;PARACETAMOL	2 (0.6%)	0
DIHYDROCODEINE	1 (0.3%)	1 (0.3%)
METAMIZOLE	1 (0.3%)	1 (0.3%)
SUMATRIPTAN	1 (0.3%)	1 (0.3%)
VENLAFAXINE HYDROCHLORIDE	1 (0.3%)	1 (0.3%)
VERAPAMIL HYDROCHLORIDE	0	2 (0.6%)
ACETYLSALICYLIC ACID;CAFFEINE;CHLORPHENAMINE MALEATE;PARACETAMOL	0	1 (0.3%)
ANILIDES	0	1 (0.3%)
APRONAL;CAFFEINE;PARACETAMOL;PROPYPHENAZONE	0	1 (0.3%)
ARTEMISIA ARGYI	1 (0.3%)	0
ASCORBIC ACID;CAFFEINE;CHLORPHENAMINE MALEATE;PARACETAMOL	0	1 (0.3%)
ASCORBIC ACID;PARACETAMOL;PHENYLEPHRINE HYDROCHLORIDE;SODIUM CITRATE	0	1 (0.3%)
ATROPA BELLADONNA TOTAL ALKALOID EXTRACT;BENFOTIAMINE;BROMHEXINE HYDROCHLORIDE;CAFFEINE;CLEMASTINE FUMARATE;DIHYDROCODEINE PHOSPHATE;METHYLEPHEDRINE HYDROCHLORIDE-DL;NOSCAPINE;PARACETAMOL	0	1 (0.3%)
BENFOTIAMINE;CAFFEINE;CLEMASTINE FUMARATE;DIHYDROCODEINE PHOSPHATE;METHYLEPHEDRINE HYDROCHLORIDE-DL;NOSCAPINE;PARACETAMOL;SULFOGAIACOL	0	1 (0.3%)
BROMISOVAL;DIHYDROCODEINE PHOSPHATE;DIPHENHYDRAMINE SALICYLATE;DIPROPHYLLINE;METHYLEPHEDRINE HYDROCHLORIDE-DL;PARACETAMOL	0	1 (0.3%)
BUPRENORPHINE	0	1 (0.3%)
CAFFEINE;CHLORPHENAMINE MALEATE;PARACETAMOL;PHENYLPROPANOLAMINE HYDROCHLORIDE	0	1 (0.3%)
CAFFEINE;CHLORPHENAMINE MALEATE;PARACETAMOL;SALICYLAMIDE	1 (0.3%)	0
CAFFEINE;CHLORPHENAMINE;DIHYDROCODEINE;GLYCYRRHIZA GLABRA;METHYLEPHEDRINE;PARACETAMOL	1 (0.3%)	0
CAFFEINE;DROTAVERINE HYDROCHLORIDE;NAPROXEN;PARACETAMOL;PHENIRAMINE MALEATE	0	1 (0.3%)

CLOMIPRAMINE HYDROCHLORIDE	1 (0.3%)	0
CROCUS SATIVUS	1 (0.3%)	0
DEXTROMETHORPHAN HYDROBROMIDE;GUAIFENESIN;PARACETAMOL;PHENYLEPHRINE HYDROCHLORIDE	0	1 (0.3%)
DEXTROMETHORPHAN HYDROBROMIDE;GUAIFENESIN;PARACETAMOL;PSEUDOEPHEDRINE HYDROCHLORIDE	0	1 (0.3%)
DEXTROMETHORPHAN HYDROBROMIDE;PARACETAMOL;PHENYLEPHRINE HYDROCHLORIDE	1 (0.3%)	0
DICLOFENAC;PARACETAMOL	1 (0.3%)	0
DIHYDROCODEINE BITARTRATE;PARACETAMOL	1 (0.3%)	0
DIHYDROCODEINE PHOSPHATE	1 (0.3%)	0
HYDROCODONE;IBUPROFEN	1 (0.3%)	0
MENTHOL	0	1 (0.3%)
MENTHOL;PARACETAMOL	1 (0.3%)	0
METAMIZOLE MAGNESIUM	0	1 (0.3%)
MIROGABALIN BESILATE	1 (0.3%)	0
MORPHINE HYDROCHLORIDE	0	1 (0.3%)
NALOXONE HYDROCHLORIDE;OXYCODONE HYDROCHLORIDE	1 (0.3%)	0
NALOXONE;OXYCODONE	0	1 (0.3%)
OXCARBAZEPINE	0	1 (0.3%)
PARACETAMOL;TRAMADOL	1 (0.3%)	0
PENTAZOCINE	0	1 (0.3%)
PETHIDINE	0	1 (0.3%)
PETHIDINE HYDROCHLORIDE	1 (0.3%)	0
PRUNUS CERASUS	1 (0.3%)	0
TAPENTADOL	1 (0.3%)	0
TAPENTADOL HYDROCHLORIDE	1 (0.3%)	0
OPHTHALMOLOGICALS		
Total number of patients with at least one treatment	201 (60.2%)	220 (65.3%)
Total number of treatments	527	586
ASCORBIC ACID	24 (7.2%)	26 (7.7%)
POTASSIUM CHLORIDE	24 (7.2%)	21 (6.2%)
PREDNISONE	21 (6.3%)	20 (5.9%)
SODIUM CHLORIDE	15 (4.5%)	20 (5.9%)
AZITHROMYCIN	15 (4.5%)	18 (5.3%)
MINERALS NOS;VITAMINS NOS	21 (6.3%)	11 (3.3%)
DICLOFENAC	16 (4.8%)	13 (3.9%)
ASCORBIC ACID;COPPER;VITAMIN E NOS;XANTOFYL;ZEAXANTHIN;ZINC	9 (2.7%)	17 (5.0%)
UBIDECARENONE	11 (3.3%)	15 (4.5%)
CYANOCOBALAMIN	15 (4.5%)	10 (3.0%)
LIDOCAINE	9 (2.7%)	15 (4.5%)
OTHER OPHTHALMOLOGICALS	11 (3.3%)	13 (3.9%)
MELOXICAM	12 (3.6%)	11 (3.3%)
ASCORBIC ACID;BETACAROTENE;CUPRIC OXIDE;TOCOPHERYL ACETATE;ZINC OXIDE	12 (3.6%)	10 (3.0%)

CETIRIZINE HYDROCHLORIDE	13 (3.9%)	9 (2.7%)
ASCORBIC ACID;CUPRIC OXIDE;DL-ALPHA TOCOPHERYL ACETATE;XANTOFYL;ZEAXANTHIN;ZINC OXIDE	10 (3.0%)	11 (3.3%)
CIPROFLOXACIN	9 (2.7%)	11 (3.3%)
LEVOFLOXACIN	8 (2.4%)	10 (3.0%)
NAPROXEN SODIUM	7 (2.1%)	10 (3.0%)
DICLOFENAC SODIUM	5 (1.5%)	10 (3.0%)
METHYLPREDNISOLONE	7 (2.1%)	7 (2.1%)
POTASSIUM	6 (1.8%)	8 (2.4%)
REBAMIPIDE	7 (2.1%)	7 (2.1%)
TRIAMCINOLONE ACETONIDE	3 (0.9%)	11 (3.3%)
DEXAMETHASONE	10 (3.0%)	3 (0.9%)
HYDROCORTISONE	5 (1.5%)	8 (2.4%)
NAPROXEN	5 (1.5%)	6 (1.8%)
XANTOFYL	6 (1.8%)	5 (1.5%)
CORTISONE	5 (1.5%)	5 (1.5%)
EPINEPHRINE	6 (1.8%)	4 (1.2%)
HEPARIN	5 (1.5%)	5 (1.5%)
PREDNISOLONE	3 (0.9%)	6 (1.8%)
ZINC	4 (1.2%)	5 (1.5%)
ACETYLCYSTEINE	5 (1.5%)	3 (0.9%)
VANCOMYCIN	1 (0.3%)	7 (2.1%)
ACICLOVIR	4 (1.2%)	3 (0.9%)
CETIRIZINE	4 (1.2%)	3 (0.9%)
FLUCONAZOLE	4 (1.2%)	3 (0.9%)
TRIAMCINOLONE	4 (1.2%)	3 (0.9%)
CEFUROXIME	3 (0.9%)	3 (0.9%)
HEPARIN SODIUM	4 (1.2%)	1 (0.3%)
PARAFFIN	1 (0.3%)	4 (1.2%)
ANTIBIOTICS	4 (1.2%)	0
ASCORBIC ACID;TOCOPHERYL ACETATE;XANTOFYL;ZEAXANTHIN;ZINC	3 (0.9%)	1 (0.3%)
AZELASTINE	2 (0.6%)	2 (0.6%)
BETAMETHASONE DIPROPIONATE	2 (0.6%)	2 (0.6%)
BETAMETHASONE VALERATE	2 (0.6%)	2 (0.6%)
DIFLUPREDNATE	2 (0.6%)	2 (0.6%)
ERYTHROMYCIN	0	4 (1.2%)
GENTAMICIN	1 (0.3%)	3 (0.9%)
HEPARINOID	2 (0.6%)	2 (0.6%)
HYALURONATE SODIUM	2 (0.6%)	2 (0.6%)
INDOMETACIN	1 (0.3%)	3 (0.9%)
MACROGOL	1 (0.3%)	3 (0.9%)
METHYLPREDNISOLONE ACETATE	2 (0.6%)	2 (0.6%)
POVIDONE-IODINE	2 (0.6%)	2 (0.6%)
STEROIDS	2 (0.6%)	2 (0.6%)
ZINC SULFATE	2 (0.6%)	2 (0.6%)
BEPOTASTINE BESILATE	0	3 (0.9%)
BETAMETHASONE SODIUM PHOSPHATE	2 (0.6%)	1 (0.3%)
BETAMETHASONE VALERATE;GENTAMICIN SULFATE	1 (0.3%)	2 (0.6%)

CHLORHEXIDINE GLUCONATE	1 (0.3%)	2 (0.6%)
CIPROFLOXACIN HYDROCHLORIDE	2 (0.6%)	1 (0.3%)
CLONIDINE	2 (0.6%)	1 (0.3%)
CORTICOSTEROID NOS	3 (0.9%)	0
DIMETICONE	1 (0.3%)	2 (0.6%)
GLYCEROL	1 (0.3%)	2 (0.6%)
KETOROLAC TROMETHAMINE	2 (0.6%)	1 (0.3%)
MESO ZEAXANTHIN;XANTOFYL;ZEAXANTHIN	2 (0.6%)	1 (0.3%)
OXYMETAZOLINE	1 (0.3%)	2 (0.6%)
OXYMETAZOLINE HYDROCHLORIDE	1 (0.3%)	2 (0.6%)
SALICYLIC ACID	2 (0.6%)	1 (0.3%)
TROXERUTIN	1 (0.3%)	2 (0.6%)
ASCORBIC ACID;CUPRIC OXIDE;CYANOCOBALAMIN;FOLIC ACID;PYRIDOXINE HYDROCHLORIDE;TOCOPHERYL ACID SUCCINATE;XANTOFYL;ZEAXANTHIN;ZINC OXIDE	0	2 (0.6%)
ASCORBIC ACID;CUPRIC OXIDE;DL-ALPHA TOCOPHERYL ACETATE;XANTOFYL;ZINC OXIDE	0	2 (0.6%)
AZELASTINE HYDROCHLORIDE	1 (0.3%)	1 (0.3%)
BETAMETHASONE	0	2 (0.6%)
BETAXOLOL HYDROCHLORIDE	1 (0.3%)	1 (0.3%)
BUPIVACAINE HYDROCHLORIDE	0	2 (0.6%)
CLONIDINE HYDROCHLORIDE	0	2 (0.6%)
CLOTRIMAZOLE	0	2 (0.6%)
DEXPANTHENOL	0	2 (0.6%)
FLUOCINOLONE ACETONIDE	2 (0.6%)	0
FLURBIPROFEN	0	2 (0.6%)
FUSIDIC ACID	1 (0.3%)	1 (0.3%)
GUAIAZULENE	0	2 (0.6%)
HYLAN G-F 20	2 (0.6%)	0
IODINE	1 (0.3%)	1 (0.3%)
LEVOFLOXACIN HEMIHYDRATE	1 (0.3%)	1 (0.3%)
MUCOPOLYSACCHARIDE POLYSULFURIC ACID ESTER	2 (0.6%)	0
OLOPATADINE HYDROCHLORIDE	0	2 (0.6%)
PANCREATIN	1 (0.3%)	1 (0.3%)
SODIUM GUALENATE HYDRATE	0	2 (0.6%)
VACCINIUM MYRTILLUS FRUIT	1 (0.3%)	1 (0.3%)
XYLOMETAZOLINE HYDROCHLORIDE	1 (0.3%)	1 (0.3%)
ZEAXANTHIN	1 (0.3%)	1 (0.3%)
ACETAZOLAMIDE	1 (0.3%)	0
ADENOSINE	1 (0.3%)	0
ALBUMIN HUMAN	0	1 (0.3%)
ALLERGY MEDICATION	0	1 (0.3%)
AMPICILLIN	1 (0.3%)	0
ANESTHETICS, LOCAL	0	1 (0.3%)
ANTHOCYANOSIDES;ASTAXANTHIN;XANTOFYL;ZEAXANTHIN	1 (0.3%)	0
ASCORBIC ACID;CAMELLIA SINENSIS;COPPER;SELENIUM;TAGETES ERECTA EXTRACT;VACCINIUM MYRTILLUS EXTRACT;VITAMIN E NOS;ZINC	0	1 (0.3%)

ASCORBIC ACID;COPPER GLUCONATE;DL-ALPHA TOCOPHERYL ACETATE;XANTOFYL;ZEAXANTHIN;ZINC OXIDE	1 (0.3%)	0
ASCORBIC ACID;CUPRIC OXIDE;CYANOCOBALAMIN;FOLIC ACID;PYRIDOXINE;TOCOPHEROL;XANTOFYL;ZEAXANTHIN;ZINC	0	1 (0.3%)
ASCORBIC ACID;SELENIUM;VITAMIN E NOS;XANTOFYL;ZEAXANTHIN;ZINC	0	1 (0.3%)
ATROPINE	0	1 (0.3%)
ATROPINE SULFATE	1 (0.3%)	0
BACITRACIN	1 (0.3%)	0
BACITRACIN;NEOMYCIN SULFATE	0	1 (0.3%)
BENZYLPENICILLIN POTASSIUM	1 (0.3%)	0
BETACAROTENE;LYCIUM BARBARUM FRUIT;MALPIGHIA GLABRA;TAGETES ERECTA FLOWER;TOCOPHEROL	0	1 (0.3%)
BUPIVACAINE	0	1 (0.3%)
CARTEOLOL HYDROCHLORIDE	1 (0.3%)	0
CHLORAMPHENICOL	1 (0.3%)	0
CHLORHEXIDINE	0	1 (0.3%)
CHONDROITIN SULFATE	0	1 (0.3%)
CICLOSPORIN	0	1 (0.3%)
CIPROFLOXACIN HYDROCHLORIDE;DEXAMETHASONE	0	1 (0.3%)
CROTAMITON;HYDROCORTISONE	0	1 (0.3%)
DEXAMETHASONE VALERATE	0	1 (0.3%)
DEXAMETHASONE;TOBRAMYCIN	0	1 (0.3%)
DICLOFENAC DIETHYLAMINE	0	1 (0.3%)
EPHEDRINE HYDROCHLORIDE	1 (0.3%)	0
EPINASTINE	0	1 (0.3%)
EPINASTINE HYDROCHLORIDE	1 (0.3%)	0
FAMCICLOVIR	0	1 (0.3%)
FISH OIL;MINERALS NOS;VITAMINS NOS;XANTOFYL;ZEAXANTHIN	0	1 (0.3%)
FLUDROCORTISONE ACETATE	1 (0.3%)	0
FLURBIPROFEN AXETIL	0	1 (0.3%)
FUSIDATE SODIUM	1 (0.3%)	0
GENTAMICIN SULFATE	0	1 (0.3%)
HYDROCORTISONE ACETATE;NEOMYCIN SULFATE	0	1 (0.3%)
HYDROCORTISONE PROBUTAT	0	1 (0.3%)
HYDROCORTISONE;NEOMYCIN SULFATE;POLYMYXIN B SULFATE	1 (0.3%)	0
HYETELLOSE	1 (0.3%)	0
INTERFERON ALFA-2B	0	1 (0.3%)
ISOSORBIDE	1 (0.3%)	0
KETOROLAC	1 (0.3%)	0
METHYLCELLULOSE	1 (0.3%)	0
METHYLETHYLPIRIDINOL	1 (0.3%)	0
NAPHAZOLINE NITRATE	0	1 (0.3%)
NEOSTIGMINE	1 (0.3%)	0
NORFLOXACIN	1 (0.3%)	0
OFLOXACIN	0	1 (0.3%)

PHENYLEPHRINE	0	1 (0.3%)
PHOSPHORIC ACID SODIUM	1 (0.3%)	0
PINDOLOL	1 (0.3%)	0
PIROXICAM BETADEX	0	1 (0.3%)
POTASSIUM IODIDE	1 (0.3%)	0
POTASSIUM;SODIUM CHLORIDE	0	1 (0.3%)
PRANOPROFEN	0	1 (0.3%)
PROPYLENE GLYCOL	1 (0.3%)	0
RETINOL	1 (0.3%)	0
SODIUM PHOSPHATE	0	1 (0.3%)
SODIUM PHOSPHATE DIBASIC;SODIUM PHOSPHATE MONOBASIC	1 (0.3%)	0
TAURINE	1 (0.3%)	0
VACCINIUM MYRTILLUS	0	1 (0.3%)
VANCOMYCIN HYDROCHLORIDE	0	1 (0.3%)
VIDARABINE	1 (0.3%)	0
TOPICAL PRODUCTS FOR JOINT AND MUSCULAR PAIN		
Total number of patients with at least one treatment	178 (53.3%)	194 (57.6%)
Total number of treatments	266	292
ACETYLSALICYLIC ACID	103 (30.8%)	124 (36.8%)
IBUPROFEN	33 (9.9%)	29 (8.6%)
DICLOFENAC	16 (4.8%)	13 (3.9%)
FOLIC ACID	12 (3.6%)	11 (3.3%)
MELOXICAM	12 (3.6%)	11 (3.3%)
LOXOPROFEN SODIUM	9 (2.7%)	9 (2.7%)
NAPROXEN SODIUM	7 (2.1%)	10 (3.0%)
DICLOFENAC SODIUM	5 (1.5%)	10 (3.0%)
NAPROXEN	5 (1.5%)	6 (1.8%)
GLUCOSAMINE	5 (1.5%)	5 (1.5%)
KETOPROFEN	5 (1.5%)	5 (1.5%)
NICOTINIC ACID	4 (1.2%)	4 (1.2%)
CHONDROITIN;GLUCOSAMINE	3 (0.9%)	2 (0.6%)
HEPARINOID	2 (0.6%)	2 (0.6%)
INDOMETACIN	1 (0.3%)	3 (0.9%)
LOXOPROFEN	2 (0.6%)	2 (0.6%)
NIMESULIDE	1 (0.3%)	2 (0.6%)
SALICYLIC ACID	2 (0.6%)	1 (0.3%)
DEXKETOPROFEN TROMETAMOL	2 (0.6%)	0
FELBINAC	1 (0.3%)	1 (0.3%)
FLURBIPROFEN	0	2 (0.6%)
METHYLSULFONYLMETHANE	1 (0.3%)	1 (0.3%)
MUCOPOLYSACCHARIDE POLYSULFURIC ACID ESTER	2 (0.6%)	0
TOLPERISONE HYDROCHLORIDE	1 (0.3%)	1 (0.3%)
ACECLOFENAC	0	1 (0.3%)
BENZYDAMINE HYDROCHLORIDE	0	1 (0.3%)
CAMPHOR;ENOXOLONE;LEVOMENTHOL;METHYL SALICYLATE	1 (0.3%)	0
CAMPHOR;MENTHOL	0	1 (0.3%)

CAPSAICIN	1 (0.3%)	0
CHONDROITIN SULFATE	0	1 (0.3%)
CHONDROITIN SULFATE SODIUM;GLUCOSAMINE	1 (0.3%)	0
CHONDROITIN SULFATE;GLUCOSAMINE	1 (0.3%)	0
CHONDROITIN SULFATE;GLUCOSAMINE HYDROCHLORIDE;METHYLSULFONYLMETHANE	0	1 (0.3%)
CHONDROITIN SULFATE;GLUCOSAMINE;METHYLSULFONYLMETHANE	1 (0.3%)	0
DEXKETOPROFEN	1 (0.3%)	0
DICLOFENAC DIETHYLAMINE	0	1 (0.3%)
DIETHYLAMINE SALICYLATE;ESCIN	0	1 (0.3%)
ESFLURBIPROFEN	1 (0.3%)	0
ESFLURBIPROFEN;MENTHA SPP. OIL	0	1 (0.3%)
FLURBIPROFEN AXETIL	0	1 (0.3%)
GLUCOSAMINE SULFATE	1 (0.3%)	0
KETOPROFEN LYSINE	0	1 (0.3%)
LOXOPROFEN SODIUM DIHYDRATE	1 (0.3%)	0
MAGNESIUM CHLORIDE	1 (0.3%)	0
MENTHOL	0	1 (0.3%)
MENTHOL;METHYL SALICYLATE	0	1 (0.3%)
OTHER TOPICAL PRODUCTS FOR JOINT AND MUSCULAR PAIN	0	1 (0.3%)
PIROXICAM BETADEX	0	1 (0.3%)
TROLAMINE SALICYLATE	1 (0.3%)	0
URTICA DIOICA	0	1 (0.3%)
VACCINIUM MACROCARPON	1 (0.3%)	0
ZINGIBER OFFICINALE	0	1 (0.3%)
STOMATOLOGICAL PREPARATIONS		
Total number of patients with at least one treatment	167 (50.0%)	200 (59.3%)
Total number of treatments	299	350
ACETYLSALICYLIC ACID	103 (30.8%)	124 (36.8%)
SODIUM CHLORIDE	15 (4.5%)	20 (5.9%)
DICLOFENAC	16 (4.8%)	13 (3.9%)
LIDOCAINE	9 (2.7%)	15 (4.5%)
DOXYCYCLINE	10 (3.0%)	9 (2.7%)
DICLOFENAC SODIUM	5 (1.5%)	10 (3.0%)
POTASSIUM	6 (1.8%)	8 (2.4%)
TRIAMCINOLONE ACETONIDE	3 (0.9%)	11 (3.3%)
DEXAMETHASONE	10 (3.0%)	3 (0.9%)
HYDROCORTISONE	5 (1.5%)	8 (2.4%)
OXYGEN	11 (3.3%)	2 (0.6%)
NAPROXEN	5 (1.5%)	6 (1.8%)
EPINEPHRINE	6 (1.8%)	4 (1.2%)
KETOPROFEN	5 (1.5%)	5 (1.5%)
METRONIDAZOLE	5 (1.5%)	4 (1.2%)
PREDNISOLONE	3 (0.9%)	6 (1.8%)
ZINC	4 (1.2%)	5 (1.5%)
NYSTATIN	0	7 (2.1%)

TRANEXAMIC ACID	3 (0.9%)	4 (1.2%)
TRIAMCINOLONE	4 (1.2%)	3 (0.9%)
SODIUM BICARBONATE	3 (0.9%)	3 (0.9%)
CLOBETASOL PROPIONATE	1 (0.3%)	4 (1.2%)
HYALURONATE SODIUM	2 (0.6%)	2 (0.6%)
POVIDONE-IODINE	2 (0.6%)	2 (0.6%)
CHLORHEXIDINE GLUCONATE	1 (0.3%)	2 (0.6%)
CORTICOSTEROID NOS	3 (0.9%)	0
DIMETICONE	1 (0.3%)	2 (0.6%)
GLYCEROL	1 (0.3%)	2 (0.6%)
NIMESULIDE	1 (0.3%)	2 (0.6%)
SALICYLIC ACID	2 (0.6%)	1 (0.3%)
SUCRALFATE	0	3 (0.9%)
UREA HYDROGEN PEROXIDE	3 (0.9%)	0
BETAMETHASONE	0	2 (0.6%)
CLOTRIMAZOLE	0	2 (0.6%)
DOXYCYCLINE HYCLATE	1 (0.3%)	1 (0.3%)
FLURBIPROFEN	0	2 (0.6%)
IODINE	1 (0.3%)	1 (0.3%)
MINOCYCLINE	1 (0.3%)	1 (0.3%)
SALVIA OFFICINALIS	0	2 (0.6%)
SODIUM GUALENATE HYDRATE	0	2 (0.6%)
ANESTHETICS, LOCAL	0	1 (0.3%)
BENZYDAMINE HYDROCHLORIDE	0	1 (0.3%)
CHLORAMPHENICOL	1 (0.3%)	0
CHLORHEXIDINE	0	1 (0.3%)
CLOBETASOL	1 (0.3%)	0
DEXAMETHASONE VALERATE	0	1 (0.3%)
ELECTROLYTES NOS	1 (0.3%)	0
HYDROCORTISONE PROBUTAT	0	1 (0.3%)
KETOPROFEN LYSINE	0	1 (0.3%)
MICONAZOLE	0	1 (0.3%)
MICONAZOLE NITRATE	0	1 (0.3%)
MINOCYCLINE HYDROCHLORIDE	0	1 (0.3%)
PHENOL	0	1 (0.3%)
LIPID MODIFYING AGENTS		
Total number of patients with at least one treatment	178 (53.3%)	188 (55.8%)
Total number of treatments	237	242
ATORVASTATIN	58 (17.4%)	53 (15.7%)
SIMVASTATIN	31 (9.3%)	42 (12.5%)
ATORVASTATIN CALCIUM	17 (5.1%)	26 (7.7%)
FISH OIL	14 (4.2%)	15 (4.5%)
ROSUVASTATIN	17 (5.1%)	12 (3.6%)
ROSUVASTATIN CALCIUM	16 (4.8%)	12 (3.6%)
EZETIMIBE	12 (3.6%)	12 (3.6%)
PRAVASTATIN	11 (3.3%)	13 (3.9%)
FENOFIBRATE	8 (2.4%)	7 (2.1%)

DOCOSAHEXAENOIC ACID;EICOSAPENTAENOIC ACID	8 (2.4%)	5 (1.5%)
LOVASTATIN	8 (2.4%)	5 (1.5%)
NICOTINIC ACID	4 (1.2%)	4 (1.2%)
PRAVASTATIN SODIUM	4 (1.2%)	2 (0.6%)
LINUM USITATISSIMUM SEED OIL	2 (0.6%)	2 (0.6%)
BEZAFIBRATE	1 (0.3%)	2 (0.6%)
MONASCUS PURPUREUS	2 (0.6%)	1 (0.3%)
OMEGA-3-ACID ETHYL ESTER	3 (0.9%)	0
ALLIUM SATIVUM	1 (0.3%)	1 (0.3%)
ATORVASTATIN CALCIUM;EZETIMIBE	0	2 (0.6%)
COLESTYRAMINE	0	2 (0.6%)
DOCOSAHEXAENOIC ACID;EICOSAPENTAENOIC ACID;FISH OIL	0	2 (0.6%)
EZETIMIBE;SIMVASTATIN	1 (0.3%)	1 (0.3%)
FENOFIBRIC ACID	0	2 (0.6%)
AMLODIPINE;ATORVASTATIN	0	1 (0.3%)
ASCORBIC ACID;BROMELAINS;FATS NOS;FISH OIL;LECITHIN;SITOSTEROL;SORBITAN MONO-OLEATE;TOCOPHEROL	0	1 (0.3%)
BUPLEURUM FALCATUM ROOT;CINNAMOMUM CASSIA BARK;FOSSILIA OSSIS MASTODI;OYSTER SHELL;PANAX GINSENG ROOT;PINELLIA TERNATA TUBER;PORIA COCOS SCLEROTIUM;RHEUM SPP. RHIZOME;SCUTELLARIA BAICALENSIS ROOT;ZINGIBER OFFICINALE RHIZOME;ZIZIPHUS JUJUBA FRUIT	0	1 (0.3%)
CHROMIUM PICOLINATE;FISH OIL;FOLIC ACID;MONASCUS PURPUREUS;NICOTINAMIDE;PANTOTHENIC ACID;POLICOSANOL;REYNOUTRIA JAPONICA;THIOCTIC ACID;VITAMIN B12 NOS	0	1 (0.3%)
COLESEVELAM HYDROCHLORIDE	1 (0.3%)	0
EICOSAPENTAENOIC ACID ETHYL ESTER	1 (0.3%)	0
EVOLOCUMAB	1 (0.3%)	0
EZETIMIBE;ROSUVASTATIN CALCIUM	0	1 (0.3%)
FISH OIL;VITAMIN E NOS	1 (0.3%)	0
FLUVASTATIN SODIUM	0	1 (0.3%)
GEMFIBROZIL	1 (0.3%)	0
HERBAL CHOLESTEROL AND TRIGLYCERIDE REDUCERS	0	1 (0.3%)
LACTOBACILLUS PLANTARUM	1 (0.3%)	0
LECITHIN	0	1 (0.3%)
LINUM USITATISSIMUM SEED	0	1 (0.3%)
OMEGA-3 FATTY ACIDS	1 (0.3%)	0
PEMAFIBRATE	1 (0.3%)	0
PITAVASTATIN CALCIUM	0	1 (0.3%)
TOCOPHERYL NICOTINATE	0	1 (0.3%)
AGENTS ACTING ON THE RENIN-ANGIOTENSIN SYSTEM		
Total number of patients with at least one treatment	163 (48.8%)	182 (54.0%)
Total number of treatments	196	208
LISINOPRIL	30 (9.0%)	30 (8.9%)
RAMIPRIL	25 (7.5%)	23 (6.8%)

LOSARTAN	20 (6.0%)	24 (7.1%)
VALSARTAN	14 (4.2%)	5 (1.5%)
ENALAPRIL	7 (2.1%)	10 (3.0%)
TELMISARTAN	6 (1.8%)	11 (3.3%)
LOSARTAN POTASSIUM	5 (1.5%)	10 (3.0%)
IRBESARTAN	7 (2.1%)	4 (1.2%)
CANDESARTAN	3 (0.9%)	7 (2.1%)
HYDROCHLOROTHIAZIDE;VALSARTAN	6 (1.8%)	4 (1.2%)
OLMESARTAN MEDOXOMIL	4 (1.2%)	6 (1.8%)
PERINDOPRIL	7 (2.1%)	3 (0.9%)
HYDROCHLOROTHIAZIDE;LISINOPRIL	4 (1.2%)	5 (1.5%)
CAPTOPRIL	3 (0.9%)	4 (1.2%)
BENAZEPRIL	4 (1.2%)	1 (0.3%)
CANDESARTAN CILEXETIL	1 (0.3%)	4 (1.2%)
HYDROCHLOROTHIAZIDE;LOSARTAN POTASSIUM	1 (0.3%)	4 (1.2%)
OLMESARTAN	1 (0.3%)	4 (1.2%)
AMLODIPINE BESILATE;CANDESARTAN CILEXETIL	2 (0.6%)	2 (0.6%)
AMLODIPINE BESILATE;PERINDOPRIL ARGININE	4 (1.2%)	0
ENALAPRIL MALEATE	2 (0.6%)	2 (0.6%)
HYDROCHLOROTHIAZIDE;TELMISARTAN	1 (0.3%)	3 (0.9%)
QUINAPRIL	2 (0.6%)	2 (0.6%)
SACUBITRIL;VALSARTAN	1 (0.3%)	3 (0.9%)
AMLODIPINE BESILATE;VALSARTAN	2 (0.6%)	1 (0.3%)
AMLODIPINE;BENAZEPRIL	2 (0.6%)	1 (0.3%)
HYDROCHLOROTHIAZIDE;IRBESARTAN	3 (0.9%)	0
HYDROCHLOROTHIAZIDE;LOSARTAN	2 (0.6%)	1 (0.3%)
PERINDOPRIL ERBUMINE	0	3 (0.9%)
QUINAPRIL HYDROCHLORIDE	0	3 (0.9%)
AMLODIPINE BESILATE;BENAZEPRIL HYDROCHLORIDE	1 (0.3%)	1 (0.3%)
AMLODIPINE BESILATE;IRBESARTAN	2 (0.6%)	0
AMLODIPINE BESILATE;TELMISARTAN	1 (0.3%)	1 (0.3%)
AZELNIDIPINE;OLMESARTAN MEDOXOMIL	1 (0.3%)	1 (0.3%)
CANDESARTAN CILEXETIL;HYDROCHLOROTHIAZIDE	0	2 (0.6%)
HYDROCHLOROTHIAZIDE;OLMESARTAN MEDOXOMIL	0	2 (0.6%)
IMIDAPRIL HYDROCHLORIDE	2 (0.6%)	0
INDAPAMIDE;PERINDOPRIL ARGININE	1 (0.3%)	1 (0.3%)
INDAPAMIDE;PERINDOPRIL ERBUMINE	0	2 (0.6%)
PERINDOPRIL ARGININE	0	2 (0.6%)
ZOFENOPRIL CALCIUM	1 (0.3%)	1 (0.3%)
AMLODIPINE BESILATE;INDAPAMIDE;PERINDOPRIL ERBUMINE	1 (0.3%)	0
AMLODIPINE BESILATE;LISINOPRIL	0	1 (0.3%)
AMLODIPINE;AZILSARTAN	1 (0.3%)	0
AMLODIPINE;OLMESARTAN	1 (0.3%)	0
AZILSARTAN MEDOXOMIL;CHLORTALIDONE	1 (0.3%)	0
BENAZEPRIL HYDROCHLORIDE	0	1 (0.3%)
BISOPROLOL FUMARATE;PERINDOPRIL ARGININE	1 (0.3%)	0
BISOPROLOL;PERINDOPRIL	0	1 (0.3%)
ENALAPRIL MALEATE;LERCANIDIPINE HYDROCHLORIDE	1 (0.3%)	0

ENALAPRIL;HYDROCHLOROTHIAZIDE	0	1 (0.3%)
ENALAPRILAT	0	1 (0.3%)
EPROSARTAN MESILATE;HYDROCHLOROTHIAZIDE	1 (0.3%)	0
FOSINOPRIL	1 (0.3%)	0
HYDROCHLOROTHIAZIDE;LISINOPRIL DIHYDRATE	1 (0.3%)	0
HYDROCHLOROTHIAZIDE;QUINAPRIL	0	1 (0.3%)
HYDROCHLOROTHIAZIDE;QUINAPRIL HYDROCHLORIDE	0	1 (0.3%)
HYDROCHLOROTHIAZIDE;RAMIPRIL	1 (0.3%)	0
INDAPAMIDE;PERINDOPRIL	1 (0.3%)	0
TEMOCAPRIL HYDROCHLORIDE	1 (0.3%)	0
TRANDOLAPRIL	0	1 (0.3%)
ANTITHROMBOTIC AGENTS		
Total number of patients with at least one treatment	163 (48.8%)	181 (53.7%)
Total number of treatments	240	255
ACETYLSALICYLIC ACID	103 (30.8%)	124 (36.8%)
APIXABAN	23 (6.9%)	22 (6.5%)
RIVAROXABAN	16 (4.8%)	15 (4.5%)
CLOPIDOGREL	15 (4.5%)	14 (4.2%)
ENOXAPARIN SODIUM	12 (3.6%)	7 (2.1%)
WARFARIN	4 (1.2%)	9 (2.7%)
CLOPIDOGREL BISULFATE	6 (1.8%)	6 (1.8%)
ENOXAPARIN	3 (0.9%)	8 (2.4%)
HEPARIN	5 (1.5%)	5 (1.5%)
DABIGATRAN ETEXILATE MESILATE	2 (0.6%)	4 (1.2%)
TICAGRELOR	4 (1.2%)	2 (0.6%)
HEPARIN SODIUM	4 (1.2%)	1 (0.3%)
WARFARIN SODIUM	2 (0.6%)	3 (0.9%)
ACENOCOUMAROL	2 (0.6%)	2 (0.6%)
HEPARINOID	2 (0.6%)	2 (0.6%)
EDOXABAN TOSILATE	0	3 (0.9%)
LIMAPROST ALFADEX	0	3 (0.9%)
LOW MOLECULAR WEIGHT HEPARIN	3 (0.9%)	0
TICLOPIDINE HYDROCHLORIDE	0	3 (0.9%)
TINZAPARIN	2 (0.6%)	1 (0.3%)
ACETYLSALICYLIC ACID;DIPYRIDAMOLE	2 (0.6%)	0
ACETYLSALICYLIC ACID;MAGNESIUM HYDROXIDE	1 (0.3%)	1 (0.3%)
BEMIPARIN	2 (0.6%)	0
CILOSTAZOL	0	2 (0.6%)
EDOXABAN	2 (0.6%)	0
MUCOPOLYSACCHARIDE POLYSULFURIC ACID ESTER	2 (0.6%)	0
NADROPARIN CALCIUM	1 (0.3%)	1 (0.3%)
SULODEXIDE	1 (0.3%)	1 (0.3%)
BEMIPARIN SODIUM	1 (0.3%)	0
EPTIFIBATIDE	0	1 (0.3%)
GLUCOSE;HEPARIN	0	1 (0.3%)
THROMBOMODULIN ALFA	1 (0.3%)	0
TIROFIBAN	1 (0.3%)	0

VITAMINS		
Total number of patients with at least one treatment	146 (43.7%)	127 (37.7%)
Total number of treatments	245	213
COLECALCIFEROL	55 (16.5%)	47 (13.9%)
VITAMINS NOS	30 (9.0%)	33 (9.8%)
ASCORBIC ACID	24 (7.2%)	26 (7.7%)
VITAMIN D NOS	28 (8.4%)	18 (5.3%)
MINERALS NOS;VITAMINS NOS	21 (6.3%)	11 (3.3%)
ASCORBIC ACID;BETACAROTENE;CUPRIC OXIDE;TOCOPHERYL ACETATE;ZINC OXIDE	12 (3.6%)	10 (3.0%)
ERGOCALCIFEROL	5 (1.5%)	10 (3.0%)
VITAMIN B COMPLEX	8 (2.4%)	4 (1.2%)
VITAMIN E NOS	6 (1.8%)	5 (1.5%)
NICOTINIC ACID	4 (1.2%)	4 (1.2%)
CALCIFEDIOL	2 (0.6%)	5 (1.5%)
BIOTIN	4 (1.2%)	2 (0.6%)
ALFACALCIDOL	3 (0.9%)	1 (0.3%)
CALCITRIOL	2 (0.6%)	2 (0.6%)
PYRIDOXINE HYDROCHLORIDE	2 (0.6%)	2 (0.6%)
THIAMINE HYDROCHLORIDE	2 (0.6%)	1 (0.3%)
VITAMIN B NOS	1 (0.3%)	2 (0.6%)
ASCORBIC ACID;CUPRIC OXIDE;DL-ALPHA TOCOPHERYL ACETATE;XANTOFYL;ZINC OXIDE	0	2 (0.6%)
COD-LIVER OIL	2 (0.6%)	0
CYANOCOBALAMIN;PYRIDOXINE HYDROCHLORIDE;THIAMINE HYDROCHLORIDE	1 (0.3%)	1 (0.3%)
DEXPANTHENOL	0	2 (0.6%)
IRON;VITAMINS NOS	1 (0.3%)	1 (0.3%)
MAGNESIUM;PYRIDOXINE HYDROCHLORIDE	1 (0.3%)	1 (0.3%)
MINERALS NOS;VITAMINS NOS;XANTOFYL	1 (0.3%)	1 (0.3%)
ACETYLCYSTEINE;ASCORBIC ACID;BETACAROTENE;BIOFLAVONOIDS NOS;CHROMIC CHLORIDE;DL-SELENOMETHIONINE;GLUTATHIONE;QUERCETIN DIHYDRATE;RIBOFLAVIN;RUTOSIDE;TAURINE;TOCOPHERYL ACID SUCCINATE;VACCINIUM MYRTILLUS;XANTOFYL;ZINC PICOLINATE	1 (0.3%)	0
AMINO ACIDS NOS;HERBAL NOS;MINERALS NOS;VITAMINS NOS	1 (0.3%)	0
ASCORBIC ACID;BETACAROTENE;BIOTIN;CALCIUM CARBONATE;CALCIUM PANTOTHENATE;CHROMIC CHLORIDE;COLECALCIFEROL;CUPRIC OXIDE;CYANOCOBALAMIN;DL-ALPHA TOCOPHERYL ACETATE;FERROUS FUMARATE;FOLIC ACID;MAGNESIUM OXIDE;MANGANESE SULFATE;NICOTINAMIDE;PHYTOMENADIONE;PYRIDOXINE HYDROCHLORIDE;RETINOL ACETATE;RIBOFLAVIN;SODIUM SELENATE;THIAMINE MONONITRATE;ZINC OXIDE	0	1 (0.3%)

ASCORBIC ACID;BETACAROTENE;BIOTIN;CALCIUM;CHLORIDE;CHROMIUM;COPPER;FOLIC ACID;IODINE;IRON;MAGNESIUM;MANGANESE;MOLYBDENUM;NICKEL;NICOTINIC ACID;PANTOTHENIC ACID;PHOSPHORUS;POTASSIUM;PYRIDOXINE HYDROCHLORIDE;RIBOFLAVIN;SELENIUM;SILICON;THIAMINE;VANADIUM;VITAMIN B12 NOS;VITAMIN D NOS;VITAMIN E NOS;VITAMIN K NOS;XANTOFYL;ZINC	0	1 (0.3%)
ASCORBIC ACID;BIOTIN;BORON CITRATE;CALCIUM PANTOTHENATE;CALCIUM PHOSPHATE;CHOLINE BITARTRATE;CHROMIUM PICOLINATE;COLECALCIFEROL;CYANOCOBALAMIN;DL-ALPHA TOCOPHERYL ACETATE;FOLIC ACID;INOSITOL NICOTINATE;POTASSIUM IODIDE;PYRIDOXINE HYDROCHLORIDE;RETINOL PALMITATE	1 (0.3%)	0
ASCORBIC ACID;CALCIUM PANTOTHENATE;CALCIUM PHOSPHATE DIBASIC;COBALT SULFATE;COLECALCIFEROL;COPPER SULFATE;CYANOCOBALAMIN;DL-ALPHA TOCOPHERYL ACETATE;FERROUS SULFATE;FOLIC ACID;GLYCINE MAX EXTRACT;MAGNESIUM SULFATE;MANGANESE SULFATE;NICOTINAMIDE;PANAX GINSENG;POTASSIUM SULFATE;PROCAINE HYDROCHLORIDE;PYRIDOXINE HYDROCHLORIDE;RETINOL PALMITATE;RIBOFLAVIN;RUTOSIDE;SODIUM FLUORIDE;SODIUM MOLYBDATE;	1 (0.3%)	0
ASCORBIC ACID;CALCIUM PANTOTHENATE;CALCIUM PHOSPHATE DIBASIC;COBALT SULFATE;COPPER SULFATE;CYANOCOBALAMIN;FERROUS SULFATE;FOLIC ACID;MAGNESIUM SULFATE;MANGANESE SULFATE;NICOTINAMIDE;PHOSPHORUS;PYRIDOXINE HYDROCHLORIDE;RETINOL ACETATE;RIBOFLAVIN;RUTOSIDE;THIAMINE HYDROCHLORIDE;THIOCTIC ACID;TOCOPHERYL ACETATE;ZINC SULFATE	0	1 (0.3%)
ASCORBIC ACID;ROSA CANINA	1 (0.3%)	0
ASCORBIC ACID;SELENIUM;VITAMIN E NOS;XANTOFYL;ZEAXANTHIN;ZINC	0	1 (0.3%)
ASCORBIC ACID;SODIUM ASCORBATE	1 (0.3%)	0
ASCORBIC ACID;VITAMIN B COMPLEX	1 (0.3%)	0
BENFOTIAMINE	0	1 (0.3%)
BIOTIN;CALCIUM PANTOTHENATE;CHOLINE BITARTRATE;CYANOCOBALAMIN;FOLIC ACID;INOSITOL;NICOTINAMIDE;PYRIDOXINE HYDROCHLORIDE;RIBOFLAVIN;THIAMINE HYDROCHLORIDE	1 (0.3%)	0
BIOTIN;CARBOHYDRATES NOS;FATS NOS;MINERALS NOS;POTASSIUM;PROTEINS NOS;SODIUM;VITAMINS NOS	0	1 (0.3%)
CALCIUM CARBONATE;VITAMIN D NOS	0	1 (0.3%)
CALCIUM PANTOTHENATE;CYANOCOBALAMIN;FURSULTIAMINE HYDROCHLORIDE;ORYZANOL;PYRIDOXINE HYDROCHLORIDE;TOCOPHEROL CALCIUM SUCCINATE	0	1 (0.3%)
CALCIUM;MINERALS NOS;VITAMIN D NOS	0	1 (0.3%)

COLECALCIFEROL;MENAQUINONE-7	0	1 (0.3%)
CYANOCOBALAMIN;PYRIDOXINE;THIAMINE	1 (0.3%)	0
ELDECALCITOL	0	1 (0.3%)
FLAVINE ADENINE DINUCLEOTIDE	1 (0.3%)	0
FURSULTIAMINE	0	1 (0.3%)
FURSULTIAMINE HYDROCHLORIDE;HYDROXOCOBALAMIN ACETATE;PYRIDOXAL PHOSPHATE;RIBOFLAVIN	0	1 (0.3%)
HERBAL NOS;MINERALS NOS;VITAMINS NOS	1 (0.3%)	0
HYDROXOCOBALAMIN ACETATE;PYRIDOXINE HYDROCHLORIDE;THIAMINE DISULFIDE	0	1 (0.3%)
MAGNESIUM AMINO ACID CHELATE;PYRIDOXINE HYDROCHLORIDE	1 (0.3%)	0
MINERALS NOS;OMEGA-3 FATTY ACIDS;VITAMINS NOS	1 (0.3%)	0
NICOTINAMIDE	1 (0.3%)	0
PANTETHINE	0	1 (0.3%)
PANTHENOL	1 (0.3%)	0
PYRIDOXAL PHOSPHATE	1 (0.3%)	0
PYRIDOXINE HYDROCHLORIDE;RIBOFLAVIN	1 (0.3%)	0
PYRIDOXINE HYDROCHLORIDE;THIAMINE HYDROCHLORIDE	1 (0.3%)	0
RETINOL	1 (0.3%)	0
RETINOL;VITAMIN D NOS;VITAMIN K NOS	1 (0.3%)	0
SULBUTIAMINE	1 (0.3%)	0
THIAMINE	1 (0.3%)	0
THIAMINE DISULFIDE	0	1 (0.3%)
TRITICUM AESTIVUM GERM OIL	1 (0.3%)	0
VITAMINS NOS;XANTOFYL	1 (0.3%)	0
VITAMINS, OTHER COMBINATIONS	1 (0.3%)	0
DRUGS FOR ACID RELATED DISORDERS		
Total number of patients with at least one treatment	130 (38.9%)	124 (36.8%)
Total number of treatments	194	170
OMEPRAZOLE	55 (16.5%)	43 (12.8%)
PANTOPRAZOLE	19 (5.7%)	14 (4.2%)
LANSOPRAZOLE	18 (5.4%)	10 (3.0%)
PANTOPRAZOLE SODIUM SESQUIHYDRATE	9 (2.7%)	13 (3.9%)
ESOMEPRAZOLE	9 (2.7%)	10 (3.0%)
FAMOTIDINE	7 (2.1%)	9 (2.7%)
REBAMIPIDE	7 (2.1%)	7 (2.1%)
CALCIUM CARBONATE	7 (2.1%)	6 (1.8%)
MAGNESIUM OXIDE	6 (1.8%)	7 (2.1%)
RANITIDINE	5 (1.5%)	7 (2.1%)
ANTACIDS, OTHER COMBINATIONS	6 (1.8%)	2 (0.6%)
ESOMEPRAZOLE MAGNESIUM	3 (0.9%)	4 (1.2%)
RANITIDINE HYDROCHLORIDE	4 (1.2%)	3 (0.9%)
MAGNESIUM HYDROXIDE	3 (0.9%)	3 (0.9%)
SODIUM BICARBONATE	3 (0.9%)	3 (0.9%)
SULPIRIDE	1 (0.3%)	3 (0.9%)
VONOPRAZAN FUMARATE	2 (0.6%)	2 (0.6%)
LEVOGLUTAMIDE;SODIUM GUALENATE	2 (0.6%)	1 (0.3%)

RABEPRAZOLE SODIUM	2 (0.6%)	1 (0.3%)
SUCRALFATE	0	3 (0.9%)
BISMUTH SUBSALICYLATE	1 (0.3%)	1 (0.3%)
CALCIUM;MAGNESIUM	1 (0.3%)	1 (0.3%)
POTASSIUM CITRATE;SODIUM CITRATE DIHYDRATE	2 (0.6%)	0
SODIUM GUALENATE HYDRATE	0	2 (0.6%)
ALDIOXA	0	1 (0.3%)
ALUMINIUM HYDROXIDE GEL, DRIED;CALCIUM CARBONATE;LIPASE;MAGNESIUM CARBONATE;SODIUM BICARBONATE	0	1 (0.3%)
ALUMINIUM HYDROXIDE;DICYCLOVERINE HYDROCHLORIDE;MAGNESIUM OXIDE;METHYLCELLULOSE	0	1 (0.3%)
ALUMINIUM HYDROXIDE;MAGNESIUM HYDROXIDE;SIMETICONE	1 (0.3%)	0
ALUMINIUM SILICATE	0	1 (0.3%)
AMOXICILLIN TRIHYDRATE;METRONIDAZOLE;VONOPRAZAN FUMARATE	0	1 (0.3%)
ARTEMISIA ARGYI	1 (0.3%)	0
AZULENE SODIUM SULFONATE;LEVOGLUTAMIDE	0	1 (0.3%)
BIODIASTASE;CALCIUM CARBONATE;LIPASE;MAGNESIUM CARBONATE;PERILLA SPP. HERB;SCOPOLIA SPP.;SODIUM BICARBONATE;SWERTIA SPP. HERB;VITAMIN U	1 (0.3%)	0
BUPLEURUM FALCATUM ROOT;CINNAMOMUM CASSIA BARK;GLYCYRRHIZA SPP. ROOT;PAEONIA LACTIFLORA ROOT;PANAX GINSENG ROOT;PINELLIA TERNATA TUBER;SCUTELLARIA BAICALENSIS ROOT;ZINGIBER OFFICINALE RHIZOME;ZIZIPHUS JUJUBA FRUIT	1 (0.3%)	0
CALCIUM CARBONATE;SODIUM ALGINATE;SODIUM BICARBONATE	1 (0.3%)	0
CIMETIDINE	0	1 (0.3%)
LEVOGLUTAMIDE;SODIUM GUALENATE HYDRATE	1 (0.3%)	0
NIZATIDINE	0	1 (0.3%)
PANTOPRAZOLE HEMIMAGNESIUM HYDRATE	1 (0.3%)	0
PROTON PUMP INHIBITORS	1 (0.3%)	0
SODIUM ALGINATE	1 (0.3%)	0
SODIUM BICARBONATE;TARTARIC ACID	1 (0.3%)	0
SODIUM CARBONATE ANHYDROUS	1 (0.3%)	0
TEPRENONE	0	1 (0.3%)
TROXIPIDE	1 (0.3%)	0
ANTIBACTERIALS FOR SYSTEMIC USE		
Total number of patients with at least one treatment	117 (35.0%)	125 (37.1%)
Total number of treatments	244	250
AMOXICILLIN	25 (7.5%)	30 (8.9%)
AZITHROMYCIN	15 (4.5%)	18 (5.3%)
CEFALEXIN	10 (3.0%)	16 (4.7%)
AMOXICILLIN;CLAVULANATE POTASSIUM	13 (3.9%)	12 (3.6%)
NITROFURANTOIN	14 (4.2%)	9 (2.7%)
CIPROFLOXACIN	9 (2.7%)	11 (3.3%)
DOXYCYCLINE	10 (3.0%)	9 (2.7%)

LEVOFLOXACIN	8 (2.4%)	10 (3.0%)
SULFAMETHOXAZOLE;TRIMETHOPRIM	4 (1.2%)	11 (3.3%)
CLINDAMYCIN	6 (1.8%)	6 (1.8%)
CEFDINIR	5 (1.5%)	4 (1.2%)
METRONIDAZOLE	5 (1.5%)	4 (1.2%)
CEFAZOLIN SODIUM	3 (0.9%)	5 (1.5%)
CLARITHROMYCIN	6 (1.8%)	2 (0.6%)
VANCOMYCIN	1 (0.3%)	7 (2.1%)
CEFTRIAXONE	5 (1.5%)	2 (0.6%)
CEFTRIAXONE SODIUM	2 (0.6%)	4 (1.2%)
CEFUROXIME	3 (0.9%)	3 (0.9%)
AMOXICILLIN TRIHYDRATE;CLAVULANATE POTASSIUM	3 (0.9%)	2 (0.6%)
PIPERACILLIN SODIUM;TAZOBACTAM SODIUM	3 (0.9%)	2 (0.6%)
VACCINIUM SPP.	5 (1.5%)	0
AMOXICILLIN;CLAVULANIC ACID	3 (0.9%)	1 (0.3%)
ANTIBIOTICS	4 (1.2%)	0
CEFAZOLIN	0	4 (1.2%)
CEFCAPENE PIVOXIL HYDROCHLORIDE	3 (0.9%)	1 (0.3%)
ERYTHROMYCIN	0	4 (1.2%)
GENTAMICIN	1 (0.3%)	3 (0.9%)
LINUM USITATISSIMUM SEED OIL	2 (0.6%)	2 (0.6%)
CEFEPIME	0	3 (0.9%)
CIPROFLOXACIN HYDROCHLORIDE	2 (0.6%)	1 (0.3%)
FLUCLOXACILLIN	3 (0.9%)	0
FOSFOMYCIN	3 (0.9%)	0
LINEZOLID	1 (0.3%)	2 (0.6%)
ALLIUM SATIVUM	1 (0.3%)	1 (0.3%)
AMOXICILLIN TRIHYDRATE	1 (0.3%)	1 (0.3%)
CEFDITOREN PIVOXIL	1 (0.3%)	1 (0.3%)
CLAVULANIC ACID	2 (0.6%)	0
CLINDAMYCIN PHOSPHATE	1 (0.3%)	1 (0.3%)
DOXYCYCLINE HYCLATE	1 (0.3%)	1 (0.3%)
FOSFOMYCIN TROMETAMOL	1 (0.3%)	1 (0.3%)
FUSIDIC ACID	1 (0.3%)	1 (0.3%)
GARENOXACIN MESILATE	0	2 (0.6%)
LEVOFLOXACIN HEMIHYDRATE	1 (0.3%)	1 (0.3%)
MEROPENEM	2 (0.6%)	0
MINOCYCLINE	1 (0.3%)	1 (0.3%)
PIPERACILLIN;TAZOBACTAM	1 (0.3%)	1 (0.3%)
AMOXICILLIN SODIUM;CLAVULANATE POTASSIUM	0	1 (0.3%)
AMPICILLIN	1 (0.3%)	0
ARTEMISIA ARGYI	1 (0.3%)	0
BACAMPICILLIN HYDROCHLORIDE	0	1 (0.3%)
BACITRACIN	1 (0.3%)	0
BENZYLPENICILLIN POTASSIUM	1 (0.3%)	0
CEFACLOR	1 (0.3%)	0
CEFAZOLIN SODIUM;LIDOCAINE HYDROCHLORIDE	1 (0.3%)	0
CEFCAPENE PIVOXIL HYDROCHLORIDE HYDRATE	1 (0.3%)	0
CEFIXIME	1 (0.3%)	0

CEFMETAZOLE SODIUM	1 (0.3%)	0
CEFOTIAM HYDROCHLORIDE	0	1 (0.3%)
CEFUROXIME AXETIL	1 (0.3%)	0
CHLORAMPHENICOL	1 (0.3%)	0
ERTAPENEM SODIUM	1 (0.3%)	0
FURAZIDIN	0	1 (0.3%)
FUSIDATE SODIUM	1 (0.3%)	0
GENTAMICIN SULFATE	0	1 (0.3%)
LINUM USITATISSIMUM SEED	0	1 (0.3%)
MINOCYCLINE HYDROCHLORIDE	0	1 (0.3%)
NITROFURANTOIN MONOHYDRATE	1 (0.3%)	0
NORFLOXACIN	1 (0.3%)	0
OFLOXACIN	0	1 (0.3%)
PENICILLIN NOS	0	1 (0.3%)
PHENOXYMETHYLPENICILLIN	1 (0.3%)	0
PIVMECILLINAM	0	1 (0.3%)
PRULIFLOXACIN	0	1 (0.3%)
SPIRAMYCIN	0	1 (0.3%)
TRIMETHOPRIM	1 (0.3%)	0
VACCINIUM MACROCARPON	1 (0.3%)	0
VANCOMYCIN HYDROCHLORIDE	0	1 (0.3%)
MINERAL SUPPLEMENTS		
Total number of patients with at least one treatment	118 (35.3%)	111 (32.9%)
Total number of treatments	178	168
POTASSIUM CHLORIDE	24 (7.2%)	21 (6.2%)
CALCIUM	17 (5.1%)	19 (5.6%)
SODIUM CHLORIDE	15 (4.5%)	20 (5.9%)
MINERALS NOS;VITAMINS NOS	21 (6.3%)	11 (3.3%)
MAGNESIUM	17 (5.1%)	9 (2.7%)
CALCIUM CARBONATE;COLECALCIFEROL	10 (3.0%)	13 (3.9%)
POTASSIUM	6 (1.8%)	8 (2.4%)
CALCIUM CARBONATE	7 (2.1%)	6 (1.8%)
MAGNESIUM OXIDE	6 (1.8%)	7 (2.1%)
CALCIUM;COLECALCIFEROL	8 (2.4%)	3 (0.9%)
ZINC	4 (1.2%)	5 (1.5%)
CALCIUM;VITAMIN D NOS	7 (2.1%)	1 (0.3%)
MAGNESIUM HYDROXIDE	3 (0.9%)	3 (0.9%)
CALCIUM CITRATE;COLECALCIFEROL	4 (1.2%)	1 (0.3%)
MAGNESIUM CITRATE	2 (0.6%)	2 (0.6%)
ZINC SULFATE	2 (0.6%)	2 (0.6%)
CALCIUM;MAGNESIUM	1 (0.3%)	1 (0.3%)
MAGNESIUM;PYRIDOXINE HYDROCHLORIDE	1 (0.3%)	1 (0.3%)
ASCORBIC ACID;COLECALCIFEROL;COPPER GLUCONATE;CYANOCOBALAMIN;DURAPATITE;FOLIC ACID;GLUCOSAMINE HYDROCHLORIDE;MAGNESIUM OXIDE;MANGANESE SULFATE;PHYTOMENADIONE;SODIUM BORATE DECAHYDRATE;ZINC AMINO ACID CHELATE	1 (0.3%)	0
ASPARTIC ACID;POTASSIUM ASCORBATE	1 (0.3%)	0

BORON;CALCIUM;COLECALCIFEROL;COPPER;MAGNESIUM;MANGANESE;ZINC	0	1 (0.3%)
CALCITRIOL;CALCIUM	0	1 (0.3%)
CALCIUM CARBONATE;COLECALCIFEROL;MAGNESIUM OXIDE;ZINC OXIDE	1 (0.3%)	0
CALCIUM CARBONATE;VITAMIN D NOS	0	1 (0.3%)
CALCIUM CHLORIDE	0	1 (0.3%)
CALCIUM CITRATE	0	1 (0.3%)
CALCIUM CITRATE;VITAMIN D NOS	0	1 (0.3%)
CALCIUM, COMBINATIONS WITH VITAMIN D AND/OR OTHER DRUGS	1 (0.3%)	0
CALCIUM;COLECALCIFEROL;MAGNESIUM	0	1 (0.3%)
CALCIUM;COLECALCIFEROL;MENAQUINONE-7	1 (0.3%)	0
CALCIUM;MAGNESIUM;ZINC	1 (0.3%)	0
CALCIUM;MINERALS NOS;VITAMIN D NOS	0	1 (0.3%)
CHROMIUM PICOLINATE	1 (0.3%)	0
CITRIC ACID;POTASSIUM BICARBONATE	0	1 (0.3%)
COPPER	1 (0.3%)	0
HERBAL NOS;MINERALS NOS	0	1 (0.3%)
MAGNESIUM AMINO ACID CHELATE;PYRIDOXINE HYDROCHLORIDE	1 (0.3%)	0
MAGNESIUM ASPARTATE;POTASSIUM ASPARTATE	0	1 (0.3%)
MAGNESIUM CHELATE	0	1 (0.3%)
MAGNESIUM CHLORIDE	1 (0.3%)	0
MAGNESIUM LACTATE	1 (0.3%)	0
MAGNESIUM OXIDE;ZINC SULFATE	1 (0.3%)	0
MAGNESIUM SULFATE	0	1 (0.3%)
POTASSIUM BICARBONATE	0	1 (0.3%)
POTASSIUM GLUCONATE	1 (0.3%)	0
SELENIUM	1 (0.3%)	0
SILICON DIOXIDE	1 (0.3%)	0
SODIUM PHOSPHATE	0	1 (0.3%)
SODIUM PHOSPHATE DIBASIC;SODIUM PHOSPHATE MONOBASIC	1 (0.3%)	0
STRONTIUM	1 (0.3%)	0
ZINC GLUCONATE	0	1 (0.3%)
ZINC OXIDE	0	1 (0.3%)
PSYCHOLEPTICS		
Total number of patients with at least one treatment	117 (35.0%)	112 (33.2%)
Total number of treatments	205	198
ALPRAZOLAM	14 (4.2%)	17 (5.0%)
MELATONIN	11 (3.3%)	15 (4.5%)
SERTRALINE	11 (3.3%)	10 (3.0%)
LORAZEPAM	7 (2.1%)	12 (3.6%)
DIAZEPAM	9 (2.7%)	7 (2.1%)
DIPHENHYDRAMINE HYDROCHLORIDE	10 (3.0%)	5 (1.5%)
ESCITALOPRAM OXALATE	8 (2.4%)	7 (2.1%)
PREGABALIN	10 (3.0%)	5 (1.5%)

ESCITALOPRAM	8 (2.4%)	5 (1.5%)
ZOLPIDEM TARTRATE	8 (2.4%)	5 (1.5%)
AMITRIPTYLINE	6 (1.8%)	4 (1.2%)
CLONAZEPAM	2 (0.6%)	7 (2.1%)
HYDROXYZINE	4 (1.2%)	5 (1.5%)
DULOXETINE	2 (0.6%)	5 (1.5%)
ZOLPIDEM	3 (0.9%)	4 (1.2%)
DULOXETINE HYDROCHLORIDE	4 (1.2%)	2 (0.6%)
FLUOXETINE	4 (1.2%)	2 (0.6%)
MIDAZOLAM	3 (0.9%)	3 (0.9%)
CANNABIDIOL	2 (0.6%)	3 (0.9%)
PAROXETINE	4 (1.2%)	1 (0.3%)
SERTRALINE HYDROCHLORIDE	5 (1.5%)	0
BROTIZOLAM	2 (0.6%)	2 (0.6%)
DIPHENHYDRAMINE	1 (0.3%)	3 (0.9%)
DIPHENHYDRAMINE HYDROCHLORIDE;PARACETAMOL	2 (0.6%)	2 (0.6%)
PAROXETINE HYDROCHLORIDE	0	4 (1.2%)
PROPRANOLOL	3 (0.9%)	1 (0.3%)
SULPIRIDE	1 (0.3%)	3 (0.9%)
VENLAFAXINE	3 (0.9%)	1 (0.3%)
ZOPICLONE	2 (0.6%)	2 (0.6%)
BROMAZEPAM	1 (0.3%)	2 (0.6%)
CARBAMAZEPINE	1 (0.3%)	2 (0.6%)
DOXEPIN	1 (0.3%)	2 (0.6%)
ETIZOLAM	2 (0.6%)	1 (0.3%)
OLANZAPINE	2 (0.6%)	1 (0.3%)
QUETIAPINE	2 (0.6%)	1 (0.3%)
QUETIAPINE FUMARATE	2 (0.6%)	1 (0.3%)
RISPERIDONE	3 (0.9%)	0
TEMAZEPAM	2 (0.6%)	1 (0.3%)
TRIAZOLAM	1 (0.3%)	2 (0.6%)
AMITRIPTYLINE HYDROCHLORIDE	0	2 (0.6%)
ARIPIPRAZOLE	0	2 (0.6%)
BUSPIRONE	1 (0.3%)	1 (0.3%)
BUSPIRONE HYDROCHLORIDE	0	2 (0.6%)
CANNABIS SATIVA	1 (0.3%)	1 (0.3%)
CLORAZEPATE DIPOTASSIUM	1 (0.3%)	1 (0.3%)
DOXYLAMINE SUCCINATE	1 (0.3%)	1 (0.3%)
ESZOPICLONE	2 (0.6%)	0
LORMETAZEPAM	0	2 (0.6%)
MIDAZOLAM HYDROCHLORIDE	1 (0.3%)	1 (0.3%)
OXAZEPAM	2 (0.6%)	0
PROCHLORPERAZINE	0	2 (0.6%)
PROMETHAZINE	1 (0.3%)	1 (0.3%)
VENLAFAXINE HYDROCHLORIDE	1 (0.3%)	1 (0.3%)
BENDAZOL HYDROCHLORIDE;METAMIZOLE SODIUM;PAPAVERINE HYDROCHLORIDE;PHENOBARBITAL	0	1 (0.3%)
CHLORPROMAZINE	0	1 (0.3%)
CHLORPROMAZINE HYDROCHLORIDE	1 (0.3%)	0

CLOMIPRAMINE HYDROCHLORIDE	1 (0.3%)	0
CLOTIAZEPAM	0	1 (0.3%)
CROCUS SATIVUS	1 (0.3%)	0
DEXMEDETOMIDINE HYDROCHLORIDE	1 (0.3%)	0
DIPHENHYDRAMINE;IBUPROFEN	1 (0.3%)	0
DOXEPIN HYDROCHLORIDE	0	1 (0.3%)
ESTAZOLAM	0	1 (0.3%)
ETHYL LOFLAZEPATE	0	1 (0.3%)
FLUOXETINE HYDROCHLORIDE	1 (0.3%)	0
GLYCINE	0	1 (0.3%)
HALOPERIDOL	1 (0.3%)	0
HYDROXYZINE HYDROCHLORIDE	0	1 (0.3%)
HYPERICUM PERFORATUM	0	1 (0.3%)
LEVOSULPIRIDE	0	1 (0.3%)
OTHER ANXIOLYTICS	1 (0.3%)	0
PERPHENAZINE	0	1 (0.3%)
PHENAZEPAM	0	1 (0.3%)
PRUNUS CERASUS	1 (0.3%)	0
RAMELTEON	0	1 (0.3%)
SUVOREXANT	0	1 (0.3%)
VALERIANA OFFICINALIS ROOT	0	1 (0.3%)
WITHANIA SOMNIFERA	1 (0.3%)	0
BETA BLOCKING AGENTS		
Total number of patients with at least one treatment	104 (31.1%)	121 (35.9%)
Total number of treatments	116	131
METOPROLOL	22 (6.6%)	21 (6.2%)
BISOPROLOL FUMARATE	22 (6.6%)	17 (5.0%)
BISOPROLOL	15 (4.5%)	16 (4.7%)
CARVEDILOL	12 (3.6%)	17 (5.0%)
METOPROLOL SUCCINATE	6 (1.8%)	17 (5.0%)
ATENOLOL	8 (2.4%)	13 (3.9%)
METOPROLOL TARTRATE	8 (2.4%)	10 (3.0%)
NEBIVOLOL HYDROCHLORIDE	9 (2.7%)	5 (1.5%)
NEBIVOLOL	1 (0.3%)	5 (1.5%)
PROPRANOLOL	3 (0.9%)	1 (0.3%)
SOTALOL	3 (0.9%)	1 (0.3%)
SOTALOL HYDROCHLORIDE	0	3 (0.9%)
BETAXOLOL HYDROCHLORIDE	1 (0.3%)	1 (0.3%)
ACEBUTOLOL HYDROCHLORIDE	1 (0.3%)	0
AROTINOLOL HYDROCHLORIDE	0	1 (0.3%)
CARTEOLOL HYDROCHLORIDE	1 (0.3%)	0
LABETALOL	0	1 (0.3%)
LABETALOL HYDROCHLORIDE	0	1 (0.3%)
PINDOLOL	1 (0.3%)	0
OTHER DERMATOLOGICAL PREPARATIONS		

Total number of patients with at least one treatment	109 (32.6%)	115 (34.1%)
Total number of treatments	175	178
IBUPROFEN	33 (9.9%)	29 (8.6%)
ASCORBIC ACID	24 (7.2%)	26 (7.7%)
DICLOFENAC	16 (4.8%)	13 (3.9%)
UBIDECARENONE	11 (3.3%)	15 (4.5%)
FINASTERIDE	12 (3.6%)	13 (3.9%)
DICLOFENAC SODIUM	5 (1.5%)	10 (3.0%)
OXYGEN	11 (3.3%)	2 (0.6%)
DUTASTERIDE	6 (1.8%)	3 (0.9%)
ESTRADIOL	3 (0.9%)	5 (1.5%)
TRANEXAMIC ACID	3 (0.9%)	4 (1.2%)
SODIUM BICARBONATE	3 (0.9%)	3 (0.9%)
CINNAMOMUM CASSIA BARK;EPHEDRA SPP. HERB;GLYCYRRHIZA SPP. ROOT;PAEONIA LACTIFLORA ROOT;PUERARIA LOBATA ROOT;ZINGIBER OFFICINALE RHIZOME;ZIZIPHUS JUJUBA FRUIT	1 (0.3%)	4 (1.2%)
SILDENAFIL	2 (0.6%)	3 (0.9%)
HYALURONATE SODIUM	2 (0.6%)	2 (0.6%)
POVIDONE-IODINE	2 (0.6%)	2 (0.6%)
PYRIDOXINE HYDROCHLORIDE	2 (0.6%)	2 (0.6%)
SILDENAFIL CITRATE	2 (0.6%)	2 (0.6%)
GLYCOPYRRONIUM BROMIDE	0	3 (0.9%)
NITROGEN, LIQUID	2 (0.6%)	1 (0.3%)
OXYMETAZOLINE	1 (0.3%)	2 (0.6%)
OXYMETAZOLINE HYDROCHLORIDE	1 (0.3%)	2 (0.6%)
SALICYLIC ACID	2 (0.6%)	1 (0.3%)
SUCRALFATE	0	3 (0.9%)
BOTULINUM TOXIN TYPE A	1 (0.3%)	1 (0.3%)
GUAIAZULENE	0	2 (0.6%)
SALVIA OFFICINALIS	0	2 (0.6%)
ALDIOXA	0	1 (0.3%)
ALUMINIUM SILICATE	0	1 (0.3%)
COPPER	1 (0.3%)	0
CYSTEINE HYDROCHLORIDE;GLYCINE;GLYCYRRHIZIC ACID, AMMONIUM SALT	0	1 (0.3%)
IVERMECTIN	1 (0.3%)	0
MAGNESIUM SULFATE	0	1 (0.3%)
MENTHOL;METHYL SALICYLATE	0	1 (0.3%)
MINOXIDIL	0	1 (0.3%)
OTHER DERMATOLOGICALS	0	1 (0.3%)
PHLEBODIUM AUREUM EXTRACT	1 (0.3%)	0
PIMECROLIMUS	0	1 (0.3%)
SELENIUM	1 (0.3%)	0
SILICON DIOXIDE	1 (0.3%)	0
TACROLIMUS	0	1 (0.3%)
ANTIINFLAMMATORY AND ANTIRHEUMATIC PRODUCTS		

Total number of patients with at least one treatment	113 (33.8%)	104 (30.9%)
Total number of treatments	180	171
IBUPROFEN	33 (9.9%)	29 (8.6%)
DICLOFENAC	16 (4.8%)	13 (3.9%)
MELOXICAM	12 (3.6%)	11 (3.3%)
CELECOXIB	13 (3.9%)	5 (1.5%)
LOXOPROFEN SODIUM	9 (2.7%)	9 (2.7%)
NAPROXEN SODIUM	7 (2.1%)	10 (3.0%)
DICLOFENAC SODIUM	5 (1.5%)	10 (3.0%)
CURCUMA LONGA	10 (3.0%)	3 (0.9%)
NAPROXEN	5 (1.5%)	6 (1.8%)
GLUCOSAMINE	5 (1.5%)	5 (1.5%)
KETOPROFEN	5 (1.5%)	5 (1.5%)
CHONDROITIN;GLUCOSAMINE	3 (0.9%)	2 (0.6%)
HEPARINOID	2 (0.6%)	2 (0.6%)
INDOMETACIN	1 (0.3%)	3 (0.9%)
LINUM USITATISSIMUM SEED OIL	2 (0.6%)	2 (0.6%)
LOXOPROFEN	2 (0.6%)	2 (0.6%)
ETORICOXIB	2 (0.6%)	1 (0.3%)
GLYCYRRHIZA SPP. ROOT;PAEONIA LACTIFLORA ROOT	1 (0.3%)	2 (0.6%)
KETOROLAC TROMETHAMINE	2 (0.6%)	1 (0.3%)
NIMESULIDE	1 (0.3%)	2 (0.6%)
RABBIT VACCINIA EXTRACT	1 (0.3%)	2 (0.6%)
CALCIUM FRUCTOBORATE;CHONDROITIN SULFATE SODIUM;GLUCOSAMINE HYDROCHLORIDE;HYALURONIC ACID	1 (0.3%)	1 (0.3%)
DEXKETOPROFEN TROMETAMOL	2 (0.6%)	0
FLURBIPROFEN	0	2 (0.6%)
GUAIAZULENE	0	2 (0.6%)
METHYLSULFONYLMETHANE	1 (0.3%)	1 (0.3%)
MUCOPOLYSACCHARIDE POLYSULFURIC ACID ESTER	2 (0.6%)	0
OTHER ANTIINFLAMMATORY AND ANTIRHEUMATIC AGENTS, NON-STEROIDS	2 (0.6%)	0
SULFASALAZINE	0	2 (0.6%)
ACECLOFENAC	0	1 (0.3%)
ACEMETACIN	1 (0.3%)	0
ANTIINFLAMMATORY/ANTIRHEUMATIC AGENTS IN COMBINATION WITH CORTICOSTEROIDS	1 (0.3%)	0
APRONAL;CAFFEINE;IBUPROFEN;MAGNESIUM OXIDE	0	1 (0.3%)
ASCORBIC ACID;ROSA CANINA	1 (0.3%)	0
BENZYDAMINE HYDROCHLORIDE	0	1 (0.3%)
BOSWELLIA SERRATA;CURCUMA LONGA	1 (0.3%)	0
CHLORPHENAMINE MALEATE;IBUPROFEN;PHENYLEPHRINE HYDROCHLORIDE	0	1 (0.3%)
CHONDROITIN SULFATE	0	1 (0.3%)
CHONDROITIN SULFATE SODIUM;GLUCOSAMINE	1 (0.3%)	0
CHONDROITIN SULFATE SODIUM;GLUCOSAMINE HYDROCHLORIDE;MANGANESE ASCORBATE	1 (0.3%)	0
CHONDROITIN SULFATE;GLUCOSAMINE	1 (0.3%)	0

CHONDROITIN SULFATE;GLUCOSAMINE HYDROCHLORIDE;METHYLSULFONYLMETHANE	0	1 (0.3%)
CHONDROITIN SULFATE;GLUCOSAMINE;METHYLSULFONYLMETHANE	1 (0.3%)	0
CINNAMOMUM CASSIA BARK;EPHEDRA SPP. HERB;GLYCYRRHIZA SPP. ROOT;PRUNUS SPP. SEED	0	1 (0.3%)
COLLAGEN;GLUCOSAMINE	1 (0.3%)	0
DEXKETOPROFEN	1 (0.3%)	0
DICLOFENAC DIETHYLAMINE	0	1 (0.3%)
DICLOFENAC POTASSIUM	0	1 (0.3%)
DICLOFENAC;MISOPROSTOL	1 (0.3%)	0
DIPHENHYDRAMINE;IBUPROFEN	1 (0.3%)	0
ESFLURBIPROFEN	1 (0.3%)	0
ESOMEPRAZOLE;NAPROXEN	0	1 (0.3%)
ETODOLAC	0	1 (0.3%)
FLURBIPROFEN AXETIL	0	1 (0.3%)
GELATINE HYDROLYSATE;MAGNESIUM CARBONATE	0	1 (0.3%)
GLUCOSAMINE SULFATE	1 (0.3%)	0
GLYCINE MAX SEED OIL;PERSEA AMERICANA OIL	0	1 (0.3%)
HYDROCODONE;IBUPROFEN	1 (0.3%)	0
HYPERICUM PERFORATUM	0	1 (0.3%)
KETOPROFEN LYSINE	0	1 (0.3%)
KETOROLAC	1 (0.3%)	0
LOXOPROFEN SODIUM DIHYDRATE	1 (0.3%)	0
PIROXICAM BETADEX	0	1 (0.3%)
PRANOPROFEN	0	1 (0.3%)
PRUNUS CERASUS	1 (0.3%)	0
URTICA DIOICA	0	1 (0.3%)
VACCINIUM MACROCARPON	1 (0.3%)	0
ZINGIBER OFFICINALE	0	1 (0.3%)
HOMEOPATHIC PREPARATION		
Total number of patients with at least one treatment	96 (28.7%)	101 (30.0%)
Total number of treatments	148	155
ASCORBIC ACID	24 (7.2%)	26 (7.7%)
POTASSIUM CHLORIDE	24 (7.2%)	21 (6.2%)
SODIUM CHLORIDE	15 (4.5%)	20 (5.9%)
UBIDECARENONE	11 (3.3%)	15 (4.5%)
CYANOCOBALAMIN	15 (4.5%)	10 (3.0%)
IRON	8 (2.4%)	8 (2.4%)
POTASSIUM	6 (1.8%)	8 (2.4%)
CALCIUM CARBONATE	7 (2.1%)	6 (1.8%)
CORTISONE	5 (1.5%)	5 (1.5%)
EPINEPHRINE	6 (1.8%)	4 (1.2%)
ZINC	4 (1.2%)	5 (1.5%)
SAMBUCUS NIGRA	1 (0.3%)	2 (0.6%)
THYROID	3 (0.9%)	0
ESTRIOL	2 (0.6%)	0
GINKGO BILOBA	0	2 (0.6%)

UREA	0	2 (0.6%)
CAPSAICIN	1 (0.3%)	0
CD4 ANTIBODIES;HISTAMIN ANTIBODIES;INTERFERON GAMMA ANTIBODIES	0	1 (0.3%)
HYPERICUM PERFORATUM	0	1 (0.3%)
PHOSPHORIC ACID SODIUM	1 (0.3%)	0
PHOSPHORUS	1 (0.3%)	0
SELENIUM	1 (0.3%)	0
SILICON DIOXIDE	1 (0.3%)	0
SODIUM PHOSPHATE	0	1 (0.3%)
VACCINIUM MYRTILLUS	0	1 (0.3%)
ZINC GLUCONATE	0	1 (0.3%)
BLOOD SUBSTITUTES AND PERFUSION SOLUTIONS		
Total number of patients with at least one treatment	96 (28.7%)	93 (27.6%)
Total number of treatments	153	160
VITAMINS NOS	30 (9.0%)	33 (9.8%)
POTASSIUM CHLORIDE	24 (7.2%)	21 (6.2%)
SODIUM CHLORIDE	15 (4.5%)	20 (5.9%)
MINERALS NOS;VITAMINS NOS	21 (6.3%)	11 (3.3%)
POTASSIUM	6 (1.8%)	8 (2.4%)
ZINC	4 (1.2%)	5 (1.5%)
GLUCOSE	2 (0.6%)	4 (1.2%)
SODIUM BICARBONATE	3 (0.9%)	3 (0.9%)
CALCIUM CHLORIDE DIHYDRATE;POTASSIUM CHLORIDE;SODIUM CHLORIDE;SODIUM LACTATE	0	4 (1.2%)
CALCIUM CHLORIDE;POTASSIUM CHLORIDE;SODIUM LACTATE	0	4 (1.2%)
MAGNESIUM CITRATE	2 (0.6%)	2 (0.6%)
ZINC SULFATE	2 (0.6%)	2 (0.6%)
CHLORHEXIDINE GLUCONATE	1 (0.3%)	2 (0.6%)
GLYCEROL	1 (0.3%)	2 (0.6%)
BLOOD, WHOLE	1 (0.3%)	1 (0.3%)
CALCIUM CHLORIDE DIHYDRATE;POTASSIUM CHLORIDE;SODIUM ACETATE TRIHYDRATE;SODIUM CHLORIDE	2 (0.6%)	0
CALCIUM GLUCONATE MONOHYDRATE;GLUCOSE;MAGNESIUM CHLORIDE HEXAHYDRATE;POTASSIUM CHLORIDE;SODIUM ACETATE;SODIUM CHLORIDE;SODIUM CITRATE DIHYDRATE	2 (0.6%)	0
CARBOHYDRATES NOS;POTASSIUM CHLORIDE;SODIUM CHLORIDE;SODIUM LACTATE	1 (0.3%)	1 (0.3%)
GLUCOSE;POTASSIUM CHLORIDE;SODIUM CHLORIDE;SODIUM LACTATE	2 (0.6%)	0
GLUCOSE;SODIUM CHLORIDE	1 (0.3%)	1 (0.3%)
RED BLOOD CELLS	2 (0.6%)	0
RED BLOOD CELLS, CONCENTRATED	2 (0.6%)	0
UREA	0	2 (0.6%)
ALBUMIN HUMAN	0	1 (0.3%)
ARACHIS HYPOGAEA OIL	1 (0.3%)	0
BLOOD CELLS, PACKED HUMAN	0	1 (0.3%)

BLOOD PLASMA	1 (0.3%)	0
CALCIUM CHLORIDE	0	1 (0.3%)
CALCIUM CHLORIDE DIHYDRATE;GLUCOSE;POTASSIUM CHLORIDE;SODIUM ACETATE;SODIUM CHLORIDE	0	1 (0.3%)
CALCIUM CHLORIDE;GLUCOSE;POTASSIUM CHLORIDE;SODIUM ACETATE	0	1 (0.3%)
CHLORHEXIDINE	0	1 (0.3%)
CYSTEINE HYDROCHLORIDE;GLYCINE;GLYCYRRHIZIC ACID, AMMONIUM SALT	0	1 (0.3%)
ELECTROLYTES NOS	1 (0.3%)	0
FRUCTOSE;GLYCEROL	1 (0.3%)	0
GELATINE POLYSUCCINATE	1 (0.3%)	0
GLUCONATE SODIUM;LIDOCAINE;MAGNESIUM CHLORIDE;MAGNESIUM SULFATE;MANNITOL;POTASSIUM CHLORIDE;SODIUM ACETATE TRIHYDRATE;SODIUM BICARBONATE;SODIUM CHLORIDE	0	1 (0.3%)
GLUCOSE;MAGNESIUM CHLORIDE HEXAHYDRATE;POTASSIUM CHLORIDE;POTASSIUM PHOSPHATE MONOBASIC;SODIUM ACETATE TRIHYDRATE;SODIUM CHLORIDE	1 (0.3%)	0
GLUCOSE;POTASSIUM CHLORIDE;SODIUM CHLORIDE;SODIUM CITRATE	1 (0.3%)	0
GLYCINE	0	1 (0.3%)
I.V. SOLUTIONS	0	1 (0.3%)
ISOSORBIDE	1 (0.3%)	0
MAGNESIUM CHLORIDE	1 (0.3%)	0
MAGNESIUM SULFATE	0	1 (0.3%)
MANNITOL	0	1 (0.3%)
NUTRIENTS NOS	1 (0.3%)	0
OMEGA-3 FATTY ACIDS	1 (0.3%)	0
PHOSPHORIC ACID SODIUM	1 (0.3%)	0
POTASSIUM;SODIUM CHLORIDE	0	1 (0.3%)
SELENIUM	1 (0.3%)	0
SODIUM PHOSPHATE	0	1 (0.3%)
SODIUM PHOSPHATE DIBASIC;SODIUM PHOSPHATE MONOBASIC	1 (0.3%)	0
SOLUTIONS FOR PARENTERAL NUTRITION	1 (0.3%)	0
SORBITOL	1 (0.3%)	0
STEM CELLS NOS	1 (0.3%)	0
CARDIAC THERAPY		
Total number of patients with at least one treatment	88 (26.3%)	93 (27.6%)
Total number of treatments	133	131
IBUPROFEN	33 (9.9%)	29 (8.6%)
UBIDECARENONE	11 (3.3%)	15 (4.5%)
GLYCERYL TRINITRATE	13 (3.9%)	11 (3.3%)
LIDOCAINE	9 (2.7%)	15 (4.5%)
DIGOXIN	9 (2.7%)	5 (1.5%)
AMIODARONE	6 (1.8%)	5 (1.5%)
EPINEPHRINE	6 (1.8%)	4 (1.2%)
ISOSORBIDE MONONITRATE	6 (1.8%)	3 (0.9%)

AMIODARONE HYDROCHLORIDE	1 (0.3%)	4 (1.2%)
FLECAINIDE	4 (1.2%)	1 (0.3%)
INDOMETACIN	1 (0.3%)	3 (0.9%)
IPRATROPIUM BROMIDE	2 (0.6%)	2 (0.6%)
NOREPINEPHRINE	1 (0.3%)	3 (0.9%)
RANOLAZINE	3 (0.9%)	1 (0.3%)
IPRATROPIUM	2 (0.6%)	1 (0.3%)
LIMAPROST ALFADEX	0	3 (0.9%)
PROPAFENONE HYDROCHLORIDE	0	3 (0.9%)
DRONEDARONE HYDROCHLORIDE	2 (0.6%)	0
FLECAINIDE ACETATE	2 (0.6%)	0
ISOSORBIDE DINITRATE	1 (0.3%)	1 (0.3%)
MELDONIUM	1 (0.3%)	1 (0.3%)
ADENOSINE	1 (0.3%)	0
ATROPINE	0	1 (0.3%)
ATROPINE SULFATE	1 (0.3%)	0
CAMPHOR;MENTHOL	0	1 (0.3%)
CRATAEGUS SPP. EXTRACT	0	1 (0.3%)
DOBUTAMINE	0	1 (0.3%)
EPHEDRINE HYDROCHLORIDE	1 (0.3%)	0
MAGNESIUM ASPARTATE;POTASSIUM ASPARTATE	0	1 (0.3%)
MIDODRINE	0	1 (0.3%)
NICOTINAMIDE	1 (0.3%)	0
NOREPINEPHRINE BITARTRATE	1 (0.3%)	0
PACLITAXEL	1 (0.3%)	0
PHENYLEPHRINE	0	1 (0.3%)
SODIUM ALGINATE	1 (0.3%)	0
TAURINE	1 (0.3%)	0
UBIQUINOL	1 (0.3%)	0
ZINGIBER OFFICINALE	0	1 (0.3%)
DRUGS FOR OBSTRUCTIVE AIRWAY DISEASES		
Total number of patients with at least one treatment	90 (26.9%)	89 (26.4%)
Total number of treatments	172	166
SALBUTAMOL	13 (3.9%)	19 (5.6%)
FLUTICASONE PROPIONATE	9 (2.7%)	13 (3.9%)
SALBUTAMOL SULFATE	13 (3.9%)	9 (2.7%)
BUDESONIDE;FORMOTEROL FUMARATE	9 (2.7%)	7 (2.1%)
FLUTICASONE PROPIONATE;SALMETEROL XINAFOATE	9 (2.7%)	6 (1.8%)
FLUTICASONE	9 (2.7%)	5 (1.5%)
TRIAMCINOLONE ACETONIDE	3 (0.9%)	11 (3.3%)
DEXAMETHASONE	10 (3.0%)	3 (0.9%)
MONTELUKAST SODIUM	8 (2.4%)	5 (1.5%)
BUDESONIDE	6 (1.8%)	5 (1.5%)
TIOTROPIUM BROMIDE MONOHYDRATE	9 (2.7%)	2 (0.6%)
EPINEPHRINE	6 (1.8%)	4 (1.2%)
MOMETASONE FUROATE	1 (0.3%)	6 (1.8%)
MONTELUKAST	4 (1.2%)	3 (0.9%)

TRIAMCINOLONE	4 (1.2%)	3 (0.9%)
BECLOMETASONE DIPROPIONATE;FORMOTEROL FUMARATE	3 (0.9%)	2 (0.6%)
IPRATROPIUM;SALBUTAMOL	5 (1.5%)	0
BETAMETHASONE DIPROPIONATE	2 (0.6%)	2 (0.6%)
BETAMETHASONE VALERATE	2 (0.6%)	2 (0.6%)
FLUTICASONE FUROATE;UMECLIDINIUM BROMIDE;VILANTEROL TRIFENATATE	2 (0.6%)	2 (0.6%)
FORMOTEROL FUMARATE	3 (0.9%)	1 (0.3%)
IPRATROPIUM BROMIDE	2 (0.6%)	2 (0.6%)
BECLOMETASONE DIPROPIONATE	1 (0.3%)	2 (0.6%)
BETAMETHASONE SODIUM PHOSPHATE	2 (0.6%)	1 (0.3%)
CORTICOSTEROID NOS	3 (0.9%)	0
FLUTICASONE FUROATE;VILANTEROL TRIFENATATE	3 (0.9%)	0
FLUTICASONE PROPIONATE;SALMETEROL	1 (0.3%)	2 (0.6%)
GLYCOPYRRONIUM BROMIDE	0	3 (0.9%)
IPRATROPIUM	2 (0.6%)	1 (0.3%)
MOMETASONE	2 (0.6%)	1 (0.3%)
OLODATEROL HYDROCHLORIDE;TIOTROPIUM BROMIDE MONOHYDRATE	1 (0.3%)	2 (0.6%)
TIOTROPIUM BROMIDE	2 (0.6%)	1 (0.3%)
UMECLIDINIUM BROMIDE	0	3 (0.9%)
UMECLIDINIUM BROMIDE;VILANTEROL TRIFENATATE	2 (0.6%)	1 (0.3%)
ASARUM SPP. ROOT;CINNAMOMUM CASSIA BARK;EPHEDRA SPP. HERB;GLYCYRRHIZA SPP. ROOT;PAEONIA LACTIFLORA ROOT;PINELLIA TERNATA TUBER;SCHISANDRA CHINENSIS FRUIT;ZINGIBER OFFICINALE RHIZOME	1 (0.3%)	1 (0.3%)
BECLOMETASONE	0	2 (0.6%)
BETAMETHASONE	0	2 (0.6%)
BUDESONIDE;FORMOTEROL FUMARATE DIHYDRATE	0	2 (0.6%)
GLYCOPYRRONIUM BROMIDE;INDACATEROL MALEATE	0	2 (0.6%)
LEVOSALBUTAMOL	0	2 (0.6%)
OLODATEROL HYDROCHLORIDE;TIOTROPIUM BROMIDE	0	2 (0.6%)
OLODATEROL;TIOTROPIUM	1 (0.3%)	1 (0.3%)
TIOTROPIUM	1 (0.3%)	1 (0.3%)
ACLIDINIUM BROMIDE	1 (0.3%)	0
AMINOPHYLLINE	0	1 (0.3%)
ARFORMOTEROL TARTRATE	1 (0.3%)	0
ARTEMISIA ARGYI	1 (0.3%)	0
CICLESONIDE	0	1 (0.3%)
CINNAMOMUM CASSIA BARK;EPHEDRA SPP. HERB;GLYCYRRHIZA SPP. ROOT;PRUNUS SPP. SEED	0	1 (0.3%)
CROCUS SATIVUS	1 (0.3%)	0
CROMOGLICATE SODIUM;REPROTEROL HYDROCHLORIDE	1 (0.3%)	0
DRUGS FOR OBSTRUCTIVE AIRWAY DISEASES	0	1 (0.3%)
EPHEDRINE HYDROCHLORIDE	1 (0.3%)	0
FENOTEROL HYDROBROMIDE;IPRATROPIUM BROMIDE	1 (0.3%)	0
FLUNISOLIDE	0	1 (0.3%)
FLUTICASONE PROPIONATE;FORMOTEROL FUMARATE	1 (0.3%)	0
FLUTICASONE;VILANTEROL	0	1 (0.3%)

FORMOTEROL	0	1 (0.3%)
FORMOTEROL FUMARATE;MOMETASONE FUROATE	0	1 (0.3%)
GLYCYRRHIZA SPP. ROOT;OPHIOPOGON JAPONICUS TUBER;ORYZA SATIVA FRUIT;PANAX GINSENG ROOT;PINELLIA TERNATA TUBER;ZIZIPHUS JUJUBA FRUIT	0	1 (0.3%)
IPRATROPIUM BROMIDE MONOHYDRATE	1 (0.3%)	0
LEVOSALBUTAMOL HYDROCHLORIDE	0	1 (0.3%)
MEPIPHYLLINE	0	1 (0.3%)
THEOPHYLLINE	1 (0.3%)	0
UMECLIDINIUM;VILANTEROL	0	1 (0.3%)
VILANTEROL	0	1 (0.3%)
UROLOGICALS		
Total number of patients with at least one treatment	82 (24.6%)	95 (28.2%)
Total number of treatments	138	145
TAMSULOSIN	18 (5.4%)	15 (4.5%)
TAMSULOSIN HYDROCHLORIDE	8 (2.4%)	18 (5.3%)
FINASTERIDE	12 (3.6%)	13 (3.9%)
LIDOCAINE	9 (2.7%)	15 (4.5%)
MIRABEGRON	4 (1.2%)	8 (2.4%)
AMITRIPTYLINE	6 (1.8%)	4 (1.2%)
DUTASTERIDE	6 (1.8%)	3 (0.9%)
OXYBUTYNIN	6 (1.8%)	2 (0.6%)
DOXAZOSIN MESILATE	5 (1.5%)	2 (0.6%)
DULOXETINE	2 (0.6%)	5 (1.5%)
DOXAZOSIN	3 (0.9%)	3 (0.9%)
DULOXETINE HYDROCHLORIDE	4 (1.2%)	2 (0.6%)
MAGNESIUM HYDROXIDE	3 (0.9%)	3 (0.9%)
SILODOSIN	3 (0.9%)	3 (0.9%)
SODIUM BICARBONATE	3 (0.9%)	3 (0.9%)
SOLIFENACIN SUCCINATE	4 (1.2%)	2 (0.6%)
SILDENAFIL	2 (0.6%)	3 (0.9%)
TADALAFIL	1 (0.3%)	4 (1.2%)
HYALURONATE SODIUM	2 (0.6%)	2 (0.6%)
MAGNESIUM CITRATE	2 (0.6%)	2 (0.6%)
SILDENAFIL CITRATE	2 (0.6%)	2 (0.6%)
TERAZOSIN	0	4 (1.2%)
DUTASTERIDE;TAMSULOSIN HYDROCHLORIDE	3 (0.9%)	0
OXYBUTYNIN HYDROCHLORIDE	0	3 (0.9%)
ALFUZOSIN HYDROCHLORIDE	1 (0.3%)	1 (0.3%)
AMITRIPTYLINE HYDROCHLORIDE	0	2 (0.6%)
POTASSIUM CITRATE;SODIUM CITRATE DIHYDRATE	2 (0.6%)	0
SOLIFENACIN	2 (0.6%)	0
TERAZOSIN HYDROCHLORIDE	0	2 (0.6%)
TOLTERODINE	1 (0.3%)	1 (0.3%)
TROSPIUM CHLORIDE	0	2 (0.6%)
ALFUZOSIN	1 (0.3%)	0
ALPROSTADIL;PAPAVERINE;PHENTOLAMINE	1 (0.3%)	0

BORON;CHROMIUM;COPPER;GERMANIUM;IODINE;MANGANESE;MOLYBDENUM;SELENIUM;SILICON;SITOSTEROL;VANADIUM;VITAMIN D NOS;ZINC	0	1 (0.3%)
CALCIUM CARBONATE;CALCIUM PHOSPHATE DIBASIC;CUCURBITA PEPO SEED;CYANOCOBALAMIN;DL-ALPHA TOCOPHERYL ACETATE;FOLIC ACID;LYCOPENE;MAGNESIUM OXIDE;PRUNUS AFRICANA BARK;PYRIDOXINE HYDROCHLORIDE;SELENIUM AMINO ACID CHELATE;SERENOA REPENS FRUIT;ZINC GLYCINATE	1 (0.3%)	0
CALCIUM CHLORIDE	0	1 (0.3%)
CHIMAPHILA UMBELLATA EXTRACT;EQUISETUM ARVENSE EXTRACT;POPULUS TREMULOIDES EXTRACT;PULSATILLA PRATENSIS;TRITICUM AESTIVUM OIL	0	1 (0.3%)
CHONDROITIN SULFATE	0	1 (0.3%)
CLOMIPRAMINE HYDROCHLORIDE	1 (0.3%)	0
CROCUS SATIVUS	1 (0.3%)	0
DARIFENACIN HYDROBROMIDE	0	1 (0.3%)
FESOTERODINE	1 (0.3%)	0
FESOTERODINE FUMARATE	0	1 (0.3%)
GALIUM VERUM	0	1 (0.3%)
IMIDAFENACIN	0	1 (0.3%)
LYCOPENE	1 (0.3%)	0
PHENAZOPYRIDINE	1 (0.3%)	0
SERENOA REPENS	1 (0.3%)	0
URTICA DIOICA	0	1 (0.3%)
VIBEGRON	0	1 (0.3%)
WITHANIA SOMNIFERA	1 (0.3%)	0
CALCIUM CHANNEL BLOCKERS		
Total number of patients with at least one treatment	86 (25.7%)	87 (25.8%)
Total number of treatments	92	99
AMLODIPINE	44 (13.2%)	53 (15.7%)
AMLODIPINE BESILATE	12 (3.6%)	14 (4.2%)
DILTIAZEM	9 (2.7%)	4 (1.2%)
NIFEDIPINE	7 (2.1%)	6 (1.8%)
DILTIAZEM HYDROCHLORIDE	6 (1.8%)	2 (0.6%)
LERCANIDIPINE HYDROCHLORIDE	4 (1.2%)	4 (1.2%)
FELODIPINE	3 (0.9%)	2 (0.6%)
BENIDIPINE HYDROCHLORIDE	2 (0.6%)	2 (0.6%)
VERAPAMIL	1 (0.3%)	2 (0.6%)
AMLODIPINE MALEATE	2 (0.6%)	0
VERAPAMIL HYDROCHLORIDE	0	2 (0.6%)
AZELNIDIPINE	1 (0.3%)	0
CILNIDIPINE	0	1 (0.3%)
LERCANIDIPINE	1 (0.3%)	0
NICARDIPINE	0	1 (0.3%)
NITRENDIPINE	0	1 (0.3%)
OTHER GYNECOLOGICALS		

Total number of patients with at least one treatment	86 (25.7%)	86 (25.5%)
Total number of treatments	108	112
IBUPROFEN	33 (9.9%)	29 (8.6%)
SALBUTAMOL	13 (3.9%)	19 (5.6%)
SALBUTAMOL SULFATE	13 (3.9%)	9 (2.7%)
NAPROXEN SODIUM	7 (2.1%)	10 (3.0%)
NIFEDIPINE	7 (2.1%)	6 (1.8%)
NAPROXEN	5 (1.5%)	6 (1.8%)
SODIUM BICARBONATE	3 (0.9%)	3 (0.9%)
PAROXETINE	4 (1.2%)	1 (0.3%)
HYALURONATE SODIUM	2 (0.6%)	2 (0.6%)
METHOTREXATE	1 (0.3%)	3 (0.9%)
PAROXETINE HYDROCHLORIDE	0	4 (1.2%)
CLONIDINE	2 (0.6%)	1 (0.3%)
GLYCEROL	1 (0.3%)	2 (0.6%)
LACTOBACILLUS ACIDOPHILUS	2 (0.6%)	1 (0.3%)
CLONIDINE HYDROCHLORIDE	0	2 (0.6%)
SALVIA OFFICINALIS	0	2 (0.6%)
ARTEMISIA ARGYI	1 (0.3%)	0
BACILLUS COAGULANS	0	1 (0.3%)
BENZYDAMINE HYDROCHLORIDE	0	1 (0.3%)
CABERGOLINE	0	1 (0.3%)
COPPER	1 (0.3%)	0
CROCUS SATIVUS	1 (0.3%)	0
GLYCINE	0	1 (0.3%)
LACTOBACILLUS PLANTARUM	1 (0.3%)	0
PROGESTERONE	1 (0.3%)	0
WITHANIA SOMNIFERA	1 (0.3%)	0
DIURETICS		
Total number of patients with at least one treatment	88 (26.3%)	82 (24.3%)
Total number of treatments	118	106
FUROSEMIDE	39 (11.7%)	36 (10.7%)
HYDROCHLOROTHIAZIDE	25 (7.5%)	17 (5.0%)
SPIRONOLACTONE	10 (3.0%)	10 (3.0%)
INDAPAMIDE	8 (2.4%)	6 (1.8%)
TORASEMIDE	4 (1.2%)	6 (1.8%)
HYDROCHLOROTHIAZIDE;TRIAMTERENE	4 (1.2%)	5 (1.5%)
CHLORTALIDONE	1 (0.3%)	4 (1.2%)
EPLERENONE	3 (0.9%)	1 (0.3%)
BUMETANIDE	1 (0.3%)	2 (0.6%)
METOLAZONE	1 (0.3%)	2 (0.6%)
SAMBUCUS NIGRA	1 (0.3%)	2 (0.6%)
BENDROFLUMETHIAZIDE	0	2 (0.6%)
OTHER DIURETICS	2 (0.6%)	0
TRICHLORMETHIAZIDE	2 (0.6%)	0
ACETAZOLAMIDE	1 (0.3%)	0

AMILORIDE	0	1 (0.3%)
AMILORIDE HYDROCHLORIDE;HYDROCHLOROTHIAZIDE	1 (0.3%)	0
AZOSEMIDE	0	1 (0.3%)
BETULA SPP. LEAF;MATRICARIA RECUTITA HERB;PETROSELINUM CRISPUM ROOT;PHASEOLUS VULGARIS PERICARP;POTASSIUM CITRATE;SODIUM CITRATE;VACCINIUM VITIS-IDAEA LEAF	0	1 (0.3%)
GALIUM VERUM	0	1 (0.3%)
HYPERICUM PERFORATUM	0	1 (0.3%)
ISOSORBIDE	1 (0.3%)	0
TRIAMTERENE	1 (0.3%)	0
URTICA DIOICA	0	1 (0.3%)
WITHANIA SOMNIFERA	1 (0.3%)	0
NASAL PREPARATIONS		
Total number of patients with at least one treatment	79 (23.7%)	91 (27.0%)
Total number of treatments	130	164
SODIUM CHLORIDE	15 (4.5%)	20 (5.9%)
FLUTICASONE PROPIONATE	9 (2.7%)	13 (3.9%)
FLUTICASONE	9 (2.7%)	5 (1.5%)
TRIAMCINOLONE ACETONIDE	3 (0.9%)	11 (3.3%)
DEXAMETHASONE	10 (3.0%)	3 (0.9%)
BUDESONIDE	6 (1.8%)	5 (1.5%)
EPINEPHRINE	6 (1.8%)	4 (1.2%)
MUPIROCIN	3 (0.9%)	6 (1.8%)
PREDNISOLONE	3 (0.9%)	6 (1.8%)
ZINC	4 (1.2%)	5 (1.5%)
ACETYLCYSTEINE	5 (1.5%)	3 (0.9%)
MOMETASONE FUROATE	1 (0.3%)	6 (1.8%)
TRIAMCINOLONE	4 (1.2%)	3 (0.9%)
SODIUM BICARBONATE	3 (0.9%)	3 (0.9%)
PSEUDOEPHEDRINE HYDROCHLORIDE	1 (0.3%)	4 (1.2%)
AZELASTINE	2 (0.6%)	2 (0.6%)
BETAMETHASONE DIPROPIONATE	2 (0.6%)	2 (0.6%)
BETAMETHASONE VALERATE	2 (0.6%)	2 (0.6%)
HYALURONATE SODIUM	2 (0.6%)	2 (0.6%)
IPRATROPIUM BROMIDE	2 (0.6%)	2 (0.6%)
BECLOMETASONE DIPROPIONATE	1 (0.3%)	2 (0.6%)
BETAMETHASONE SODIUM PHOSPHATE	2 (0.6%)	1 (0.3%)
CORTICOSTEROID NOS	3 (0.9%)	0
IPRATROPIUM	2 (0.6%)	1 (0.3%)
MOMETASONE	2 (0.6%)	1 (0.3%)
OXYMETAZOLINE	1 (0.3%)	2 (0.6%)
OXYMETAZOLINE HYDROCHLORIDE	1 (0.3%)	2 (0.6%)
AZELASTINE HYDROCHLORIDE	1 (0.3%)	1 (0.3%)
BECLOMETASONE	0	2 (0.6%)
BETAMETHASONE	0	2 (0.6%)
CETIRIZINE HYDROCHLORIDE;PSEUDOEPHEDRINE HYDROCHLORIDE	0	2 (0.6%)

DEXPANTHENOL	0	2 (0.6%)
FEXOFENADINE HYDROCHLORIDE;PSEUDOEPHEDRINE HYDROCHLORIDE	1 (0.3%)	1 (0.3%)
OLOPATADINE HYDROCHLORIDE	0	2 (0.6%)
OTHER NASAL PREPARATIONS	1 (0.3%)	1 (0.3%)
XYLOMETAZOLINE HYDROCHLORIDE	1 (0.3%)	1 (0.3%)
AZELASTINE HYDROCHLORIDE;FLUTICASONE PROPIONATE	0	1 (0.3%)
BETA GLUCAN	1 (0.3%)	0
CAMPHOR;MENTHOL	0	1 (0.3%)
CHLORPHENAMINE MALEATE;IBUPROFEN;PHENYLEPHRINE HYDROCHLORIDE	0	1 (0.3%)
CICLESONIDE	0	1 (0.3%)
DEXAMETHASONE VALERATE	0	1 (0.3%)
EPHEDRINE HYDROCHLORIDE	1 (0.3%)	0
FLUNISOLIDE	0	1 (0.3%)
LORATADINE;PSEUDOEPHEDRINE SULFATE	0	1 (0.3%)
MENTHOL	0	1 (0.3%)
NAPHAZOLINE NITRATE	0	1 (0.3%)
NAPROXEN SODIUM;PSEUDOEPHEDRINE HYDROCHLORIDE	1 (0.3%)	0
PHENYLEPHRINE	0	1 (0.3%)
POTASSIUM;SODIUM CHLORIDE	0	1 (0.3%)
PSEUDOEPHEDRINE	1 (0.3%)	0
RETINOL	1 (0.3%)	0
ZINC GLUCONATE	0	1 (0.3%)
VASOPROTECTIVES		
Total number of patients with at least one treatment	86 (25.7%)	83 (24.6%)
Total number of treatments	137	137
GLYCERYL TRINITRATE	13 (3.9%)	11 (3.3%)
LIDOCAINE	9 (2.7%)	15 (4.5%)
TRIAMCINOLONE ACETONIDE	3 (0.9%)	11 (3.3%)
DEXAMETHASONE	10 (3.0%)	3 (0.9%)
DILTIAZEM	9 (2.7%)	4 (1.2%)
HYDROCORTISONE	5 (1.5%)	8 (2.4%)
NIFEDIPINE	7 (2.1%)	6 (1.8%)
HEPARIN	5 (1.5%)	5 (1.5%)
PREDNISOLONE	3 (0.9%)	6 (1.8%)
ZINC	4 (1.2%)	5 (1.5%)
DILTIAZEM HYDROCHLORIDE	6 (1.8%)	2 (0.6%)
TRIAMCINOLONE	4 (1.2%)	3 (0.9%)
DIOSMIN;HESPERIDIN	2 (0.6%)	3 (0.9%)
HEPARIN SODIUM	4 (1.2%)	1 (0.3%)
ANTIBIOTICS	4 (1.2%)	0
BETAMETHASONE DIPROPIONATE	2 (0.6%)	2 (0.6%)
BETAMETHASONE VALERATE	2 (0.6%)	2 (0.6%)
DIOSMIN	2 (0.6%)	2 (0.6%)
HEPARINOID	2 (0.6%)	2 (0.6%)
HYALURONATE SODIUM	2 (0.6%)	2 (0.6%)
ZINC SULFATE	2 (0.6%)	2 (0.6%)

ASCORBIC ACID;RUTOSIDE	1 (0.3%)	2 (0.6%)
BECLOMETASONE DIPROPIONATE	1 (0.3%)	2 (0.6%)
BETAMETHASONE SODIUM PHOSPHATE	2 (0.6%)	1 (0.3%)
CORTICOSTEROID NOS	3 (0.9%)	0
FLUOCINONIDE	3 (0.9%)	0
TROXERUTIN	1 (0.3%)	2 (0.6%)
BECLOMETASONE	0	2 (0.6%)
BETAMETHASONE	0	2 (0.6%)
BETAMETHASONE BUTYRATE PROPIONATE	0	2 (0.6%)
FLUOCINOLONE ACETONIDE	2 (0.6%)	0
GLUCOSE;SODIUM CHLORIDE	1 (0.3%)	1 (0.3%)
IODINE	1 (0.3%)	1 (0.3%)
ISOSORBIDE DINITRATE	1 (0.3%)	1 (0.3%)
LIDOCAINE;TRIBENOSIDE	1 (0.3%)	1 (0.3%)
MUCOPOLYSACCHARIDE POLYSULFURIC ACID ESTER	2 (0.6%)	0
ANESTHETICS, LOCAL	0	1 (0.3%)
ASCORBIC ACID;HESPERIDIN;RUSCUS ACULEATUS	1 (0.3%)	0
CALCIUM DOBESILATE	1 (0.3%)	0
CINCHOCAINE;HYDROCORTISONE	0	1 (0.3%)
CROTAMITON;HYDROCORTISONE	0	1 (0.3%)
DEXAMETHASONE VALERATE	0	1 (0.3%)
DIETHYLAMINE SALICYLATE;ESCIN	0	1 (0.3%)
ESCHERICHIA COLI;HYDROCORTISONE	0	1 (0.3%)
HYDROCORTISONE PROBUTAT	0	1 (0.3%)
OLEA EUROPAEA LEAF	0	1 (0.3%)
OTHER AGENTS FOR TREATMENT OF HEMORRHOIDS AND ANAL FISSURES FOR TOPICAL USE	0	1 (0.3%)
PHENOL	0	1 (0.3%)
PHENYLEPHRINE	0	1 (0.3%)
SODIUM ALGINATE	1 (0.3%)	0
CORTICOSTEROIDS, DERMATOLOGICAL PREPARATIONS		
Total number of patients with at least one treatment	80 (24.0%)	87 (25.8%)
Total number of treatments	130	146
PREDNISONE	21 (6.3%)	20 (5.9%)
FLUTICASONE PROPIONATE	9 (2.7%)	13 (3.9%)
FLUTICASONE	9 (2.7%)	5 (1.5%)
METHYLPREDNISOLONE	7 (2.1%)	7 (2.1%)
TRIAMCINOLONE ACETONIDE	3 (0.9%)	11 (3.3%)
DEXAMETHASONE	10 (3.0%)	3 (0.9%)
HYDROCORTISONE	5 (1.5%)	8 (2.4%)
BUDESONIDE	6 (1.8%)	5 (1.5%)
PREDNISOLONE	3 (0.9%)	6 (1.8%)
MOMETASONE FUROATE	1 (0.3%)	6 (1.8%)
TRIAMCINOLONE	4 (1.2%)	3 (0.9%)
CLOBETASOL PROPIONATE	1 (0.3%)	4 (1.2%)
BETAMETHASONE DIPROPIONATE	2 (0.6%)	2 (0.6%)
BETAMETHASONE VALERATE	2 (0.6%)	2 (0.6%)

DIFLUPREDNATE	2 (0.6%)	2 (0.6%)
METHYLPREDNISOLONE ACETATE	2 (0.6%)	2 (0.6%)
METHYLPREDNISOLONE SODIUM SUCCINATE	0	4 (1.2%)
STEROIDS	2 (0.6%)	2 (0.6%)
BECLOMETASONE DIPROPIONATE	1 (0.3%)	2 (0.6%)
BETAMETHASONE SODIUM PHOSPHATE	2 (0.6%)	1 (0.3%)
BETAMETHASONE VALERATE;GENTAMICIN SULFATE	1 (0.3%)	2 (0.6%)
CORTICOSTEROID NOS	3 (0.9%)	0
FLUOCINONIDE	3 (0.9%)	0
MOMETASONE	2 (0.6%)	1 (0.3%)
BECLOMETASONE	0	2 (0.6%)
BETAMETHASONE	0	2 (0.6%)
BETAMETHASONE BUTYRATE PROPIONATE	0	2 (0.6%)
FLUOCINOLONE ACETONIDE	2 (0.6%)	0
HYDROCORTISONE BUTYRATE	2 (0.6%)	0
BACTERIA NOS;HYDROCORTISONE	1 (0.3%)	0
BETAMETHASONE ACETATE;BETAMETHASONE SODIUM PHOSPHATE	1 (0.3%)	0
BETAMETHASONE DIPROPIONATE;BETAMETHASONE SODIUM PHOSPHATE	1 (0.3%)	0
CIPROFLOXACIN HYDROCHLORIDE;FLUOCINOLONE ACETONIDE	0	1 (0.3%)
CLOBETASOL	1 (0.3%)	0
CROTAMITON;HYDROCORTISONE	0	1 (0.3%)
DESOXIMETASONE	1 (0.3%)	0
DEXAMETHASONE VALERATE	0	1 (0.3%)
HYDROCORTISONE ACETATE;NEOMYCIN SULFATE	0	1 (0.3%)
HYDROCORTISONE PROBUTAT	0	1 (0.3%)
HYDROCORTISONE;NEOMYCIN SULFATE;POLYMYXIN B SULFATE	1 (0.3%)	0
METHYLPREDNISOLONE ACEPONATE	0	1 (0.3%)
ULOBETASOL PROPIONATE	1 (0.3%)	0
PSYCHOANALEPTICS		
Total number of patients with at least one treatment	87 (26.0%)	77 (22.8%)
Total number of treatments	132	104
SERTRALINE	11 (3.3%)	10 (3.0%)
MIRTAZAPINE	9 (2.7%)	11 (3.3%)
CITALOPRAM	9 (2.7%)	8 (2.4%)
TRAZODONE	6 (1.8%)	10 (3.0%)
ESCITALOPRAM OXALATE	8 (2.4%)	7 (2.1%)
ESCITALOPRAM	8 (2.4%)	5 (1.5%)
BUPROPION HYDROCHLORIDE	8 (2.4%)	3 (0.9%)
AMITRIPTYLINE	6 (1.8%)	4 (1.2%)
BUPROPION	6 (1.8%)	1 (0.3%)
DULOXETINE	2 (0.6%)	5 (1.5%)
DULOXETINE HYDROCHLORIDE	4 (1.2%)	2 (0.6%)
FLUOXETINE	4 (1.2%)	2 (0.6%)
DONEPEZIL	2 (0.6%)	3 (0.9%)

MEMANTINE HYDROCHLORIDE	4 (1.2%)	1 (0.3%)
PAROXETINE	4 (1.2%)	1 (0.3%)
SERTRALINE HYDROCHLORIDE	5 (1.5%)	0
MEMANTINE	4 (1.2%)	0
PAROXETINE HYDROCHLORIDE	0	4 (1.2%)
PIRACETAM	1 (0.3%)	3 (0.9%)
VENLAFAXINE	3 (0.9%)	1 (0.3%)
CLONIDINE	2 (0.6%)	1 (0.3%)
DONEPEZIL HYDROCHLORIDE	2 (0.6%)	1 (0.3%)
DOXEPIN	1 (0.3%)	2 (0.6%)
LAMOTRIGINE	2 (0.6%)	1 (0.3%)
VINPOCETINE	1 (0.3%)	2 (0.6%)
AMITRIPTYLINE HYDROCHLORIDE	0	2 (0.6%)
CITALOPRAM HYDROBROMIDE	1 (0.3%)	1 (0.3%)
CLONIDINE HYDROCHLORIDE	0	2 (0.6%)
GINKGO BILOBA	0	2 (0.6%)
GINKGO BILOBA EXTRACT	2 (0.6%)	0
TRAZODONE HYDROCHLORIDE	1 (0.3%)	1 (0.3%)
VENLAFAXINE HYDROCHLORIDE	1 (0.3%)	1 (0.3%)
BUPLEURUM FALCATUM ROOT;CINNAMOMUM CASSIA BARK;FOSSILIA OSSIS MASTODI;OYSTER SHELL;PANAX GINSENG ROOT;PINELLIA TERNATA TUBER;PORIA COCOS SCLEROTIUM;RHEUM SPP. RHIZOME;SCUTELLARIA BAICALENSIS ROOT;ZINGIBER OFFICINALE RHIZOME;ZIZIPHUS JUJUBA FRUIT	0	1 (0.3%)
CAMELLIA SINENSIS	1 (0.3%)	0
CITICOLINE	0	1 (0.3%)
CLOMIPRAMINE HYDROCHLORIDE	1 (0.3%)	0
DEXMETHYLPHENIDATE HYDROCHLORIDE	1 (0.3%)	0
DOXEPIN HYDROCHLORIDE	0	1 (0.3%)
FLUOXETINE HYDROCHLORIDE	1 (0.3%)	0
HYPERICUM PERFORATUM	0	1 (0.3%)
METHYLETHYLPIRIDINOL	1 (0.3%)	0
METHYLETHYLPIRIDINOL SUCCINATE	1 (0.3%)	0
METHYLPHENIDATE	0	1 (0.3%)
MIANSERIN HYDROCHLORIDE	1 (0.3%)	0
NORTRIPTYLINE	1 (0.3%)	0
OPIPRAMOL HYDROCHLORIDE	1 (0.3%)	0
RIVASTIGMINE	0	1 (0.3%)
TIANEPTINE SODIUM	0	1 (0.3%)
TRIMIPRAMINE MALEATE	1 (0.3%)	0
WITHANIA SOMNIFERA	1 (0.3%)	0
ANTIDIARRHEALS, INTESTINAL ANTIINFLAMMATORY/ANTIINFECTIVE AGENTS		
Total number of patients with at least one treatment	72 (21.6%)	85 (25.2%)
Total number of treatments	106	140
PREDNISONE	21 (6.3%)	20 (5.9%)
PROBIOTICS NOS	7 (2.1%)	9 (2.7%)

HYDROCORTISONE	5 (1.5%)	8 (2.4%)
MORPHINE	6 (1.8%)	6 (1.8%)
BUDESONIDE	6 (1.8%)	5 (1.5%)
PREDNISOLONE	3 (0.9%)	6 (1.8%)
LOPERAMIDE HYDROCHLORIDE	3 (0.9%)	5 (1.5%)
VANCOMYCIN	1 (0.3%)	7 (2.1%)
NYSTATIN	0	7 (2.1%)
PLANTAGO OVATA	2 (0.6%)	3 (0.9%)
ANTIBIOTICS	4 (1.2%)	0
BETAMETHASONE DIPROPIONATE	2 (0.6%)	2 (0.6%)
BETAMETHASONE VALERATE	2 (0.6%)	2 (0.6%)
BIFIDOBACTERIUM INFANTIS	3 (0.9%)	1 (0.3%)
LOPERAMIDE	1 (0.3%)	3 (0.9%)
BECLOMETASONE DIPROPIONATE	1 (0.3%)	2 (0.6%)
BETAMETHASONE SODIUM PHOSPHATE	2 (0.6%)	1 (0.3%)
CORTICOSTEROID NOS	3 (0.9%)	0
LACTOBACILLUS ACIDOPHILUS	2 (0.6%)	1 (0.3%)
ANTIDIARRHEAL MICROORGANISMS	1 (0.3%)	1 (0.3%)
ATROPINE SULFATE;DIPHENOXYLATE HYDROCHLORIDE	0	2 (0.6%)
ATROPINE;DIPHENOXYLATE	1 (0.3%)	1 (0.3%)
BECLOMETASONE	0	2 (0.6%)
BETAMETHASONE	0	2 (0.6%)
BETAMETHASONE BUTYRATE PROPIONATE	0	2 (0.6%)
BISMUTH SUBSALICYLATE	1 (0.3%)	1 (0.3%)
COLESTYRAMINE	0	2 (0.6%)
ELUXADOLINE	1 (0.3%)	1 (0.3%)
GLUCOSE;POTASSIUM CHLORIDE;SODIUM CHLORIDE;SODIUM LACTATE	2 (0.6%)	0
GLUCOSE;SODIUM CHLORIDE	1 (0.3%)	1 (0.3%)
HYDROCORTISONE BUTYRATE	2 (0.6%)	0
RIFAXIMIN	0	2 (0.6%)
SULFASALAZINE	0	2 (0.6%)
VACCINIUM MYRTILLUS FRUIT	1 (0.3%)	1 (0.3%)
BACILLUS COAGULANS	0	1 (0.3%)
BACILLUS MESENTERICUS;CLOSTRIDIUM BUTYRICUM;ENTEROCOCCUS FAECALIS	0	1 (0.3%)
BACITRACIN	1 (0.3%)	0
BACITRACIN;NEOMYCIN SULFATE	0	1 (0.3%)
BIFIDOBACTERIUM BIFIDUM;BIFIDOBACTERIUM INFANTIS	1 (0.3%)	0
BIFIDOBACTERIUM BIFIDUM;BIFIDOBACTERIUM LONGUM;LACTOBACILLUS GASSERI	0	1 (0.3%)
CAMELLIA SINENSIS	1 (0.3%)	0
CITRUS AURANTIUM PEEL;CREOSOTE;GLYCYRRHIZA SPP. ROOT;PHELLODENDRON SPP. BARK;UNCARIA GAMBIR LEAF WITH TWIG	0	1 (0.3%)
GLUCOSE;POTASSIUM CHLORIDE;SODIUM CHLORIDE;SODIUM CITRATE	1 (0.3%)	0
HYDROCORTISONE PROBUTAT	0	1 (0.3%)
LACTOBACILLUS PLANTARUM	1 (0.3%)	0
MENTHOL	0	1 (0.3%)

MESALAZINE	0	1 (0.3%)
MICONAZOLE	0	1 (0.3%)
MICONAZOLE NITRATE	0	1 (0.3%)
SILICON DIOXIDE	1 (0.3%)	0
URTICA DIOICA	0	1 (0.3%)
VACCINIUM MYRTILLUS	0	1 (0.3%)
VANCOMYCIN HYDROCHLORIDE	0	1 (0.3%)
OTOLOGICALS		
Total number of patients with at least one treatment	76 (22.8%)	81 (24.0%)
Total number of treatments	126	153
SODIUM CHLORIDE	15 (4.5%)	20 (5.9%)
LIDOCAINE	9 (2.7%)	15 (4.5%)
DOCUSATE SODIUM	11 (3.3%)	10 (3.0%)
CIPROFLOXACIN	9 (2.7%)	11 (3.3%)
LEVOFLOXACIN	8 (2.4%)	10 (3.0%)
DEXAMETHASONE	10 (3.0%)	3 (0.9%)
HYDROCORTISONE	5 (1.5%)	8 (2.4%)
DOCUSATE	4 (1.2%)	5 (1.5%)
PREDNISOLONE	3 (0.9%)	6 (1.8%)
SODIUM BICARBONATE	3 (0.9%)	3 (0.9%)
BETAMETHASONE DIPROPIONATE	2 (0.6%)	2 (0.6%)
BETAMETHASONE VALERATE	2 (0.6%)	2 (0.6%)
GENTAMICIN	1 (0.3%)	3 (0.9%)
STEROIDS	2 (0.6%)	2 (0.6%)
BETAMETHASONE SODIUM PHOSPHATE	2 (0.6%)	1 (0.3%)
CHLORHEXIDINE GLUCONATE	1 (0.3%)	2 (0.6%)
CIPROFLOXACIN HYDROCHLORIDE	2 (0.6%)	1 (0.3%)
CORTICOSTEROID NOS	3 (0.9%)	0
GLYCEROL	1 (0.3%)	2 (0.6%)
SALICYLIC ACID	2 (0.6%)	1 (0.3%)
UREA HYDROGEN PEROXIDE	3 (0.9%)	0
BETAMETHASONE	0	2 (0.6%)
CLOTRIMAZOLE	0	2 (0.6%)
FLUOCINOLONE ACETONIDE	2 (0.6%)	0
LEVOFLOXACIN HEMIHYDRATE	1 (0.3%)	1 (0.3%)
ANESTHETICS, LOCAL	0	1 (0.3%)
BENZOCAINE;BENZYL-P-PHENOL;CHLOROBUTANOL;PINUS NIGRA OIL	0	1 (0.3%)
CHLORAMPHENICOL	1 (0.3%)	0
CHLORHEXIDINE	0	1 (0.3%)
CIPROFLOXACIN HYDROCHLORIDE;DEXAMETHASONE	0	1 (0.3%)
CIPROFLOXACIN HYDROCHLORIDE;FLUOCINOLONE ACETONIDE	0	1 (0.3%)
CROTAMITON;HYDROCORTISONE	0	1 (0.3%)
DEXAMETHASONE VALERATE	0	1 (0.3%)
DEXAMETHASONE;TOBRAMYCIN	0	1 (0.3%)
GENTAMICIN SULFATE	0	1 (0.3%)
HYDROCORTISONE ACETATE;NEOMYCIN SULFATE	0	1 (0.3%)

HYDROCORTISONE PROBUTAT	0	1 (0.3%)
HYDROCORTISONE;NEOMYCIN SULFATE;POLYMYXIN B SULFATE	1 (0.3%)	0
MICONAZOLE	0	1 (0.3%)
MICONAZOLE NITRATE	0	1 (0.3%)
OFLOXACIN	0	1 (0.3%)
PHENOL	0	1 (0.3%)
ANTI-ACNE PREPARATIONS		
Total number of patients with at least one treatment	74 (22.2%)	72 (21.4%)
Total number of treatments	114	114
IBUPROFEN	33 (9.9%)	29 (8.6%)
AZITHROMYCIN	15 (4.5%)	18 (5.3%)
DOXYCYCLINE	10 (3.0%)	9 (2.7%)
METHYLPREDNISOLONE	7 (2.1%)	7 (2.1%)
DEXAMETHASONE	10 (3.0%)	3 (0.9%)
CLINDAMYCIN	6 (1.8%)	6 (1.8%)
ERYTHROMYCIN	0	4 (1.2%)
METHYLPREDNISOLONE ACETATE	2 (0.6%)	2 (0.6%)
METHYLPREDNISOLONE SODIUM SUCCINATE	0	4 (1.2%)
CHLORHEXIDINE GLUCONATE	1 (0.3%)	2 (0.6%)
DIMETICONE	1 (0.3%)	2 (0.6%)
SALICYLIC ACID	2 (0.6%)	1 (0.3%)
CLINDAMYCIN PHOSPHATE	1 (0.3%)	1 (0.3%)
MINOCYCLINE	1 (0.3%)	1 (0.3%)
AZELAIC ACID	0	1 (0.3%)
CHLORAMPHENICOL	1 (0.3%)	0
CHLORHEXIDINE	0	1 (0.3%)
DEXAMETHASONE VALERATE	0	1 (0.3%)
ISOTRETINOIN	1 (0.3%)	0
MINOCYCLINE HYDROCHLORIDE	0	1 (0.3%)
NICOTINAMIDE	1 (0.3%)	0
RETINOL	1 (0.3%)	0
ANTIANEMIC PREPARATIONS		
Total number of patients with at least one treatment	76 (22.8%)	66 (19.6%)
Total number of treatments	89	86
MINERALS NOS;VITAMINS NOS	21 (6.3%)	11 (3.3%)
VITAMIN B12 NOS	14 (4.2%)	18 (5.3%)
CYANOCOBALAMIN	15 (4.5%)	10 (3.0%)
FOLIC ACID	12 (3.6%)	11 (3.3%)
IRON	8 (2.4%)	8 (2.4%)
FERROUS SULFATE	5 (1.5%)	8 (2.4%)
MECOBALAMIN	3 (0.9%)	6 (1.8%)
VITAMIN B NOS	1 (0.3%)	2 (0.6%)
IRON;VITAMINS NOS	1 (0.3%)	1 (0.3%)
ASCORBIC ACID;FERROUS FUMARATE;FOLIC ACID	1 (0.3%)	0
ASCORBIC ACID;FERROUS SULFATE	1 (0.3%)	0

ASCORBIC ACID;IRON	0	1 (0.3%)
CALCIUM FOLINATE	0	1 (0.3%)
CALCIUM LEVOMEFOLATE	0	1 (0.3%)
CYANOCOBALAMIN;FOLIC ACID;PYRIDOXINE HYDROCHLORIDE	0	1 (0.3%)
EPOETIN BETA	1 (0.3%)	0
FERRIC HYDROXIDE POLYMALTOSE COMPLEX	0	1 (0.3%)
FERROUS FUMARATE	1 (0.3%)	0
FERROUS GLUCONATE	0	1 (0.3%)
FERROUS GLYCINE SULFATE	1 (0.3%)	0
FERROUS SODIUM CITRATE	1 (0.3%)	0
HYDROXOCOBALAMIN	1 (0.3%)	0
IRON OXIDES	0	1 (0.3%)
SACCHARATED IRON OXIDE	0	1 (0.3%)
THROAT PREPARATIONS		
Total number of patients with at least one treatment	68 (20.4%)	73 (21.7%)
Total number of treatments	100	106
IBUPROFEN	33 (9.9%)	29 (8.6%)
DICLOFENAC	16 (4.8%)	13 (3.9%)
LIDOCAINE	9 (2.7%)	15 (4.5%)
DICLOFENAC SODIUM	5 (1.5%)	10 (3.0%)
KETOPROFEN	5 (1.5%)	5 (1.5%)
AMBROXOL HYDROCHLORIDE	3 (0.9%)	3 (0.9%)
ANTIBIOTICS	4 (1.2%)	0
POVIDONE-IODINE	2 (0.6%)	2 (0.6%)
AMBROXOL	2 (0.6%)	1 (0.3%)
CHLORHEXIDINE GLUCONATE	1 (0.3%)	2 (0.6%)
FLURBIPROFEN	0	2 (0.6%)
IODINE	1 (0.3%)	1 (0.3%)
SALVIA OFFICINALIS	0	2 (0.6%)
SODIUM GUALENATE HYDRATE	0	2 (0.6%)
ANESTHETICS, LOCAL	0	1 (0.3%)
BACITRACIN	1 (0.3%)	0
BACITRACIN;NEOMYCIN SULFATE	0	1 (0.3%)
BENZETHONIUM CHLORIDE	1 (0.3%)	0
BENZOCAINE;BUTYL AMINOBENZOATE;TETRACAINE HYDROCHLORIDE	1 (0.3%)	0
BENZYDAMINE HYDROCHLORIDE	0	1 (0.3%)
CETRIMONIUM BROMIDE;LIDOCAINE;TYROTHRICIN	0	1 (0.3%)
CHLORHEXIDINE	0	1 (0.3%)
KETOPROFEN LYSINE	0	1 (0.3%)
PHENOL	0	1 (0.3%)
THYROID THERAPY		
Total number of patients with at least one treatment	70 (21.0%)	70 (20.8%)
Total number of treatments	75	72
LEVOTHYROXINE	39 (11.7%)	39 (11.6%)

LEVOTHYROXINE SODIUM	26 (7.8%)	29 (8.6%)
PROPRANOLOL	3 (0.9%)	1 (0.3%)
THYROID	3 (0.9%)	0
IODINE	1 (0.3%)	1 (0.3%)
THIAMAZOLE	1 (0.3%)	1 (0.3%)
LIOTHYRONINE	0	1 (0.3%)
POTASSIUM IODIDE	1 (0.3%)	0
ALL OTHER THERAPEUTIC PRODUCTS		
Total number of patients with at least one treatment	73 (21.9%)	66 (19.6%)
Total number of treatments	107	85
ASCORBIC ACID	24 (7.2%)	26 (7.7%)
VITAMIN B12 NOS	14 (4.2%)	18 (5.3%)
IRON	8 (2.4%)	8 (2.4%)
CALCIUM CARBONATE	7 (2.1%)	6 (1.8%)
OXYGEN	11 (3.3%)	2 (0.6%)
ACETYLCYSTEINE	5 (1.5%)	3 (0.9%)
CALCIUM;VITAMIN D NOS	7 (2.1%)	1 (0.3%)
ALL OTHER THERAPEUTIC PRODUCTS	4 (1.2%)	2 (0.6%)
STEROIDS	2 (0.6%)	2 (0.6%)
GLYCOPYRRONIUM BROMIDE	0	3 (0.9%)
CALCIUM;MAGNESIUM	1 (0.3%)	1 (0.3%)
IODINE	1 (0.3%)	1 (0.3%)
NALOXONE	0	2 (0.6%)
NALOXONE HYDROCHLORIDE	1 (0.3%)	1 (0.3%)
SUGAMMADEX SODIUM	1 (0.3%)	1 (0.3%)
ADENOSINE	1 (0.3%)	0
ATROPINE	0	1 (0.3%)
CALCIUM CITRATE;VITAMIN D NOS	0	1 (0.3%)
CALCIUM FOLINATE	0	1 (0.3%)
CALCIUM POLYSTYRENE SULFONATE	0	1 (0.3%)
CHONDROITIN SULFATE	0	1 (0.3%)
COPPER	1 (0.3%)	0
HERBAL NOS;MINERALS NOS;VITAMINS NOS	1 (0.3%)	0
HONEY	0	1 (0.3%)
HYDROXOCOBALAMIN	1 (0.3%)	0
PHOSPHORIC ACID SODIUM	1 (0.3%)	0
POTASSIUM IODIDE	1 (0.3%)	0
SODIUM THIOSULFATE	1 (0.3%)	0
STEM CELLS NOS	1 (0.3%)	0
STRONTIUM	1 (0.3%)	0
SUGAMMADEX	0	1 (0.3%)
TAURINE	1 (0.3%)	0
COUGH AND COLD PREPARATIONS		
Total number of patients with at least one treatment	64 (19.2%)	73 (21.7%)
Total number of treatments	91	112

SODIUM CHLORIDE	15 (4.5%)	20 (5.9%)
BENZONATATE	4 (1.2%)	5 (1.5%)
GUAIFENESIN	6 (1.8%)	3 (0.9%)
ZINC	4 (1.2%)	5 (1.5%)
ACETYLCYSTEINE	5 (1.5%)	3 (0.9%)
CARBOCISTEINE	3 (0.9%)	5 (1.5%)
HYDROCODONE	2 (0.6%)	6 (1.8%)
AMBROXOL HYDROCHLORIDE	3 (0.9%)	3 (0.9%)
CODEINE	2 (0.6%)	4 (1.2%)
CINNAMOMUM CASSIA BARK;EPHEDRA SPP. HERB;GLYCYRRHIZA SPP. ROOT;PAEONIA LACTIFLORA ROOT;PUERARIA LOBATA ROOT;ZINGIBER OFFICINALE RHIZOME;ZIZIPHUS JUJUBA FRUIT	1 (0.3%)	4 (1.2%)
DEXTROMETHORPHAN HYDROBROMIDE	1 (0.3%)	4 (1.2%)
LINUM USITATISSIMUM SEED OIL	2 (0.6%)	2 (0.6%)
TIPEPIDINE HIBENZATE	3 (0.9%)	1 (0.3%)
AMBROXOL	2 (0.6%)	1 (0.3%)
CODEINE PHOSPHATE	3 (0.9%)	0
CODEINE PHOSPHATE;GUAIFENESIN	2 (0.6%)	1 (0.3%)
GLYCEROL	1 (0.3%)	2 (0.6%)
OTHER COUGH SUPPRESSANTS AND EXPECTORANTS	2 (0.6%)	1 (0.3%)
SAMBUCUS NIGRA	1 (0.3%)	2 (0.6%)
ASARUM SPP. ROOT;CINNAMOMUM CASSIA BARK;EPHEDRA SPP. HERB;GLYCYRRHIZA SPP. ROOT;PAEONIA LACTIFLORA ROOT;PINELLIA TERNATA TUBER;SCHISANDRA CHINENSIS FRUIT;ZINGIBER OFFICINALE RHIZOME	1 (0.3%)	1 (0.3%)
BETA VULGARIS	2 (0.6%)	0
BROMHEXINE	1 (0.3%)	1 (0.3%)
DIHYDROCODEINE	1 (0.3%)	1 (0.3%)
IODINE	1 (0.3%)	1 (0.3%)
POLYGALA SENEGA SYRUP	1 (0.3%)	1 (0.3%)
SALVIA OFFICINALIS	0	2 (0.6%)
AMMONIUM CHLORIDE;DIPHENHYDRAMINE HYDROCHLORIDE	1 (0.3%)	0
BENPROPERINE PHOSPHATE	0	1 (0.3%)
BROMHEXINE HYDROCHLORIDE	0	1 (0.3%)
BROMPHENIRAMINE;DEXTROMETHORPHAN;PSEUDOEPHEDRINE	0	1 (0.3%)
BUTAMIRATE CITRATE	1 (0.3%)	0
CAFFEINE;CHLORPHENAMINE MALEATE;PARACETAMOL;SALICYLAMIDE	1 (0.3%)	0
CAMPHOR;MENTHOL	0	1 (0.3%)
CARBOCISTEINE LYSINE	1 (0.3%)	0
CHLORPHENAMINE MALEATE;DIHYDROCODEINE PHOSPHATE;METHYLEPHEDRINE HYDROCHLORIDE-DL	0	1 (0.3%)
CHLORPHENAMINE;HYDROCODONE BITARTRATE	1 (0.3%)	0
CINNAMOMUM CASSIA BARK;EPHEDRA SPP. HERB;GLYCYRRHIZA SPP. ROOT;PRUNUS SPP. SEED	0	1 (0.3%)
CLOPERASTINE FENDIZOATE	0	1 (0.3%)
CLOPERASTINE HYDROCHLORIDE	0	1 (0.3%)
CODEINE;GUAIFENESIN	0	1 (0.3%)
CROCUS SATIVUS	1 (0.3%)	0

CYSTEINE HYDROCHLORIDE;GLYCINE;GLYCYRRHIZIC ACID, AMMONIUM SALT	0	1 (0.3%)
DEXTROMETHORPHAN HYDROBROMIDE;DOXYLAMINE SUCCINATE	0	1 (0.3%)
DEXTROMETHORPHAN HYDROBROMIDE;PARACETAMOL;PROMETHAZINE HYDROCHLORIDE	1 (0.3%)	0
DEXTROMETHORPHAN;GUAIFENESIN	0	1 (0.3%)
DIMEMORFAN PHOSPHATE	1 (0.3%)	0
ELECTROLYTES NOS	1 (0.3%)	0
ERDOSTEINE	1 (0.3%)	0
GLYCYRRHIZA SPP. ROOT;OPHIOPOGON JAPONICUS TUBER;ORYZA SATIVA FRUIT;PANAX GINSENG ROOT;PINELLIA TERNATA TUBER;ZIZIPHUS JUJUBA FRUIT	0	1 (0.3%)
HOMATROPINE;HYDROCODONE	1 (0.3%)	0
HYDROCODONE BITARTRATE;PHENYLPROPANOLAMINE HYDROCHLORIDE	1 (0.3%)	0
HYDROCODONE;IBUPROFEN	1 (0.3%)	0
L-CARBOCISTEINE	1 (0.3%)	0
LEVODROPROPIZINE	0	1 (0.3%)
LINUM USITATISSIMUM SEED	0	1 (0.3%)
MANNITOL	0	1 (0.3%)
MENTHOL	0	1 (0.3%)
OLEA EUROPAEA LEAF	0	1 (0.3%)
POTASSIUM IODIDE	1 (0.3%)	0
PRUNUS CERASUS	1 (0.3%)	0
ZINC GLUCONATE	0	1 (0.3%)
OTHER NERVOUS SYSTEM DRUGS		
Total number of patients with at least one treatment	68 (20.4%)	65 (19.3%)
Total number of treatments	90	83
GABAPENTIN	17 (5.1%)	30 (8.9%)
VITAMIN B12 NOS	14 (4.2%)	18 (5.3%)
BUPROPION HYDROCHLORIDE	8 (2.4%)	3 (0.9%)
MECOBALAMIN	3 (0.9%)	6 (1.8%)
BUPROPION	6 (1.8%)	1 (0.3%)
FLUOXETINE	4 (1.2%)	2 (0.6%)
MECLOZINE	5 (1.5%)	1 (0.3%)
BETAHISTINE HYDROCHLORIDE	2 (0.6%)	3 (0.9%)
THIOCTIC ACID	4 (1.2%)	1 (0.3%)
PROPRANOLOL	3 (0.9%)	1 (0.3%)
CLONIDINE	2 (0.6%)	1 (0.3%)
BETAHISTINE	1 (0.3%)	1 (0.3%)
CLONIDINE HYDROCHLORIDE	0	2 (0.6%)
GINKGO BILOBA	0	2 (0.6%)
GINKGO BILOBA EXTRACT	2 (0.6%)	0
MELDONIUM	1 (0.3%)	1 (0.3%)
NALOXONE	0	2 (0.6%)
NALOXONE HYDROCHLORIDE	1 (0.3%)	1 (0.3%)

NICOTINE	2 (0.6%)	0
PYRIDOSTIGMINE BROMIDE	1 (0.3%)	1 (0.3%)
VARENICLINE	2 (0.6%)	0
BETAHISTINE MESILATE	1 (0.3%)	0
BETHANECHOL CHLORIDE	0	1 (0.3%)
BUPRENORPHINE	0	1 (0.3%)
DOCOSAHEXAENOIC ACID;EICOSAPENTAENOIC ACID;PYRIDOXINE HYDROCHLORIDE;THIOCTIC ACID;VITAMIN B12 NOS	1 (0.3%)	0
FLUOXETINE HYDROCHLORIDE	1 (0.3%)	0
HYDROXOCOBALAMIN	1 (0.3%)	0
MECLOZINE HYDROCHLORIDE	0	1 (0.3%)
METHYLETHYLPIRIDINOL	1 (0.3%)	0
METHYLETHYLPIRIDINOL SUCCINATE	1 (0.3%)	0
NALOXONE HYDROCHLORIDE;OXYCODONE HYDROCHLORIDE	1 (0.3%)	0
NALOXONE;OXYCODONE	0	1 (0.3%)
NEOSTIGMINE	1 (0.3%)	0
VARENICLINE TARTRATE	1 (0.3%)	0
CORTICOSTEROIDS FOR SYSTEMIC USE		
Total number of patients with at least one treatment	58 (17.4%)	70 (20.8%)
Total number of treatments	99	104
PREDNISONE	21 (6.3%)	20 (5.9%)
METHYLPREDNISOLONE	7 (2.1%)	7 (2.1%)
TRIAMCINOLONE ACETONIDE	3 (0.9%)	11 (3.3%)
DEXAMETHASONE	10 (3.0%)	3 (0.9%)
HYDROCORTISONE	5 (1.5%)	8 (2.4%)
CORTISONE	5 (1.5%)	5 (1.5%)
PREDNISOLONE	3 (0.9%)	6 (1.8%)
TRIAMCINOLONE	4 (1.2%)	3 (0.9%)
KETOCONAZOLE	1 (0.3%)	4 (1.2%)
BETAMETHASONE DIPROPIONATE	2 (0.6%)	2 (0.6%)
BETAMETHASONE VALERATE	2 (0.6%)	2 (0.6%)
METHYLPREDNISOLONE ACETATE	2 (0.6%)	2 (0.6%)
METHYLPREDNISOLONE SODIUM SUCCINATE	0	4 (1.2%)
STEROIDS	2 (0.6%)	2 (0.6%)
BETAMETHASONE SODIUM PHOSPHATE	2 (0.6%)	1 (0.3%)
CORTICOSTEROID NOS	3 (0.9%)	0
BETAMETHASONE	0	2 (0.6%)
BETAMETHASONE BUTYRATE PROPIONATE	0	2 (0.6%)
BETAMETHASONE;DEXCHLORPHENIRAMINE MALEATE	1 (0.3%)	1 (0.3%)
HYDROCORTISONE BUTYRATE	2 (0.6%)	0
BETAMETHASONE ACETATE;BETAMETHASONE SODIUM PHOSPHATE	1 (0.3%)	0
BETAMETHASONE DIPROPIONATE;BETAMETHASONE SODIUM PHOSPHATE	1 (0.3%)	0
BETAMETHASONE;LIDOCAINE	0	1 (0.3%)
BUPIVACAINE;LIDOCAINE;METHYLPREDNISOLONE	1 (0.3%)	0
CROTAMITON;HYDROCORTISONE	0	1 (0.3%)

DEXAMETHASONE VALERATE	0	1 (0.3%)
FLUDROCORTISONE ACETATE	1 (0.3%)	0
HYDROCORTISONE PROBUTAT	0	1 (0.3%)
ANTIHISTAMINES FOR SYSTEMIC USE		
Total number of patients with at least one treatment	65 (19.5%)	60 (17.8%)
Total number of treatments	75	82
CETIRIZINE HYDROCHLORIDE	13 (3.9%)	9 (2.7%)
LORATADINE	10 (3.0%)	11 (3.3%)
DIPHENHYDRAMINE HYDROCHLORIDE	10 (3.0%)	5 (1.5%)
FEXOFENADINE HYDROCHLORIDE	8 (2.4%)	6 (1.8%)
HYDROXYZINE	4 (1.2%)	5 (1.5%)
CETIRIZINE	4 (1.2%)	3 (0.9%)
LEVOCETIRIZINE DIHYDROCHLORIDE	3 (0.9%)	3 (0.9%)
MECLOZINE	5 (1.5%)	1 (0.3%)
DESLORATADINE	2 (0.6%)	3 (0.9%)
AZELASTINE	2 (0.6%)	2 (0.6%)
DIPHENHYDRAMINE	1 (0.3%)	3 (0.9%)
LEVOCETIRIZINE	0	4 (1.2%)
BEPOTASTINE BESILATE	0	3 (0.9%)
BILASTINE	1 (0.3%)	2 (0.6%)
AZELASTINE HYDROCHLORIDE	1 (0.3%)	1 (0.3%)
CHLORPHENAMINE MALEATE	2 (0.6%)	0
DOXYLAMINE SUCCINATE	1 (0.3%)	1 (0.3%)
FEXOFENADINE	0	2 (0.6%)
FEXOFENADINE HYDROCHLORIDE;PSEUDOEPHEDRINE HYDROCHLORIDE	1 (0.3%)	1 (0.3%)
OLOPATADINE HYDROCHLORIDE	0	2 (0.6%)
PROMETHAZINE	1 (0.3%)	1 (0.3%)
RUPATADINE FUMARATE	0	2 (0.6%)
CALCIUM BROMIDE;DIPHENHYDRAMINE HYDROCHLORIDE	0	1 (0.3%)
CHLORPHENAMINE	0	1 (0.3%)
CLEMASTINE FUMARATE	1 (0.3%)	0
DEXCHLORPHENIRAMINE	1 (0.3%)	0
EPINASTINE	0	1 (0.3%)
EPINASTINE HYDROCHLORIDE	1 (0.3%)	0
HYDROXYZINE HYDROCHLORIDE	0	1 (0.3%)
MECLOZINE HYDROCHLORIDE	0	1 (0.3%)
GYNECOLOGICAL ANTIINFECTIVES AND ANTISEPTICS		
Total number of patients with at least one treatment	59 (17.7%)	62 (18.4%)
Total number of treatments	70	87
ASCORBIC ACID	24 (7.2%)	26 (7.7%)
CIPROFLOXACIN	9 (2.7%)	11 (3.3%)
POTASSIUM	6 (1.8%)	8 (2.4%)
CLINDAMYCIN	6 (1.8%)	6 (1.8%)
METRONIDAZOLE	5 (1.5%)	4 (1.2%)
NYSTATIN	0	7 (2.1%)

KETOCONAZOLE	1 (0.3%)	4 (1.2%)
ANTIBIOTICS	4 (1.2%)	0
POVIDONE-IODINE	2 (0.6%)	2 (0.6%)
CHLORHEXIDINE GLUCONATE	1 (0.3%)	2 (0.6%)
ECONAZOLE NITRATE	2 (0.6%)	1 (0.3%)
CICLOPIROX	1 (0.3%)	1 (0.3%)
CLINDAMYCIN PHOSPHATE	1 (0.3%)	1 (0.3%)
CLOTRIMAZOLE	0	2 (0.6%)
CHLORAMPHENICOL	1 (0.3%)	0
CHLORHEXIDINE	0	1 (0.3%)
HYDROCORTISONE ACETATE;NEOMYCIN SULFATE	0	1 (0.3%)
MICONAZOLE	0	1 (0.3%)
MICONAZOLE NITRATE	0	1 (0.3%)
ANTIEPILEPTICS		
Total number of patients with at least one treatment	55 (16.5%)	65 (19.3%)
Total number of treatments	75	88
GABAPENTIN	17 (5.1%)	30 (8.9%)
LORAZEPAM	7 (2.1%)	12 (3.6%)
DIAZEPAM	9 (2.7%)	7 (2.1%)
PREGABALIN	10 (3.0%)	5 (1.5%)
CLONAZEPAM	2 (0.6%)	7 (2.1%)
MIDAZOLAM	3 (0.9%)	3 (0.9%)
CANNABIDIOL	2 (0.6%)	3 (0.9%)
LEVETIRACETAM	3 (0.9%)	1 (0.3%)
CARBAMAZEPINE	1 (0.3%)	2 (0.6%)
LAMOTRIGINE	2 (0.6%)	1 (0.3%)
PHENYTOIN	2 (0.6%)	1 (0.3%)
CANNABIS SATIVA	1 (0.3%)	1 (0.3%)
MIDAZOLAM HYDROCHLORIDE	1 (0.3%)	1 (0.3%)
ACETAZOLAMIDE	1 (0.3%)	0
MAGNESIUM SULFATE	0	1 (0.3%)
OXCARBAZEPINE	0	1 (0.3%)
PHENYTOIN SODIUM	1 (0.3%)	0
PRIMIDONE	0	1 (0.3%)
VALPROATE SODIUM	0	1 (0.3%)
VALPROATE SODIUM;VALPROIC ACID	1 (0.3%)	0
ZONISAMIDE	1 (0.3%)	0
DRUGS FOR CONSTIPATION		
Total number of patients with at least one treatment	57 (17.1%)	61 (18.1%)
Total number of treatments	104	130
SODIUM CHLORIDE	15 (4.5%)	20 (5.9%)
DOCUSATE SODIUM	11 (3.3%)	10 (3.0%)
MACROGOL 3350	5 (1.5%)	8 (2.4%)
MAGNESIUM OXIDE	6 (1.8%)	7 (2.1%)
LACTULOSE	6 (1.8%)	4 (1.2%)

DOCUSATE	4 (1.2%)	5 (1.5%)
SENNOSIDE A+B	4 (1.2%)	5 (1.5%)
BISACODYL	4 (1.2%)	3 (0.9%)
CONTACT LAXATIVES	4 (1.2%)	2 (0.6%)
MAGNESIUM HYDROXIDE	3 (0.9%)	3 (0.9%)
SENNA SPP.	3 (0.9%)	3 (0.9%)
PARAFFIN	1 (0.3%)	4 (1.2%)
PLANTAGO OVATA	2 (0.6%)	3 (0.9%)
LINUM USITATISSIMUM SEED OIL	2 (0.6%)	2 (0.6%)
MACROGOL	1 (0.3%)	3 (0.9%)
MAGNESIUM CITRATE	2 (0.6%)	2 (0.6%)
SODIUM PICOSULFATE	0	4 (1.2%)
FIBRE, DIETARY	1 (0.3%)	2 (0.6%)
GLYCEROL	1 (0.3%)	2 (0.6%)
LINACLOTIDE	2 (0.6%)	1 (0.3%)
SAMBUCUS NIGRA	1 (0.3%)	2 (0.6%)
ASCORBIC ACID;MACROGOL 3350;POTASSIUM CHLORIDE;SODIUM ASCORBATE;SODIUM CHLORIDE;SODIUM SULFATE	0	2 (0.6%)
MACROGOL;POTASSIUM CHLORIDE;SODIUM BICARBONATE;SODIUM CHLORIDE;SODIUM SULFATE	1 (0.3%)	1 (0.3%)
NALOXONE	0	2 (0.6%)
NALOXONE HYDROCHLORIDE	1 (0.3%)	1 (0.3%)
POLYCARBOPHIL CALCIUM	1 (0.3%)	1 (0.3%)
ARACHIS HYPOGAEA OIL	1 (0.3%)	0
BISACODYL;MACROGOL	0	1 (0.3%)
CHLORELLA SPP.;PLANTAGO OVATA SEED HUSK;SPIRULINA SPP.	1 (0.3%)	0
CITRIC ACID;MAGNESIUM OXIDE;SODIUM PICOSULFATE	0	1 (0.3%)
DOCUSATE SODIUM;SENNA ALEXANDRINA	1 (0.3%)	0
DOCUSATE SODIUM;SENNOSIDE A+B	1 (0.3%)	0
FRUCTOSE;GLYCEROL	1 (0.3%)	0
GLYCYRRHIZA GLABRA;RHEUM PALMATUM	0	1 (0.3%)
LINUM USITATISSIMUM SEED	0	1 (0.3%)
LUBIPROSTONE	0	1 (0.3%)
MACROGOL 3350;POTASSIUM CHLORIDE;SODIUM BICARBONATE;SODIUM CHLORIDE	1 (0.3%)	0
MACROGOL 3350;POTASSIUM CHLORIDE;SODIUM BICARBONATE;SODIUM CHLORIDE;SODIUM SULFATE ANHYDROUS	0	1 (0.3%)
MAGNESIUM SULFATE	0	1 (0.3%)
MANNITOL	0	1 (0.3%)
METHYLCELLULOSE	1 (0.3%)	0
OSMOTICALLY ACTING LAXATIVES	1 (0.3%)	0
PANAX GINSENG ROOT;ZANTHOXYLUM PIPERITUM PERICARP;ZINGIBER OFFICINALE PROCESSED RHIZOME	0	1 (0.3%)
PHOSPHORIC ACID SODIUM	1 (0.3%)	0
PLANTAGO OVATA;SENNA ALEXANDRINA	1 (0.3%)	0
SENNOSIDE A+B CALCIUM	1 (0.3%)	0
SODIUM PHOSPHATE	0	1 (0.3%)

SODIUM PHOSPHATE DIBASIC;SODIUM PHOSPHATE MONOBASIC	1 (0.3%)	0
SORBITOL	1 (0.3%)	0
ANTIPRURITICS, INCL. ANTIHISTAMINES, ANESTHETICS, ETC.		
Total number of patients with at least one treatment	52 (15.6%)	58 (17.2%)
Total number of treatments	65	70
LIDOCAINE	9 (2.7%)	15 (4.5%)
CETIRIZINE HYDROCHLORIDE	13 (3.9%)	9 (2.7%)
LORATADINE	10 (3.0%)	11 (3.3%)
DIPHENHYDRAMINE HYDROCHLORIDE	10 (3.0%)	5 (1.5%)
HYDROXYZINE	4 (1.2%)	5 (1.5%)
CETIRIZINE	4 (1.2%)	3 (0.9%)
DESLORATADINE	2 (0.6%)	3 (0.9%)
DIPHENHYDRAMINE	1 (0.3%)	3 (0.9%)
DOXEPIN	1 (0.3%)	2 (0.6%)
CHLORPHENAMINE MALEATE	2 (0.6%)	0
OLOPATADINE HYDROCHLORIDE	0	2 (0.6%)
PROMETHAZINE	1 (0.3%)	1 (0.3%)
ANESTHETICS, LOCAL	0	1 (0.3%)
BENZOCAINE;BUTYL AMINOBENZOATE;TETRACAINE HYDROCHLORIDE	1 (0.3%)	0
CAMPHOR;MENTHOL	0	1 (0.3%)
CHLORPHENAMINE	0	1 (0.3%)
CLEMASTINE FUMARATE	1 (0.3%)	0
CROTAMITON	0	1 (0.3%)
DEXCHLORPHENIRAMINE	1 (0.3%)	0
DOXEPIN HYDROCHLORIDE	0	1 (0.3%)
HYDROXYZINE HYDROCHLORIDE	0	1 (0.3%)
MENTHOL	0	1 (0.3%)
MENTHOL;METHYL SALICYLATE	0	1 (0.3%)
DRUGS USED IN DIABETES		
Total number of patients with at least one treatment	52 (15.6%)	56 (16.6%)
Total number of treatments	94	109
METFORMIN	19 (5.7%)	29 (8.6%)
METFORMIN HYDROCHLORIDE	13 (3.9%)	13 (3.9%)
GLIPIZIDE	6 (1.8%)	6 (1.8%)
GLIMEPIRIDE	7 (2.1%)	3 (0.9%)
INSULIN GLARGINE	5 (1.5%)	4 (1.2%)
SITAGLIPTIN PHOSPHATE	3 (0.9%)	6 (1.8%)
GLICLAZIDE	2 (0.6%)	4 (1.2%)
INSULIN HUMAN	5 (1.5%)	1 (0.3%)
INSULIN LISPRO	3 (0.9%)	3 (0.9%)
LINAGLIPTIN	2 (0.6%)	3 (0.9%)
DAPAGLIFLOZIN PROPANEDIOL MONOHYDRATE	3 (0.9%)	1 (0.3%)
EMPAGLIFLOZIN	2 (0.6%)	2 (0.6%)

METFORMIN HYDROCHLORIDE;SITAGLIPTIN PHOSPHATE MONOHYDRATE	1 (0.3%)	3 (0.9%)
PIOGLITAZONE	1 (0.3%)	3 (0.9%)
PIOGLITAZONE HYDROCHLORIDE	3 (0.9%)	1 (0.3%)
INSULIN DEGLUDEC	2 (0.6%)	1 (0.3%)
INSULIN DETEMIR	1 (0.3%)	2 (0.6%)
GLIBENCLAMIDE	2 (0.6%)	0
INSULIN HUMAN INJECTION, ISOPHANE	2 (0.6%)	0
REPAGLINIDE	0	2 (0.6%)
VILDAGLIPTIN	0	2 (0.6%)
ACARBOSE	0	1 (0.3%)
ALOGLIPTIN BENZOATE	1 (0.3%)	0
DAPAGLIFLOZIN	0	1 (0.3%)
DAPAGLIFLOZIN PROPANEDIOL MONOHYDRATE;METFORMIN HYDROCHLORIDE	1 (0.3%)	0
DULAGLUTIDE	1 (0.3%)	0
EMPAGLIFLOZIN;LINAGLIPTIN	1 (0.3%)	0
EPALRESTAT	0	1 (0.3%)
GLIQUIDONE	1 (0.3%)	0
INSULIN ASPART	1 (0.3%)	0
LIRAGLUTIDE	0	1 (0.3%)
METFORMIN HYDROCHLORIDE;SITAGLIPTIN	0	1 (0.3%)
METFORMIN;VILDAGLIPTIN	0	1 (0.3%)
MIGLITOL	1 (0.3%)	0
MITIGLINIDE CALCIUM	0	1 (0.3%)
SAXAGLIPTIN	0	1 (0.3%)
SEMAGLUTIDE	0	1 (0.3%)
SITAGLIPTIN	0	1 (0.3%)
SITAGLIPTIN PHOSPHATE MONOHYDRATE	1 (0.3%)	0
TENELIGLIPTIN HYDROBROMIDE	0	1 (0.3%)
VACCINIUM MYRTILLUS	0	1 (0.3%)
ANTIBIOTICS AND CHEMOTHERAPEUTICS FOR DERMATOLOGICAL USE		
Total number of patients with at least one treatment	45 (13.5%)	48 (14.2%)
Total number of treatments	64	60
CIPROFLOXACIN	9 (2.7%)	11 (3.3%)
DOXYCYCLINE	10 (3.0%)	9 (2.7%)
METRONIDAZOLE	5 (1.5%)	4 (1.2%)
MUPIROCIN	3 (0.9%)	6 (1.8%)
CLARITHROMYCIN	6 (1.8%)	2 (0.6%)
ACICLOVIR	4 (1.2%)	3 (0.9%)
ANTIBIOTICS	4 (1.2%)	0
ERYTHROMYCIN	0	4 (1.2%)
GENTAMICIN	1 (0.3%)	3 (0.9%)
CIPROFLOXACIN HYDROCHLORIDE	2 (0.6%)	1 (0.3%)
IMIQUIMOD	2 (0.6%)	1 (0.3%)
FUSIDIC ACID	1 (0.3%)	1 (0.3%)
MINOCYCLINE	1 (0.3%)	1 (0.3%)

RIFAXIMIN	0	2 (0.6%)
BACITRACIN	1 (0.3%)	0
BACITRACIN;NEOMYCIN SULFATE	0	1 (0.3%)
CHLORAMPHENICOL	1 (0.3%)	0
FUSIDATE SODIUM	1 (0.3%)	0
GENTAMICIN SULFATE	0	1 (0.3%)
MINOCYCLINE HYDROCHLORIDE	0	1 (0.3%)
NORFLOXACIN	1 (0.3%)	0
OFLOXACIN	0	1 (0.3%)
OTHER ANTIBIOTICS FOR TOPICAL USE	0	1 (0.3%)
VIDARABINE	1 (0.3%)	0
UNSPECIFIED HERBAL AND TRADITIONAL MEDICINE		
Total number of patients with at least one treatment	47 (14.1%)	43 (12.8%)
Total number of treatments	57	59
CURCUMA LONGA	10 (3.0%)	3 (0.9%)
SENNA SPP.	3 (0.9%)	3 (0.9%)
CINNAMOMUM CASSIA BARK;EPHEDRA SPP. HERB;GLYCYRRHIZA SPP. ROOT;PAEONIA LACTIFLORA ROOT;PUERARIA LOBATA ROOT;ZINGIBER OFFICINALE RHIZOME;ZIZIPHUS JUJUBA FRUIT	1 (0.3%)	4 (1.2%)
PLANTAGO OVATA	2 (0.6%)	3 (0.9%)
VACCINIUM SPP.	5 (1.5%)	0
LINUM USITATISSIMUM SEED OIL	2 (0.6%)	2 (0.6%)
GLYCYRRHIZA SPP. ROOT;PAEONIA LACTIFLORA ROOT	1 (0.3%)	2 (0.6%)
MONASCUS PURPUREUS	2 (0.6%)	1 (0.3%)
SAMBUCUS NIGRA	1 (0.3%)	2 (0.6%)
ALLIUM SATIVUM	1 (0.3%)	1 (0.3%)
ASARUM SPP. ROOT;CINNAMOMUM CASSIA BARK;EPHEDRA SPP. HERB;GLYCYRRHIZA SPP. ROOT;PAEONIA LACTIFLORA ROOT;PINELLIA TERNATA TUBER;SCHISANDRA CHINENSIS FRUIT;ZINGIBER OFFICINALE RHIZOME	1 (0.3%)	1 (0.3%)
BETA VULGARIS	2 (0.6%)	0
CANNABIS SATIVA	1 (0.3%)	1 (0.3%)
ECHINACEA SPP.	1 (0.3%)	1 (0.3%)
GINKGO BILOBA	0	2 (0.6%)
GINKGO BILOBA EXTRACT	2 (0.6%)	0
PLANTAGO OVATA FIBRE	1 (0.3%)	1 (0.3%)
POLYGALA SENEGA SYRUP	1 (0.3%)	1 (0.3%)
PRUNUS ARMENIACA SEED EXTRACT	1 (0.3%)	1 (0.3%)
SALVIA OFFICINALIS	0	2 (0.6%)
UNSPECIFIED HERBAL AND TRADITIONAL MEDICINE	1 (0.3%)	1 (0.3%)
VACCINIUM MYRTILLUS FRUIT	1 (0.3%)	1 (0.3%)
ACORUS CALAMUS RHIZOME	0	1 (0.3%)
ALGAE NOS	0	1 (0.3%)
ARACHIS HYPOGAEA OIL	1 (0.3%)	0
ARTEMISIA ARGYI	1 (0.3%)	0

ASCORBIC ACID;CAMELLIA SINENSIS;COPPER;SELENIUM;TAGETES ERECTA EXTRACT;VACCINIUM MYRTILLUS EXTRACT;VITAMIN E NOS;ZINC	0	1 (0.3%)
ASCORBIC ACID;ROSA CANINA	1 (0.3%)	0
BACOPA MONNIERI HERB;CAMELLIA SINENSIS LEAF;CURCUMA LONGA RHIZOME;SILYBUM MARIANUM SEED;WITHANIA SOMNIFERA ROOT	0	1 (0.3%)
BETULA SPP. LEAF;MATRICARIA RECUTITA HERB;PETROSELINUM CRISPUM ROOT;PHASEOLUS VULGARIS PERICARP;POTASSIUM CITRATE;SODIUM CITRATE;VACCINIUM VITIS-IDAEA LEAF	0	1 (0.3%)
BOSWELLIA SERRATA;CURCUMA LONGA	1 (0.3%)	0
BUPLEURUM FALCATUM ROOT;CINNAMOMUM CASSIA BARK;FOSSILIA OSSIS MASTODI;OYSTER SHELL;PANAX GINSENG ROOT;PINELLIA TERNATA TUBER;PORIA COCOS SCLEROTIUM;RHEUM SPP. RHIZOME;SCUTELLARIA BAICALENSIS ROOT;ZINGIBER OFFICINALE RHIZOME;ZIZIPHUS JUJUBA FRUIT	0	1 (0.3%)
BUPLEURUM FALCATUM ROOT;CINNAMOMUM CASSIA BARK;GLYCYRRHIZA SPP. ROOT;PAEONIA LACTIFLORA ROOT;PANAX GINSENG ROOT;PINELLIA TERNATA TUBER;SCUTELLARIA BAICALENSIS ROOT;ZINGIBER OFFICINALE RHIZOME;ZIZIPHUS JUJUBA FRUIT	1 (0.3%)	0
CALCIUM CARBONATE;CALCIUM PHOSPHATE DIBASIC;CUCURBITA PEPO SEED;CYANOCOBALAMIN;DL-ALPHA TOCOPHERYL ACETATE;FOLIC ACID;LYCOPENE;MAGNESIUM OXIDE;PRUNUS AFRICANA BARK;PYRIDOXINE HYDROCHLORIDE;SELENIUM AMINO ACID CHELATE;SERENOA REPENS FRUIT;ZINC GLYCINATE	1 (0.3%)	0
CAMELLIA SINENSIS	1 (0.3%)	0
CANNABIS SATIVA OIL	0	1 (0.3%)
CHIMAPHILA UMBELLATA EXTRACT;EQUISETUM ARVENSE EXTRACT;POPULUS TREMULOIDES EXTRACT;PULSATILLA PRATENSIS;TRITICUM AESTIVUM OIL	0	1 (0.3%)
CHLORELLA SPP.;PLANTAGO OVATA SEED HUSK;SPIRULINA SPP.	1 (0.3%)	0
CINNAMOMUM CASSIA BARK;EPHEDRA SPP. HERB;GLYCYRRHIZA SPP. ROOT;PRUNUS SPP. SEED	0	1 (0.3%)
CRATAEGUS SPP. EXTRACT	0	1 (0.3%)
CROCUS SATIVUS	1 (0.3%)	0
GALIUM VERUM	0	1 (0.3%)
GLYCINE MAX SEED OIL;PERSEA AMERICANA OIL	0	1 (0.3%)
GLYCYRRHIZA GLABRA;RHEUM PALMATUM	0	1 (0.3%)
GLYCYRRHIZA SPP. ROOT;OPHIOPOGON JAPONICUS TUBER;ORYZA SATIVA FRUIT;PANAX GINSENG ROOT;PINELLIA TERNATA TUBER;ZIZIPHUS JUJUBA FRUIT	0	1 (0.3%)
HERBAL CHOLESTEROL AND TRIGLYCERIDE REDUCERS	0	1 (0.3%)
HERBAL NOS	0	1 (0.3%)
HERBAL NOS;MINERALS NOS	0	1 (0.3%)
HYPERICUM PERFORATUM	0	1 (0.3%)
LINUM USITATISSIMUM SEED	0	1 (0.3%)

MALUS SPP. VINEGAR EXTRACT	1 (0.3%)	0
OLEA EUROPAEA LEAF	0	1 (0.3%)
PANAX GINSENG ROOT;ZANTHOXYLUM PIPERITUM PERICARP;ZINGIBER OFFICINALE PROCESSED RHIZOME	0	1 (0.3%)
PHLEBODIUM AUREUM EXTRACT	1 (0.3%)	0
PLANTAGO OVATA;SENNA ALEXANDRINA	1 (0.3%)	0
PRUNUS CERASUS	1 (0.3%)	0
SERENOA REPENS	1 (0.3%)	0
TRITICUM AESTIVUM GERM OIL	1 (0.3%)	0
URTICA DIOICA	0	1 (0.3%)
VACCINIUM MACROCARPON	1 (0.3%)	0
VACCINIUM MYRTILLUS	0	1 (0.3%)
VALERIANA OFFICINALIS ROOT	0	1 (0.3%)
WITHANIA SOMNIFERA	1 (0.3%)	0
ZINGIBER OFFICINALE	0	1 (0.3%)
ALL OTHER NON-THERAPEUTIC PRODUCTS		
Total number of patients with at least one treatment	40 (12.0%)	44 (13.1%)
Total number of treatments	46	61
ASCORBIC ACID	24 (7.2%)	26 (7.7%)
SODIUM CHLORIDE	15 (4.5%)	20 (5.9%)
ALL OTHER NON-THERAPEUTIC PRODUCTS	1 (0.3%)	1 (0.3%)
HYETELLOSE	1 (0.3%)	0
MEDICAL DEVICES, WITHOUT SUBSTANCES	1 (0.3%)	0
MENTHOL	0	1 (0.3%)
PENICILLIN NOS	0	1 (0.3%)
POLYETHYLENE	0	1 (0.3%)
OPHTHALMOLOGICAL AND OTOLOGICAL PREPARATIONS		
Total number of patients with at least one treatment	39 (11.7%)	45 (13.4%)
Total number of treatments	58	65
CIPROFLOXACIN	9 (2.7%)	11 (3.3%)
LEVOFLOXACIN	8 (2.4%)	10 (3.0%)
DEXAMETHASONE	10 (3.0%)	3 (0.9%)
PREDNISOLONE	3 (0.9%)	6 (1.8%)
GENTAMICIN	1 (0.3%)	3 (0.9%)
STEROIDS	2 (0.6%)	2 (0.6%)
BETAMETHASONE SODIUM PHOSPHATE	2 (0.6%)	1 (0.3%)
BETAMETHASONE VALERATE;GENTAMICIN SULFATE	1 (0.3%)	2 (0.6%)
CHLORHEXIDINE GLUCONATE	1 (0.3%)	2 (0.6%)
CIPROFLOXACIN HYDROCHLORIDE	2 (0.6%)	1 (0.3%)
CORTICOSTEROID NOS	3 (0.9%)	0
BETAMETHASONE	0	2 (0.6%)
LEVOFLOXACIN HEMIHYDRATE	1 (0.3%)	1 (0.3%)
BACITRACIN;NEOMYCIN SULFATE	0	1 (0.3%)
CHLORAMPHENICOL	1 (0.3%)	0
CHLORHEXIDINE	0	1 (0.3%)
CIPROFLOXACIN HYDROCHLORIDE;DEXAMETHASONE	0	1 (0.3%)

DEXAMETHASONE VALERATE	0	1 (0.3%)
DEXAMETHASONE;TOBRAMYCIN	0	1 (0.3%)
GENTAMICIN SULFATE	0	1 (0.3%)
HYDROCORTISONE ACETATE;NEOMYCIN SULFATE	0	1 (0.3%)
HYDROCORTISONE;NEOMYCIN SULFATE;POLYMYXIN B SULFATE	1 (0.3%)	0
NORFLOXACIN	1 (0.3%)	0
OFLOXACIN	0	1 (0.3%)
ANTIEMETICS AND ANTINAUSEANTS		
Total number of patients with at least one treatment	36 (10.8%)	43 (12.8%)
Total number of treatments	53	66
ONDANSETRON	8 (2.4%)	16 (4.7%)
DIPHENHYDRAMINE HYDROCHLORIDE	10 (3.0%)	5 (1.5%)
METOCLOPRAMIDE HYDROCHLORIDE	3 (0.9%)	9 (2.7%)
HYDROXYZINE	4 (1.2%)	5 (1.5%)
METOCLOPRAMIDE	6 (1.8%)	2 (0.6%)
MECLOZINE	5 (1.5%)	1 (0.3%)
DIPHENHYDRAMINE	1 (0.3%)	3 (0.9%)
ONDANSETRON HYDROCHLORIDE	1 (0.3%)	3 (0.9%)
CANNABIS SATIVA	1 (0.3%)	1 (0.3%)
CYANOCOBALAMIN;PYRIDOXINE HYDROCHLORIDE;THIAMINE HYDROCHLORIDE	1 (0.3%)	1 (0.3%)
PROCHLORPERAZINE	0	2 (0.6%)
PROMETHAZINE	1 (0.3%)	1 (0.3%)
CROCUS SATIVUS	1 (0.3%)	0
CYANOCOBALAMIN;PYRIDOXINE;THIAMINE	1 (0.3%)	0
HYDROXYZINE HYDROCHLORIDE	0	1 (0.3%)
LEVOSULPIRIDE	0	1 (0.3%)
MECLOZINE HYDROCHLORIDE	0	1 (0.3%)
OTHER ANTIEMETICS	1 (0.3%)	0
PALONOSETRON	1 (0.3%)	0
ZINGIBER OFFICINALE	0	1 (0.3%)
GENERAL NUTRIENTS		
Total number of patients with at least one treatment	43 (12.9%)	36 (10.7%)
Total number of treatments	50	40
MINERALS NOS;VITAMINS NOS	21 (6.3%)	11 (3.3%)
FISH OIL	14 (4.2%)	15 (4.5%)
GLUCOSE	2 (0.6%)	4 (1.2%)
LINUM USITATISSIMUM SEED OIL	2 (0.6%)	2 (0.6%)
MESO ZEAXANTHIN;XANTOFYL;ZEAXANTHIN	2 (0.6%)	1 (0.3%)
(RS)-3 METHYL-2-OXOVALERIANIC ACID CALCIUM;(RS)-3-METHYL-2-OXOBUTYRIC ACID CALCIUM;CALCIUM (RS)-4-METHYL-2-OXOVALERIANAT;CALCIUM 2-OXO-3-PHENYLPROPIONATE;DESMENINOL CALCIUM;HISTIDINE;LYSINE ACETATE;THREONINE;TRYPTOPHAN, L-;TYROSINE	1 (0.3%)	0

BETA GLUCAN	1 (0.3%)	0
FISH OIL;OMEGA-3 FATTY ACIDS;OMEGA-6 FATTY ACIDS	0	1 (0.3%)
GLYCINE	0	1 (0.3%)
HERBAL NOS;MINERALS NOS;VITAMINS NOS	1 (0.3%)	0
LECITHIN	0	1 (0.3%)
LYCOPENE	1 (0.3%)	0
NUTRIENTS NOS	1 (0.3%)	0
OMEGA-3 FATTY ACIDS	1 (0.3%)	0
PROTEIN	0	1 (0.3%)
PROTEIN SUPPLEMENTS	1 (0.3%)	0
OTHER ALIMENTARY TRACT AND METABOLISM PRODUCTS		
Total number of patients with at least one treatment	36 (10.8%)	42 (12.5%)
Total number of treatments	50	45
UBIDECARENONE	11 (3.3%)	15 (4.5%)
PROBIOTICS NOS	7 (2.1%)	9 (2.7%)
ZINC	4 (1.2%)	5 (1.5%)
ACETYLCYSTEINE	5 (1.5%)	3 (0.9%)
SODIUM BICARBONATE	3 (0.9%)	3 (0.9%)
THIOCTIC ACID	4 (1.2%)	1 (0.3%)
FIBRE, DIETARY	1 (0.3%)	2 (0.6%)
SUCRALFATE	0	3 (0.9%)
ANTIOXIDANTS NOS	1 (0.3%)	0
BETAINE HYDROCHLORIDE	0	1 (0.3%)
CLOSTRIDIUM BUTYRICUM	1 (0.3%)	0
GLYCINE	0	1 (0.3%)
OX BILE EXTRACT;PANCREATIN;RHAMNUS FRANGULA;RHEUM PALMATUM DRY EXTRACT;SODIUM BICARBONATE	0	1 (0.3%)
PHOSPHORUS	1 (0.3%)	0
PREBIOTICS NOS;PROBIOTICS NOS	1 (0.3%)	0
PRONASE	1 (0.3%)	0
RESVERATROL	1 (0.3%)	0
TAURINE	1 (0.3%)	0
UBIQUINOL	1 (0.3%)	0
PREPARATIONS FOR TREATMENT OF WOUNDS AND ULCERS		
Total number of patients with at least one treatment	35 (10.5%)	43 (12.8%)
Total number of treatments	52	57
SODIUM CHLORIDE	15 (4.5%)	20 (5.9%)
FISH OIL	14 (4.2%)	15 (4.5%)
HYALURONATE SODIUM	2 (0.6%)	2 (0.6%)
DIMETICONE	1 (0.3%)	2 (0.6%)
COD-LIVER OIL	2 (0.6%)	0
DEXPANTHENOL	0	2 (0.6%)
HYLAN G-F 20	2 (0.6%)	0
ALLANTOIN	1 (0.3%)	0
COLLAGENASE	0	1 (0.3%)

GALIUM VERUM	0	1 (0.3%)
HONEY	0	1 (0.3%)
HYPERICUM PERFORATUM	0	1 (0.3%)
PANTHENOL	1 (0.3%)	0
TRITICUM AESTIVUM GERM OIL	1 (0.3%)	0
DRUGS FOR FUNCTIONAL GASTROINTESTINAL DISORDERS		
Total number of patients with at least one treatment	30 (9.0%)	34 (10.1%)
Total number of treatments	46	53
CURCUMA LONGA	10 (3.0%)	3 (0.9%)
METOCLOPRAMIDE HYDROCHLORIDE	3 (0.9%)	9 (2.7%)
METOCLOPRAMIDE	6 (1.8%)	2 (0.6%)
HYOSCINE BUTYLBROMIDE	4 (1.2%)	2 (0.6%)
DOMPERIDONE	1 (0.3%)	3 (0.9%)
SIMETICONE	2 (0.6%)	2 (0.6%)
DIMETICONE	1 (0.3%)	2 (0.6%)
GLYCOPYRRONIUM BROMIDE	0	3 (0.9%)
TRIMEBUTINE MALEATE	1 (0.3%)	2 (0.6%)
DEXPANTHENOL	0	2 (0.6%)
SALVIA OFFICINALIS	0	2 (0.6%)
TROSPIUM CHLORIDE	0	2 (0.6%)
ACORUS CALAMUS RHIZOME	0	1 (0.3%)
ATROPINE	0	1 (0.3%)
ATROPINE SULFATE	1 (0.3%)	0
BACILLUS COAGULANS	0	1 (0.3%)
BENDAZOL HYDROCHLORIDE;METAMIZOLE SODIUM;PAPAVERINE HYDROCHLORIDE;PHENOBARBITAL	0	1 (0.3%)
CROCUS SATIVUS	1 (0.3%)	0
DIMETICONE;PINAVERIUM BROMIDE	1 (0.3%)	0
GALIUM VERUM	0	1 (0.3%)
HYOSCYAMINE SULFATE	1 (0.3%)	0
LEVOSULPIRIDE	0	1 (0.3%)
MEBEVERINE	1 (0.3%)	0
OTILONIUM BROMIDE	0	1 (0.3%)
PINAVERIUM BROMIDE	0	1 (0.3%)
SILICON DIOXIDE	1 (0.3%)	0
VALERIANA OFFICINALIS ROOT	0	1 (0.3%)
ZINGIBER OFFICINALE	0	1 (0.3%)
ANTIGOUT PREPARATIONS		
Total number of patients with at least one treatment	35 (10.5%)	26 (7.7%)
Total number of treatments	37	27
ALLOPURINOL	19 (5.7%)	14 (4.2%)
DOCOSAHEXAENOIC ACID;EICOSAPENTAENOIC ACID	8 (2.4%)	5 (1.5%)
FEBUXOSTAT	5 (1.5%)	4 (1.2%)
COLCHICINE	4 (1.2%)	4 (1.2%)
MUSCLE RELAXANTS		

Total number of patients with at least one treatment	26 (7.8%)	33 (9.8%)
Total number of treatments	33	37
DIAZEPAM	9 (2.7%)	7 (2.1%)
BACLOFEN	3 (0.9%)	4 (1.2%)
CYCLOBENZAPRINE	2 (0.6%)	5 (1.5%)
METHOCARBAMOL	1 (0.3%)	5 (1.5%)
TIZANIDINE	2 (0.6%)	4 (1.2%)
EPERISONE HYDROCHLORIDE	2 (0.6%)	1 (0.3%)
ROCURONIUM	0	3 (0.9%)
BOTULINUM TOXIN TYPE A	1 (0.3%)	1 (0.3%)
CYCLOBENZAPRINE HYDROCHLORIDE	0	2 (0.6%)
LIDOCAINE HYDROCHLORIDE;TOLPERISONE HYDROCHLORIDE	1 (0.3%)	1 (0.3%)
ROCURONIUM BROMIDE	2 (0.6%)	0
THIOCOLCHICOSIDE	2 (0.6%)	0
TIZANIDINE HYDROCHLORIDE	1 (0.3%)	1 (0.3%)
TOLPERISONE HYDROCHLORIDE	1 (0.3%)	1 (0.3%)
ACETYLSALICYLIC ACID;METHOCARBAMOL	0	1 (0.3%)
CARISOPRODOL	1 (0.3%)	0
DICLOFENAC SODIUM;ORPHENADRINE CITRATE	0	1 (0.3%)
ORPHENADRINE	1 (0.3%)	0
EMOLLIENTS AND PROTECTIVES		
Total number of patients with at least one treatment	28 (8.4%)	30 (8.9%)
Total number of treatments	38	43
VITAMIN E NOS	6 (1.8%)	5 (1.5%)
ZINC	4 (1.2%)	5 (1.5%)
PARAFFIN	1 (0.3%)	4 (1.2%)
THIOCTIC ACID	4 (1.2%)	1 (0.3%)
HEPARINOID	2 (0.6%)	2 (0.6%)
LINUM USITATISSIMUM SEED OIL	2 (0.6%)	2 (0.6%)
ZINC SULFATE	2 (0.6%)	2 (0.6%)
DIMETICONE	1 (0.3%)	2 (0.6%)
GLYCEROL	1 (0.3%)	2 (0.6%)
SALICYLIC ACID	2 (0.6%)	1 (0.3%)
MUCOPOLYSACCHARIDE POLYSULFURIC ACID ESTER	2 (0.6%)	0
PRUNUS ARMENIACA SEED EXTRACT	1 (0.3%)	1 (0.3%)
UREA	0	2 (0.6%)
WHITE SOFT PARAFFIN	0	2 (0.6%)
ARACHIS HYPOGAEA OIL	1 (0.3%)	0
CALAMINE;MENTHOL;WHITE SOFT PARAFFIN;ZINC OXIDE	1 (0.3%)	0
CAMPHOR;MENTHOL	0	1 (0.3%)
EMOLLIENTS AND PROTECTIVES	0	1 (0.3%)
EMULSIFYING WAX;PARAFFIN, LIQUID;PETROLATUM	0	1 (0.3%)
LINUM USITATISSIMUM SEED	0	1 (0.3%)
LYCOPENE	1 (0.3%)	0
MENTHOL;METHYL SALICYLATE	0	1 (0.3%)
MENTHOL;ZINC OXIDE	0	1 (0.3%)

PARAFFIN SOFT;PARAFFIN, LIQUID	1 (0.3%)	0
POLYETHYLENE	0	1 (0.3%)
PROPYLENE GLYCOL	1 (0.3%)	0
PRUNUS CERASUS	1 (0.3%)	0
WITHANIA SOMNIFERA	1 (0.3%)	0
ZINC OXIDE	0	1 (0.3%)
MEDICATED DRESSINGS		
Total number of patients with at least one treatment	26 (7.8%)	30 (8.9%)
Total number of treatments	31	47
SODIUM CHLORIDE	15 (4.5%)	20 (5.9%)
ZINC	4 (1.2%)	5 (1.5%)
PARAFFIN	1 (0.3%)	4 (1.2%)
POVIDONE-IODINE	2 (0.6%)	2 (0.6%)
CHLORHEXIDINE GLUCONATE	1 (0.3%)	2 (0.6%)
FUSIDIC ACID	1 (0.3%)	1 (0.3%)
CHLORHEXIDINE	0	1 (0.3%)
FUSIDATE SODIUM	1 (0.3%)	0
SODIUM ALGINATE	1 (0.3%)	0
ZINC OXIDE	0	1 (0.3%)
TONICS		
Total number of patients with at least one treatment	32 (9.6%)	22 (6.5%)
Total number of treatments	34	24
MINERALS NOS;VITAMINS NOS	21 (6.3%)	11 (3.3%)
CURCUMA LONGA	10 (3.0%)	3 (0.9%)
DIETARY SUPPLEMENT	1 (0.3%)	6 (1.8%)
ALLIUM SATIVUM	1 (0.3%)	1 (0.3%)
CURCUMIN;VITAMIN D NOS	0	1 (0.3%)
HERBAL NOS;MINERALS NOS;VITAMINS NOS	1 (0.3%)	0
POTASSIUM SUCCINATE	0	1 (0.3%)
UBIDECARENONE;VITAMINS NOS	0	1 (0.3%)
DRUGS FOR TREATMENT OF BONE DISEASES		
Total number of patients with at least one treatment	25 (7.5%)	26 (7.7%)
Total number of treatments	27	33
ALENDRONATE SODIUM	11 (3.3%)	10 (3.0%)
DENOSUMAB	7 (2.1%)	5 (1.5%)
ALENDRONIC ACID	2 (0.6%)	5 (1.5%)
RISEDRONATE SODIUM	2 (0.6%)	3 (0.9%)
IBANDRONATE SODIUM	1 (0.3%)	1 (0.3%)
CLODRONATE DISODIUM;LIDOCAINE HYDROCHLORIDE	0	1 (0.3%)
IBANDRONATE MONOSODIUM MONOHYDRATE	1 (0.3%)	0
MINODRONIC ACID	0	1 (0.3%)
ZOLEDRONIC ACID	1 (0.3%)	0
ANTIHYPERTENSIVES		

Total number of patients with at least one treatment	20 (6.0%)	30 (8.9%)
Total number of treatments	22	40
HYDRALAZINE	4 (1.2%)	4 (1.2%)
DOXAZOSIN MESILATE	5 (1.5%)	2 (0.6%)
DOXAZOSIN	3 (0.9%)	3 (0.9%)
SILDENAFIL	2 (0.6%)	3 (0.9%)
TADALAFIL	1 (0.3%)	4 (1.2%)
SILDENAFIL CITRATE	2 (0.6%)	2 (0.6%)
TERAZOSIN	0	4 (1.2%)
CLONIDINE	2 (0.6%)	1 (0.3%)
CLONIDINE HYDROCHLORIDE	0	2 (0.6%)
HYDRALAZINE HYDROCHLORIDE	0	2 (0.6%)
RILMENIDINE	2 (0.6%)	0
RILMENIDINE PHOSPHATE	0	2 (0.6%)
TERAZOSIN HYDROCHLORIDE	0	2 (0.6%)
BUPLEURUM FALCATUM ROOT;CINNAMOMUM CASSIA BARK;FOSSILIA OSSIS MASTODI;OYSTER SHELL;PANAX GINSENG ROOT;PINELLIA TERNATA TUBER;PORIA COCOS SCLEROTIUM;RHEUM SPP. RHIZOME;SCUTELLARIA BAICALENSIS ROOT;ZINGIBER OFFICINALE RHIZOME;ZIZIPHUS JUJUBA FRUIT	0	1 (0.3%)
MAGNESIUM SULFATE	0	1 (0.3%)
MINOXIDIL	0	1 (0.3%)
MOXONIDINE	0	1 (0.3%)
OLEA EUROPAEA LEAF	0	1 (0.3%)
ANTINEOPLASTIC AGENTS		
Total number of patients with at least one treatment	31 (9.3%)	18 (5.3%)
Total number of treatments	33	18
CELECOXIB	13 (3.9%)	5 (1.5%)
CLARITHROMYCIN	6 (1.8%)	2 (0.6%)
FLUOROURACIL	4 (1.2%)	3 (0.9%)
METHOTREXATE	1 (0.3%)	3 (0.9%)
PROPRANOLOL	3 (0.9%)	1 (0.3%)
HYDROXYCARBAMIDE	1 (0.3%)	1 (0.3%)
LENALIDOMIDE	1 (0.3%)	1 (0.3%)
MONOCLONAL ANTIBODIES	2 (0.6%)	0
CAPECITABINE	0	1 (0.3%)
CARBOPLATIN	1 (0.3%)	0
OXALIPLATIN	0	1 (0.3%)
PACLITAXEL	1 (0.3%)	0
ANTIFUNGALS FOR DERMATOLOGICAL USE		
Total number of patients with at least one treatment	19 (5.7%)	25 (7.4%)
Total number of treatments	28	31
FLUCONAZOLE	4 (1.2%)	3 (0.9%)
NYSTATIN	0	7 (2.1%)

KETOCONAZOLE	1 (0.3%)	4 (1.2%)
ANTIBIOTICS	4 (1.2%)	0
TERBINAFINE	2 (0.6%)	2 (0.6%)
ECONAZOLE NITRATE	2 (0.6%)	1 (0.3%)
SALICYLIC ACID	2 (0.6%)	1 (0.3%)
BETAMETHASONE DIPROPIONATE;CLOTRIMAZOLE	2 (0.6%)	0
BETAMETHASONE;CLOTRIMAZOLE	2 (0.6%)	0
CICLOPIROX	1 (0.3%)	1 (0.3%)
CLOTRIMAZOLE	0	2 (0.6%)
LULICONAZOLE	0	2 (0.6%)
UREA	0	2 (0.6%)
EFINACONAZOLE	1 (0.3%)	0
ETHYL HYDROXYBENZOATE	1 (0.3%)	0
LIRANAFTATE	1 (0.3%)	0
METHYL SALICYLATE;TOLNAFTATE	0	1 (0.3%)
MICONAZOLE	0	1 (0.3%)
MICONAZOLE NITRATE	0	1 (0.3%)
OTHER ANTIFUNGALS FOR TOPICAL USE	0	1 (0.3%)
ANESTHETICS		
Total number of patients with at least one treatment	16 (4.8%)	26 (7.7%)
Total number of treatments	27	38
LIDOCAINE	9 (2.7%)	15 (4.5%)
FENTANYL	3 (0.9%)	8 (2.4%)
PROPOFOL	2 (0.6%)	2 (0.6%)
FENTANYL CITRATE	1 (0.3%)	2 (0.6%)
BUPIVACAINE HYDROCHLORIDE	0	2 (0.6%)
EPINEPHRINE;LIDOCAINE	2 (0.6%)	0
MEPIVACAINE HYDROCHLORIDE	1 (0.3%)	1 (0.3%)
REMIFENTANIL	1 (0.3%)	1 (0.3%)
ANESTHETICS, LOCAL	0	1 (0.3%)
BENZOCAINE;BUTYL AMINOBENZOATE;TETRACAINE HYDROCHLORIDE	1 (0.3%)	0
BUPIVACAINE	0	1 (0.3%)
BUPIVACAINE;EPINEPHRINE	0	1 (0.3%)
CAPSAICIN	1 (0.3%)	0
ETOMIDATE	0	1 (0.3%)
MEPIVACAINE	1 (0.3%)	0
PHENOL	0	1 (0.3%)
SEVOFLURANE	1 (0.3%)	0
ANTI-PARKINSON DRUGS		
Total number of patients with at least one treatment	21 (6.3%)	20 (5.9%)
Total number of treatments	21	27
DIPHENHYDRAMINE HYDROCHLORIDE	10 (3.0%)	5 (1.5%)
CARBIDOPA;LEVODOPA	2 (0.6%)	3 (0.9%)
PRAMIPEXOLE	2 (0.6%)	3 (0.9%)
DIPHENHYDRAMINE	1 (0.3%)	3 (0.9%)

PRAMIPEXOLE DIHYDROCHLORIDE	1 (0.3%)	2 (0.6%)
ROPINIROLE	0	3 (0.9%)
AMANTADINE	0	2 (0.6%)
CARBIDOPA MONOHYDRATE;LEVODOPA	1 (0.3%)	1 (0.3%)
BENSERAZIDE HYDROCHLORIDE;LEVODOPA	0	1 (0.3%)
BIPERIDEN	1 (0.3%)	0
CABERGOLINE	0	1 (0.3%)
ORPHENADRINE	1 (0.3%)	0
PRAMIPEXOLE DIHYDROCHLORIDE MONOHYDRATE	1 (0.3%)	0
RASAGILINE MESYLATE	0	1 (0.3%)
ROPINIROLE HYDROCHLORIDE	0	1 (0.3%)
TRIHEXYPHENIDYL HYDROCHLORIDE	1 (0.3%)	0
ANTIVIRALS FOR SYSTEMIC USE		
Total number of patients with at least one treatment	14 (4.2%)	19 (5.6%)
Total number of treatments	14	21
ACICLOVIR	4 (1.2%)	3 (0.9%)
VALACICLOVIR	4 (1.2%)	3 (0.9%)
REMDESIVIR	2 (0.6%)	1 (0.3%)
UMIFENOVIR	1 (0.3%)	2 (0.6%)
AMANTADINE	0	2 (0.6%)
BALOXAVIR MARBOXIL	0	2 (0.6%)
OSELTAMIVIR PHOSPHATE	0	2 (0.6%)
BICTEGRAVIR SODIUM;EMTRICITABINE;TENOFOVIR ALAFENAMIDE FUMARATE	1 (0.3%)	0
CASIRIVIMAB;IMDEVIMAB	1 (0.3%)	0
DOLUTEGRAVIR SODIUM;RILPIVIRINE HYDROCHLORIDE	0	1 (0.3%)
FAMCICLOVIR	0	1 (0.3%)
KAGOCEL	0	1 (0.3%)
VALACICLOVIR HYDROCHLORIDE	0	1 (0.3%)
VIDARABINE	1 (0.3%)	0
DIAGNOSTIC AGENTS		
Total number of patients with at least one treatment	15 (4.5%)	17 (5.0%)
Total number of treatments	20	22
FOLIC ACID	12 (3.6%)	11 (3.3%)
GLUCOSE	2 (0.6%)	4 (1.2%)
INDIGO CARMINE	1 (0.3%)	0
MAGNESIUM SULFATE	0	1 (0.3%)
MANNITOL	0	1 (0.3%)
SODIUM BICARBONATE;TARTARIC ACID	1 (0.3%)	0
SORBITOL	1 (0.3%)	0
TERIPARATIDE	0	1 (0.3%)
TERIPARATIDE ACETATE	0	1 (0.3%)
BILE AND LIVER THERAPY		
Total number of patients with at least one treatment	17 (5.1%)	13 (3.9%)

Total number of treatments	18	13
CURCUMA LONGA	10 (3.0%)	3 (0.9%)
LACTULOSE	6 (1.8%)	4 (1.2%)
RIFAXIMIN	0	2 (0.6%)
BUPLEURUM FALCATUM ROOT;CINNAMOMUM CASSIA BARK;GLYCYRRHIZA SPP. ROOT;PAEONIA LACTIFLORA ROOT;PANAX GINSENG ROOT;PINELLIA TERNATA TUBER;SCUTELLARIA BAICALENSIS ROOT;ZINGIBER OFFICINALE RHIZOME;ZIZIPHUS JUJUBA FRUIT	1 (0.3%)	0
CYSTEINE HYDROCHLORIDE;GLYCINE;GLYCYRRHIZIC ACID, AMMONIUM SALT	0	1 (0.3%)
HYPERICUM PERFORATUM	0	1 (0.3%)
LECITHIN	0	1 (0.3%)
URSODEOXYCHOLIC ACID	1 (0.3%)	0
URTICA DIOICA	0	1 (0.3%)
SEX HORMONES AND MODULATORS OF THE GENITAL SYSTEM		
Total number of patients with at least one treatment	12 (3.6%)	16 (4.7%)
Total number of treatments	13	17
ESTRADIOL	3 (0.9%)	5 (1.5%)
ESTROGENS CONJUGATED	3 (0.9%)	3 (0.9%)
TESTOSTERONE	2 (0.6%)	3 (0.9%)
ESTRIOL	2 (0.6%)	0
BAZEDOXIFENE ACETATE	0	1 (0.3%)
ESTROGENS CONJUGATED;MEDROXYPROGESTERONE ACETATE	0	1 (0.3%)
MEGESTROL ACETATE	0	1 (0.3%)
PRASTERONE	0	1 (0.3%)
PROGESTERONE	1 (0.3%)	0
RALOXIFENE HYDROCHLORIDE	0	1 (0.3%)
TESTOSTERONE CIPIONATE	0	1 (0.3%)
TESTOSTERONE ENANTHATE	1 (0.3%)	0
ANTIMYCOTICS FOR SYSTEMIC USE		
Total number of patients with at least one treatment	10 (3.0%)	15 (4.5%)
Total number of treatments	13	17
FLUCONAZOLE	4 (1.2%)	3 (0.9%)
NYSTATIN	0	7 (2.1%)
KETOCONAZOLE	1 (0.3%)	4 (1.2%)
ANTIBIOTICS	4 (1.2%)	0
CASPOFUNGIN ACETATE	1 (0.3%)	0
MICONAZOLE	0	1 (0.3%)
MICONAZOLE NITRATE	0	1 (0.3%)
ENDOCRINE THERAPY		
Total number of patients with at least one treatment	9 (2.7%)	16 (4.7%)
Total number of treatments	12	18
ESTRADIOL	3 (0.9%)	5 (1.5%)

ESTROGENS CONJUGATED	3 (0.9%)	3 (0.9%)
ANASTROZOLE	0	3 (0.9%)
LETROZOLE	1 (0.3%)	1 (0.3%)
LEUPRORELIN ACETATE	0	2 (0.6%)
ABIRATERONE ACETATE	0	1 (0.3%)
BICALUTAMIDE	1 (0.3%)	0
ENZALUTAMIDE	0	1 (0.3%)
EXEMESTANE	0	1 (0.3%)
GOSERELIN ACETATE	1 (0.3%)	0
MEGESTROL ACETATE	0	1 (0.3%)
TAMOXIFEN	1 (0.3%)	0
ANTIHEMORRHAGICS		
Total number of patients with at least one treatment	12 (3.6%)	10 (3.0%)
Total number of treatments	16	10
EPINEPHRINE	6 (1.8%)	4 (1.2%)
TRANEXAMIC ACID	3 (0.9%)	4 (1.2%)
CARBAZOCHROME SODIUM SULFONATE	2 (0.6%)	1 (0.3%)
APROTININ;CALCIUM CHLORIDE;FACTOR I (FIBRINOGEN);FACTOR XIII (FIBRIN STABILISING FACTOR);THROMBIN	1 (0.3%)	0
GALIUM VERUM	0	1 (0.3%)
METHYLETHYLPIRIDINOL	1 (0.3%)	0
PRUNUS CERASUS	1 (0.3%)	0
PERIPHERAL VASODILATORS		
Total number of patients with at least one treatment	11 (3.3%)	10 (3.0%)
Total number of treatments	11	10
NICOTINIC ACID	4 (1.2%)	4 (1.2%)
PENTOXIFYLLINE	1 (0.3%)	2 (0.6%)
GINKGO BILOBA	0	2 (0.6%)
GINKGO BILOBA EXTRACT	2 (0.6%)	0
KALLIDINOGENASE	2 (0.6%)	0
BENCYCLANE FUMARATE	0	1 (0.3%)
METHYLETHYLPIRIDINOL	1 (0.3%)	0
METHYLETHYLPIRIDINOL SUCCINATE	1 (0.3%)	0
NICERGOLINE	0	1 (0.3%)
ANTIPROTOZOALS		
Total number of patients with at least one treatment	7 (2.1%)	11 (3.3%)
Total number of treatments	7	13
METRONIDAZOLE	5 (1.5%)	4 (1.2%)
CLOTRIMAZOLE	0	2 (0.6%)
HYDROXYCHLOROQUINE SULFATE	1 (0.3%)	1 (0.3%)
ATOVAQUONE;PROGUANIL	0	1 (0.3%)
HYDROXYCHLOROQUINE	1 (0.3%)	0
MICONAZOLE	0	1 (0.3%)

MICONAZOLE NITRATE	0	1 (0.3%)
OFLOXACIN	0	1 (0.3%)
IMMUNOSUPPRESSANTS		
Total number of patients with at least one treatment	8 (2.4%)	9 (2.7%)
Total number of treatments	10	12
METHOTREXATE	1 (0.3%)	3 (0.9%)
HYDROXYCHLOROQUINE SULFATE	1 (0.3%)	1 (0.3%)
LENALIDOMIDE	1 (0.3%)	1 (0.3%)
TOCILIZUMAB	2 (0.6%)	0
APREMILAST	0	1 (0.3%)
AZATHIOPRINE	1 (0.3%)	0
CICLOSPORIN	0	1 (0.3%)
ETANERCEPT	1 (0.3%)	0
HYDROXYCHLOROQUINE	1 (0.3%)	0
INFLIXIMAB	0	1 (0.3%)
MYCOPHENOLATE MOFETIL	0	1 (0.3%)
TACROLIMUS	0	1 (0.3%)
TOFACITINIB CITRATE	0	1 (0.3%)
UPADACITINIB	1 (0.3%)	0
ANTISEPTICS AND DISINFECTANTS		
Total number of patients with at least one treatment	7 (2.1%)	7 (2.1%)
Total number of treatments	9	8
POVIDONE-IODINE	2 (0.6%)	2 (0.6%)
CHLORHEXIDINE GLUCONATE	1 (0.3%)	2 (0.6%)
IODINE	1 (0.3%)	1 (0.3%)
BENZETHONIUM CHLORIDE	1 (0.3%)	0
CALCIUM CHLORIDE DIHYDRATE;POLIHEXANIDE;POTASSIUM CHLORIDE;SODIUM CHLORIDE	1 (0.3%)	0
CHLORHEXIDINE	0	1 (0.3%)
COPPER	1 (0.3%)	0
PHENOL	0	1 (0.3%)
VACCINIUM MYRTILLUS	0	1 (0.3%)
DIGESTIVES, INCL. ENZYMES		
Total number of patients with at least one treatment	7 (2.1%)	7 (2.1%)
Total number of treatments	7	11
MONASCUS PURPUREUS	2 (0.6%)	1 (0.3%)
ENZYME PREPARATIONS	0	2 (0.6%)
ENZYMES NOS;PANCREATIN	1 (0.3%)	1 (0.3%)
PANCREATIN	1 (0.3%)	1 (0.3%)
ALPHA-D-GALACTOSIDASE	1 (0.3%)	0
AZULENE SODIUM SULFONATE;LEVOGLUTAMIDE	0	1 (0.3%)
BETAINE HYDROCHLORIDE	0	1 (0.3%)

CALCIUM CARBONATE;DIASTASE;HERBAL EXTRACT NOS;MENTHOL;SIMALDRATE;SODIUM CARBONATE ANHYDROUS	0	1 (0.3%)
CROCUS SATIVUS	1 (0.3%)	0
PANCRELIPASE	0	1 (0.3%)
PRUNUS CERASUS	1 (0.3%)	0
TILACTASE	0	1 (0.3%)
ZINGIBER OFFICINALE	0	1 (0.3%)
OTHER RESPIRATORY SYSTEM PRODUCTS		
Total number of patients with at least one treatment	7 (2.1%)	5 (1.5%)
Total number of treatments	7	6
AMBROXOL HYDROCHLORIDE	3 (0.9%)	3 (0.9%)
AMBROXOL	2 (0.6%)	1 (0.3%)
ASARUM SPP. ROOT;CINNAMOMUM CASSIA BARK;EPHEDRA SPP. HERB;GLYCYRRHIZA SPP. ROOT;PAEONIA LACTIFLORA ROOT;PINELLIA TERNATA TUBER;SCHISANDRA CHINENSIS FRUIT;ZINGIBER OFFICINALE RHIZOME	1 (0.3%)	1 (0.3%)
BUPLEURUM FALCATUM ROOT;CINNAMOMUM CASSIA BARK;GLYCYRRHIZA SPP. ROOT;PAEONIA LACTIFLORA ROOT;PANAX GINSENG ROOT;PINELLIA TERNATA TUBER;SCUTELLARIA BAICALENSIS ROOT;ZINGIBER OFFICINALE RHIZOME;ZIZIPHUS JUJUBA FRUIT	1 (0.3%)	0
GLYCYRRHIZA SPP. ROOT;OPHIOPOGON JAPONICUS TUBER;ORYZA SATIVA FRUIT;PANAX GINSENG ROOT;PINELLIA TERNATA TUBER;ZIZIPHUS JUJUBA FRUIT	0	1 (0.3%)
CALCIUM HOMEOSTASIS		
Total number of patients with at least one treatment	2 (0.6%)	9 (2.7%)
Total number of treatments	2	9
CALCIFEDIOL	2 (0.6%)	5 (1.5%)
CALCITONIN, SALMON	0	1 (0.3%)
ELCATONIN	0	1 (0.3%)
TERIPARATIDE	0	1 (0.3%)
TERIPARATIDE ACETATE	0	1 (0.3%)
ANTIPSORIATICS		
Total number of patients with at least one treatment	4 (1.2%)	6 (1.8%)
Total number of treatments	4	7
CALCITRIOL	2 (0.6%)	2 (0.6%)
CALCIPOTRIOL	1 (0.3%)	1 (0.3%)
BETAMETHASONE DIPROPIONATE;CALCIPOTRIOL	1 (0.3%)	0
BETAMETHASONE DIPROPIONATE;CALCIPOTRIOL MONOHYDRATE	0	1 (0.3%)
BETAMETHASONE;CALCIPOTRIOL	0	1 (0.3%)
MENTHOL;METHYL SALICYLATE	0	1 (0.3%)

N/A		
Total number of patients with at least one treatment	4 (1.2%)	6 (1.8%)
Total number of treatments	4	7
RADIOTHERAPY	2 (0.6%)	2 (0.6%)
ALLIUM SATIVUM	1 (0.3%)	1 (0.3%)
SALVIA OFFICINALIS	0	2 (0.6%)
ALLERGY MEDICATION	0	1 (0.3%)
BUTYL HYDROXYBENZOATE	1 (0.3%)	0
CONTRAST MEDIA		
Total number of patients with at least one treatment	4 (1.2%)	5 (1.5%)
Total number of treatments	5	5
IOHEXOL	0	3 (0.9%)
IOVERSOL	2 (0.6%)	0
BARIUM SULFATE	1 (0.3%)	0
IOPAMIDOL	0	1 (0.3%)
MEGLUMINE AMIDOTRIZOATE;SODIUM AMIDOTRIZOATE	1 (0.3%)	0
PERFLUBUTANE	0	1 (0.3%)
SODIUM BICARBONATE;TARTARIC ACID	1 (0.3%)	0
OTHER DRUGS FOR DISORDERS OF THE MUSCULO-SKELETAL SYSTEM		
Total number of patients with at least one treatment	6 (1.8%)	2 (0.6%)
Total number of treatments	16	2
HYALURONATE SODIUM	2 (0.6%)	2 (0.6%)
HYLAN G-F 20	2 (0.6%)	0
CLOMIPRAMINE HYDROCHLORIDE	1 (0.3%)	0
PRONASE	1 (0.3%)	0
ANTIOBESITY PREPARATIONS, EXCL. DIET PRODUCTS		
Total number of patients with at least one treatment	3 (0.9%)	4 (1.2%)
Total number of treatments	3	4
PLANTAGO OVATA	2 (0.6%)	3 (0.9%)
CAMELLIA SINENSIS	1 (0.3%)	0
LIRAGLUTIDE	0	1 (0.3%)
ANABOLIC AGENTS FOR SYSTEMIC USE		
Total number of patients with at least one treatment	2 (0.6%)	3 (0.9%)
Total number of treatments	3	3
STEROIDS	2 (0.6%)	2 (0.6%)
PRASTERONE	0	1 (0.3%)
ANTIMYCOBACTERIALS		
Total number of patients with at least one treatment	5 (1.5%)	0

Total number of treatments	9	0
ANTIBIOTICS	4 (1.2%)	0
ETHAMBUTOL	1 (0.3%)	0
ETHAMBUTOL DIHYDROCHLORIDE;ISONIAZID;PYRAZINAMIDE;RIFAMPICIN	1 (0.3%)	0
ISONIAZID;PYRIDOXINE	1 (0.3%)	0
PYRAZINAMIDE	1 (0.3%)	0
ECTOPARASITICIDES, INCL. SCABICIDES, INSECTICIDES AND REPELLENTS		
Total number of patients with at least one treatment	2 (0.6%)	3 (0.9%)
Total number of treatments	5	4
DIMETICONE	1 (0.3%)	2 (0.6%)
CROTAMITON	0	1 (0.3%)
IVERMECTIN	1 (0.3%)	0
IMMUNOSTIMULANTS		
Total number of patients with at least one treatment	3 (0.9%)	2 (0.6%)
Total number of treatments	3	2
ECHINACEA SPP.	1 (0.3%)	1 (0.3%)
BETA GLUCAN	1 (0.3%)	0
INTERFERON ALFA-2B	0	1 (0.3%)
TUMOR NECROSIS FACTOR NOS	1 (0.3%)	0
APPETITE STIMULANTS		
Total number of patients with at least one treatment	1 (0.3%)	3 (0.9%)
Total number of treatments	1	3
CANNABIS SATIVA	1 (0.3%)	1 (0.3%)
ACORUS CALAMUS RHIZOME	0	1 (0.3%)
MEGESTROL ACETATE	0	1 (0.3%)
OTHER HEMATOLOGICAL AGENTS		
Total number of patients with at least one treatment	2 (0.6%)	1 (0.3%)
Total number of treatments	5	1
HYDROXYCARBAMIDE	1 (0.3%)	1 (0.3%)
PRONASE	1 (0.3%)	0
PANCREATIC HORMONES		
Total number of patients with at least one treatment	1 (0.3%)	2 (0.6%)
Total number of treatments	1	2
GLUCAGON	1 (0.3%)	2 (0.6%)
PITUITARY AND HYPOTHALAMIC HORMONES AND ANALOGUES		
Total number of patients with at least one treatment	0	3 (0.9%)

Total number of treatments	0	3
LEUPRORELIN ACETATE	0	2 (0.6%)
VASOPRESSIN	0	1 (0.3%)
ANTHELMINTICS		
Total number of patients with at least one treatment	1 (0.3%)	0
Total number of treatments	1	0
IVERMECTIN	1 (0.3%)	0
INVESTIGATIONAL DRUG		
Total number of patients with at least one treatment	1 (0.3%)	0
Total number of treatments	1	0
CASIRIVIMAB;IMDEVIMAB	1 (0.3%)	0
THERAPEUTIC RADIOPHARMACEUTICALS		
Total number of patients with at least one treatment	1 (0.3%)	0
Total number of treatments	1	0
STRONTIUM	1 (0.3%)	0

Treatments are coded using the WHO Drug Global B3 Format dictionary Version September 1, 2020. Treatments can appear under multiple classes.
Multiple uses of a specific medication for a patient were counted once in the frequency for the medication.
Likewise, multiple uses within a specific medication class for a patient were counted once in the frequency for the medication class.
For frequency counts in the "total number of treatments", multiple uses of the same treatment for a patient were counted separately.
Clinical cut-off: TENAYA 24MAR2022 and LUCERNE 23MAR2022

Program: root/clinical_studies/RO6867461/CDPT7716/share/ACE_pool_nAMD_Base/prod/program/t_cm.sas
Output: root/clinical_studies/RO6867461/CDPT7716/share/ACE_pool_nAMD_CSR_Final/prod/output/t_cm_CONC_NOCUL_TENAYA_IT_MAR2022_nAMD.xls
08AUG2022 7:06

POPULATION: Intent-To-Treat Population, LUCERNE
ENDPOINT: --
MODEL: descriptive
STUDY: GR40306 & GR40844
Concomitant Non-Ocular Medications by Medication Class and Preferred Name

ATC Class Level 2 Other Treatment	Faricimab (N=331)	Aflibercept (N=327)
Total number of patients with at least one treatment	324 (97.9%)	317 (96.9%)
Total number of treatments	4739	4174
VACCINES		
Total number of patients with at least one treatment	213 (64.4%)	200 (61.2%)
Total number of treatments	479	461
TOZINAMERAN	86 (26.0%)	92 (28.1%)
ELASOMERAN	50 (15.1%)	38 (11.6%)
INFLUENZA VACCINE	50 (15.1%)	37 (11.3%)
COVID-19 VACCINE NRVV AD (CHADOX1 NCOV-19)	36 (10.9%)	30 (9.2%)
COVID-19 VACCINE NRVV AD26 (GAM-COVID-VAC)	18 (5.4%)	13 (4.0%)
PNEUMOCOCCAL VACCINE	9 (2.7%)	8 (2.4%)
INFLUENZA VACCINE INACT SPLIT 3V	5 (1.5%)	11 (3.4%)
COVID-19 VACCINE	4 (1.2%)	10 (3.1%)
COVID-19 VACCINE INACT (VERO) CZ02	5 (1.5%)	7 (2.1%)
INFLUENZA VACCINE INACT SPLIT 4V	5 (1.5%)	4 (1.2%)
COVID-19 VACCINE NRVV AD26 (JNJ 78436735)	5 (1.5%)	3 (0.9%)
COVID-19 VACCINE INACT (VERO) HB02	1 (0.3%)	5 (1.5%)
VARICELLA ZOSTER VACCINE	4 (1.2%)	2 (0.6%)
INFLUENZA VACCINE INACT WHOLE 3V	4 (1.2%)	1 (0.3%)
PNEUMOCOCCAL VACCINE CONJ 13V (CRM197)	2 (0.6%)	3 (0.9%)
INFLUENZA VACCINE INACT SAG 3V	2 (0.6%)	1 (0.3%)
PNEUMOCOCCAL VACCINE CONJ 7V (CRM197)	1 (0.3%)	2 (0.6%)
INFLUENZA VACCINE INACT SAG 4V	2 (0.6%)	0
PNEUMOCOCCAL VACCINE POLYSACCH 23V	1 (0.3%)	1 (0.3%)
TETANUS VACCINE TOXOID	0	2 (0.6%)
VARICELLA ZOSTER VACCINE LIVE (OKA/MERCK)	1 (0.3%)	1 (0.3%)
VARICELLA ZOSTER VACCINE RGE (CHO)	2 (0.6%)	0
COVID-19 VACCINE INACT W.VIRION AYDAR-1	0	1 (0.3%)
DIPHTHERIA VACCINE TOXOID;PERTUSSIS VACCINE ACELLULAR;TETANUS VACCINE TOXOID	0	1 (0.3%)
HEPATITIS B VACCINE RHBSAG (YEAST)	0	1 (0.3%)
PNEUMOCOCCAL VACCINE 13V	1 (0.3%)	0
TETANUS VACCINE	0	1 (0.3%)

ANALGESICS		
Total number of patients with at least one treatment	201 (60.7%)	185 (56.6%)
Total number of treatments	560	399
ACETYLSALICYLIC ACID	101 (30.5%)	94 (28.7%)
PARACETAMOL	83 (25.1%)	62 (19.0%)
METOPROLOL	21 (6.3%)	23 (7.0%)
GABAPENTIN	20 (6.0%)	17 (5.2%)
TRAMADOL	14 (4.2%)	13 (4.0%)
METOPROLOL SUCCINATE	10 (3.0%)	14 (4.3%)
METOPROLOL TARTRATE	12 (3.6%)	10 (3.1%)
FENTANYL	9 (2.7%)	8 (2.4%)
PREGABALIN	6 (1.8%)	8 (2.4%)
HYDROCODONE	5 (1.5%)	8 (2.4%)
OXYCODONE	11 (3.3%)	2 (0.6%)
CODEINE PHOSPHATE;PARACETAMOL	9 (2.7%)	3 (0.9%)
MORPHINE	4 (1.2%)	8 (2.4%)
TRAMADOL HYDROCHLORIDE	5 (1.5%)	5 (1.5%)
HYDROCODONE;PARACETAMOL	3 (0.9%)	6 (1.8%)
METAMIZOLE SODIUM	4 (1.2%)	4 (1.2%)
AMITRIPTYLINE	4 (1.2%)	3 (0.9%)
DULOXETINE	5 (1.5%)	2 (0.6%)
DULOXETINE HYDROCHLORIDE	4 (1.2%)	3 (0.9%)
ACETYLSALICYLATE LYSINE	3 (0.9%)	3 (0.9%)
HYDROCODONE BITARTRATE;PARACETAMOL	3 (0.9%)	3 (0.9%)
OXYCODONE HYDROCHLORIDE	3 (0.9%)	3 (0.9%)
PARACETAMOL;TRAMADOL HYDROCHLORIDE	5 (1.5%)	1 (0.3%)
PROPRANOLOL	5 (1.5%)	1 (0.3%)
NALOXONE HYDROCHLORIDE;OXYCODONE HYDROCHLORIDE	3 (0.9%)	2 (0.6%)
OXYCODONE HYDROCHLORIDE;PARACETAMOL	1 (0.3%)	4 (1.2%)
ACETYLSALICYLIC ACID;MAGNESIUM HYDROXIDE	2 (0.6%)	2 (0.6%)
CANNABIDIOL	1 (0.3%)	3 (0.9%)
METAMIZOLE MAGNESIUM	4 (1.2%)	0
VENLAFAXINE	2 (0.6%)	2 (0.6%)
VENLAFAXINE HYDROCHLORIDE	1 (0.3%)	3 (0.9%)
ACETYLSALICYLIC ACID;CAFFEINE	2 (0.6%)	1 (0.3%)
AMITRIPTYLINE HYDROCHLORIDE	3 (0.9%)	0
CAFFEINE;PAPAVER SOMNIFERUM LATEX;PARACETAMOL	0	3 (0.9%)
CODEINE;PARACETAMOL	1 (0.3%)	2 (0.6%)
CORTICOSTEROID NOS	2 (0.6%)	1 (0.3%)
MORPHINE SULFATE	0	3 (0.9%)
PARACETAMOL;TRAMADOL	2 (0.6%)	1 (0.3%)
VERAPAMIL	0	3 (0.9%)
ACETYLSALICYLIC ACID;ASCORBIC ACID	1 (0.3%)	1 (0.3%)
ARTEMISIA ARGYI	1 (0.3%)	1 (0.3%)
CHOLINE SALICYLATE	2 (0.6%)	0
CLONIDINE HYDROCHLORIDE	2 (0.6%)	0
CODEINE PHOSPHATE	1 (0.3%)	1 (0.3%)

DEXTROMETHORPHAN HYDROBROMIDE;DOXYLAMINE SUCCINATE;EPHEDRINE SULFATE;ETHANOL;PARACETAMOL	2 (0.6%)	0
DEXTROMETHORPHAN HYDROBROMIDE;GUAIFENESIN;PARACETAMOL;PSEUDOEPHEDRINE HYDROCHLORIDE	1 (0.3%)	1 (0.3%)
DEXTROMETHORPHAN HYDROBROMIDE;PARACETAMOL;PHENYLEPHRINE HYDROCHLORIDE	1 (0.3%)	1 (0.3%)
DIPHENHYDRAMINE HYDROCHLORIDE;PARACETAMOL	2 (0.6%)	0
FENTANYL CITRATE	2 (0.6%)	0
HYDROMORPHONE HYDROCHLORIDE	2 (0.6%)	0
MENTHOL	0	2 (0.6%)
METAMIZOLE	1 (0.3%)	1 (0.3%)
NALBUPHINE	2 (0.6%)	0
NALOXONE HYDROCHLORIDE;TILIDINE HYDROCHLORIDE	1 (0.3%)	1 (0.3%)
PETHIDINE HYDROCHLORIDE	2 (0.6%)	0
PROPRANOLOL HYDROCHLORIDE	2 (0.6%)	0
ACETYLSALICYLIC ACID;CITRIC ACID;SODIUM BICARBONATE	0	1 (0.3%)
ALBIZIA JULIBRISSIN	1 (0.3%)	0
ANEMARRHENA ASPHODELOIDES RHIZOME	1 (0.3%)	0
ARTEMISIA ARGYI LEAF	0	1 (0.3%)
ASCORBIC ACID;PARACETAMOL;PHENIRAMINE MALEATE;PHENYLEPHRINE HYDROCHLORIDE	1 (0.3%)	0
BOTULINUM TOXIN TYPE A	0	1 (0.3%)
BUPLEURUM CHINENSE, ROOT	1 (0.3%)	0
BUPLEURUM FALCATUM	1 (0.3%)	0
BUPRENORPHINE	1 (0.3%)	0
BUTALBITAL;CAFFEINE;PARACETAMOL	0	1 (0.3%)
CAFFEINE;CHLORPHENAMINE MALEATE;METAMIZOLE SODIUM MONOHYDRATE	1 (0.3%)	0
CAFFEINE;CODEINE PHOSPHATE;PARACETAMOL	1 (0.3%)	0
CAFFEINE;PARACETAMOL	1 (0.3%)	0
CANNABIS SATIVA	1 (0.3%)	0
CARBAMAZEPINE	1 (0.3%)	0
CHLORPHENAMINE MALEATE;DEXTROMETHORPHAN HYDROBROMIDE;PARACETAMOL	0	1 (0.3%)
CHLORPHENAMINE MALEATE;DEXTROMETHORPHAN HYDROBROMIDE;PARACETAMOL;PSEUDOEPHEDRINE HYDROCHLORIDE	0	1 (0.3%)
CHLORPHENAMINE MALEATE;PARACETAMOL	1 (0.3%)	0
CHLORPHENAMINE MALEATE;PARACETAMOL;PHENYLEPHRINE HYDROCHLORIDE	0	1 (0.3%)
CHLORPHENAMINE;PARACETAMOL	1 (0.3%)	0
CINNAMOMUM CASSIA;GLYCYRRHIZA SPP.;PAEONIA LACTIFLORA;ZINGIBER OFFICINALE;ZIZIPHUS JUJUBA	1 (0.3%)	0
CLOMIPRAMINE	0	1 (0.3%)
CLONIDINE	0	1 (0.3%)
DEXKETOPROFEN;TRAMADOL HYDROCHLORIDE	0	1 (0.3%)
DEXTROMETHORPHAN HYDROBROMIDE;DOXYLAMINE SUCCINATE;PARACETAMOL	0	1 (0.3%)
DICTAMNUS DASYCARPUS	1 (0.3%)	0

DIHYDROCODEINE	1 (0.3%)	0
EQUISETUM HYEMALE HERB	1 (0.3%)	0
EUCALYPTUS GLOBULUS OIL;MENTHA X PIPERITA OIL;METHYL SALICYLATE;SALICYLIC ACID	1 (0.3%)	0
FLUNARIZINE	0	1 (0.3%)
FLUNARIZINE DIHYDROCHLORIDE	0	1 (0.3%)
FORSYTHIA SUSPENSA FRUIT	1 (0.3%)	0
GUAIFENESIN;PARACETAMOL;PHENYLEPHRINE HYDROCHLORIDE	0	1 (0.3%)
HYDROMORPHONE	1 (0.3%)	0
IBUPROFEN;PARACETAMOL	0	1 (0.3%)
IRIS DOMESTICA	1 (0.3%)	0
LIGUSTICUM CHUANXIONG	1 (0.3%)	0
LYCIUM BARBARUM FRUIT	1 (0.3%)	0
MAGNESIUM SALICYLATE	1 (0.3%)	0
MECOBALAMIN;PREGABALIN	0	1 (0.3%)
METAMIZOLE SODIUM MONOHYDRATE	1 (0.3%)	0
OPHIOPOGON JAPONICUS	1 (0.3%)	0
OXCARBAZEPINE	1 (0.3%)	0
OXETORONE FUMARATE	1 (0.3%)	0
PAEONIA X SUFFRUTICOSA	1 (0.3%)	0
PAPAVER SOMNIFERUM;PARACETAMOL	0	1 (0.3%)
PARACETAMOL;PHENIRAMINE MALEATE;PHENYLEPHRINE HYDROCHLORIDE	1 (0.3%)	0
PARACETAMOL;PHENYLEPHRINE	1 (0.3%)	0
PETHIDINE	1 (0.3%)	0
PHELLODENDRON AMURENSE	0	1 (0.3%)
PHELLODENDRON AMURENSE BARK	1 (0.3%)	0
PLATYCODON GRANDIFLORUS ROOT	1 (0.3%)	0
PRUNELLA VULGARIS	1 (0.3%)	0
PRUNUS MUME FRUIT	1 (0.3%)	0
RIZATRIPTAN	1 (0.3%)	0
SAPOSHNIKOVIA DIVARICATA ROOT	1 (0.3%)	0
TAPENTADOL	0	1 (0.3%)
TAPENTADOL HYDROCHLORIDE	0	1 (0.3%)
TOPIRAMATE	0	1 (0.3%)
VALPROIC ACID	0	1 (0.3%)
VERAPAMIL HYDROCHLORIDE	1 (0.3%)	0
ZOLMITRIPTAN	0	1 (0.3%)
OPHTHALMOLOGICALS		
Total number of patients with at least one treatment	176 (53.2%)	182 (55.7%)
Total number of treatments	572	464
ASCORBIC ACID	19 (5.7%)	20 (6.1%)
PREDNISONE	20 (6.0%)	18 (5.5%)
POTASSIUM CHLORIDE	14 (4.2%)	23 (7.0%)
AZITHROMYCIN	15 (4.5%)	20 (6.1%)
SODIUM CHLORIDE	14 (4.2%)	20 (6.1%)
MELOXICAM	18 (5.4%)	11 (3.4%)

CIPROFLOXACIN	13 (3.9%)	12 (3.7%)
ASCORBIC ACID;COPPER;VITAMIN E NOS;XANTOFYL;ZEAXANTHIN;ZINC	15 (4.5%)	9 (2.8%)
NAPROXEN SODIUM	16 (4.8%)	7 (2.1%)
DEXAMETHASONE	8 (2.4%)	13 (4.0%)
DICLOFENAC	13 (3.9%)	8 (2.4%)
MINERALS NOS;VITAMINS NOS	13 (3.9%)	8 (2.4%)
CYANOCOBALAMIN	7 (2.1%)	11 (3.4%)
POTASSIUM	12 (3.6%)	6 (1.8%)
ASCORBIC ACID;BETACAROTENE;CUPRIC OXIDE;TOCOPHERYL ACETATE;ZINC OXIDE	5 (1.5%)	12 (3.7%)
METHYLPREDNISOLONE	9 (2.7%)	8 (2.4%)
UBIDECARENONE	13 (3.9%)	4 (1.2%)
ZINC	9 (2.7%)	8 (2.4%)
ASCORBIC ACID;CUPRIC OXIDE;DL-ALPHA TOCOPHERYL ACETATE;XANTOFYL;ZEAXANTHIN;ZINC OXIDE	8 (2.4%)	8 (2.4%)
CETIRIZINE HYDROCHLORIDE	9 (2.7%)	6 (1.8%)
LEVOFLOXACIN	7 (2.1%)	7 (2.1%)
ACICLOVIR	8 (2.4%)	5 (1.5%)
OTHER OPHTHALMOLOGICALS	9 (2.7%)	4 (1.2%)
ACETYLCYSTEINE	8 (2.4%)	4 (1.2%)
CEFUROXIME	8 (2.4%)	4 (1.2%)
DICLOFENAC SODIUM	6 (1.8%)	6 (1.8%)
TRIAMCINOLONE ACETONIDE	7 (2.1%)	5 (1.5%)
XANTOFYL	7 (2.1%)	4 (1.2%)
NAPROXEN	6 (1.8%)	4 (1.2%)
PREDNISOLONE	6 (1.8%)	4 (1.2%)
LIDOCAINE	5 (1.5%)	4 (1.2%)
ANTIBIOTICS	6 (1.8%)	2 (0.6%)
CORTISONE	5 (1.5%)	2 (0.6%)
HYDROCORTISONE	2 (0.6%)	5 (1.5%)
RETINOL	6 (1.8%)	1 (0.3%)
TRIAMCINOLONE	3 (0.9%)	4 (1.2%)
BETAMETHASONE	4 (1.2%)	2 (0.6%)
CETIRIZINE	5 (1.5%)	1 (0.3%)
CHONDROITIN SULFATE SODIUM	1 (0.3%)	5 (1.5%)
HEPARIN	2 (0.6%)	4 (1.2%)
PANCREATIN	4 (1.2%)	2 (0.6%)
STEROIDS	0	6 (1.8%)
ASCORBIC ACID;TOCOPHERYL ACETATE;XANTOFYL;ZEAXANTHIN;ZINC	2 (0.6%)	3 (0.9%)
EPINEPHRINE	2 (0.6%)	3 (0.9%)
REBAMIPIDE	3 (0.9%)	2 (0.6%)
ALLERGY MEDICATION	1 (0.3%)	3 (0.9%)
FLUCONAZOLE	2 (0.6%)	2 (0.6%)
HEPARIN SODIUM	3 (0.9%)	1 (0.3%)
KETOROLAC	2 (0.6%)	2 (0.6%)
MACROGOL	1 (0.3%)	3 (0.9%)
VANCOMYCIN	2 (0.6%)	2 (0.6%)
BETAMETHASONE DIPROPIONATE	2 (0.6%)	1 (0.3%)

CEFUROXIME SODIUM	0	3 (0.9%)
CHLORHEXIDINE GLUCONATE	2 (0.6%)	1 (0.3%)
CIPROFLOXACIN HYDROCHLORIDE	0	3 (0.9%)
CLOTRIMAZOLE	1 (0.3%)	2 (0.6%)
CORTICOSTEROID NOS	2 (0.6%)	1 (0.3%)
EPHEDRINE	1 (0.3%)	2 (0.6%)
NEOSTIGMINE	2 (0.6%)	1 (0.3%)
OXYMETAZOLINE HYDROCHLORIDE	1 (0.3%)	2 (0.6%)
XYLOMETAZOLINE HYDROCHLORIDE	3 (0.9%)	0
ACETAZOLAMIDE	2 (0.6%)	0
AMPICILLIN	2 (0.6%)	0
ATROPINE SULFATE	1 (0.3%)	1 (0.3%)
AZELASTINE	2 (0.6%)	0
BUPIVACAINE HYDROCHLORIDE	0	2 (0.6%)
CLONIDINE HYDROCHLORIDE	2 (0.6%)	0
DEXAMETHASONE SODIUM PHOSPHATE	1 (0.3%)	1 (0.3%)
ERYTHROMYCIN	1 (0.3%)	1 (0.3%)
FLUOCINOLONE ACETONIDE	1 (0.3%)	1 (0.3%)
GENTAMICIN	1 (0.3%)	1 (0.3%)
HYALURONATE SODIUM	2 (0.6%)	0
HYALURONIC ACID	1 (0.3%)	1 (0.3%)
IODINE	0	2 (0.6%)
KETOROLAC TROMETHAMINE	2 (0.6%)	0
LIDOCAINE HYDROCHLORIDE	2 (0.6%)	0
LYSOZYME	1 (0.3%)	1 (0.3%)
MOXIFLOXACIN	1 (0.3%)	1 (0.3%)
NEOMYCIN SULFATE	0	2 (0.6%)
OFLOXACIN	1 (0.3%)	1 (0.3%)
OXYMETAZOLINE	0	2 (0.6%)
PARAFFIN, LIQUID	1 (0.3%)	1 (0.3%)
PHENYLEPHRINE	1 (0.3%)	1 (0.3%)
PIROXICAM	0	2 (0.6%)
RIBOFLAVIN	1 (0.3%)	1 (0.3%)
SODIUM PHOSPHATE	1 (0.3%)	1 (0.3%)
XANTOFYL;ZEAXANTHIN	2 (0.6%)	0
ZINC SULFATE	2 (0.6%)	0
ALCLOMETASONE	1 (0.3%)	0
ANESTHETICS, LOCAL	1 (0.3%)	0
ANTIINFLAMMATORY AGENTS	0	1 (0.3%)
ANTIINFLAMMATORY AGENTS, NON-STEROIDS	1 (0.3%)	0
ARTIFICIAL TEARS [UMBRELLA TERM]	0	1 (0.3%)
ASCORBIC ACID;COLECALCIFEROL;COPPER SULFATE;DL-ALPHA TOCOPHERYL ACETATE;DOCOSAHEXAENOIC ACID;OLEA EUROPAEA FRUIT OIL;RESVERATROL;XANTOFYL;ZEAXANTHIN;ZINC GLUCONATE	0	1 (0.3%)
ASCORBIC ACID;COPPER;TOCOPHERYL ACETATE;XANTOFYL;ZEAXANTHIN;ZINC	1 (0.3%)	0
ASCORBIC ACID;CUPRIC OXIDE;DL-ALPHA TOCOPHERYL ACETATE;XANTOFYL;ZINC OXIDE	0	1 (0.3%)

ASCORBYL PALMITATE;BETACAROTENE;BIOFLAVONOIDS NOS;CALCIUM ASCORBATE;CAMELLIA SPP.;SAMBUCUS NIGRA;VACCINIUM MYRTILLUS;VITAMIN E NOS;VITIS VINIFERA SEED;XANTOFYL;ZEAXANTHIN	1 (0.3%)	0
AZELASTINE HYDROCHLORIDE	1 (0.3%)	0
BENZYLPENICILLIN	0	1 (0.3%)
BEPOTASTINE BESILATE	1 (0.3%)	0
BETAMETHASONE SODIUM PHOSPHATE	1 (0.3%)	0
BETAMETHASONE VALERATE	1 (0.3%)	0
BUPIVACAINE	1 (0.3%)	0
CALCIUM CHLORIDE DIHYDRATE;MAGNESIUM CHLORIDE HEXAHYDRATE;POTASSIUM CHLORIDE;SODIUM ACETATE TRIHYDRATE;SODIUM CHLORIDE	1 (0.3%)	0
CETALKONIUM CHLORIDE;GLYCEROL;POLOXALCOL;TROMETAMOL HYDROCHLORIDE;TYLOXAPOL	0	1 (0.3%)
CHLORHEXIDINE	1 (0.3%)	0
CHONDROITIN	0	1 (0.3%)
CICLOSPORIN	0	1 (0.3%)
CLONIDINE	0	1 (0.3%)
CORTICOSTEROIDS	0	1 (0.3%)
CORTISONE ACETATE	1 (0.3%)	0
DESONIDE	0	1 (0.3%)
DEXAMETHASONE ACETATE	0	1 (0.3%)
DEXAMETHASONE PHOSPHATE	1 (0.3%)	0
DEXAMETHASONE SODIUM PHOSPHATE;POLYMYXIN B SULFATE;TRIMETHOPRIM	0	1 (0.3%)
DEXAMETHASONE;NEOMYCIN SULFATE;POLYMYXIN B SULFATE	0	1 (0.3%)
DEXPANTHENOL	0	1 (0.3%)
DIMETICONE	1 (0.3%)	0
EPHEDRINE HYDROCHLORIDE	1 (0.3%)	0
EPINASTINE HYDROCHLORIDE	1 (0.3%)	0
FAMCICLOVIR	1 (0.3%)	0
FLUDROCORTISONE	0	1 (0.3%)
FLURBIPROFEN	0	1 (0.3%)
GENTAMICIN SULFATE	1 (0.3%)	0
GLYCEROL	1 (0.3%)	0
HOUTTUYNIA CORDATA	1 (0.3%)	0
HYALURONIDASE	1 (0.3%)	0
HYDROCORTISONE SODIUM SUCCINATE	0	1 (0.3%)
HYDROGEN PEROXIDE	0	1 (0.3%)
HYLAN G-F 20	1 (0.3%)	0
INDOMETACIN	1 (0.3%)	0
LATANOPROST	1 (0.3%)	0
LYCIUM BARBARUM FRUIT	1 (0.3%)	0
LYSOZYME HYDROCHLORIDE	1 (0.3%)	0
MACROGOL 4000	0	1 (0.3%)
METHYLPREDNISOLONE ACETATE	1 (0.3%)	0
MUCOPOLYSACCHARIDE POLYSULFURIC ACID ESTER	1 (0.3%)	0

NEOMYCIN	0	1 (0.3%)
NEOMYCIN;TYROTHRICIN	0	1 (0.3%)
NEOSTIGMINE METILSULFATE	0	1 (0.3%)
NEPIDERMIN	1 (0.3%)	0
OMEGA-3 FATTY ACIDS;XANTOFYL	0	1 (0.3%)
OMEGA-3 FATTY ACIDS;XANTOFYL;ZEAXANTHIN	1 (0.3%)	0
PANTOTHENIC ACID	0	1 (0.3%)
PILOCARPINE HYDROCHLORIDE	1 (0.3%)	0
PINDOLOL	1 (0.3%)	0
POLYDEOXYRIBONUCLEOTIDE SODIUM	1 (0.3%)	0
POTASSIUM PHOSPHATE DIBASIC;POTASSIUM PHOSPHATE MONOBASIC	1 (0.3%)	0
POVIDONE-IODINE	1 (0.3%)	0
PREDNISONE ACETATE	1 (0.3%)	0
PUERARIA LOBATA ROOT	1 (0.3%)	0
SEA WATER	1 (0.3%)	0
SILVER	1 (0.3%)	0
SODIUM PHOSPHATE DIBASIC;SODIUM PHOSPHATE MONOBASIC	0	1 (0.3%)
SULFAMETHOXAZOLE	1 (0.3%)	0
TAURINE	0	1 (0.3%)
TRIAMCINOLONE HEXACETONIDE	0	1 (0.3%)
TROXERUTIN	0	1 (0.3%)
VACCINIUM MYRTILLUS	0	1 (0.3%)
VACCINIUM MYRTILLUS EXTRACT	1 (0.3%)	0
VACCINIUM MYRTILLUS FRUIT	0	1 (0.3%)
VACCINIUM MYRTILLUS;XANTOFYL;ZEAXANTHIN	1 (0.3%)	0
ZINC SULFATE HEPTAHYDRATE	0	1 (0.3%)
AGENTS ACTING ON THE RENIN-ANGIOTENSIN SYSTEM		
Total number of patients with at least one treatment	177 (53.5%)	176 (53.8%)
Total number of treatments	216	209
LISINOPRIL	30 (9.1%)	31 (9.5%)
LOSARTAN	29 (8.8%)	29 (8.9%)
VALSARTAN	18 (5.4%)	13 (4.0%)
RAMIPRIL	17 (5.1%)	12 (3.7%)
ENALAPRIL	13 (3.9%)	6 (1.8%)
TELMISARTAN	9 (2.7%)	10 (3.1%)
CANDESARTAN CILEXETIL	9 (2.7%)	4 (1.2%)
LOSARTAN POTASSIUM	3 (0.9%)	10 (3.1%)
IRBESARTAN	6 (1.8%)	6 (1.8%)
OLMESARTAN MEDOXOMIL	5 (1.5%)	5 (1.5%)
PERINDOPRIL	5 (1.5%)	4 (1.2%)
HYDROCHLOROTHIAZIDE;LOSARTAN POTASSIUM	3 (0.9%)	5 (1.5%)
HYDROCHLOROTHIAZIDE;TELMISARTAN	4 (1.2%)	4 (1.2%)
HYDROCHLOROTHIAZIDE;LISINOPRIL	3 (0.9%)	4 (1.2%)
HYDROCHLOROTHIAZIDE;VALSARTAN	6 (1.8%)	1 (0.3%)
AMLODIPINE BESILATE;PERINDOPRIL ARGININE	1 (0.3%)	4 (1.2%)
CANDESARTAN	3 (0.9%)	2 (0.6%)

CAPTOPRIL	3 (0.9%)	2 (0.6%)
ENALAPRIL MALEATE	3 (0.9%)	2 (0.6%)
HYDROCHLOROTHIAZIDE;IRBESARTAN	3 (0.9%)	2 (0.6%)
AMLODIPINE BESILATE;VALSARTAN	2 (0.6%)	2 (0.6%)
BENAZEPRIL	2 (0.6%)	2 (0.6%)
INDAPAMIDE;PERINDOPRIL	1 (0.3%)	3 (0.9%)
SACUBITRIL;VALSARTAN	2 (0.6%)	2 (0.6%)
AMLODIPINE BESILATE;TELMISARTAN	1 (0.3%)	2 (0.6%)
FIMASARTAN POTASSIUM TRIHYDRATE	1 (0.3%)	2 (0.6%)
HYDROCHLOROTHIAZIDE;LOSARTAN	2 (0.6%)	1 (0.3%)
HYDROCHLOROTHIAZIDE;RAMIPRIL	0	3 (0.9%)
INDAPAMIDE;PERINDOPRIL ARGININE	1 (0.3%)	2 (0.6%)
PERINDOPRIL ARGININE	1 (0.3%)	2 (0.6%)
AMLODIPINE BESILATE;OLMESARTAN MEDOXOMIL	1 (0.3%)	1 (0.3%)
AMLODIPINE;PERINDOPRIL ARGININE	2 (0.6%)	0
AMLODIPINE;VALSARTAN	1 (0.3%)	1 (0.3%)
CANDESARTAN CILEXETIL;HYDROCHLOROTHIAZIDE	2 (0.6%)	0
HYDROCHLOROTHIAZIDE;LISINOPRIL DIHYDRATE	1 (0.3%)	1 (0.3%)
HYDROCHLOROTHIAZIDE;OLMESARTAN MEDOXOMIL	1 (0.3%)	1 (0.3%)
LISINOPRIL DIHYDRATE	1 (0.3%)	1 (0.3%)
PERINDOPRIL ERBUMINE	1 (0.3%)	1 (0.3%)
QUINAPRIL	0	2 (0.6%)
TRANDOLAPRIL	1 (0.3%)	1 (0.3%)
AMLODIPINE BESILATE;CANDESARTAN CILEXETIL	0	1 (0.3%)
AMLODIPINE BESILATE;FIMASARTAN POTASSIUM TRIHYDRATE	1 (0.3%)	0
AMLODIPINE BESILATE;HYDROCHLOROTHIAZIDE;VALSARTAN	1 (0.3%)	0
AMLODIPINE BESILATE;INDAPAMIDE;PERINDOPRIL ERBUMINE	1 (0.3%)	0
AMLODIPINE BESILATE;RAMIPRIL	0	1 (0.3%)
AMLODIPINE CAMSILATE;LOSARTAN POTASSIUM	1 (0.3%)	0
AMLODIPINE;BENAZEPRIL	1 (0.3%)	0
AMLODIPINE;BENAZEPRIL HYDROCHLORIDE	1 (0.3%)	0
AMLODIPINE;CANDESARTAN	1 (0.3%)	0
AMLODIPINE;INDAPAMIDE;PERINDOPRIL	0	1 (0.3%)
AMLODIPINE;OLMESARTAN	1 (0.3%)	0
AMLODIPINE;TELMISARTAN	1 (0.3%)	0
AZILSARTAN KAMEDOXOMIL	0	1 (0.3%)
AZILSARTAN KAMEDOXOMIL;CHLORTALIDONE	1 (0.3%)	0
BENAZEPRIL;HYDROCHLOROTHIAZIDE	0	1 (0.3%)
ENALAPRIL MALEATE;HYDROCHLOROTHIAZIDE	0	1 (0.3%)
ENALAPRIL MALEATE;LERCANIDIPINE HYDROCHLORIDE	0	1 (0.3%)
ENALAPRIL MALEATE;NITRENDIPINE	0	1 (0.3%)
EPROSARTAN	1 (0.3%)	0
FOSINOPRIL SODIUM;HYDROCHLOROTHIAZIDE	1 (0.3%)	0
INDAPAMIDE;PERINDOPRIL ERBUMINE	0	1 (0.3%)
INDAPAMIDE;PERINDOPRIL TOSILATE	0	1 (0.3%)
LERCANIDIPINE HYDROCHLORIDE;VALSARTAN	0	1 (0.3%)
OLMESARTAN	0	1 (0.3%)

QUINAPRIL HYDROCHLORIDE	0	1 (0.3%)
ZOFENOPRIL	0	1 (0.3%)
ZOFENOPRIL CALCIUM	0	1 (0.3%)
LIPID MODIFYING AGENTS		
Total number of patients with at least one treatment	181 (54.7%)	168 (51.4%)
Total number of treatments	235	217
ATORVASTATIN	45 (13.6%)	57 (17.4%)
SIMVASTATIN	32 (9.7%)	35 (10.7%)
ATORVASTATIN CALCIUM	21 (6.3%)	21 (6.4%)
ROSUVASTATIN	20 (6.0%)	19 (5.8%)
FISH OIL	21 (6.3%)	12 (3.7%)
ROSUVASTATIN CALCIUM	16 (4.8%)	17 (5.2%)
EZETIMIBE	10 (3.0%)	7 (2.1%)
PRAVASTATIN	7 (2.1%)	9 (2.8%)
FENOFIBRATE	7 (2.1%)	6 (1.8%)
DOCOSAHEXAENOIC ACID;EICOSAPENTAENOIC ACID	2 (0.6%)	4 (1.2%)
KRILL OIL	1 (0.3%)	5 (1.5%)
PRAVASTATIN SODIUM	3 (0.9%)	3 (0.9%)
EZETIMIBE;ROSUVASTATIN CALCIUM	4 (1.2%)	1 (0.3%)
EZETIMIBE;SIMVASTATIN	3 (0.9%)	2 (0.6%)
LOVASTATIN	5 (1.5%)	0
EICOSAPENTAENOIC ACID ETHYL ESTER	2 (0.6%)	2 (0.6%)
MONASCUS PURPUREUS	2 (0.6%)	2 (0.6%)
NICOTINIC ACID	4 (1.2%)	0
ALLIUM SATIVUM	2 (0.6%)	1 (0.3%)
ATORVASTATIN CALCIUM TRIHYDRATE	3 (0.9%)	0
ATORVASTATIN CALCIUM;EZETIMIBE	2 (0.6%)	0
FISH OIL;OMEGA-3 FATTY ACIDS	0	2 (0.6%)
LINUM USITATISSIMUM SEED OIL	2 (0.6%)	0
OMEGA-3 TRIGLYCERIDES	1 (0.3%)	1 (0.3%)
PITAVASTATIN CALCIUM	0	2 (0.6%)
AMLODIPINE BESILATE;ATORVASTATIN CALCIUM	0	1 (0.3%)
ANIMAL UNSPECIFIED;ASCORBIC ACID;FAGOPYRUM ESCULENTUM DRY LEAF JUICE;FAGOPYRUM ESCULENTUM SEED	0	1 (0.3%)
ANIMAL UNSPECIFIED;CYANOCOBALAMIN;FOLIC ACID;LEVOCARNITINE FUMARATE;PYRIDOXAL PHOSPHATE;PYRIDOXINE HYDROCHLORIDE;UBIDECARENONE	1 (0.3%)	0
BETACAROTENE;SITOSTEROLS	0	1 (0.3%)
BORAGO OFFICINALIS SEED OIL;FISH OIL;LINUM USITATISSIMUM SEED OIL;TOCOPHEROL	1 (0.3%)	0
CARNITINE	1 (0.3%)	0
DOCOSAHEXAENOIC ACID	1 (0.3%)	0
DOCOSAHEXAENOIC ACID;EICOSAPENTAENOIC ACID;FISH OIL	0	1 (0.3%)
DOCOSAHEXAENOIC ACID;EICOSAPENTAENOIC ACID;PHOSPHATIDYL SERINE	0	1 (0.3%)
EICOSAPENTAENOIC ACID	1 (0.3%)	0

FALLOPIA MULTIFLORA	1 (0.3%)	0
FLUVASTATIN SODIUM	1 (0.3%)	0
GEMFIBROZIL	1 (0.3%)	0
LECITHIN	1 (0.3%)	0
OMEGA-3-ACID ETHYL ESTER	1 (0.3%)	0
TOPICAL PRODUCTS FOR JOINT AND MUSCULAR PAIN		
Total number of patients with at least one treatment	169 (51.1%)	155 (47.4%)
Total number of treatments	280	241
ACETYLSALICYLIC ACID	101 (30.5%)	94 (28.7%)
IBUPROFEN	43 (13.0%)	31 (9.5%)
MELOXICAM	18 (5.4%)	11 (3.4%)
FOLIC ACID	13 (3.9%)	13 (4.0%)
NAPROXEN SODIUM	16 (4.8%)	7 (2.1%)
DICLOFENAC	13 (3.9%)	8 (2.4%)
DICLOFENAC SODIUM	6 (1.8%)	6 (1.8%)
NAPROXEN	6 (1.8%)	4 (1.2%)
CHONDROITIN;GLUCOSAMINE	3 (0.9%)	5 (1.5%)
ACECLOFENAC	2 (0.6%)	5 (1.5%)
KETOPROFEN	3 (0.9%)	4 (1.2%)
CHONDROITIN SULFATE SODIUM	1 (0.3%)	5 (1.5%)
GLUCOSAMINE	4 (1.2%)	2 (0.6%)
DEXKETOPROFEN TROMETAMOL	3 (0.9%)	2 (0.6%)
NICOTINIC ACID	4 (1.2%)	0
DEXIBUPROFEN	2 (0.6%)	0
MENTHOL	0	2 (0.6%)
METHYLSULFONYLMETHANE	1 (0.3%)	1 (0.3%)
NIMESULIDE	1 (0.3%)	1 (0.3%)
PIROXICAM	0	2 (0.6%)
ALUMINIUM ACETOTARTRATE	0	1 (0.3%)
BENZYDAMINE HYDROCHLORIDE	0	1 (0.3%)
CHONDROITIN	0	1 (0.3%)
CINEOLE;MELALEUCA LEUCADENDRA OIL;MENTHOL;METHYL SALICYLATE	0	1 (0.3%)
DEXKETOPROFEN	0	1 (0.3%)
DICLOFENAC SODIUM;LINUM USITATISSIMUM;MENTHOL;METHYL SALICYLATE;THIOCOLCHICOSIDE	1 (0.3%)	0
DIETHYLAMINE SALICYLATE;ESCIN	1 (0.3%)	0
ETOFENAMATE	1 (0.3%)	0
EUCALYPTUS GLOBULUS OIL;MENTHA X PIPERITA OIL;METHYL SALICYLATE;SALICYLIC ACID	1 (0.3%)	0
FLURBIPROFEN	0	1 (0.3%)
GLUCOSAMINE SULFATE	0	1 (0.3%)
HERBAL NOS;VITAMINS NOS	0	1 (0.3%)
INDOMETACIN	1 (0.3%)	0
LOXOPROFEN SODIUM	1 (0.3%)	0
MAGNESIUM CHLORIDE	0	1 (0.3%)
MENTHOL;METHYL SALICYLATE	0	1 (0.3%)

MUCOPOLYSACCHARIDE POLYSULFURIC ACID ESTER	1 (0.3%)	0
OTHER TOPICAL PRODUCTS FOR JOINT AND MUSCULAR PAIN	0	1 (0.3%)
PINUS SPP.	1 (0.3%)	0
TOLPERISONE	0	1 (0.3%)
TROLAMINE SALICYLATE	0	1 (0.3%)
VACCINIUM MACROCARPON	0	1 (0.3%)
ZINGIBER OFFICINALE	1 (0.3%)	0
STOMATOLOGICAL PREPARATIONS		
Total number of patients with at least one treatment	151 (45.6%)	163 (49.8%)
Total number of treatments	334	291
ACETYLSALICYLIC ACID	101 (30.5%)	94 (28.7%)
SODIUM CHLORIDE	14 (4.2%)	20 (6.1%)
DOXYCYCLINE	12 (3.6%)	11 (3.4%)
DEXAMETHASONE	8 (2.4%)	13 (4.0%)
DICLOFENAC	13 (3.9%)	8 (2.4%)
POTASSIUM	12 (3.6%)	6 (1.8%)
ZINC	9 (2.7%)	8 (2.4%)
METRONIDAZOLE	8 (2.4%)	8 (2.4%)
DICLOFENAC SODIUM	6 (1.8%)	6 (1.8%)
TRIAMCINOLONE ACETONIDE	7 (2.1%)	5 (1.5%)
NAPROXEN	6 (1.8%)	4 (1.2%)
PREDNISOLONE	6 (1.8%)	4 (1.2%)
LIDOCAINE	5 (1.5%)	4 (1.2%)
OXYGEN	3 (0.9%)	5 (1.5%)
CLOBETASOL PROPIONATE	1 (0.3%)	6 (1.8%)
ELECTROLYTES NOS	2 (0.6%)	5 (1.5%)
HYDROCORTISONE	2 (0.6%)	5 (1.5%)
KETOPROFEN	3 (0.9%)	4 (1.2%)
TRIAMCINOLONE	3 (0.9%)	4 (1.2%)
BETAMETHASONE	4 (1.2%)	2 (0.6%)
SUCRALFATE	3 (0.9%)	3 (0.9%)
DOXYCYCLINE HYCLATE	3 (0.9%)	2 (0.6%)
EPINEPHRINE	2 (0.6%)	3 (0.9%)
TRANEXAMIC ACID	3 (0.9%)	2 (0.6%)
CHLORHEXIDINE GLUCONATE	2 (0.6%)	1 (0.3%)
CLOTRIMAZOLE	1 (0.3%)	2 (0.6%)
CORTICOSTEROID NOS	2 (0.6%)	1 (0.3%)
CHOLINE SALICYLATE	2 (0.6%)	0
DEXAMETHASONE SODIUM PHOSPHATE	1 (0.3%)	1 (0.3%)
DOXYCYCLINE MONOHYDRATE	1 (0.3%)	1 (0.3%)
HYALURONATE SODIUM	2 (0.6%)	0
HYALURONIC ACID	1 (0.3%)	1 (0.3%)
IODINE	0	2 (0.6%)
LIDOCAINE HYDROCHLORIDE	2 (0.6%)	0
NEOMYCIN SULFATE	0	2 (0.6%)
NIMESULIDE	1 (0.3%)	1 (0.3%)

ANEMARRHENA ASPHODELOIDES RHIZOME	1 (0.3%)	0
ANESTHETICS, LOCAL	1 (0.3%)	0
BENZYDAMINE HYDROCHLORIDE	0	1 (0.3%)
BENZYDAMINE HYDROCHLORIDE;CHLORHEXIDINE GLUCONATE	0	1 (0.3%)
CHLORHEXIDINE	1 (0.3%)	0
CHLORHEXIDINE;LIDOCAINE	0	1 (0.3%)
CLOBETASOL	0	1 (0.3%)
DEXAMETHASONE ACETATE	0	1 (0.3%)
DIMETICONE	1 (0.3%)	0
DRYOBALANOPS AROMATICA	0	1 (0.3%)
FLURBIPROFEN	0	1 (0.3%)
GLYCEROL	1 (0.3%)	0
HYDROCORTISONE SODIUM SUCCINATE	0	1 (0.3%)
HYDROGEN PEROXIDE	0	1 (0.3%)
MICONAZOLE	0	1 (0.3%)
NEOMYCIN	0	1 (0.3%)
NYSTATIN	0	1 (0.3%)
OPHIOPOGON JAPONICUS	1 (0.3%)	0
OPHIOPOGON JAPONICUS ROOT	1 (0.3%)	0
POVIDONE-IODINE	1 (0.3%)	0
PROPOLIS	1 (0.3%)	0
PRUNUS MUME FRUIT	1 (0.3%)	0
SODIUM BICARBONATE	1 (0.3%)	0
SODIUM HYPOCHLORITE	0	1 (0.3%)
TRIAMCINOLONE HEXACETONIDE	0	1 (0.3%)
ANTITHROMBOTIC AGENTS		
Total number of patients with at least one treatment	165 (49.8%)	145 (44.3%)
Total number of treatments	237	206
ACETYLSALICYLIC ACID	101 (30.5%)	94 (28.7%)
APIXABAN	19 (5.7%)	23 (7.0%)
CLOPIDOGREL	16 (4.8%)	13 (4.0%)
ENOXAPARIN SODIUM	17 (5.1%)	8 (2.4%)
CLOPIDOGREL BISULFATE	13 (3.9%)	10 (3.1%)
RIVAROXABAN	13 (3.9%)	7 (2.1%)
ENOXAPARIN	5 (1.5%)	4 (1.2%)
CILOSTAZOL	4 (1.2%)	3 (0.9%)
WARFARIN SODIUM	4 (1.2%)	3 (0.9%)
ACETYLSALICYLATE LYSINE	3 (0.9%)	3 (0.9%)
HEPARIN	2 (0.6%)	4 (1.2%)
ACENOCOUMAROL	2 (0.6%)	3 (0.9%)
NADROPARIN CALCIUM	3 (0.9%)	2 (0.6%)
ACETYLSALICYLIC ACID;MAGNESIUM HYDROXIDE	2 (0.6%)	2 (0.6%)
HEPARIN SODIUM	3 (0.9%)	1 (0.3%)
TICAGRELOR	2 (0.6%)	2 (0.6%)
DABIGATRAN ETEXILATE MESILATE	2 (0.6%)	1 (0.3%)
DIPYRIDAMOLE	1 (0.3%)	2 (0.6%)

EDOXABAN TOSILATE	1 (0.3%)	2 (0.6%)
WARFARIN	1 (0.3%)	2 (0.6%)
DABIGATRAN	1 (0.3%)	1 (0.3%)
ACETYLSALICYLIC ACID;CLOPIDOGREL	0	1 (0.3%)
ALPROSTADIL	0	1 (0.3%)
CILOSTAZOL;GINKGO BILOBA	1 (0.3%)	0
CLOPIDOGREL BESYLATE	1 (0.3%)	0
CLOPIDOGREL RESINATE	0	1 (0.3%)
COUMARIN	0	1 (0.3%)
DABIGATRAN ETEXILATE	1 (0.3%)	0
FLUINDIONE	0	1 (0.3%)
MESOGLYCAN	0	1 (0.3%)
MUCOPOLYSACCHARIDE POLYSULFURIC ACID ESTER	1 (0.3%)	0
NATTOKINASE	1 (0.3%)	0
SARPOGRELATE HYDROCHLORIDE	0	1 (0.3%)
STREPTODORNASE;STREPTOKINASE	1 (0.3%)	0
STREPTOKINASE	1 (0.3%)	0
SULODEXIDE	0	1 (0.3%)
TENECTEPLASE	1 (0.3%)	0
TICLOPIDINE	1 (0.3%)	0
TINZAPARIN SODIUM	1 (0.3%)	0
TRIFLUSAL	0	1 (0.3%)
VITAMINS		
Total number of patients with at least one treatment	122 (36.9%)	124 (37.9%)
Total number of treatments	232	222
COLECALCIFEROL	47 (14.2%)	45 (13.8%)
VITAMINS NOS	37 (11.2%)	35 (10.7%)
VITAMIN D NOS	34 (10.3%)	23 (7.0%)
ASCORBIC ACID	19 (5.7%)	20 (6.1%)
MINERALS NOS;VITAMINS NOS	13 (3.9%)	8 (2.4%)
ASCORBIC ACID;BETACAROTENE;CUPRIC OXIDE;TOCOPHERYL ACETATE;ZINC OXIDE	5 (1.5%)	12 (3.7%)
BIOTIN	8 (2.4%)	8 (2.4%)
VITAMIN B COMPLEX	8 (2.4%)	7 (2.1%)
VITAMIN E NOS	6 (1.8%)	4 (1.2%)
RETINOL	6 (1.8%)	1 (0.3%)
VITAMIN B NOS	4 (1.2%)	2 (0.6%)
CALCIFEDIOL	2 (0.6%)	3 (0.9%)
PYRIDOXINE HYDROCHLORIDE	1 (0.3%)	4 (1.2%)
CYANOCOBALAMIN;PYRIDOXINE HYDROCHLORIDE;THIAMINE HYDROCHLORIDE	3 (0.9%)	1 (0.3%)
NICOTINIC ACID	4 (1.2%)	0
THIAMINE HYDROCHLORIDE	2 (0.6%)	2 (0.6%)
ASCORBIC ACID;CUPRIC OXIDE;TOCOFERSOLAN;ZINC OXIDE	1 (0.3%)	2 (0.6%)
CALCIUM CARBONATE;VITAMIN D NOS	1 (0.3%)	2 (0.6%)
ERGOCALCIFEROL	1 (0.3%)	2 (0.6%)
HERBAL NOS;MINERALS NOS;VITAMINS NOS	0	3 (0.9%)

AMINO ACIDS NOS;HERBAL NOS;MINERALS NOS;VITAMINS NOS	1 (0.3%)	1 (0.3%)
COD-LIVER OIL	2 (0.6%)	0
PYRIDOXINE	0	2 (0.6%)
RIBOFLAVIN	1 (0.3%)	1 (0.3%)
THIAMINE	2 (0.6%)	0
ALFACALCIDOL	0	1 (0.3%)
ALOE VERA;ASCORBIC ACID;ASCORBYL PALMITATE;BETACAROTENE;BIOTIN;BORON GLYCINATE;CALCIUM CITRATE;CALCIUM LEVOMEFOLATE;CALCIUM PANTOTHENATE;CHLOROPHYLLIN COPPER COMPLEX SODIUM;CHROMIUM NICOTINATE;COLECALCIFEROL;COPPER CITRATE;FALLOPIA JAPONICA;MAGNESIUM HYDROXIDE;MALUS SPP.;MANGANESE CITRATE;MECOBALAMIN;MENAQUINONE-7;MOLYBDENUM GLYCINATE;NICOTINAMIDE;PHYTOMENADIONE;PYRIDOXAL PHOSPHATE;	1 (0.3%)	0
AMINO ACIDS NOS;HERBAL NOS;VITAMINS NOS	0	1 (0.3%)
AMINOBENZOIC ACID;BIOTIN;FOLIC ACID;INOSITOL;MECOBALAMIN;NICOTINIC ACID;PANTOTHENIC ACID;PHOSPHATIDYL CHOLINE;PYRIDOXINE HYDROCHLORIDE;RIBOFLAVIN;THIAMINE HYDROCHLORIDE;THIOCTIC ACID	0	1 (0.3%)
ANIMAL UNSPECIFIED;HERBAL NOS;NICOTINIC ACID;PYRIDOXINE HYDROCHLORIDE;THIAMINE	0	1 (0.3%)
ASCORBIC ACID (VITAMIN C), COMBINATIONS	0	1 (0.3%)
ASCORBIC ACID;BETACAROTENE;BIOTIN;CALCIUM CARBONATE;CALCIUM PANTOTHENATE;CHROMIC CHLORIDE;COLECALCIFEROL;CUPRIC OXIDE;CYANOCOBALAMIN;DL-ALPHA TOCOPHERYL ACETATE;FERROUS FUMARATE;FOLIC ACID;MAGNESIUM OXIDE;MANGANESE SULFATE;NICOTINAMIDE;PHYTOMENADIONE;PYRIDOXINE HYDROCHLORIDE;RETINOL ACETATE;RIBOFLAVIN;SODIUM SELENATE;THIAMINE MONONITRATE;ZINC OXIDE	0	1 (0.3%)
ASCORBIC ACID;BETACAROTENE;BIOTIN;CALCIUM;CHLORIDE;CHROMIUM;COPPER;FOLIC ACID;IODINE;IRON;MAGNESIUM;MANGANESE;MOLYBDENUM;NICKEL;NICOTINIC ACID;PANTOTHENIC ACID;PHOSPHORUS;POTASSIUM;PYRIDOXINE HYDROCHLORIDE;RIBOFLAVIN;SELENIUM;SILICON;THIAMINE;VANADIUM;VITAMIN B12 NOS;VITAMIN D NOS;VITAMIN E NOS;VITAMIN K NOS;XANTOFYL;ZINC	0	1 (0.3%)

ASCORBIC ACID;BETACAROTENE;BIOTIN;CALCIUM;CHLORIDE;CHROMIUM; COPPER;FOLIC ACID;IODINE;LYCOPENE;MAGNESIUM;MANGANESE;MOLYBDENUM ;NICKEL;NICOTINIC ACID;PANTOTHENIC ACID;PHOSPHORUS;POTASSIUM;PYRIDOXINE HYDROCHLORIDE;RIBOFLAVIN;SELENIUM;SILICON;THIAMINE; VANADIUM;VITAMIN B12 NOS;VITAMIN D NOS;VITAMIN E NOS;VITAMIN K NOS;XANTOFYL;ZINC	0	1 (0.3%)
ASCORBIC ACID;BIOFLAVONOIDS NOS;RUTOSIDE;SELENIUM;ZINC	1 (0.3%)	0
ASCORBIC ACID;BIOTIN;BORON CITRATE;CALCIUM PANTOTHENATE;CHROMIUM PICOLINATE;COLECALCIFEROL;CYANOCOBALAMIN;DL-ALPHA TOCOPHERYL ACETATE;FOLIC ACID;INOSITOL NICOTINATE;MOLYBDENUM CITRATE;PYRIDOXINE HYDROCHLORIDE;RETINOL PALMITATE;SODIUM	1 (0.3%)	0
ASCORBIC ACID;CALCIUM	0	1 (0.3%)
ASCORBIC ACID;CALCIUM CARBONATE;CALCIUM PANTOTHENATE;CALCIUM PHOSPHATE;CHROMIUM;CYANOCOBALAMIN;FOLIC ACID;MAGNESIUM CARBONATE;MAGNESIUM HYDROXIDE;MANGANESE GLUCONATE;NICOTINIC ACID;POTASSIUM BICARBONATE;POTASSIUM CARBONATE;POTASSIUM PHOSPHATE DIBASIC;PYRIDOXINE HYDROCHLORIDE;QUERCETIN;RIBOFLAVIN SODIUM PHOSPHATE;SODIUM BICARBONATE;SODIUM PHOSPHATE;THIAMINE HYDROCHLORIDE;	1 (0.3%)	0
ASCORBIC ACID;CALCIUM PANTOTHENATE;CALCIUM PHOSPHATE;COLECALCIFEROL;COPPER SULFATE;CYANOCOBALAMIN;DL-ALPHA TOCOPHERYL ACETATE;FERROUS FUMARATE;FOLIC ACID;MANGANESE SULFATE;NICOTINAMIDE;POTASSIUM IODIDE;PYRIDOXINE HYDROCHLORIDE;RETINOL ACETATE;RIBOFLAVIN;THIAMINE MONONITRATE;ZINC SULFATE	0	1 (0.3%)
ASCORBIC ACID;CALCIUM;CHROMIUM;FOLIC ACID;MAGNESIUM;PANTOTHENIC ACID;PYRIDOXINE HYDROCHLORIDE;RETINOL;VITAMIN B12 NOS;VITAMIN D NOS;VITAMIN E NOS	0	1 (0.3%)
ASCORBIC ACID;CUPRIC OXIDE;DL-ALPHA TOCOPHERYL ACETATE;XANTOFYL;ZINC OXIDE	0	1 (0.3%)
ASCORBIC ACID;CURCUMIN	1 (0.3%)	0
ASCORBIC ACID;HERBAL NOS;LEVOGLUTAMIDE;LYSINE;MAGNESIUM;MANGANESE;RETINO L;RIBOFLAVIN;SELENIUM;TOCOPHEROL;ZINC	1 (0.3%)	0
ASCORBIC ACID;HESPERIDIN	0	1 (0.3%)
BENFOTIAMINE	0	1 (0.3%)
BENFOTIAMINE;CYANOCOBALAMIN;PYRIDOXINE HYDROCHLORIDE	0	1 (0.3%)
BENFOTIAMINE;PYRIDOXINE HYDROCHLORIDE	1 (0.3%)	0
BETACAROTENE	0	1 (0.3%)
CALCITRIOL	1 (0.3%)	0
CALCIUM ASCORBATE	0	1 (0.3%)

CALCIUM PANTOTHENATE;COPPER SULFATE;CYANOCOBALAMIN;FERROUS FUMARATE;FOLIC ACID;MAGNESIUM SULFATE;MANGANESE SULFATE;NICOTINAMIDE;PYRIDOXINE HYDROCHLORIDE;RIBOFLAVIN;SODIUM ASCORBATE;THIAMINE MONONITRATE;ZINC;ZINC SULFATE	0	1 (0.3%)
CALCIUM;MAGNESIUM;VITAMIN D NOS	0	1 (0.3%)
COLECALCIFEROL;ECKLONIA CAVA;FISH OIL	1 (0.3%)	0
COLECALCIFEROL;MENAQUINONE-7;PHYTOMENADIONE;RETINOL PALMITATE;TOCOPHEROL;TOCOTRIENOLS NOS	0	1 (0.3%)
COLECALCIFEROL;TOCOPHEROL	0	1 (0.3%)
DEXPANTHENOL	0	1 (0.3%)
FOLIC ACID;PYRIDOXINE;VITAMIN B12 NOS	1 (0.3%)	0
HERBAL NOS;VITAMINS NOS	0	1 (0.3%)
IRON;MINERALS NOS;VITAMINS NOS	1 (0.3%)	0
MAGNESIUM;PYRIDOXINE HYDROCHLORIDE	1 (0.3%)	0
MAGNESIUM;VITAMINS NOS	1 (0.3%)	0
NICOTINAMIDE	0	1 (0.3%)
PANTOTHENIC ACID	0	1 (0.3%)
PYRIDOXINE HYDROCHLORIDE;THIAMINE HYDROCHLORIDE	1 (0.3%)	0
RETINOL;VITAMIN D NOS	1 (0.3%)	0
THIAMINE;UBIDECARENONE	0	1 (0.3%)
VITAMIN B1 IN COMBINATION WITH VITAMIN B6 AND/OR VITAMIN B12	1 (0.3%)	0
ANTIBACTERIALS FOR SYSTEMIC USE		
Total number of patients with at least one treatment	115 (34.7%)	127 (38.8%)
Total number of treatments	305	257
AMOXICILLIN	16 (4.8%)	22 (6.7%)
CEFALEXIN	18 (5.4%)	18 (5.5%)
AZITHROMYCIN	15 (4.5%)	20 (6.1%)
CIPROFLOXACIN	13 (3.9%)	12 (3.7%)
DOXYCYCLINE	12 (3.6%)	11 (3.4%)
AMOXICILLIN;CLAVULANATE POTASSIUM	12 (3.6%)	9 (2.8%)
CEFTRIAXONE	9 (2.7%)	10 (3.1%)
METRONIDAZOLE	8 (2.4%)	8 (2.4%)
CLINDAMYCIN	9 (2.7%)	5 (1.5%)
LEVOFLOXACIN	7 (2.1%)	7 (2.1%)
SULFAMETHOXAZOLE;TRIMETHOPRIM	4 (1.2%)	10 (3.1%)
CEFUROXIME	8 (2.4%)	4 (1.2%)
NITROFURANTOIN	7 (2.1%)	5 (1.5%)
AMOXICILLIN;CLAVULANIC ACID	5 (1.5%)	6 (1.8%)
ANTIBIOTICS	6 (1.8%)	2 (0.6%)
CEFDINIR	5 (1.5%)	3 (0.9%)
CEFAZOLIN	3 (0.9%)	4 (1.2%)
CEFTRIAXONE SODIUM	4 (1.2%)	3 (0.9%)
TRIMETHOPRIM	4 (1.2%)	3 (0.9%)
CLARITHROMYCIN	3 (0.9%)	3 (0.9%)

VACCINIUM SPP.	4 (1.2%)	2 (0.6%)
DOXYCYCLINE HYCLATE	3 (0.9%)	2 (0.6%)
CEFAZOLIN SODIUM	2 (0.6%)	2 (0.6%)
FOSFOMYCIN	2 (0.6%)	2 (0.6%)
PIPERACILLIN SODIUM;TAZOBACTAM SODIUM	2 (0.6%)	2 (0.6%)
VANCOMYCIN	2 (0.6%)	2 (0.6%)
ALLIUM SATIVUM	2 (0.6%)	1 (0.3%)
AMOXICILLIN TRIHYDRATE	2 (0.6%)	1 (0.3%)
AMOXICILLIN TRIHYDRATE;CLAVULANATE POTASSIUM	2 (0.6%)	1 (0.3%)
CEFUROXIME AXETIL	0	3 (0.9%)
CEFUROXIME SODIUM	0	3 (0.9%)
CIPROFLOXACIN HYDROCHLORIDE	0	3 (0.9%)
PENICILLIN NOS	0	3 (0.9%)
AMPICILLIN	2 (0.6%)	0
AMPICILLIN SODIUM;SULBACTAM SODIUM	1 (0.3%)	1 (0.3%)
ARTEMISIA ARGYI	1 (0.3%)	1 (0.3%)
CEFEPIME	1 (0.3%)	1 (0.3%)
CEFOTAXIME SODIUM	1 (0.3%)	1 (0.3%)
CLINDAMYCIN HYDROCHLORIDE	1 (0.3%)	1 (0.3%)
DOXYCYCLINE MONOHYDRATE	1 (0.3%)	1 (0.3%)
ERYTHROMYCIN	1 (0.3%)	1 (0.3%)
GENTAMICIN	1 (0.3%)	1 (0.3%)
LINUM USITATISSIMUM SEED OIL	2 (0.6%)	0
METRONIDAZOLE;SPIRAMYCIN	1 (0.3%)	1 (0.3%)
MOXIFLOXACIN	1 (0.3%)	1 (0.3%)
NEOMYCIN SULFATE	0	2 (0.6%)
OFLOXACIN	1 (0.3%)	1 (0.3%)
PIPERACILLIN;TAZOBACTAM	0	2 (0.6%)
ROXITHROMYCIN	2 (0.6%)	0
SPIRAMYCIN	1 (0.3%)	1 (0.3%)
AMPICILLIN TRIHYDRATE;PHENAZOPYRIDINE HYDROCHLORIDE	1 (0.3%)	0
AMPICILLIN;SULBACTAM	0	1 (0.3%)
ANGELICA SINENSIS ROOT	1 (0.3%)	0
ARTEMISIA ARGYI LEAF	0	1 (0.3%)
AZTREONAM	0	1 (0.3%)
BENZYLPENICILLIN	0	1 (0.3%)
CEFACLOR	1 (0.3%)	0
CEFADROXIL	1 (0.3%)	0
CEFAZEDONE SODIUM	1 (0.3%)	0
CEFEPIME HYDROCHLORIDE	0	1 (0.3%)
CEFIXIME	0	1 (0.3%)
CEFOTAXIME	0	1 (0.3%)
CEFPROZIL	0	1 (0.3%)
CEFRADINE	1 (0.3%)	0
CHRYSANTHEMUM INDICUM	1 (0.3%)	0
COLECALCIFEROL;SOLIDAGO VIRGAUREA;VACCINIUM MACROCARPON	0	1 (0.3%)
DICLOXACILLIN	1 (0.3%)	0

ERTAPENEM	0	1 (0.3%)
FLOMOXEF	0	1 (0.3%)
FLUCLOXACILLIN	0	1 (0.3%)
FORSYTHIA SUSPENSA FRUIT	1 (0.3%)	0
FOSFOMYCIN TROMETAMOL	0	1 (0.3%)
FURAZIDIN	1 (0.3%)	0
GENTAMICIN SULFATE	1 (0.3%)	0
HOUTTUYNIA CORDATA	1 (0.3%)	0
IRIS DOMESTICA	1 (0.3%)	0
LINEZOLID	1 (0.3%)	0
NAFCILLIN	0	1 (0.3%)
NEOMYCIN	0	1 (0.3%)
NITROXOLINE	0	1 (0.3%)
ORNIDAZOLE	1 (0.3%)	0
PLATYCODON GRANDIFLORUS ROOT	1 (0.3%)	0
PRUNELLA VULGARIS	1 (0.3%)	0
PRUNUS MUME FRUIT	1 (0.3%)	0
SODIUM CHLORIDE;VANCOMYCIN	0	1 (0.3%)
SULFAMETHOXAZOLE	1 (0.3%)	0
THIAMPHENICOL	0	1 (0.3%)
VACCINIUM MACROCARPON	0	1 (0.3%)
DRUGS FOR ACID RELATED DISORDERS		
Total number of patients with at least one treatment	113 (34.1%)	121 (37.0%)
Total number of treatments	187	193
OMEPRAZOLE	36 (10.9%)	39 (11.9%)
PANTOPRAZOLE	21 (6.3%)	29 (8.9%)
ESOMEPRAZOLE	21 (6.3%)	11 (3.4%)
PANTOPRAZOLE SODIUM SESQUIHYDRATE	15 (4.5%)	13 (4.0%)
FAMOTIDINE	7 (2.1%)	10 (3.1%)
RANITIDINE	7 (2.1%)	6 (1.8%)
CALCIUM CARBONATE	5 (1.5%)	7 (2.1%)
MAGNESIUM OXIDE	4 (1.2%)	6 (1.8%)
LANSOPRAZOLE	5 (1.5%)	3 (0.9%)
DEXLANSOPRAZOLE	2 (0.6%)	4 (1.2%)
RANITIDINE HYDROCHLORIDE	2 (0.6%)	4 (1.2%)
SUCRALFATE	3 (0.9%)	3 (0.9%)
ANTACIDS, OTHER COMBINATIONS	2 (0.6%)	3 (0.9%)
RABEPRAZOLE SODIUM	2 (0.6%)	3 (0.9%)
REBAMIPIDE	3 (0.9%)	2 (0.6%)
CIMETIDINE	2 (0.6%)	2 (0.6%)
MAGNESIUM HYDROXIDE	2 (0.6%)	2 (0.6%)
RABEPRAZOLE	1 (0.3%)	3 (0.9%)
ALMAGATE	2 (0.6%)	1 (0.3%)
ALDIOXA;METAMAGNESIUM ALUMINOSILICATE	1 (0.3%)	1 (0.3%)
ALUMINIUM	1 (0.3%)	1 (0.3%)
ALUMINIUM HYDROXIDE;MAGNESIUM HYDROXIDE;SIMETICONE	0	2 (0.6%)

ALUMINIUM SILICATE;CHLORDIAZEPOXIDE;CHLOROPHYLLIN COPPER COMPLEX SODIUM;DICYCLOVERINE HYDROCHLORIDE;HYOSCINE BUTYLBROMIDE;MAGALDRATE;MAGNESIUM HYDROXIDE	2 (0.6%)	0
ARTEMISIA ARGYI	1 (0.3%)	1 (0.3%)
BISMUTH SUBSALICYLATE	2 (0.6%)	0
ESOMEPRAZOLE MAGNESIUM	0	2 (0.6%)
GLYCYRRHIZA GLABRA EXTRACT	1 (0.3%)	1 (0.3%)
LAFUTIDINE	1 (0.3%)	1 (0.3%)
ALUMINIUM HYDROXIDE;BUTINOLINE PHOSPHATE;CALCIUM CARBONATE	1 (0.3%)	0
ALUMINIUM HYDROXIDE;MAGNESIUM HYDROXIDE	1 (0.3%)	0
ALUMINIUM SILICATE	0	1 (0.3%)
ANTACIDS	0	1 (0.3%)
ANTACIDS WITH ANTIFLATULENTS	1 (0.3%)	0
ARTEMISIA ARGYI LEAF	0	1 (0.3%)
CALCIUM CARBONATE;FAMOTIDINE;MAGNESIUM HYDROXIDE	0	1 (0.3%)
CALCIUM;MAGNESIUM	0	1 (0.3%)
CITRIC ACID;SODIUM CITRATE ACID	1 (0.3%)	0
GLYCYRRHIZA GLABRA ROOT	1 (0.3%)	0
NIZATIDINE	0	1 (0.3%)
SODIUM BICARBONATE	1 (0.3%)	0
SULPIRIDE	1 (0.3%)	0
TRIPOTASSIUM DICITRATOBISMUTHATE	0	1 (0.3%)
BETA BLOCKING AGENTS		
Total number of patients with at least one treatment	116 (35.0%)	109 (33.3%)
Total number of treatments	128	124
METOPROLOL	21 (6.3%)	23 (7.0%)
BISOPROLOL FUMARATE	19 (5.7%)	16 (4.9%)
CARVEDILOL	14 (4.2%)	17 (5.2%)
METOPROLOL SUCCINATE	10 (3.0%)	14 (4.3%)
ATENOLOL	10 (3.0%)	13 (4.0%)
METOPROLOL TARTRATE	12 (3.6%)	10 (3.1%)
BISOPROLOL	10 (3.0%)	11 (3.4%)
NEBIVOLOL	3 (0.9%)	7 (2.1%)
NEBIVOLOL HYDROCHLORIDE	3 (0.9%)	6 (1.8%)
PROPRANOLOL	5 (1.5%)	1 (0.3%)
LABETALOL	4 (1.2%)	1 (0.3%)
SOTALOL	3 (0.9%)	2 (0.6%)
SOTALOL HYDROCHLORIDE	3 (0.9%)	1 (0.3%)
BISOPROLOL FUMARATE;HYDROCHLOROTHIAZIDE	1 (0.3%)	1 (0.3%)
PROPRANOLOL HYDROCHLORIDE	2 (0.6%)	0
ATENOLOL;CHLORTALIDONE	1 (0.3%)	0
HYDROCHLOROTHIAZIDE;NEBIVOLOL HYDROCHLORIDE	1 (0.3%)	0
LABETALOL HYDROCHLORIDE	1 (0.3%)	0
PINDOLOL	1 (0.3%)	0

ANTIINFLAMMATORY AND ANTIRHEUMATIC PRODUCTS		
Total number of patients with at least one treatment	113 (34.1%)	100 (30.6%)
Total number of treatments	241	156
IBUPROFEN	43 (13.0%)	31 (9.5%)
MELOXICAM	18 (5.4%)	11 (3.4%)
NAPROXEN SODIUM	16 (4.8%)	7 (2.1%)
DICLOFENAC	13 (3.9%)	8 (2.4%)
CELECOXIB	10 (3.0%)	7 (2.1%)
CURCUMA LONGA	7 (2.1%)	7 (2.1%)
DICLOFENAC SODIUM	6 (1.8%)	6 (1.8%)
NAPROXEN	6 (1.8%)	4 (1.2%)
CHONDROITIN;GLUCOSAMINE	3 (0.9%)	5 (1.5%)
DICLOFENAC POTASSIUM	3 (0.9%)	5 (1.5%)
ETORICOXIB	4 (1.2%)	4 (1.2%)
ACECLOFENAC	2 (0.6%)	5 (1.5%)
KETOPROFEN	3 (0.9%)	4 (1.2%)
CHONDROITIN SULFATE SODIUM	1 (0.3%)	5 (1.5%)
GLUCOSAMINE	4 (1.2%)	2 (0.6%)
DEXKETOPROFEN TROMETAMOL	3 (0.9%)	2 (0.6%)
KETOROLAC	2 (0.6%)	2 (0.6%)
MEFENAMIC ACID	3 (0.9%)	1 (0.3%)
PARECOXIB	3 (0.9%)	1 (0.3%)
ACEMETACIN	1 (0.3%)	1 (0.3%)
DEXIBUPROFEN	2 (0.6%)	0
KETOROLAC TROMETHAMINE	2 (0.6%)	0
LINUM USITATISSIMUM SEED OIL	2 (0.6%)	0
METHYLSULFONYLMETHANE	1 (0.3%)	1 (0.3%)
NABUMETONE	1 (0.3%)	1 (0.3%)
NIMESULIDE	1 (0.3%)	1 (0.3%)
PIROXICAM	0	2 (0.6%)
SULINDAC	1 (0.3%)	1 (0.3%)
ACANTHOPANAX GRACILISTYLUS;ACHYRANTHES BIDENTATA;CIBOTIUM BAROMETZ;EUCOMMIA ULMOIDES;GLYCINE MAX;SAPOSHNIKOVIA DIVARICATA	0	1 (0.3%)
ANGELICA SINENSIS ROOT	1 (0.3%)	0
BENZYDAMINE HYDROCHLORIDE	0	1 (0.3%)
BORON GLYCINATE;CARTILAGE;HYALURONATE SODIUM;POTASSIUM CHLORIDE	1 (0.3%)	0
CARTILAGE;HYALURONIC ACID	1 (0.3%)	0
CHONDROITIN	0	1 (0.3%)
CHONDROITIN SULFATE SODIUM;GLUCOSAMINE HYDROCHLORIDE;MANGANESE GLUCONATE;SODIUM BORATE DECAHYDRATE	1 (0.3%)	0
CLEMATIS SPP. EXTRACT;PRUNELLA VULGARIS EXTRACT;TRICHOSANTHES KIRILOWII EXTRACT	1 (0.3%)	0
COLLAGEN	1 (0.3%)	0
DEXKETOPROFEN	0	1 (0.3%)
DICLOFENAC;OMEPRAZOLE	0	1 (0.3%)
EQUISETUM HYEMALE HERB	1 (0.3%)	0

ETODOLAC	0	1 (0.3%)
ETOFENAMATE	1 (0.3%)	0
FLURBIPROFEN	0	1 (0.3%)
FORSYTHIA SUSPENSA FRUIT	1 (0.3%)	0
GLUCOSAMINE SULFATE	0	1 (0.3%)
GLYCINE MAX;PERSEA AMERICANA EXTRACT	0	1 (0.3%)
IBUPROFEN;PSEUDOEPHEDRINE HYDROCHLORIDE	0	1 (0.3%)
INDOMETACIN	1 (0.3%)	0
IRIS DOMESTICA	1 (0.3%)	0
LORNOXICAM	1 (0.3%)	0
LOXOPROFEN SODIUM	1 (0.3%)	0
MUCOPOLYSACCHARIDE POLYSULFURIC ACID ESTER	1 (0.3%)	0
OTHER ANTIINFLAMMATORY AND ANTIRHEUMATIC AGENTS, NON-STEROIDS	0	1 (0.3%)
PELUBIPROFEN	0	1 (0.3%)
PRUNELLA VULGARIS	1 (0.3%)	0
SULFASALAZINE	1 (0.3%)	0
TRICHOSANTHES KIRILOWII	1 (0.3%)	0
VACCINIUM MACROCARPON	0	1 (0.3%)
ZINGIBER OFFICINALE	1 (0.3%)	0
PSYCHOLEPTICS		
Total number of patients with at least one treatment	114 (34.4%)	94 (28.7%)
Total number of treatments	251	156
ALPRAZOLAM	15 (4.5%)	12 (3.7%)
LORAZEPAM	11 (3.3%)	9 (2.8%)
CLONAZEPAM	10 (3.0%)	9 (2.8%)
MELATONIN	11 (3.3%)	7 (2.1%)
PREGABALIN	6 (1.8%)	8 (2.4%)
DIPHENHYDRAMINE HYDROCHLORIDE	9 (2.7%)	4 (1.2%)
SERTRALINE	8 (2.4%)	5 (1.5%)
MIDAZOLAM	7 (2.1%)	5 (1.5%)
SERTRALINE HYDROCHLORIDE	5 (1.5%)	6 (1.8%)
ESCITALOPRAM	6 (1.8%)	4 (1.2%)
AMITRIPTYLINE	4 (1.2%)	3 (0.9%)
DIAZEPAM	4 (1.2%)	3 (0.9%)
DULOXETINE	5 (1.5%)	2 (0.6%)
DULOXETINE HYDROCHLORIDE	4 (1.2%)	3 (0.9%)
ZOLPIDEM TARTRATE	2 (0.6%)	5 (1.5%)
BROMAZEPAM	4 (1.2%)	2 (0.6%)
ESCITALOPRAM OXALATE	5 (1.5%)	1 (0.3%)
FLUOXETINE	3 (0.9%)	3 (0.9%)
MEPHENOXALONE	4 (1.2%)	2 (0.6%)
PROPRANOLOL	5 (1.5%)	1 (0.3%)
TEMAZEPAM	2 (0.6%)	4 (1.2%)
ZOLPIDEM	3 (0.9%)	3 (0.9%)
DIPHENHYDRAMINE	2 (0.6%)	3 (0.9%)
FLUDIAZEPAM	2 (0.6%)	3 (0.9%)

FLUOXETINE HYDROCHLORIDE	3 (0.9%)	2 (0.6%)
HYDROXYZINE	5 (1.5%)	0
BUSPIRONE	3 (0.9%)	1 (0.3%)
CANNABIDIOL	1 (0.3%)	3 (0.9%)
PROCHLORPERAZINE	2 (0.6%)	2 (0.6%)
QUETIAPINE FUMARATE	4 (1.2%)	0
VENLAFAXINE	2 (0.6%)	2 (0.6%)
VENLAFAXINE HYDROCHLORIDE	1 (0.3%)	3 (0.9%)
AMITRIPTYLINE HYDROCHLORIDE	3 (0.9%)	0
ESTAZOLAM	1 (0.3%)	2 (0.6%)
PAROXETINE	2 (0.6%)	1 (0.3%)
QUETIAPINE	0	3 (0.9%)
CLORAZEPATE DIPOTASSIUM	0	2 (0.6%)
DIPHENHYDRAMINE HYDROCHLORIDE;PARACETAMOL	2 (0.6%)	0
OXAZEPAM	1 (0.3%)	1 (0.3%)
PAROXETINE HYDROCHLORIDE	2 (0.6%)	0
PROCHLORPERAZINE MALEATE	0	2 (0.6%)
PROPRANOLOL HYDROCHLORIDE	2 (0.6%)	0
ALBIZIA JULIBRISSIN	1 (0.3%)	0
ANEMARRHENA ASPHODELOIDES RHIZOME	1 (0.3%)	0
ANGELICA ACUTILOBA ROOT;ATRACTYLODES LANCEA RHIZOME;BUPLEURUM FALCATUM ROOT;CNIDIUM OFFICINALE RHIZOME;GLYCYRRHIZA SPP. ROOT;PORIA COCOS SCLEROTIUM;UNCARIA SPP. HOOK	1 (0.3%)	0
BIFIDOBACTERIUM BIFIDUM;BIFIDOBACTERIUM LACTIS;GAMMA-AMINOBUTYRIC ACID;LACTOBACILLUS ACIDOPHILUS;LACTOBACILLUS PARACASEI;LACTOBACILLUS RHAMNOSUS;MELATONIN;VALERIANA OFFICINALIS ROOT	0	1 (0.3%)
BROTIZOLAM	1 (0.3%)	0
BUSPIRONE HYDROCHLORIDE	0	1 (0.3%)
CANNABIS SATIVA	1 (0.3%)	0
CARBAMAZEPINE	1 (0.3%)	0
CITRUS AURANTIUM	1 (0.3%)	0
CLOBAZAM	1 (0.3%)	0
CLOMIPRAMINE	0	1 (0.3%)
DEXMEDETOMIDINE	1 (0.3%)	0
DEXMEDETOMIDINE HYDROCHLORIDE	1 (0.3%)	0
DOXEPIN	1 (0.3%)	0
ETHYL LOFLAZEPATE	1 (0.3%)	0
FLUNITRAZEPAM	1 (0.3%)	0
GLYCYRRHIZA SPP. ROOT WITH RHIZOME;TRITICUM AESTIVUM FRUIT;ZIZIPHUS JUJUBA FRUIT	1 (0.3%)	0
HYDROXYZINE HYDROCHLORIDE	1 (0.3%)	0
HYPERICUM PERFORATUM HERB;SCHISANDRA CHINENSIS FRUIT;SCUTELLARIA LATERIFLORA HERB;TURNERA DIFFUSA LEAF	1 (0.3%)	0
HYPNOTICS AND SEDATIVES IN COMBINATION, EXCL. BARBITURATES	1 (0.3%)	0
LEVOSULPIRIDE	1 (0.3%)	0
LITHIUM	1 (0.3%)	0

LOPRAZOLAM	0	1 (0.3%)
LORMETAZEPAM	1 (0.3%)	0
MECOBALAMIN;PREGABALIN	0	1 (0.3%)
MEDAZEPAM	1 (0.3%)	0
NITRAZEPAM	0	1 (0.3%)
OLANZAPINE	0	1 (0.3%)
OPHIOPOGON JAPONICUS	1 (0.3%)	0
OPHIOPOGON JAPONICUS ROOT	1 (0.3%)	0
PASSIFLORA INCARNATA;VALERIANA OFFICINALIS;ZIZIPHUS JUJUBA	1 (0.3%)	0
PERPHENAZINE	1 (0.3%)	0
PLATYCODON GRANDIFLORUS ROOT	1 (0.3%)	0
PROMETHAZINE	1 (0.3%)	0
SULPIRIDE	1 (0.3%)	0
THIOPENTAL SODIUM	0	1 (0.3%)
VALPROIC ACID	0	1 (0.3%)
ZOPICLONE	0	1 (0.3%)
OTHER DERMATOLOGICAL PREPARATIONS		
Total number of patients with at least one treatment	104 (31.4%)	100 (30.6%)
Total number of treatments	196	140
IBUPROFEN	43 (13.0%)	31 (9.5%)
ASCORBIC ACID	19 (5.7%)	20 (6.1%)
FINASTERIDE	13 (3.9%)	10 (3.1%)
DICLOFENAC	13 (3.9%)	8 (2.4%)
UBIDECARENONE	13 (3.9%)	4 (1.2%)
DICLOFENAC SODIUM	6 (1.8%)	6 (1.8%)
OXYGEN	3 (0.9%)	5 (1.5%)
ESTRADIOL	3 (0.9%)	3 (0.9%)
GLYCOPYRRONIUM BROMIDE	3 (0.9%)	3 (0.9%)
MAGNESIUM SULFATE	3 (0.9%)	3 (0.9%)
SUCRALFATE	3 (0.9%)	3 (0.9%)
DUTASTERIDE	1 (0.3%)	4 (1.2%)
PYRIDOXINE HYDROCHLORIDE	1 (0.3%)	4 (1.2%)
SILDENAFIL CITRATE	4 (1.2%)	1 (0.3%)
TRANEXAMIC ACID	3 (0.9%)	2 (0.6%)
OXYMETAZOLINE HYDROCHLORIDE	1 (0.3%)	2 (0.6%)
HYALURONATE SODIUM	2 (0.6%)	0
HYALURONIC ACID	1 (0.3%)	1 (0.3%)
OXYMETAZOLINE	0	2 (0.6%)
PYRIDOXINE	0	2 (0.6%)
SILDENAFIL	0	2 (0.6%)
ALUMINIUM SILICATE	0	1 (0.3%)
ANGELICA SINENSIS ROOT	1 (0.3%)	0
BOTULINUM TOXIN TYPE A	0	1 (0.3%)
CAFFEINE	0	1 (0.3%)
COLLAGEN	1 (0.3%)	0
COPPER	0	1 (0.3%)

HYDROGEN PEROXIDE	0	1 (0.3%)
IVERMECTIN	1 (0.3%)	0
LITHIUM	1 (0.3%)	0
MENTHOL;METHYL SALICYLATE	0	1 (0.3%)
MINOXIDIL	1 (0.3%)	0
NITROUS OXIDE	1 (0.3%)	0
OZONE	1 (0.3%)	0
POLYDEOXYRIBONUCLEOTIDE SODIUM	1 (0.3%)	0
POLYSACCHARIDES NOS	0	1 (0.3%)
POVIDONE-IODINE	1 (0.3%)	0
PROPOLIS	1 (0.3%)	0
PRUNUS MUME FRUIT	1 (0.3%)	0
RETINOL;VITAMIN D NOS	1 (0.3%)	0
RIBONUCLEIC ACID	0	1 (0.3%)
SELENIUM	0	1 (0.3%)
SILICON DIOXIDE	0	1 (0.3%)
SODIUM BICARBONATE	1 (0.3%)	0
SULFUR	1 (0.3%)	0
TACROLIMUS MONOHYDRATE	0	1 (0.3%)
TRETINOIN	1 (0.3%)	0
MINERAL SUPPLEMENTS		
Total number of patients with at least one treatment	104 (31.4%)	99 (30.3%)
Total number of treatments	167	166
POTASSIUM CHLORIDE	14 (4.2%)	23 (7.0%)
SODIUM CHLORIDE	14 (4.2%)	20 (6.1%)
CALCIUM	20 (6.0%)	12 (3.7%)
MAGNESIUM	16 (4.8%)	15 (4.6%)
MINERALS NOS;VITAMINS NOS	13 (3.9%)	8 (2.4%)
POTASSIUM	12 (3.6%)	6 (1.8%)
ZINC	9 (2.7%)	8 (2.4%)
CALCIUM CARBONATE;COLECALCIFEROL	8 (2.4%)	7 (2.1%)
CALCIUM CARBONATE	5 (1.5%)	7 (2.1%)
MAGNESIUM OXIDE	4 (1.2%)	6 (1.8%)
CALCIUM;COLECALCIFEROL	5 (1.5%)	3 (0.9%)
MAGNESIUM SULFATE	3 (0.9%)	3 (0.9%)
CALCIUM;VITAMIN D NOS	2 (0.6%)	3 (0.9%)
MAGNESIUM HYDROXIDE	2 (0.6%)	2 (0.6%)
CALCIUM CARBONATE;VITAMIN D NOS	1 (0.3%)	2 (0.6%)
CALCIUM CITRATE	1 (0.3%)	2 (0.6%)
CITRIC ACID;POTASSIUM BICARBONATE	1 (0.3%)	2 (0.6%)
POTASSIUM BICARBONATE	0	3 (0.9%)
POTASSIUM CITRATE	1 (0.3%)	2 (0.6%)
CHROMIUM PICOLINATE	2 (0.6%)	0
MAGNESIUM CITRATE	1 (0.3%)	1 (0.3%)
SODIUM PHOSPHATE	1 (0.3%)	1 (0.3%)
ZINC SULFATE	2 (0.6%)	0
ASCORBIC ACID;CALCIUM	0	1 (0.3%)

ASCORBIC ACID;CALCIUM;CHONDROITIN SULFATE SODIUM;CHROMIUM;COLECALCIFEROL;GLUCOSAMINE SULFATE;MANGANESE	0	1 (0.3%)
CALCIUM CARBONATE;COLECALCIFEROL;MAGNESIUM OXIDE;ZINC	0	1 (0.3%)
CALCIUM CARBONATE;COLECALCIFEROL;MENAQUINONE	1 (0.3%)	0
CALCIUM CHLORIDE	0	1 (0.3%)
CALCIUM CITRATE;COLECALCIFEROL	1 (0.3%)	0
CALCIUM CITRATE;VITAMIN D NOS	0	1 (0.3%)
CALCIUM PHOSPHATE MONOBASIC;MAGNESIUM GLYCEROPHOSPHATE;PHOSPHORIC ACID;SODIUM PHOSPHATE DIBASIC	0	1 (0.3%)
CALCIUM PHOSPHATE;COLECALCIFEROL	1 (0.3%)	0
CALCIUM;COLECALCIFEROL;MENAQUINONE	0	1 (0.3%)
CALCIUM;MAGNESIUM	0	1 (0.3%)
CALCIUM;MAGNESIUM;VITAMIN D NOS	0	1 (0.3%)
CALCIUM;MAGNESIUM;ZINC	1 (0.3%)	0
CITRIC ACID;POTASSIUM BICARBONATE;POTASSIUM CITRATE	1 (0.3%)	0
COPPER	0	1 (0.3%)
LITHIUM	1 (0.3%)	0
MAGNESIUM ASPARTATE	1 (0.3%)	0
MAGNESIUM ASPARTATE DIHYDRATE	1 (0.3%)	0
MAGNESIUM ASPARTATE;POTASSIUM ASPARTATE	1 (0.3%)	0
MAGNESIUM CARBONATE;MAGNESIUM OXIDE	0	1 (0.3%)
MAGNESIUM CHLORIDE	0	1 (0.3%)
MAGNESIUM GLUCONATE	1 (0.3%)	0
MAGNESIUM GLYCINATE	0	1 (0.3%)
MAGNESIUM OXIDE;ZINC SULFATE	0	1 (0.3%)
MAGNESIUM;POTASSIUM	1 (0.3%)	0
MAGNESIUM;PYRIDOXINE HYDROCHLORIDE	1 (0.3%)	0
OYSTER SHELL	1 (0.3%)	0
POTASSIUM PHOSPHATE DIBASIC;POTASSIUM PHOSPHATE MONOBASIC	1 (0.3%)	0
SELENIUM	0	1 (0.3%)
SILICON DIOXIDE	0	1 (0.3%)
SODIUM PHOSPHATE DIBASIC;SODIUM PHOSPHATE MONOBASIC	0	1 (0.3%)
SODIUM PHOSPHATE MONOBASIC (ANHYDROUS)	0	1 (0.3%)
SODIUM SELENITE PENTAHYDRATE	1 (0.3%)	0
ZINC GLUCONATE	1 (0.3%)	0
ZINC OXIDE	0	1 (0.3%)
ZINC SULFATE HEPTAHYDRATE	0	1 (0.3%)
BLOOD SUBSTITUTES AND PERFUSION SOLUTIONS		
Total number of patients with at least one treatment	96 (29.0%)	89 (27.2%)
Total number of treatments	148	168
VITAMINS NOS	37 (11.2%)	35 (10.7%)
POTASSIUM CHLORIDE	14 (4.2%)	23 (7.0%)
SODIUM CHLORIDE	14 (4.2%)	20 (6.1%)

MINERALS NOS;VITAMINS NOS	13 (3.9%)	8 (2.4%)
POTASSIUM	12 (3.6%)	6 (1.8%)
ZINC	9 (2.7%)	8 (2.4%)
GLUCOSE	1 (0.3%)	7 (2.1%)
ELECTROLYTES NOS	2 (0.6%)	5 (1.5%)
LYSINE	6 (1.8%)	1 (0.3%)
MAGNESIUM SULFATE	3 (0.9%)	3 (0.9%)
CALCIUM CHLORIDE;POTASSIUM CHLORIDE;SODIUM LACTATE	3 (0.9%)	2 (0.6%)
ARGININE	2 (0.6%)	1 (0.3%)
CHLORHEXIDINE GLUCONATE	2 (0.6%)	1 (0.3%)
GLUCOSE;POTASSIUM CHLORIDE;SODIUM CHLORIDE;SODIUM CITRATE	2 (0.6%)	1 (0.3%)
GLUCOSE;SODIUM CHLORIDE	2 (0.6%)	1 (0.3%)
BLOOD, WHOLE	1 (0.3%)	1 (0.3%)
I.V. SOLUTIONS	1 (0.3%)	1 (0.3%)
MAGNESIUM CITRATE	1 (0.3%)	1 (0.3%)
NEOMYCIN SULFATE	0	2 (0.6%)
SODIUM PHOSPHATE	1 (0.3%)	1 (0.3%)
ZINC SULFATE	2 (0.6%)	0
BLOOD CELLS, PACKED HUMAN	0	1 (0.3%)
CALCIUM CHLORIDE	0	1 (0.3%)
CALCIUM CHLORIDE DIHYDRATE;MAGNESIUM CHLORIDE HEXAHYDRATE;MALIC ACID;POTASSIUM CHLORIDE;SODIUM ACETATE TRIHYDRATE;SODIUM CHLORIDE	0	1 (0.3%)
CALCIUM CHLORIDE DIHYDRATE;MAGNESIUM CHLORIDE HEXAHYDRATE;POTASSIUM CHLORIDE;SODIUM ACETATE TRIHYDRATE;SODIUM CHLORIDE	1 (0.3%)	0
CALCIUM CHLORIDE;POTASSIUM CHLORIDE;SODIUM CHLORIDE;SODIUM LACTATE	1 (0.3%)	0
CHLORHEXIDINE	1 (0.3%)	0
DEXTRIN	1 (0.3%)	0
GLUCONATE SODIUM;MAGNESIUM CHLORIDE HEXAHYDRATE;POTASSIUM CHLORIDE;POTASSIUM PHOSPHATE MONOBASIC;SODIUM ACETATE TRIHYDRATE;SODIUM CHLORIDE;SODIUM PHOSPHATE DIBASIC (HEPTAHYDRATE)	1 (0.3%)	0
GLYCEROL	1 (0.3%)	0
HETASTARCH	0	1 (0.3%)
ISOTONIC SOLUTIONS	1 (0.3%)	0
MAGNESIUM CHLORIDE	0	1 (0.3%)
MAGNESIUM;POTASSIUM	1 (0.3%)	0
MANNITOL	0	1 (0.3%)
NEOMYCIN	0	1 (0.3%)
NUTRIENTS NOS	1 (0.3%)	0
POTASSIUM PHOSPHATE DIBASIC;POTASSIUM PHOSPHATE MONOBASIC	1 (0.3%)	0
RED BLOOD CELLS, CONCENTRATED	0	1 (0.3%)
SELENIUM	0	1 (0.3%)
SODIUM BICARBONATE	1 (0.3%)	0

SODIUM PHOSPHATE DIBASIC;SODIUM PHOSPHATE MONOBASIC	0	1 (0.3%)
SODIUM PHOSPHATE MONOBASIC (ANHYDROUS)	0	1 (0.3%)
TAUROLIDINE	1 (0.3%)	0
ZINC SULFATE HEPTAHYDRATE	0	1 (0.3%)
OTHER GYNECOLOGICALS		
Total number of patients with at least one treatment	98 (29.6%)	76 (23.2%)
Total number of treatments	150	87
IBUPROFEN	43 (13.0%)	31 (9.5%)
SALBUTAMOL	15 (4.5%)	10 (3.1%)
NAPROXEN SODIUM	16 (4.8%)	7 (2.1%)
SALBUTAMOL SULFATE	9 (2.7%)	13 (4.0%)
NAPROXEN	6 (1.8%)	4 (1.2%)
METHOTREXATE	4 (1.2%)	5 (1.5%)
NIFEDIPINE	4 (1.2%)	2 (0.6%)
PAROXETINE	2 (0.6%)	1 (0.3%)
ARTEMISIA ARGYI	1 (0.3%)	1 (0.3%)
CLONIDINE HYDROCHLORIDE	2 (0.6%)	0
HYALURONATE SODIUM	2 (0.6%)	0
HYALURONIC ACID	1 (0.3%)	1 (0.3%)
LACTOBACILLUS ACIDOPHILUS	1 (0.3%)	1 (0.3%)
PAROXETINE HYDROCHLORIDE	2 (0.6%)	0
TERBUTALINE	1 (0.3%)	1 (0.3%)
ALBIZIA JULIBRISSIN	1 (0.3%)	0
ANGELICA SINENSIS ROOT	1 (0.3%)	0
ARTEMISIA ARGYI LEAF	0	1 (0.3%)
BENZYDAMINE HYDROCHLORIDE	0	1 (0.3%)
CLONIDINE	0	1 (0.3%)
COPPER	0	1 (0.3%)
CRATAEGUS SPP.	1 (0.3%)	0
FENOTEROL HYDROBROMIDE	1 (0.3%)	0
FRITILLARIA THUNBERGII BULB	1 (0.3%)	0
GLYCEROL	1 (0.3%)	0
HEXOPRENALINE SULFATE	1 (0.3%)	0
HYALURONATE SODIUM;MALVA SYLVESTRIS;MATRICARIA RECUTITA	1 (0.3%)	0
LEVONORGESTREL	0	1 (0.3%)
LYCIUM BARBARUM FRUIT	1 (0.3%)	0
PROGESTERONE	1 (0.3%)	0
PRUNUS MUME FRUIT	1 (0.3%)	0
REHMANNIA GLUTINOSA ROOT	1 (0.3%)	0
SODIUM BICARBONATE	1 (0.3%)	0
STREPTODORNASE;STREPTOKINASE	1 (0.3%)	0
TERBUTALINE SULFATE	0	1 (0.3%)
TRICHOSANTHES KIRILOWII	1 (0.3%)	0
HOMEOPATHIC PREPARATION		

Total number of patients with at least one treatment	89 (26.9%)	81 (24.8%)
Total number of treatments	138	122
ASCORBIC ACID	19 (5.7%)	20 (6.1%)
POTASSIUM CHLORIDE	14 (4.2%)	23 (7.0%)
SODIUM CHLORIDE	14 (4.2%)	20 (6.1%)
CYANOCOBALAMIN	7 (2.1%)	11 (3.4%)
POTASSIUM	12 (3.6%)	6 (1.8%)
UBIDECARENONE	13 (3.9%)	4 (1.2%)
ZINC	9 (2.7%)	8 (2.4%)
CALCIUM CARBONATE	5 (1.5%)	7 (2.1%)
CORTISONE	5 (1.5%)	2 (0.6%)
IRON	2 (0.6%)	4 (1.2%)
EPINEPHRINE	2 (0.6%)	3 (0.9%)
SAMBUCUS NIGRA	2 (0.6%)	2 (0.6%)
GINKGO BILOBA	3 (0.9%)	0
SILYBUM MARIANUM	3 (0.9%)	0
THYROID	2 (0.6%)	1 (0.3%)
CHARCOAL, ACTIVATED	1 (0.3%)	1 (0.3%)
HOMEOPATHICS NOS	2 (0.6%)	0
PARAFFIN, LIQUID	1 (0.3%)	1 (0.3%)
RIBOFLAVIN	1 (0.3%)	1 (0.3%)
SODIUM PHOSPHATE	1 (0.3%)	1 (0.3%)
CORTISONE ACETATE	1 (0.3%)	0
PROPOLIS	1 (0.3%)	0
SELENIUM	0	1 (0.3%)
SILICON DIOXIDE	0	1 (0.3%)
SILVER	1 (0.3%)	0
SULFUR	1 (0.3%)	0
VACCINIUM MYRTILLUS	0	1 (0.3%)
VACCINIUM MYRTILLUS EXTRACT	1 (0.3%)	0
ZINC GLUCONATE	1 (0.3%)	0
CALCIUM CHANNEL BLOCKERS		
Total number of patients with at least one treatment	76 (23.0%)	93 (28.4%)
Total number of treatments	87	106
AMLODIPINE	39 (11.8%)	53 (16.2%)
AMLODIPINE BESILATE	19 (5.7%)	19 (5.8%)
DILTIAZEM	3 (0.9%)	6 (1.8%)
LERCANIDIPINE HYDROCHLORIDE	5 (1.5%)	2 (0.6%)
DILTIAZEM HYDROCHLORIDE	5 (1.5%)	1 (0.3%)
NIFEDIPINE	4 (1.2%)	2 (0.6%)
LACIDIPINE	0	5 (1.5%)
FELODIPINE	1 (0.3%)	2 (0.6%)
NIMODIPINE	0	3 (0.9%)
VERAPAMIL	0	3 (0.9%)
LERCANIDIPINE	2 (0.6%)	0
AMLODIPINE CAMSILATE	1 (0.3%)	0

AMLODIPINE MALEATE	1 (0.3%)	0
ISRADIPINE	0	1 (0.3%)
NICARDIPINE	1 (0.3%)	0
NITRENDIPINE	0	1 (0.3%)
VERAPAMIL HYDROCHLORIDE	1 (0.3%)	0
DRUGS FOR OBSTRUCTIVE AIRWAY DISEASES		
Total number of patients with at least one treatment	78 (23.6%)	91 (27.8%)
Total number of treatments	181	166
SALBUTAMOL	15 (4.5%)	10 (3.1%)
SALBUTAMOL SULFATE	9 (2.7%)	13 (4.0%)
DEXAMETHASONE	8 (2.4%)	13 (4.0%)
FLUTICASONE PROPIONATE	7 (2.1%)	12 (3.7%)
FLUTICASONE PROPIONATE;SALMETEROL XINAFOATE	7 (2.1%)	12 (3.7%)
BUDESONIDE;FORMOTEROL FUMARATE	8 (2.4%)	10 (3.1%)
TRIAMCINOLONE ACETONIDE	7 (2.1%)	5 (1.5%)
MONTELUKAST	4 (1.2%)	6 (1.8%)
MONTELUKAST SODIUM	2 (0.6%)	8 (2.4%)
TIOTROPIUM BROMIDE MONOHYDRATE	6 (1.8%)	3 (0.9%)
FLUTICASONE	3 (0.9%)	5 (1.5%)
TRIAMCINOLONE	3 (0.9%)	4 (1.2%)
BETAMETHASONE	4 (1.2%)	2 (0.6%)
FLUTICASONE FUROATE;UMECLIDINIUM BROMIDE;VILANTEROL TRIFENATATE	3 (0.9%)	3 (0.9%)
GLYCOPYRRONIUM BROMIDE	3 (0.9%)	3 (0.9%)
IPRATROPIUM BROMIDE	3 (0.9%)	3 (0.9%)
EPINEPHRINE	2 (0.6%)	3 (0.9%)
IPRATROPIUM;SALBUTAMOL	3 (0.9%)	2 (0.6%)
THEOPHYLLINE	4 (1.2%)	1 (0.3%)
BUDESONIDE	3 (0.9%)	1 (0.3%)
FLUTICASONE FUROATE	2 (0.6%)	2 (0.6%)
FLUTICASONE FUROATE;VILANTEROL TRIFENATATE	2 (0.6%)	2 (0.6%)
BECLOMETASONE DIPROPIONATE;FORMOTEROL FUMARATE	3 (0.9%)	0
BETAMETHASONE DIPROPIONATE	2 (0.6%)	1 (0.3%)
CORTICOSTEROID NOS	2 (0.6%)	1 (0.3%)
EPHEDRINE	1 (0.3%)	2 (0.6%)
GLYCOPYRRONIUM BROMIDE;INDACATEROL MALEATE	2 (0.6%)	1 (0.3%)
IPRATROPIUM	1 (0.3%)	2 (0.6%)
IPRATROPIUM BROMIDE;SALBUTAMOL SULFATE	1 (0.3%)	2 (0.6%)
UMECLIDINIUM BROMIDE;VILANTEROL TRIFENATATE	1 (0.3%)	2 (0.6%)
ARTEMISIA ARGYI	1 (0.3%)	1 (0.3%)
BUDESONIDE;FORMOTEROL FUMARATE DIHYDRATE	0	2 (0.6%)
DEXAMETHASONE SODIUM PHOSPHATE	1 (0.3%)	1 (0.3%)
FENOTEROL HYDROBROMIDE;IPRATROPIUM BROMIDE	1 (0.3%)	1 (0.3%)
MOMETASONE FUROATE	0	2 (0.6%)
OLODATEROL HYDROCHLORIDE;TIOTROPIUM BROMIDE MONOHYDRATE	1 (0.3%)	1 (0.3%)
ROFLUMILAST	1 (0.3%)	1 (0.3%)
TERBUTALINE	1 (0.3%)	1 (0.3%)

UMECLIDINIUM BROMIDE	2 (0.6%)	0
ANEMARRHENA ASPHODELOIDES RHIZOME	1 (0.3%)	0
ARFORMOTEROL	1 (0.3%)	0
ARTEMISIA ARGYI LEAF	0	1 (0.3%)
BECLOMETASONE DIPROPIONATE	1 (0.3%)	0
BECLOMETASONE DIPROPIONATE;FORMOTEROL FUMARATE DIHYDRATE	1 (0.3%)	0
BETAMETHASONE SODIUM PHOSPHATE	1 (0.3%)	0
BETAMETHASONE VALERATE	1 (0.3%)	0
BUDESONIDE;FORMOTEROL	0	1 (0.3%)
CORDYCEPS SINENSIS	0	1 (0.3%)
DIPROPHYLLINE	0	1 (0.3%)
EPHEDRA SPP.	1 (0.3%)	0
EPHEDRINE HYDROCHLORIDE	1 (0.3%)	0
FENOTEROL HYDROBROMIDE	1 (0.3%)	0
FLUTICASONE FUROATE;VILANTEROL	1 (0.3%)	0
FLUTICASONE PROPIONATE;FORMOTEROL FUMARATE	0	1 (0.3%)
FLUTICASONE PROPIONATE;SALMETEROL	1 (0.3%)	0
FLUTICASONE;SALMETEROL	1 (0.3%)	0
FORMOTEROL	1 (0.3%)	0
FORMOTEROL FUMARATE	1 (0.3%)	0
GLYCOPYRRONIUM;INDACATEROL	0	1 (0.3%)
HEXOPRENALINE SULFATE	1 (0.3%)	0
INDACATEROL	0	1 (0.3%)
LEVOSALBUTAMOL	0	1 (0.3%)
MOMETASONE	1 (0.3%)	0
OMALIZUMAB	0	1 (0.3%)
PROCATEROL HYDROCHLORIDE HEMIHYDRATE	1 (0.3%)	0
SALMETEROL	0	1 (0.3%)
TERBUTALINE SULFATE	0	1 (0.3%)
TIOTROPIUM	0	1 (0.3%)
TRETOQUINOL	1 (0.3%)	0
TRIAMCINOLONE HEXACETONIDE	0	1 (0.3%)
UMECLIDINIUM	1 (0.3%)	0
UMECLIDINIUM;VILANTEROL	1 (0.3%)	0
VILANTEROL TRIFENATATE	1 (0.3%)	0
ANTI-ACNE PREPARATIONS		
Total number of patients with at least one treatment	90 (27.2%)	77 (23.5%)
Total number of treatments	131	111
IBUPROFEN	43 (13.0%)	31 (9.5%)
AZITHROMYCIN	15 (4.5%)	20 (6.1%)
DOXYCYCLINE	12 (3.6%)	11 (3.4%)
DEXAMETHASONE	8 (2.4%)	13 (4.0%)
METHYLPREDNISOLONE	9 (2.7%)	8 (2.4%)
CLINDAMYCIN	9 (2.7%)	5 (1.5%)
RETINOL	6 (1.8%)	1 (0.3%)
CHLORHEXIDINE GLUCONATE	2 (0.6%)	1 (0.3%)

METHYLPREDNISOLONE SODIUM SUCCINATE	2 (0.6%)	1 (0.3%)
CLINDAMYCIN HYDROCHLORIDE	1 (0.3%)	1 (0.3%)
DEXAMETHASONE SODIUM PHOSPHATE	1 (0.3%)	1 (0.3%)
DOXYCYCLINE MONOHYDRATE	1 (0.3%)	1 (0.3%)
ERYTHROMYCIN	1 (0.3%)	1 (0.3%)
AZELAIC ACID	0	1 (0.3%)
CHLORHEXIDINE	1 (0.3%)	0
DEXAMETHASONE ACETATE	0	1 (0.3%)
DIMETICONE	1 (0.3%)	0
ISOTRETINOIN	1 (0.3%)	0
METHYLPREDNISOLONE ACETATE	1 (0.3%)	0
NICOTINAMIDE	0	1 (0.3%)
SULFUR	1 (0.3%)	0
TRETINOIN	1 (0.3%)	0
CARDIAC THERAPY		
Total number of patients with at least one treatment	91 (27.5%)	72 (22.0%)
Total number of treatments	135	101
IBUPROFEN	43 (13.0%)	31 (9.5%)
UBIDECARENONE	13 (3.9%)	4 (1.2%)
GLYCERYL TRINITRATE	8 (2.4%)	8 (2.4%)
ISOSORBIDE MONONITRATE	6 (1.8%)	6 (1.8%)
LIDOCAINE	5 (1.5%)	4 (1.2%)
AMIODARONE	2 (0.6%)	6 (1.8%)
AMIODARONE HYDROCHLORIDE	5 (1.5%)	2 (0.6%)
DIGOXIN	3 (0.9%)	4 (1.2%)
TRIMETAZIDINE HYDROCHLORIDE	6 (1.8%)	1 (0.3%)
IPRATROPIUM BROMIDE	3 (0.9%)	3 (0.9%)
EPINEPHRINE	2 (0.6%)	3 (0.9%)
EPHEDRINE	1 (0.3%)	2 (0.6%)
FLECAINIDE	2 (0.6%)	1 (0.3%)
IPRATROPIUM	1 (0.3%)	2 (0.6%)
ATROPINE SULFATE	1 (0.3%)	1 (0.3%)
ISOSORBIDE DINITRATE	2 (0.6%)	0
LIDOCAINE HYDROCHLORIDE	2 (0.6%)	0
PHENYLEPHRINE	1 (0.3%)	1 (0.3%)
RANOLAZINE	0	2 (0.6%)
ADENOSINE TRIPHOSPHATE, DISODIUM SALT	1 (0.3%)	0
ALPROSTADIL	0	1 (0.3%)
CAFFEINE	0	1 (0.3%)
CARNITINE	1 (0.3%)	0
CRATAEGUS SPP.	1 (0.3%)	0
EPHEDRINE HYDROCHLORIDE	1 (0.3%)	0
ETHANOL	1 (0.3%)	0
GLUCOSE;INSULIN;POTASSIUM	1 (0.3%)	0
INDOMETACIN	1 (0.3%)	0
MAGNESIUM ASPARTATE;POTASSIUM ASPARTATE	1 (0.3%)	0
MAGNESIUM;POTASSIUM	1 (0.3%)	0

MOLSIDOMINE	0	1 (0.3%)
NICORANDIL	0	1 (0.3%)
NICOTINAMIDE	0	1 (0.3%)
NOREPINEPHRINE	1 (0.3%)	0
PACLITAXEL	0	1 (0.3%)
PENTAERITHRITYL TETRANITRATE	1 (0.3%)	0
PROPAFENONE HYDROCHLORIDE	1 (0.3%)	0
PUERARIA LOBATA ROOT	1 (0.3%)	0
TAURINE	0	1 (0.3%)
TRIMETAZIDINE	0	1 (0.3%)
ZINGIBER OFFICINALE	1 (0.3%)	0
DIURETICS		
Total number of patients with at least one treatment	80 (24.2%)	82 (25.1%)
Total number of treatments	117	125
FUROSEMIDE	29 (8.8%)	40 (12.2%)
HYDROCHLOROTHIAZIDE	24 (7.3%)	22 (6.7%)
INDAPAMIDE	8 (2.4%)	12 (3.7%)
SPIRONOLACTONE	10 (3.0%)	8 (2.4%)
TORASEMIDE	4 (1.2%)	4 (1.2%)
HYDROCHLOROTHIAZIDE;TRIAMTERENE	3 (0.9%)	1 (0.3%)
SAMBUCUS NIGRA	2 (0.6%)	2 (0.6%)
CHLORTALIDONE	1 (0.3%)	2 (0.6%)
TRIAMTERENE	2 (0.6%)	1 (0.3%)
ACETAZOLAMIDE	2 (0.6%)	0
AMILORIDE HYDROCHLORIDE;HYDROCHLOROTHIAZIDE	2 (0.6%)	0
EPLERENONE	1 (0.3%)	1 (0.3%)
ALBIZIA JULIBRISSIN	1 (0.3%)	0
AMILORIDE;HYDROCHLOROTHIAZIDE	1 (0.3%)	0
ANEMARRHENA ASPHODELOIDES RHIZOME	1 (0.3%)	0
BENDROFLUMETHIAZIDE	0	1 (0.3%)
BETULA SPP. LEAF;MATRICARIA RECUTITA HERB;PETROSELINUM CRISPUM ROOT;PHASEOLUS VULGARIS PERICARP;POTASSIUM CITRATE;SODIUM CITRATE;VACCINIUM VITIS-IDAEA LEAF	1 (0.3%)	0
BUMETANIDE	1 (0.3%)	0
CENTAURIUM ERYTHRAEA;LEVISTICUM OFFICINALE;ROSMARINUS OFFICINALIS	1 (0.3%)	0
CICLETANINE HYDROCHLORIDE	0	1 (0.3%)
EQUISETUM HYEMALE HERB	1 (0.3%)	0
INDAPAMIDE HEMIHYDRATE	0	1 (0.3%)
LYCIUM BARBARUM FRUIT	1 (0.3%)	0
METOLAZONE	0	1 (0.3%)
POTASSIUM CANRENOATE	1 (0.3%)	0
PRUNELLA VULGARIS	1 (0.3%)	0
REHMANNIA GLUTINOSA ROOT	1 (0.3%)	0
PSYCHOANALEPTICS		

Total number of patients with at least one treatment	89 (26.9%)	68 (20.8%)
Total number of treatments	136	92
CITALOPRAM	8 (2.4%)	5 (1.5%)
SERTRALINE	8 (2.4%)	5 (1.5%)
SERTRALINE HYDROCHLORIDE	5 (1.5%)	6 (1.8%)
ESCITALOPRAM	6 (1.8%)	4 (1.2%)
TRAZODONE	5 (1.5%)	5 (1.5%)
BUPROPION HYDROCHLORIDE	4 (1.2%)	5 (1.5%)
AMITRIPTYLINE	4 (1.2%)	3 (0.9%)
BUPROPION	4 (1.2%)	3 (0.9%)
DULOXETINE	5 (1.5%)	2 (0.6%)
DULOXETINE HYDROCHLORIDE	4 (1.2%)	3 (0.9%)
PIRACETAM	3 (0.9%)	4 (1.2%)
ESCITALOPRAM OXALATE	5 (1.5%)	1 (0.3%)
FLUOXETINE	3 (0.9%)	3 (0.9%)
MEMANTINE	3 (0.9%)	3 (0.9%)
MIRTAZAPINE	4 (1.2%)	2 (0.6%)
FLUOXETINE HYDROCHLORIDE	3 (0.9%)	2 (0.6%)
GINKGO BILOBA EXTRACT	2 (0.6%)	3 (0.9%)
VENLAFAXINE	2 (0.6%)	2 (0.6%)
VENLAFAXINE HYDROCHLORIDE	1 (0.3%)	3 (0.9%)
VINPOCETINE	2 (0.6%)	2 (0.6%)
AMITRIPTYLINE HYDROCHLORIDE	3 (0.9%)	0
APOAEQUORIN;COLECALCIFEROL	2 (0.6%)	1 (0.3%)
DONEPEZIL	1 (0.3%)	2 (0.6%)
GINKGO BILOBA	3 (0.9%)	0
MIANSERIN HYDROCHLORIDE	1 (0.3%)	2 (0.6%)
NIMODIPINE	0	3 (0.9%)
PAROXETINE	2 (0.6%)	1 (0.3%)
TRAZODONE HYDROCHLORIDE	3 (0.9%)	0
ACETYLCARNITINE HYDROCHLORIDE	2 (0.6%)	0
CITICOLINE	1 (0.3%)	1 (0.3%)
CITRULLINE MALATE	1 (0.3%)	1 (0.3%)
CLONIDINE HYDROCHLORIDE	2 (0.6%)	0
DONEPEZIL HYDROCHLORIDE	0	2 (0.6%)
PAROXETINE HYDROCHLORIDE	2 (0.6%)	0
RIVASTIGMINE	0	2 (0.6%)
TIANEPTINE SODIUM	1 (0.3%)	1 (0.3%)
ACORUS CALAMUS;BACOPA MONNIERI;CELASTRUS PANICULATUS;CENTELLA ASIATICA;EVOLVULUS ALSINOIDES;FOENICULUM VULGARE;GLYCYRRHIZA GLABRA;MYRISTICA FRAGRANS;TERMINALIA ARJUNA;WITHANIA SOMNIFERA	1 (0.3%)	0
AMFETAMINE ASPARTATE;AMFETAMINE SULFATE;DEXAMFETAMINE SACCHARATE;DEXAMFETAMINE SULFATE	0	1 (0.3%)

ANGELICA ACUTILOBA ROOT;ATRACTYLODES LANCEA RHIZOME;BUPLEURUM FALCATUM ROOT;CNIDIUM OFFICINALE RHIZOME;GLYCYRRHIZA SPP. ROOT;PORIA COCOS SCLEROTIUM;UNCARIA SPP. HOOK	1 (0.3%)	0
CAFFEINE	0	1 (0.3%)
CITALOPRAM HYDROBROMIDE	1 (0.3%)	0
CLOMIPRAMINE	0	1 (0.3%)
CLONIDINE	0	1 (0.3%)
COFFEA ARABICA;PHOSPHATIDYL SERINE	1 (0.3%)	0
CORDYCEPS SINENSIS	0	1 (0.3%)
DOSULEPIN HYDROCHLORIDE	1 (0.3%)	0
DOXEPIN	1 (0.3%)	0
DRYOBALANOPS AROMATICA	0	1 (0.3%)
ENZYMES NOS	0	1 (0.3%)
GLYCYRRHIZA SPP. ROOT WITH RHIZOME;TRITICUM AESTIVUM FRUIT;ZIZIPHUS JUJUBA FRUIT	1 (0.3%)	0
LAMOTRIGINE	1 (0.3%)	0
MEMANTINE HYDROCHLORIDE	1 (0.3%)	0
METHYLETHYLPIRIDINOL SUCCINATE	1 (0.3%)	0
METHYLPHENIDATE	1 (0.3%)	0
MIANSERIN	1 (0.3%)	0
MOCLOBEMIDE	0	1 (0.3%)
NORTRIPTYLINE HYDROCHLORIDE	1 (0.3%)	0
OPIPRAMOL HYDROCHLORIDE	1 (0.3%)	0
RIBONUCLEIC ACID	0	1 (0.3%)
NASAL PREPARATIONS		
Total number of patients with at least one treatment	77 (23.3%)	79 (24.2%)
Total number of treatments	156	141
SODIUM CHLORIDE	14 (4.2%)	20 (6.1%)
DEXAMETHASONE	8 (2.4%)	13 (4.0%)
FLUTICASONE PROPIONATE	7 (2.1%)	12 (3.7%)
ZINC	9 (2.7%)	8 (2.4%)
ACETYLCYSTEINE	8 (2.4%)	4 (1.2%)
TRIAMCINOLONE ACETONIDE	7 (2.1%)	5 (1.5%)
PREDNISOLONE	6 (1.8%)	4 (1.2%)
FLUTICASONE	3 (0.9%)	5 (1.5%)
RETINOL	6 (1.8%)	1 (0.3%)
TRIAMCINOLONE	3 (0.9%)	4 (1.2%)
BETAMETHASONE	4 (1.2%)	2 (0.6%)
IPRATROPIUM BROMIDE	3 (0.9%)	3 (0.9%)
MUPIROCIN	2 (0.6%)	4 (1.2%)
EPINEPHRINE	2 (0.6%)	3 (0.9%)
BUDESONIDE	3 (0.9%)	1 (0.3%)
FLUTICASONE FUROATE	2 (0.6%)	2 (0.6%)
PSEUDOEPHEDRINE HYDROCHLORIDE	1 (0.3%)	3 (0.9%)
BETAMETHASONE DIPROPIONATE	2 (0.6%)	1 (0.3%)
CORTICOSTEROID NOS	2 (0.6%)	1 (0.3%)
EPHEDRINE	1 (0.3%)	2 (0.6%)

IPRATROPIUM	1 (0.3%)	2 (0.6%)
OXYMETAZOLINE HYDROCHLORIDE	1 (0.3%)	2 (0.6%)
XYLOMETAZOLINE HYDROCHLORIDE	3 (0.9%)	0
AZELASTINE	2 (0.6%)	0
DEXAMETHASONE SODIUM PHOSPHATE	1 (0.3%)	1 (0.3%)
HYALURONATE SODIUM	2 (0.6%)	0
HYALURONIC ACID	1 (0.3%)	1 (0.3%)
MENTHOL	0	2 (0.6%)
MOMETASONE FUROATE	0	2 (0.6%)
OXYMETAZOLINE	0	2 (0.6%)
PHENYLEPHRINE	1 (0.3%)	1 (0.3%)
PSEUDOEPHEDRINE	1 (0.3%)	1 (0.3%)
AZELASTINE HYDROCHLORIDE	1 (0.3%)	0
BECLOMETASONE DIPROPIONATE	1 (0.3%)	0
BETAMETHASONE SODIUM PHOSPHATE	1 (0.3%)	0
BETAMETHASONE VALERATE	1 (0.3%)	0
CETIRIZINE HYDROCHLORIDE;PSEUDOEPHEDRINE HYDROCHLORIDE	0	1 (0.3%)
CORTICOSTEROIDS	0	1 (0.3%)
DEXAMETHASONE ACETATE	0	1 (0.3%)
DEXPANTHENOL	0	1 (0.3%)
EPHEDRINE HYDROCHLORIDE	1 (0.3%)	0
ETHANOL	1 (0.3%)	0
FEXOFENADINE HYDROCHLORIDE;PSEUDOEPHEDRINE HYDROCHLORIDE	1 (0.3%)	0
IBUPROFEN;PSEUDOEPHEDRINE HYDROCHLORIDE	0	1 (0.3%)
MOMETASONE	1 (0.3%)	0
PSEUDOEPHEDRINE SULFATE	1 (0.3%)	0
SEA WATER	1 (0.3%)	0
SILVER	1 (0.3%)	0
SODIUM BICARBONATE	1 (0.3%)	0
SODIUM HYPOCHLORITE	0	1 (0.3%)
TRIAMCINOLONE HEXACETONIDE	0	1 (0.3%)
ZINC GLUCONATE	1 (0.3%)	0
VASOPROTECTIVES		
Total number of patients with at least one treatment	82 (24.8%)	72 (22.0%)
Total number of treatments	170	127
DEXAMETHASONE	8 (2.4%)	13 (4.0%)
ZINC	9 (2.7%)	8 (2.4%)
GLYCERYL TRINITRATE	8 (2.4%)	8 (2.4%)
TRIAMCINOLONE ACETONIDE	7 (2.1%)	5 (1.5%)
PREDNISOLONE	6 (1.8%)	4 (1.2%)
DILTIAZEM	3 (0.9%)	6 (1.8%)
LIDOCAINE	5 (1.5%)	4 (1.2%)
ANTIBIOTICS	6 (1.8%)	2 (0.6%)
DIOSMIN;HESPERIDIN	3 (0.9%)	4 (1.2%)
HYDROCORTISONE	2 (0.6%)	5 (1.5%)
TRIAMCINOLONE	3 (0.9%)	4 (1.2%)

BETAMETHASONE	4 (1.2%)	2 (0.6%)
DILTIAZEM HYDROCHLORIDE	5 (1.5%)	1 (0.3%)
DIOSMIN	2 (0.6%)	4 (1.2%)
HEPARIN	2 (0.6%)	4 (1.2%)
NIFEDIPINE	4 (1.2%)	2 (0.6%)
HEPARIN SODIUM	3 (0.9%)	1 (0.3%)
BETAMETHASONE DIPROPIONATE	2 (0.6%)	1 (0.3%)
CORTICOSTEROID NOS	2 (0.6%)	1 (0.3%)
GLUCOSE;SODIUM CHLORIDE	2 (0.6%)	1 (0.3%)
ASCORBIC ACID;RUTOSIDE	0	2 (0.6%)
DEXAMETHASONE SODIUM PHOSPHATE	1 (0.3%)	1 (0.3%)
FLUOCINOLONE ACETONIDE	1 (0.3%)	1 (0.3%)
FLUOCINONIDE	1 (0.3%)	1 (0.3%)
HYALURONATE SODIUM	2 (0.6%)	0
HYALURONIC ACID	1 (0.3%)	1 (0.3%)
IODINE	0	2 (0.6%)
ISOSORBIDE DINITRATE	2 (0.6%)	0
LIDOCAINE HYDROCHLORIDE	2 (0.6%)	0
OXETACAINE	1 (0.3%)	1 (0.3%)
PHENYLEPHRINE	1 (0.3%)	1 (0.3%)
ZINC SULFATE	2 (0.6%)	0
ALKA 4-COMPLEX;DIOSMIN	1 (0.3%)	0
ALUMINIUM ACETOTARTRATE	0	1 (0.3%)
ANESTHETICS, LOCAL	1 (0.3%)	0
ANGELICA SINENSIS ROOT	1 (0.3%)	0
ASCORBIC ACID;CALCIUM;RUTOSIDE	1 (0.3%)	0
ASCORBIC ACID;HESPERIDIN	0	1 (0.3%)
ASCORBIC ACID;HESPERIDIN METHYL CHALCONE;RUSCUS ACULEATUS	1 (0.3%)	0
BECLOMETASONE DIPROPIONATE	1 (0.3%)	0
BENZOCAINE;BENZYL NICOTINATE;HEPARIN SODIUM	1 (0.3%)	0
BETAMETHASONE SODIUM PHOSPHATE	1 (0.3%)	0
BETAMETHASONE VALERATE	1 (0.3%)	0
BIOFLAVONOIDS NOS	1 (0.3%)	0
BISMUTH OXIDE;BISMUTH SUBGALLATE;MYROXYLON BALSAMUM BALSAM;ZINC OXIDE	1 (0.3%)	0
CALCIUM DOBESILATE	0	1 (0.3%)
CORTICOSTEROIDS	0	1 (0.3%)
DEXAMETHASONE ACETATE	0	1 (0.3%)
DIETHYLAMINE SALICYLATE;ESCIN	1 (0.3%)	0
FALLOPIA MULTIFLORA	1 (0.3%)	0
FLUOCORTOLONE PIVALATE;LIDOCAINE HYDROCHLORIDE	1 (0.3%)	0
HESPERIDIN	1 (0.3%)	0
HESPERIDIN METHYL CHALCONE	0	1 (0.3%)
HYDROCORTISONE SODIUM SUCCINATE	0	1 (0.3%)
LYCIUM BARBARUM FRUIT	1 (0.3%)	0
MELILOTUS OFFICINALIS EXTRACT	1 (0.3%)	0
MUCOPOLYSACCHARIDE POLYSULFURIC ACID ESTER	1 (0.3%)	0
PAEONIA X SUFFRUTICOSA	1 (0.3%)	0

PROANTHOCYANIDIN	1 (0.3%)	0
TRIAMCINOLONE HEXACETONIDE	0	1 (0.3%)
TROXERUTIN	0	1 (0.3%)
VITIS VINIFERA EXTRACT	1 (0.3%)	0
VITIS VINIFERA SEED	0	1 (0.3%)
UROLOGICALS		
Total number of patients with at least one treatment	82 (24.8%)	69 (21.1%)
Total number of treatments	131	104
FINASTERIDE	13 (3.9%)	10 (3.1%)
TAMSULOSIN	9 (2.7%)	12 (3.7%)
TAMSULOSIN HYDROCHLORIDE	13 (3.9%)	8 (2.4%)
DOXAZOSIN MESILATE	3 (0.9%)	8 (2.4%)
LIDOCAINE	5 (1.5%)	4 (1.2%)
AMITRIPTYLINE	4 (1.2%)	3 (0.9%)
DOXAZOSIN	5 (1.5%)	2 (0.6%)
DULOXETINE	5 (1.5%)	2 (0.6%)
DULOXETINE HYDROCHLORIDE	4 (1.2%)	3 (0.9%)
CHONDROITIN SULFATE SODIUM	1 (0.3%)	5 (1.5%)
MIRABEGRON	3 (0.9%)	3 (0.9%)
OXYBUTYNIN	4 (1.2%)	2 (0.6%)
ALFUZOSIN HYDROCHLORIDE	1 (0.3%)	4 (1.2%)
DUTASTERIDE	1 (0.3%)	4 (1.2%)
OXYBUTYNIN HYDROCHLORIDE	2 (0.6%)	3 (0.9%)
SILDENAFIL CITRATE	4 (1.2%)	1 (0.3%)
ALFUZOSIN	2 (0.6%)	2 (0.6%)
DUTASTERIDE;TAMSULOSIN HYDROCHLORIDE	2 (0.6%)	2 (0.6%)
MAGNESIUM HYDROXIDE	2 (0.6%)	2 (0.6%)
AMITRIPTYLINE HYDROCHLORIDE	3 (0.9%)	0
PHENAZOPYRIDINE	3 (0.9%)	0
POTASSIUM CITRATE	1 (0.3%)	2 (0.6%)
SERENOA REPENS	2 (0.6%)	1 (0.3%)
SILODOSIN	2 (0.6%)	1 (0.3%)
SOLIFENACIN SUCCINATE	1 (0.3%)	2 (0.6%)
HYALURONATE SODIUM	2 (0.6%)	0
HYALURONIC ACID	1 (0.3%)	1 (0.3%)
LIDOCAINE HYDROCHLORIDE	2 (0.6%)	0
MAGNESIUM CITRATE	1 (0.3%)	1 (0.3%)
SERENOA REPENS EXTRACT	0	2 (0.6%)
SILDENAFIL	0	2 (0.6%)
SOLIFENACIN	2 (0.6%)	0
TERAZOSIN	1 (0.3%)	1 (0.3%)
TOLTERODINE L-TARTRATE	1 (0.3%)	1 (0.3%)
ALPROSTADIL	0	1 (0.3%)
BORON;CHROMIUM;COPPER;GERMANIUM;IODINE;MANGANESE;MOLYBDENUM;SELENIUM;SILICON;SITOSTEROL;VANADIUM;VITAMIN D NOS;ZINC	1 (0.3%)	0
BUPLEURUM FALCATUM	1 (0.3%)	0

CALCIUM CARBONATE;CALCIUM PHOSPHATE DIBASIC;CUCURBITA PEPO SEED;CYANOCOBALAMIN;DL-ALPHA TOCOPHERYL ACETATE;FOLIC ACID;LYCOPENE;MAGNESIUM OXIDE;PRUNUS AFRICANA BARK;PYRIDOXINE HYDROCHLORIDE;SELENIUM AMINO ACID CHELATE;SERENOA REPENS FRUIT;ZINC GLYCINATE	0	1 (0.3%)
CALCIUM CHLORIDE	0	1 (0.3%)
CENTAURIUM ERYTHRAEA;LEVISTICUM OFFICINALE;ROSMARINUS OFFICINALIS	1 (0.3%)	0
CHONDROITIN	0	1 (0.3%)
CITRIC ACID;SODIUM CITRATE ACID	1 (0.3%)	0
CLOMIPRAMINE	0	1 (0.3%)
COLLAGEN	1 (0.3%)	0
CORDYCEPS SINENSIS	0	1 (0.3%)
FINASTERIDE;TAMSULOSIN HYDROCHLORIDE	0	1 (0.3%)
FLAVOXATE HYDROCHLORIDE	1 (0.3%)	0
LYCIUM BARBARUM FRUIT	1 (0.3%)	0
OPHIOPOGON JAPONICUS	1 (0.3%)	0
OPHIOPOGON JAPONICUS ROOT	1 (0.3%)	0
PAPAVERINE	1 (0.3%)	0
PHENAZOPYRIDINE HYDROCHLORIDE	0	1 (0.3%)
SODIUM BICARBONATE	1 (0.3%)	0
SODIUM PHOSPHATE MONOBASIC (ANHYDROUS)	0	1 (0.3%)
TADALAFIL	0	1 (0.3%)
TOLTERODINE	1 (0.3%)	0
CORTICOSTEROIDS, DERMATOLOGICAL PREPARATIONS		
Total number of patients with at least one treatment	66 (19.9%)	76 (23.2%)
Total number of treatments	130	142
PREDNISONE	20 (6.0%)	18 (5.5%)
DEXAMETHASONE	8 (2.4%)	13 (4.0%)
FLUTICASONE PROPIONATE	7 (2.1%)	12 (3.7%)
METHYLPREDNISOLONE	9 (2.7%)	8 (2.4%)
TRIAMCINOLONE ACETONIDE	7 (2.1%)	5 (1.5%)
PREDNISOLONE	6 (1.8%)	4 (1.2%)
FLUTICASONE	3 (0.9%)	5 (1.5%)
CLOBETASOL PROPIONATE	1 (0.3%)	6 (1.8%)
HYDROCORTISONE	2 (0.6%)	5 (1.5%)
TRIAMCINOLONE	3 (0.9%)	4 (1.2%)
BETAMETHASONE	4 (1.2%)	2 (0.6%)
STEROIDS	0	6 (1.8%)
BUDESONIDE	3 (0.9%)	1 (0.3%)
BETAMETHASONE DIPROPIONATE	2 (0.6%)	1 (0.3%)
CORTICOSTEROID NOS	2 (0.6%)	1 (0.3%)
HYDROCORTISONE BUTYRATE	2 (0.6%)	1 (0.3%)
METHYLPREDNISOLONE SODIUM SUCCINATE	2 (0.6%)	1 (0.3%)
DEXAMETHASONE SODIUM PHOSPHATE	1 (0.3%)	1 (0.3%)
FLUOCINOLONE ACETONIDE	1 (0.3%)	1 (0.3%)
FLUOCINONIDE	1 (0.3%)	1 (0.3%)

METHYLPREDNISOLONE ACEPONATE	1 (0.3%)	1 (0.3%)
MOMETASONE FUROATE	0	2 (0.6%)
ALCLOMETASONE	1 (0.3%)	0
BECLOMETASONE DIPROPIONATE	1 (0.3%)	0
BETAMETHASONE DIPROPIONATE;BETAMETHASONE SODIUM PHOSPHATE	0	1 (0.3%)
BETAMETHASONE SODIUM PHOSPHATE	1 (0.3%)	0
BETAMETHASONE VALERATE	1 (0.3%)	0
CLOBETASOL	0	1 (0.3%)
CORTICOSTEROIDS	0	1 (0.3%)
DESONIDE	0	1 (0.3%)
DESOXIMETASONE	1 (0.3%)	0
DEXAMETHASONE ACETATE	0	1 (0.3%)
GRAMICIDIN;NEOMYCIN;NYSTATIN;TRIAMCINOLONE	1 (0.3%)	0
HYDROCORTISONE SODIUM SUCCINATE	0	1 (0.3%)
HYDROCORTISONE;NATAMYCIN;NEOMYCIN SULFATE	0	1 (0.3%)
METHYLPREDNISOLONE ACETATE	1 (0.3%)	0
MOMETASONE	1 (0.3%)	0
PREDNICARBATE	1 (0.3%)	0
PREDNISONE ACETATE	1 (0.3%)	0
TRIAMCINOLONE HEXACETONIDE	0	1 (0.3%)
OTHER NERVOUS SYSTEM DRUGS		
Total number of patients with at least one treatment	79 (23.9%)	63 (19.3%)
Total number of treatments	120	80
GABAPENTIN	20 (6.0%)	17 (5.2%)
VITAMIN B12 NOS	17 (5.1%)	8 (2.4%)
BUPROPION HYDROCHLORIDE	4 (1.2%)	5 (1.5%)
BETAHISTINE HYDROCHLORIDE	5 (1.5%)	3 (0.9%)
BUPROPION	4 (1.2%)	3 (0.9%)
MECLOZINE	2 (0.6%)	5 (1.5%)
MECOBALAMIN	5 (1.5%)	2 (0.6%)
TRIMETAZIDINE HYDROCHLORIDE	6 (1.8%)	1 (0.3%)
FLUOXETINE	3 (0.9%)	3 (0.9%)
PROPRANOLOL	5 (1.5%)	1 (0.3%)
BETAHISTINE	1 (0.3%)	4 (1.2%)
FLUOXETINE HYDROCHLORIDE	3 (0.9%)	2 (0.6%)
GINKGO BILOBA EXTRACT	2 (0.6%)	3 (0.9%)
NALOXONE HYDROCHLORIDE;OXYCODONE HYDROCHLORIDE	3 (0.9%)	2 (0.6%)
GINKGO BILOBA	3 (0.9%)	0
HYDROXOCOBALAMIN	2 (0.6%)	1 (0.3%)
NEOSTIGMINE	2 (0.6%)	1 (0.3%)
BETHANECHOL	2 (0.6%)	0
CHOLINE ALFOSCERATE	1 (0.3%)	1 (0.3%)
CINNARIZINE	0	2 (0.6%)
CLONIDINE HYDROCHLORIDE	2 (0.6%)	0
MECLOZINE HYDROCHLORIDE	1 (0.3%)	1 (0.3%)
PROPRANOLOL HYDROCHLORIDE	2 (0.6%)	0

THIOCTIC ACID	0	2 (0.6%)
VARENICLINE TARTRATE	1 (0.3%)	1 (0.3%)
ACETYLCARNITINE;AESCULUS HIPPOCASTANUM;BIOTIN;COPPER CITRATE;FOLIC ACID;MAGNESIUM;MECOBALAMIN;NICOTINAMIDE;PYRIDOXINE HYDROCHLORIDE;QUERCETIN;RIBOFLAVIN;RUSCUS ACULEATUS ROOT;THIAMINE HYDROCHLORIDE;THIOCTIC ACID;ZINC AMINO ACID CHELATE	1 (0.3%)	0
ACETYLLEUCINE	1 (0.3%)	0
BETAHISTINE MESILATE	1 (0.3%)	0
BETHANECHOL CHLORIDE	0	1 (0.3%)
BUPRENORPHINE	1 (0.3%)	0
CLONIDINE	0	1 (0.3%)
DIMENHYDRINATE	1 (0.3%)	0
FLUNARIZINE	0	1 (0.3%)
FLUNARIZINE DIHYDROCHLORIDE	0	1 (0.3%)
LYCIUM BARBARUM FRUIT	1 (0.3%)	0
METHYLETHYLPIRIDINOL SUCCINATE	1 (0.3%)	0
NALOXONE	0	1 (0.3%)
NEOSTIGMINE METILSULFATE	0	1 (0.3%)
NICOTINE	1 (0.3%)	0
PILOCARPINE HYDROCHLORIDE	1 (0.3%)	0
PYRIDOSTIGMINE BROMIDE	1 (0.3%)	0
TRIMETAZIDINE	0	1 (0.3%)
THROAT PREPARATIONS		
Total number of patients with at least one treatment	76 (23.0%)	61 (18.7%)
Total number of treatments	123	81
IBUPROFEN	43 (13.0%)	31 (9.5%)
DICLOFENAC	13 (3.9%)	8 (2.4%)
DICLOFENAC SODIUM	6 (1.8%)	6 (1.8%)
LIDOCAINE	5 (1.5%)	4 (1.2%)
ANTIBIOTICS	6 (1.8%)	2 (0.6%)
KETOPROFEN	3 (0.9%)	4 (1.2%)
AMBROXOL	3 (0.9%)	1 (0.3%)
AMBROXOL HYDROCHLORIDE	2 (0.6%)	2 (0.6%)
CHLORHEXIDINE GLUCONATE	2 (0.6%)	1 (0.3%)
AMYLMETACRESOL;DICHLOROBENZYL ALCOHOL	2 (0.6%)	0
HYALURONIC ACID	1 (0.3%)	1 (0.3%)
IODINE	0	2 (0.6%)
LIDOCAINE HYDROCHLORIDE	2 (0.6%)	0
NEOMYCIN SULFATE	0	2 (0.6%)
ANESTHETICS, LOCAL	1 (0.3%)	0
BENZALKONIUM CHLORIDE;BENZOCAINE;TYROTHRICIN	1 (0.3%)	0
BENZALKONIUM CHLORIDE;CHLOROBUTANOL;TETRACAINE GENTISATE	0	1 (0.3%)
BENZYDAMINE HYDROCHLORIDE	0	1 (0.3%)
BENZYDAMINE HYDROCHLORIDE;CHLORHEXIDINE GLUCONATE	0	1 (0.3%)

BENZYL ALCOHOL;CETYLPYRIDINIUM	0	1 (0.3%)
CARBOMER;HYALURONATE SODIUM;XANTHAN GUM	0	1 (0.3%)
CHLORHEXIDINE	1 (0.3%)	0
CHLORHEXIDINE;LIDOCAINE	0	1 (0.3%)
CHLORQUINALDOL	1 (0.3%)	0
FLURBIPROFEN	0	1 (0.3%)
NEOMYCIN	0	1 (0.3%)
NEOMYCIN;TYROTHRICIN	0	1 (0.3%)
POVIDONE-IODINE	1 (0.3%)	0
PROPOLIS	1 (0.3%)	0
SILVER	1 (0.3%)	0
ANTIDIARRHEALS, INTESTINAL ANTIINFLAMMATORY/ANTIINFECTIVE AGENTS		
Total number of patients with at least one treatment	73 (22.1%)	62 (19.0%)
Total number of treatments	152	112
PREDNISONE	20 (6.0%)	18 (5.5%)
PROBIOTICS NOS	11 (3.3%)	6 (1.8%)
MORPHINE	4 (1.2%)	8 (2.4%)
PREDNISOLONE	6 (1.8%)	4 (1.2%)
ANTIBIOTICS	6 (1.8%)	2 (0.6%)
HYDROCORTISONE	2 (0.6%)	5 (1.5%)
BETAMETHASONE	4 (1.2%)	2 (0.6%)
LOPERAMIDE HYDROCHLORIDE	2 (0.6%)	4 (1.2%)
MESALAZINE	5 (1.5%)	0
BUDESONIDE	3 (0.9%)	1 (0.3%)
LOPERAMIDE	4 (1.2%)	0
PLANTAGO OVATA	4 (1.2%)	0
VANCOMYCIN	2 (0.6%)	2 (0.6%)
BETAMETHASONE DIPROPIONATE	2 (0.6%)	1 (0.3%)
CORTICOSTEROID NOS	2 (0.6%)	1 (0.3%)
GLUCOSE;POTASSIUM CHLORIDE;SODIUM CHLORIDE;SODIUM CITRATE	2 (0.6%)	1 (0.3%)
GLUCOSE;SODIUM CHLORIDE	2 (0.6%)	1 (0.3%)
HYDROCORTISONE BUTYRATE	2 (0.6%)	1 (0.3%)
LACTOBACILLUS RHAMNOSUS	0	3 (0.9%)
SACCHAROMYCES BOULARDII	2 (0.6%)	1 (0.3%)
BACILLUS SUBTILIS;BIFIDOBACTERIUM BIFIDUM;BIFIDOBACTERIUM LACTIS;BIFIDOBACTERIUM LONGUM;BIOTIN;CALCIUM PANTOTHENATE;FOLIC ACID;INULIN;LACTOBACILLUS CASEI;LACTOBACILLUS FERMENTUM;LACTOBACILLUS GASSERI;LACTOBACILLUS PARACASEI;LACTOBACILLUS PLANTARUM;LACTOBACILLUS REUTERI;LACTOBACILLUS RHAMNOSUS;LACTOBACILLUS SALIVARIUS;MECOBALAMIN;NICOTINAMIDE;PYRIDOXINE HYDROCHLORIDE;RIBOFLAVIN;	1 (0.3%)	1 (0.3%)
BISMUTH SUBSALICYLATE	2 (0.6%)	0
CHARCOAL, ACTIVATED	1 (0.3%)	1 (0.3%)
LACTOBACILLUS ACIDOPHILUS	1 (0.3%)	1 (0.3%)
MENTHOL	0	2 (0.6%)

NEOMYCIN SULFATE	0	2 (0.6%)
NIFUROXAZIDE	1 (0.3%)	1 (0.3%)
ATROPINE SULFATE;DIPHENOXYLATE HYDROCHLORIDE	1 (0.3%)	0
BACILLUS SUBTILIS;ENTEROCOCCUS FAECIUM	0	1 (0.3%)
BALSALAZIDE	1 (0.3%)	0
BECLOMETASONE DIPROPIONATE	1 (0.3%)	0
BETAMETHASONE SODIUM PHOSPHATE	1 (0.3%)	0
BETAMETHASONE VALERATE	1 (0.3%)	0
CINNAMOMUM CASSIA;GLYCYRRHIZA SPP.;PAEONIA LACTIFLORA;ZINGIBER OFFICINALE;ZIZIPHUS JUJUBA	1 (0.3%)	0
ENZYMES NOS;PROBIOTICS NOS	0	1 (0.3%)
FALLOPIA MULTIFLORA	1 (0.3%)	0
HOUTTUYNIA CORDATA	1 (0.3%)	0
HYDROCORTISONE SODIUM SUCCINATE	0	1 (0.3%)
LACTOBACILLUS CASEI;VITAMIN B NOS	1 (0.3%)	0
LACTOBACILLUS HELVETICUS;LACTOBACILLUS RHAMNOSUS	1 (0.3%)	0
MICONAZOLE	0	1 (0.3%)
NEOMYCIN	0	1 (0.3%)
NYSTATIN	0	1 (0.3%)
PHELLODENDRON AMURENSE	0	1 (0.3%)
PHELLODENDRON AMURENSE BARK	1 (0.3%)	0
PLANTAGO AFRA	0	1 (0.3%)
PREDNISONE ACETATE	1 (0.3%)	0
PRUNUS MUME FRUIT	1 (0.3%)	0
RIFAXIMIN	1 (0.3%)	0
SILICON DIOXIDE	0	1 (0.3%)
SILVER	1 (0.3%)	0
SULFASALAZINE	1 (0.3%)	0
VACCINIUM MYRTILLUS	0	1 (0.3%)
VACCINIUM MYRTILLUS EXTRACT	1 (0.3%)	0
VACCINIUM MYRTILLUS FRUIT	0	1 (0.3%)
OTOLOGICALS		
Total number of patients with at least one treatment	59 (17.8%)	74 (22.6%)
Total number of treatments	123	141
SODIUM CHLORIDE	14 (4.2%)	20 (6.1%)
CIPROFLOXACIN	13 (3.9%)	12 (3.7%)
DEXAMETHASONE	8 (2.4%)	13 (4.0%)
LEVOFLOXACIN	7 (2.1%)	7 (2.1%)
DOCUSATE SODIUM	3 (0.9%)	7 (2.1%)
PREDNISOLONE	6 (1.8%)	4 (1.2%)
LIDOCAINE	5 (1.5%)	4 (1.2%)
HYDROCORTISONE	2 (0.6%)	5 (1.5%)
BETAMETHASONE	4 (1.2%)	2 (0.6%)
STEROIDS	0	6 (1.8%)
BETAMETHASONE DIPROPIONATE	2 (0.6%)	1 (0.3%)
CHLORHEXIDINE GLUCONATE	2 (0.6%)	1 (0.3%)
CIPROFLOXACIN HYDROCHLORIDE	0	3 (0.9%)

CLOTRIMAZOLE	1 (0.3%)	2 (0.6%)
CORTICOSTEROID NOS	2 (0.6%)	1 (0.3%)
DOCUSATE	1 (0.3%)	2 (0.6%)
CHOLINE SALICYLATE	2 (0.6%)	0
DEXAMETHASONE SODIUM PHOSPHATE	1 (0.3%)	1 (0.3%)
FLUOCINOLONE ACETONIDE	1 (0.3%)	1 (0.3%)
GENTAMICIN	1 (0.3%)	1 (0.3%)
LIDOCAINE HYDROCHLORIDE	2 (0.6%)	0
NEOMYCIN SULFATE	0	2 (0.6%)
OFLOXACIN	1 (0.3%)	1 (0.3%)
PARAFFIN, LIQUID	1 (0.3%)	1 (0.3%)
ALUMINIUM ACETOTARTRATE	0	1 (0.3%)
ANESTHETICS, LOCAL	1 (0.3%)	0
BENZOCAINE;BENZYL-P-PHENOL;CHLOROBUTANOL;PINUS NIGRA OIL	0	1 (0.3%)
BETAMETHASONE SODIUM PHOSPHATE	1 (0.3%)	0
BETAMETHASONE VALERATE	1 (0.3%)	0
CHLORHEXIDINE	1 (0.3%)	0
CORTICOSTEROIDS	0	1 (0.3%)
DEXAMETHASONE ACETATE	0	1 (0.3%)
DEXAMETHASONE SODIUM PHOSPHATE;POLYMYXIN B SULFATE;TRIMETHOPRIM	0	1 (0.3%)
DEXAMETHASONE;NEOMYCIN SULFATE;POLYMYXIN B SULFATE	0	1 (0.3%)
GENTAMICIN SULFATE	1 (0.3%)	0
GLYCEROL	1 (0.3%)	0
GRAMICIDIN;NEOMYCIN;NYSTATIN;TRIAMCINOLONE	1 (0.3%)	0
HYDROCORTISONE SODIUM SUCCINATE	0	1 (0.3%)
HYDROGEN PEROXIDE	0	1 (0.3%)
MICONAZOLE	0	1 (0.3%)
NEOMYCIN	0	1 (0.3%)
PROPOLIS	1 (0.3%)	0
PUERARIA LOBATA ROOT	1 (0.3%)	0
SEA WATER	1 (0.3%)	0
SILVER	1 (0.3%)	0
SODIUM BICARBONATE	1 (0.3%)	0
THYROID THERAPY		
Total number of patients with at least one treatment	75 (22.7%)	58 (17.7%)
Total number of treatments	90	63
LEVOTHYROXINE SODIUM	35 (10.6%)	29 (8.9%)
LEVOTHYROXINE	29 (8.8%)	24 (7.3%)
PROPRANOLOL	5 (1.5%)	1 (0.3%)
THIAMAZOLE	3 (0.9%)	2 (0.6%)
THYROID	2 (0.6%)	1 (0.3%)
IODINE	0	2 (0.6%)
PROPRANOLOL HYDROCHLORIDE	2 (0.6%)	0
CALCIUM;IODINE	0	1 (0.3%)
FRITILLARIA THUNBERGII BULB	1 (0.3%)	0

LIOTHYRONINE	0	1 (0.3%)
LIOTHYRONINE SODIUM	1 (0.3%)	0
DRUGS USED IN DIABETES		
Total number of patients with at least one treatment	66 (19.9%)	66 (20.2%)
Total number of treatments	136	139
METFORMIN	33 (10.0%)	22 (6.7%)
METFORMIN HYDROCHLORIDE	15 (4.5%)	19 (5.8%)
GLIMEPIRIDE	8 (2.4%)	11 (3.4%)
GLICLAZIDE	6 (1.8%)	8 (2.4%)
INSULIN GLARGINE	4 (1.2%)	9 (2.8%)
GLIPIZIDE	3 (0.9%)	7 (2.1%)
INSULIN LISPRO	3 (0.9%)	6 (1.8%)
SITAGLIPTIN PHOSPHATE	4 (1.2%)	5 (1.5%)
METFORMIN HYDROCHLORIDE;SITAGLIPTIN PHOSPHATE MONOHYDRATE	2 (0.6%)	4 (1.2%)
EMPAGLIFLOZIN	1 (0.3%)	4 (1.2%)
INSULIN	3 (0.9%)	2 (0.6%)
INSULIN HUMAN	2 (0.6%)	2 (0.6%)
LINAGLIPTIN	1 (0.3%)	3 (0.9%)
PIOGLITAZONE	1 (0.3%)	3 (0.9%)
VILDAGLIPTIN	0	4 (1.2%)
ACARBOSE	1 (0.3%)	1 (0.3%)
DAPAGLIFLOZIN PROPANEDIOL MONOHYDRATE	2 (0.6%)	0
DULAGLUTIDE	0	2 (0.6%)
EMPAGLIFLOZIN;METFORMIN HYDROCHLORIDE	1 (0.3%)	1 (0.3%)
EXENATIDE	0	2 (0.6%)
INSULIN ASPART;INSULIN ASPART PROTAMINE (CRYSTALLINE)	1 (0.3%)	1 (0.3%)
INSULIN DETEMIR	1 (0.3%)	1 (0.3%)
INSULIN HUMAN INJECTION, ISOPHANE	1 (0.3%)	1 (0.3%)
LINAGLIPTIN;METFORMIN HYDROCHLORIDE	0	2 (0.6%)
PIOGLITAZONE HYDROCHLORIDE	2 (0.6%)	0
SITAGLIPTIN	1 (0.3%)	1 (0.3%)
ANEMARRHENA ASPHODELOIDES RHIZOME	1 (0.3%)	0
DAPAGLIFLOZIN	0	1 (0.3%)
DAPAGLIFLOZIN PROPANEDIOL MONOHYDRATE;METFORMIN HYDROCHLORIDE	1 (0.3%)	0
GEMIGLIPTIN TARTRATE;METFORMIN HYDROCHLORIDE	1 (0.3%)	0
GLIBENCLAMIDE	0	1 (0.3%)
GLIBENCLAMIDE;METFORMIN HYDROCHLORIDE	1 (0.3%)	0
GLIMEPIRIDE;METFORMIN HYDROCHLORIDE	1 (0.3%)	0
INSULIN ASPART	0	1 (0.3%)
INSULIN ASPART;INSULIN DEGLUDEC	0	1 (0.3%)
INSULIN DEGLUDEC;LIRAGLUTIDE	1 (0.3%)	0
INSULIN GLULISINE	1 (0.3%)	0
IPRAGLIFLOZIN L-PROLINE	1 (0.3%)	0
ISOPHANE INSULIN	0	1 (0.3%)
LYCIUM BARBARUM FRUIT	1 (0.3%)	0

METFORMIN HYDROCHLORIDE;PIOGLITAZONE HYDROCHLORIDE	1 (0.3%)	0
METFORMIN HYDROCHLORIDE;SAXAGLIPTIN	1 (0.3%)	0
METFORMIN HYDROCHLORIDE;SITAGLIPTIN PHOSPHATE	0	1 (0.3%)
OPHIOPOGON JAPONICUS	1 (0.3%)	0
OPHIOPOGON JAPONICUS ROOT	1 (0.3%)	0
PLATYCODON GRANDIFLORUS ROOT	1 (0.3%)	0
REHMANNIA GLUTINOSA ROOT	1 (0.3%)	0
VACCINIUM MYRTILLUS	0	1 (0.3%)
ALL OTHER THERAPEUTIC PRODUCTS		
Total number of patients with at least one treatment	62 (18.7%)	66 (20.2%)
Total number of treatments	123	96
ASCORBIC ACID	19 (5.7%)	20 (6.1%)
VITAMIN B12 NOS	17 (5.1%)	8 (2.4%)
ACETYLCYSTEINE	8 (2.4%)	4 (1.2%)
CALCIUM CARBONATE	5 (1.5%)	7 (2.1%)
ALL OTHER THERAPEUTIC PRODUCTS	6 (1.8%)	3 (0.9%)
OXYGEN	3 (0.9%)	5 (1.5%)
CHONDROITIN SULFATE SODIUM	1 (0.3%)	5 (1.5%)
GLYCOPYRRONIUM BROMIDE	3 (0.9%)	3 (0.9%)
IRON	2 (0.6%)	4 (1.2%)
STEROIDS	0	6 (1.8%)
CALCIUM;VITAMIN D NOS	2 (0.6%)	3 (0.9%)
HERBAL NOS;MINERALS NOS;VITAMINS NOS	0	3 (0.9%)
HYDROXOCOBALAMIN	2 (0.6%)	1 (0.3%)
LACTOBACILLUS RHAMNOSUS	0	3 (0.9%)
HOMEOPATHICS NOS	2 (0.6%)	0
IODINE	0	2 (0.6%)
NALOXONE HYDROCHLORIDE;TILIDINE HYDROCHLORIDE	1 (0.3%)	1 (0.3%)
SUGAMMADEX SODIUM	2 (0.6%)	0
BENTONITE	0	1 (0.3%)
BROMELAINS;QUERCETIN	0	1 (0.3%)
CALCIUM CITRATE;VITAMIN D NOS	0	1 (0.3%)
CALCIUM POLYSTYRENE SULFONATE	0	1 (0.3%)
CALCIUM SULFATE DIHYDRATE	1 (0.3%)	0
CALCIUM;MAGNESIUM	0	1 (0.3%)
CHONDROITIN	0	1 (0.3%)
COPPER	0	1 (0.3%)
COPPER SULFATE PENTAHYDRATE	0	1 (0.3%)
DEFERASIROX	0	1 (0.3%)
ETHANOL	1 (0.3%)	0
FRITILLARIA THUNBERGII BULB	1 (0.3%)	0
HONEY	1 (0.3%)	0
IRIS DOMESTICA	1 (0.3%)	0
NALOXONE	0	1 (0.3%)
PROPOLIS	1 (0.3%)	0
SODIUM PHOSPHATE MONOBASIC (ANHYDROUS)	0	1 (0.3%)

SUGAMMADEX	0	1 (0.3%)
TAURINE	0	1 (0.3%)
ANTIEPILEPTICS		
Total number of patients with at least one treatment	63 (19.0%)	59 (18.0%)
Total number of treatments	86	77
GABAPENTIN	20 (6.0%)	17 (5.2%)
LORAZEPAM	11 (3.3%)	9 (2.8%)
CLONAZEPAM	10 (3.0%)	9 (2.8%)
PREGABALIN	6 (1.8%)	8 (2.4%)
MIDAZOLAM	7 (2.1%)	5 (1.5%)
DIAZEPAM	4 (1.2%)	3 (0.9%)
LEVETIRACETAM	3 (0.9%)	4 (1.2%)
MAGNESIUM SULFATE	3 (0.9%)	3 (0.9%)
CANNABIDIOL	1 (0.3%)	3 (0.9%)
ACETAZOLAMIDE	2 (0.6%)	0
LACOSAMIDE	1 (0.3%)	1 (0.3%)
PHENOBARBITAL	1 (0.3%)	1 (0.3%)
PHENYTOIN	1 (0.3%)	1 (0.3%)
CANNABIS SATIVA	1 (0.3%)	0
CARBAMAZEPINE	1 (0.3%)	0
CLOBAZAM	1 (0.3%)	0
LAMOTRIGINE	1 (0.3%)	0
MECOBALAMIN;PREGABALIN	0	1 (0.3%)
OXCARBAZEPINE	1 (0.3%)	0
PHENYTOIN SODIUM	0	1 (0.3%)
TOPIRAMATE	0	1 (0.3%)
VALPROATE SODIUM	0	1 (0.3%)
VALPROIC ACID	0	1 (0.3%)
ZONISAMIDE	1 (0.3%)	0
CORTICOSTEROIDS FOR SYSTEMIC USE		
Total number of patients with at least one treatment	59 (17.8%)	60 (18.3%)
Total number of treatments	114	117
PREDNISONE	20 (6.0%)	18 (5.5%)
DEXAMETHASONE	8 (2.4%)	13 (4.0%)
METHYLPREDNISOLONE	9 (2.7%)	8 (2.4%)
TRIAMCINOLONE ACETONIDE	7 (2.1%)	5 (1.5%)
PREDNISOLONE	6 (1.8%)	4 (1.2%)
CORTISONE	5 (1.5%)	2 (0.6%)
HYDROCORTISONE	2 (0.6%)	5 (1.5%)
TRIAMCINOLONE	3 (0.9%)	4 (1.2%)
BETAMETHASONE	4 (1.2%)	2 (0.6%)
STEROIDS	0	6 (1.8%)
KETOCONAZOLE	1 (0.3%)	3 (0.9%)
BETAMETHASONE DIPROPIONATE	2 (0.6%)	1 (0.3%)
CORTICOSTEROID NOS	2 (0.6%)	1 (0.3%)

HYDROCORTISONE BUTYRATE	2 (0.6%)	1 (0.3%)
METHYLPREDNISOLONE SODIUM SUCCINATE	2 (0.6%)	1 (0.3%)
DEXAMETHASONE SODIUM PHOSPHATE	1 (0.3%)	1 (0.3%)
BETAMETHASONE DIPROPIONATE;BETAMETHASONE SODIUM PHOSPHATE	0	1 (0.3%)
BETAMETHASONE SODIUM PHOSPHATE	1 (0.3%)	0
BETAMETHASONE VALERATE	1 (0.3%)	0
BETAMETHASONE;DEXCHLORPHENIRAMINE MALEATE	1 (0.3%)	0
CORTICOSTEROIDS	0	1 (0.3%)
CORTICOSTEROIDS FOR SYSTEMIC USE	0	1 (0.3%)
CORTISONE ACETATE	1 (0.3%)	0
DEFLAZACORT	1 (0.3%)	0
DEXAMETHASONE ACETATE	0	1 (0.3%)
DEXAMETHASONE PHOSPHATE	1 (0.3%)	0
FLUDROCORTISONE	0	1 (0.3%)
HYDROCORTISONE SODIUM SUCCINATE	0	1 (0.3%)
METHYLPREDNISOLONE ACETATE	1 (0.3%)	0
PREDNISONE ACETATE	1 (0.3%)	0
TRIAMCINOLONE HEXACETONIDE	0	1 (0.3%)
COUGH AND COLD PREPARATIONS		
Total number of patients with at least one treatment	61 (18.4%)	58 (17.7%)
Total number of treatments	227	98
SODIUM CHLORIDE	14 (4.2%)	20 (6.1%)
ZINC	9 (2.7%)	8 (2.4%)
GUAIFENESIN	5 (1.5%)	9 (2.8%)
BENZONATATE	10 (3.0%)	3 (0.9%)
HYDROCODONE	5 (1.5%)	8 (2.4%)
ACETYLCYSTEINE	8 (2.4%)	4 (1.2%)
ELECTROLYTES NOS	2 (0.6%)	5 (1.5%)
AMBROXOL	3 (0.9%)	1 (0.3%)
AMBROXOL HYDROCHLORIDE	2 (0.6%)	2 (0.6%)
DEXTROMETHORPHAN HYDROBROMIDE;GUAIFENESIN	1 (0.3%)	3 (0.9%)
ERDOSTEINE	2 (0.6%)	2 (0.6%)
SAMBUCUS NIGRA	2 (0.6%)	2 (0.6%)
BROMHEXINE HYDROCHLORIDE	3 (0.9%)	0
BUTAMIRATE CITRATE	2 (0.6%)	1 (0.3%)
CARBOCISTEINE	3 (0.9%)	0
DEXTROMETHORPHAN	2 (0.6%)	1 (0.3%)
DEXTROMETHORPHAN HYDROBROMIDE	1 (0.3%)	2 (0.6%)
CODEINE PHOSPHATE	1 (0.3%)	1 (0.3%)
DEXTROMETHORPHAN HYDROBROMIDE;LYSOZYME HYDROCHLORIDE;POTASSIUM CRESOLSULFONATE	2 (0.6%)	0
GLYCYRRHIZA GLABRA EXTRACT	1 (0.3%)	1 (0.3%)
HERBAL COUGH AND COLD REMEDIES, OTHER	2 (0.6%)	0
IODINE	0	2 (0.6%)
LINUM USITATISSIMUM SEED OIL	2 (0.6%)	0
MENTHOL	0	2 (0.6%)
ALTHAEA OFFICINALIS;THYMUS VULGARIS	1 (0.3%)	0

AMMONIUM BICARBONATE;CEPHAELIS SPP. TINCTURE	0	1 (0.3%)
AMMONIUM CHLORIDE;CHLORPHENAMINE MALEATE;DIHYDROCODEINE BITARTRATE;METHYLEPHEDRINE HYDROCHLORIDE-DL	1 (0.3%)	0
ARCTIUM LAPPA;FORSYTHIA SUSPENSA;GLYCINE MAX;GLYCYRRHIZA GLABRA;LONICERA SPP. FLOWER;LOPHATHERUM GRACILE;MENTHA CANADENSIS;PHRAGMITES COMMUNIS RHIZOME;PLATYCODON GRANDIFLORUS;SCHIZONEPETA TENUIFOLIA	1 (0.3%)	0
ASTER TATARICUS ROOT;CITRUS AURANTIUM PERICARP;CYNANCHUM SPP. ROOT WITH RHIZOME;GLYCYRRHIZA SPP. ROOT WITH RHIZOME;PLATYCODON GRANDIFLORUS ROOT;SCHIZONEPETA TENUIFOLIA HERB;STEMONA SPP. ROOT	1 (0.3%)	0
BENPROPERINE	1 (0.3%)	0
BENPROPERINE PHOSPHATE	1 (0.3%)	0
BROMHEXINE HYDROCHLORIDE;DOXYLAMINE SUCCINATE;ORCIPRENALINE SULFATE	1 (0.3%)	0
BUTAMIRATE	1 (0.3%)	0
CHLORPHENAMINE MALEATE;DEXTROMETHORPHAN HYDROBROMIDE;PARACETAMOL	0	1 (0.3%)
CHLORPHENAMINE MALEATE;DEXTROMETHORPHAN HYDROBROMIDE;PSEUDOEPHEDRINE	1 (0.3%)	0
CHLORPHENAMINE MALEATE;DIPROPHYLLINE;METHYLEPHEDRINE HYDROCHLORIDE-DL;PAPAVERINE HYDROCHLORIDE	1 (0.3%)	0
CHLORPHENAMINE MALEATE;PARACETAMOL;PHENYLEPHRINE HYDROCHLORIDE	0	1 (0.3%)
CINNAMOMUM CASSIA;EPHEDRA SPP. HERB;GLYCYRRHIZA GLABRA;PAEONIA LACTIFLORA;PUERARIA LOBATA ROOT;ZINGIBER OFFICINALE;ZIZIPHUS JUJUBA	1 (0.3%)	0
CINNAMOMUM CASSIA;GLYCYRRHIZA SPP.;PAEONIA LACTIFLORA;ZINGIBER OFFICINALE;ZIZIPHUS JUJUBA	1 (0.3%)	0
CITRUS RETICULATA FRUIT PEEL	1 (0.3%)	0
CLOPERASTINE FENDIZOATE	0	1 (0.3%)
CODEINE PHOSPHATE;GUAIFENESIN	1 (0.3%)	0
CODEINE PHOSPHATE;TERPIN	1 (0.3%)	0
CODEINE;GUAIFENESIN	1 (0.3%)	0
DEXTROMETHORPHAN HYDROBROMIDE;EPHEDRINE HYDROCHLORIDE;PROMETHAZINE HYDROCHLORIDE	0	1 (0.3%)
DEXTROMETHORPHAN HYDROBROMIDE;LYSOZYME CHLORIDE	1 (0.3%)	0
DEXTROMETHORPHAN HYDROBROMIDE;LYSOZYME CHLORIDE;POTASSIUM CRESOLSULFONATE	1 (0.3%)	0
DEXTROMETHORPHAN HYDROBROMIDE;PROMETHAZINE HYDROCHLORIDE	0	1 (0.3%)
DIHYDROCODEINE	1 (0.3%)	0
DIMEMORFAN	1 (0.3%)	0
DIMEMORFAN PHOSPHATE	1 (0.3%)	0
EPRAZINONE	1 (0.3%)	0
EQUISETUM HYEMALE HERB	1 (0.3%)	0
FALLOPIA MULTIFLORA	1 (0.3%)	0

FRITILLARIA THUNBERGII BULB	1 (0.3%)	0
GLYCEROL	1 (0.3%)	0
GLYCYRRHIZA GLABRA EXTRACT;PAPAVER SOMNIFERUM;PIMPINELLA ANISUM OIL	1 (0.3%)	0
GLYCYRRHIZA GLABRA ROOT	1 (0.3%)	0
HOMATROPINE METHYLBROMIDE;HYDROCODONE BITARTRATE	0	1 (0.3%)
HOMATROPINE;HYDROCODONE	0	1 (0.3%)
HOUTTUYNIA CORDATA	1 (0.3%)	0
IRIS DOMESTICA	1 (0.3%)	0
LAVANDULA LATIFOLIA OIL	0	1 (0.3%)
LEVODROPROPIZINE	1 (0.3%)	0
LYCIUM BARBARUM FRUIT	1 (0.3%)	0
MANNITOL	0	1 (0.3%)
NOSCAPINE	1 (0.3%)	0
OPHIOPOGON JAPONICUS	1 (0.3%)	0
OPHIOPOGON JAPONICUS ROOT	1 (0.3%)	0
OTHER COUGH SUPPRESSANTS AND EXPECTORANTS	0	1 (0.3%)
OXOLAMINE CITRATE	1 (0.3%)	0
PELARGONIUM SIDOIDES EXTRACT	0	1 (0.3%)
PENTOXYVERINE CITRATE	1 (0.3%)	0
PLATYCODON GRANDIFLORUS ROOT	1 (0.3%)	0
PRUNUS MUME FRUIT	1 (0.3%)	0
SAPOSHNIKOVIA DIVARICATA ROOT	1 (0.3%)	0
STREPTODORNASE;STREPTOKINASE	1 (0.3%)	0
TERPIN	1 (0.3%)	0
TRICHOSANTHES KIRILOWII	1 (0.3%)	0
ZINC GLUCONATE	1 (0.3%)	0
GYNECOLOGICAL ANTIINFECTIVES AND ANTISEPTICS		
Total number of patients with at least one treatment	61 (18.4%)	58 (17.7%)
Total number of treatments	91	73
ASCORBIC ACID	19 (5.7%)	20 (6.1%)
CIPROFLOXACIN	13 (3.9%)	12 (3.7%)
POTASSIUM	12 (3.6%)	6 (1.8%)
METRONIDAZOLE	8 (2.4%)	8 (2.4%)
CLINDAMYCIN	9 (2.7%)	5 (1.5%)
ANTIBIOTICS	6 (1.8%)	2 (0.6%)
KETOCONAZOLE	1 (0.3%)	3 (0.9%)
CHLORHEXIDINE GLUCONATE	2 (0.6%)	1 (0.3%)
CLOTRIMAZOLE	1 (0.3%)	2 (0.6%)
LACTOBACILLUS RHAMNOSUS	0	3 (0.9%)
CICLOPIROX	1 (0.3%)	1 (0.3%)
CLINDAMYCIN HYDROCHLORIDE	1 (0.3%)	1 (0.3%)
CHLORHEXIDINE	1 (0.3%)	0
CHLORQUINALDOL	1 (0.3%)	0
ECONAZOLE	0	1 (0.3%)
FLUTRIMAZOLE	0	1 (0.3%)
MICONAZOLE	0	1 (0.3%)

NIFURATEL	0	1 (0.3%)
NYSTATIN	0	1 (0.3%)
NYSTATIN;TRIAMCINOLONE ACETONIDE	0	1 (0.3%)
OCTENIDINE HYDROCHLORIDE;PHENOXYETHANOL	1 (0.3%)	0
ORNIDAZOLE	1 (0.3%)	0
POVIDONE-IODINE	1 (0.3%)	0
SILVER	1 (0.3%)	0
ANTIANEMIC PREPARATIONS		
Total number of patients with at least one treatment	65 (19.6%)	51 (15.6%)
Total number of treatments	85	65
FOLIC ACID	13 (3.9%)	13 (4.0%)
VITAMIN B12 NOS	17 (5.1%)	8 (2.4%)
MINERALS NOS;VITAMINS NOS	13 (3.9%)	8 (2.4%)
CYANOCOBALAMIN	7 (2.1%)	11 (3.4%)
FERROUS SULFATE	9 (2.7%)	4 (1.2%)
MECOBALAMIN	5 (1.5%)	2 (0.6%)
IRON	2 (0.6%)	4 (1.2%)
VITAMIN B NOS	4 (1.2%)	2 (0.6%)
HYDROXOCOBALAMIN	2 (0.6%)	1 (0.3%)
CYANOCOBALAMIN;FOLIC ACID;PYRIDOXINE HYDROCHLORIDE	1 (0.3%)	1 (0.3%)
ASCORBIC ACID;FERROUS SULFATE	1 (0.3%)	0
ASCORBIC ACID;IRON	0	1 (0.3%)
CALCIUM PANTOTHENATE;COPPER SULFATE;CYANOCOBALAMIN;FERROUS FUMARATE;FOLIC ACID;MAGNESIUM SULFATE;MANGANESE SULFATE;NICOTINAMIDE;PYRIDOXINE HYDROCHLORIDE;RIBOFLAVIN;SODIUM ASCORBATE;THIAMINE MONONITRATE;ZINC;ZINC SULFATE	0	1 (0.3%)
FERRIC CARBOXYMALTOSE	1 (0.3%)	0
FERRIC HYDROXIDE POLYMALTOSE COMPLEX	0	1 (0.3%)
FERRITIN	0	1 (0.3%)
FERROUS FUMARATE	0	1 (0.3%)
FERROUS GLUCONATE	1 (0.3%)	0
FERROUS GLYCINE SULFATE	1 (0.3%)	0
FERROUS SULFATE EXSICCATED;SODIUM ASCORBATE	0	1 (0.3%)
FERROUS SULFATE;FOLIC ACID	0	1 (0.3%)
FOLIC ACID;VITAMIN B NOS	0	1 (0.3%)
FOLIC ACID;VITAMIN B12 NOS	0	1 (0.3%)
IRON POLYSACCHARIDE COMPLEX	0	1 (0.3%)
LYCIUM BARBARUM FRUIT	1 (0.3%)	0
MECOBALAMIN;PREGABALIN	0	1 (0.3%)
ANTIHISTAMINES FOR SYSTEMIC USE		
Total number of patients with at least one treatment	60 (18.1%)	41 (12.5%)
Total number of treatments	86	65
LORATADINE	13 (3.9%)	9 (2.8%)

CETIRIZINE HYDROCHLORIDE	9 (2.7%)	6 (1.8%)
DIPHENHYDRAMINE HYDROCHLORIDE	9 (2.7%)	4 (1.2%)
FEXOFENADINE HYDROCHLORIDE	4 (1.2%)	5 (1.5%)
MECLOZINE	2 (0.6%)	5 (1.5%)
CETIRIZINE	5 (1.5%)	1 (0.3%)
DESLORATADINE	4 (1.2%)	1 (0.3%)
DIPHENHYDRAMINE	2 (0.6%)	3 (0.9%)
HYDROXYZINE	5 (1.5%)	0
FEXOFENADINE	1 (0.3%)	3 (0.9%)
LEVOCETIRIZINE DIHYDROCHLORIDE	2 (0.6%)	2 (0.6%)
CHLORPHENAMINE MALEATE	0	3 (0.9%)
ANTIHISTAMINES	2 (0.6%)	0
AZELASTINE	2 (0.6%)	0
MECLOZINE HYDROCHLORIDE	1 (0.3%)	1 (0.3%)
PIPRINHYDRINATE	2 (0.6%)	0
ANTAZOLINE MESILATE	1 (0.3%)	0
AZELASTINE HYDROCHLORIDE	1 (0.3%)	0
BEPOTASTINE BESILATE	1 (0.3%)	0
BILASTINE	1 (0.3%)	0
CYPROHEPTADINE	1 (0.3%)	0
DEXCHLORPHENIRAMINE MALEATE	0	1 (0.3%)
DIMENHYDRINATE	1 (0.3%)	0
EBASTINE	0	1 (0.3%)
EPINASTINE HYDROCHLORIDE	1 (0.3%)	0
FEXOFENADINE HYDROCHLORIDE;PSEUDOEPHEDRINE HYDROCHLORIDE	1 (0.3%)	0
HYDROXYZINE HYDROCHLORIDE	1 (0.3%)	0
LEVOCETIRIZINE	0	1 (0.3%)
MEPYRAMINE MALEATE	1 (0.3%)	0
MEQUITAZINE	1 (0.3%)	0
PROMETHAZINE	1 (0.3%)	0
ANTIBIOTICS AND CHEMOTHERAPEUTICS FOR DERMATOLOGICAL USE		
Total number of patients with at least one treatment	48 (14.5%)	48 (14.7%)
Total number of treatments	74	62
CIPROFLOXACIN	13 (3.9%)	12 (3.7%)
DOXYCYCLINE	12 (3.6%)	11 (3.4%)
METRONIDAZOLE	8 (2.4%)	8 (2.4%)
ACICLOVIR	8 (2.4%)	5 (1.5%)
ANTIBIOTICS	6 (1.8%)	2 (0.6%)
CLARITHROMYCIN	3 (0.9%)	3 (0.9%)
MUPIROCIN	2 (0.6%)	4 (1.2%)
CIPROFLOXACIN HYDROCHLORIDE	0	3 (0.9%)
ERYTHROMYCIN	1 (0.3%)	1 (0.3%)
GENTAMICIN	1 (0.3%)	1 (0.3%)
LYSOZYME	1 (0.3%)	1 (0.3%)
MOXIFLOXACIN	1 (0.3%)	1 (0.3%)
NEOMYCIN SULFATE	0	2 (0.6%)

OFLOXACIN	1 (0.3%)	1 (0.3%)
BENZYLPENICILLIN	0	1 (0.3%)
GENTAMICIN SULFATE	1 (0.3%)	0
IMIQUIMOD	0	1 (0.3%)
LYSOZYME HYDROCHLORIDE	1 (0.3%)	0
NEOMYCIN	0	1 (0.3%)
NEOMYCIN;TYROTHRICIN	0	1 (0.3%)
PENCICLOVIR	1 (0.3%)	0
RIFAXIMIN	1 (0.3%)	0
DRUGS FOR CONSTIPATION		
Total number of patients with at least one treatment	43 (13.0%)	53 (16.2%)
Total number of treatments	123	114
SODIUM CHLORIDE	14 (4.2%)	20 (6.1%)
MACROGOL 3350	3 (0.9%)	8 (2.4%)
DOCUSATE SODIUM	3 (0.9%)	7 (2.1%)
MAGNESIUM OXIDE	4 (1.2%)	6 (1.8%)
BISACODYL	5 (1.5%)	4 (1.2%)
DOCUSATE SODIUM;SENNOSIDE A+B	2 (0.6%)	6 (1.8%)
MACROGOL 3350;POTASSIUM CHLORIDE;SODIUM BICARBONATE;SODIUM CHLORIDE	3 (0.9%)	5 (1.5%)
LACTULOSE	2 (0.6%)	4 (1.2%)
MAGNESIUM SULFATE	3 (0.9%)	3 (0.9%)
DOCUSATE;SENNA ALEXANDRINA	3 (0.9%)	2 (0.6%)
CONTACT LAXATIVES	1 (0.3%)	3 (0.9%)
MACROGOL	1 (0.3%)	3 (0.9%)
MAGNESIUM HYDROXIDE	2 (0.6%)	2 (0.6%)
PLANTAGO OVATA	4 (1.2%)	0
SAMBUCUS NIGRA	2 (0.6%)	2 (0.6%)
CITRIC ACID;MAGNESIUM OXIDE;SODIUM PICOSULFATE	1 (0.3%)	2 (0.6%)
DOCUSATE	1 (0.3%)	2 (0.6%)
OTHER DRUGS FOR CONSTIPATION	1 (0.3%)	2 (0.6%)
SENNA SPP.	1 (0.3%)	2 (0.6%)
LINACLOTIDE	0	2 (0.6%)
LINUM USITATISSIMUM SEED OIL	2 (0.6%)	0
MAGNESIUM CITRATE	1 (0.3%)	1 (0.3%)
NALOXEGOL OXALATE	0	2 (0.6%)
PARAFFIN, LIQUID	1 (0.3%)	1 (0.3%)
SENNOSIDE A+B	1 (0.3%)	1 (0.3%)
SODIUM PHOSPHATE	1 (0.3%)	1 (0.3%)
ANEMARRHENA ASPHODELOIDES RHIZOME	1 (0.3%)	0
ANGELICA SINENSIS ROOT	1 (0.3%)	0
ASCORBIC ACID;MACROGOL 3350;POTASSIUM CHLORIDE;SODIUM ASCORBATE;SODIUM CHLORIDE;SODIUM SULFATE ANHYDROUS	1 (0.3%)	0
DOCUSATE;SENNOSIDE A+B	1 (0.3%)	0
ELECTROLYTES NOS;MACROGOL	1 (0.3%)	0
FALLOPIA MULTIFLORA	1 (0.3%)	0
FIBRE, DIETARY	0	1 (0.3%)

FRITILLARIA THUNBERGII BULB	1 (0.3%)	0
GLYCEROL	1 (0.3%)	0
IRIS DOMESTICA	1 (0.3%)	0
LUBIPROSTONE	0	1 (0.3%)
LYCIUM BARBARUM FRUIT	1 (0.3%)	0
MACROGOL 4000	0	1 (0.3%)
MAGNESIUM CARBONATE;MAGNESIUM OXIDE	0	1 (0.3%)
MANNITOL	0	1 (0.3%)
NALDEMEDINE TOSILATE	0	1 (0.3%)
NALOXONE	0	1 (0.3%)
PHYLLANTHUS EMBLICA;TERMINALIA BELLIRICA;TERMINALIA CHEBULA	1 (0.3%)	0
PLANTAGO AFRA	0	1 (0.3%)
PLANTAGO SPP.	1 (0.3%)	0
PLECANATIDE	0	1 (0.3%)
POLYCARBOPHIL CALCIUM	0	1 (0.3%)
POTASSIUM PHOSPHATE DIBASIC;POTASSIUM PHOSPHATE MONOBASIC	1 (0.3%)	0
PRUCALOPRIDE	1 (0.3%)	0
REHMANNIA GLUTINOSA ROOT	1 (0.3%)	0
SENNOSIDE A+B CALCIUM	1 (0.3%)	0
SODIUM PHOSPHATE DIBASIC;SODIUM PHOSPHATE MONOBASIC	0	1 (0.3%)
SODIUM PHOSPHATE MONOBASIC (ANHYDROUS)	0	1 (0.3%)
SODIUM PICOSULFATE	0	1 (0.3%)
OPHTHALMOLOGICAL AND OTOLOGICAL PREPARATIONS		
Total number of patients with at least one treatment	38 (11.5%)	49 (15.0%)
Total number of treatments	73	79
CIPROFLOXACIN	13 (3.9%)	12 (3.7%)
DEXAMETHASONE	8 (2.4%)	13 (4.0%)
LEVOFLOXACIN	7 (2.1%)	7 (2.1%)
PREDNISOLONE	6 (1.8%)	4 (1.2%)
BETAMETHASONE	4 (1.2%)	2 (0.6%)
STEROIDS	0	6 (1.8%)
CHLORHEXIDINE GLUCONATE	2 (0.6%)	1 (0.3%)
CIPROFLOXACIN HYDROCHLORIDE	0	3 (0.9%)
CORTICOSTEROID NOS	2 (0.6%)	1 (0.3%)
DEXAMETHASONE SODIUM PHOSPHATE	1 (0.3%)	1 (0.3%)
GENTAMICIN	1 (0.3%)	1 (0.3%)
NEOMYCIN SULFATE	0	2 (0.6%)
OFLOXACIN	1 (0.3%)	1 (0.3%)
BETAMETHASONE SODIUM PHOSPHATE	1 (0.3%)	0
CHLORHEXIDINE	1 (0.3%)	0
CORTICOSTEROIDS	0	1 (0.3%)
DEXAMETHASONE ACETATE	0	1 (0.3%)
DEXAMETHASONE;NEOMYCIN SULFATE;POLYMYXIN B SULFATE	0	1 (0.3%)
GENTAMICIN SULFATE	1 (0.3%)	0

NEOMYCIN	0	1 (0.3%)
ANTIPRURITICS, INCL. ANTIHISTAMINES, ANESTHETICS, ETC.		
Total number of patients with at least one treatment	52 (15.7%)	34 (10.4%)
Total number of treatments	86	57
LORATADINE	13 (3.9%)	9 (2.8%)
CETIRIZINE HYDROCHLORIDE	9 (2.7%)	6 (1.8%)
DIPHENHYDRAMINE HYDROCHLORIDE	9 (2.7%)	4 (1.2%)
LIDOCAINE	5 (1.5%)	4 (1.2%)
CETIRIZINE	5 (1.5%)	1 (0.3%)
DESLORATADINE	4 (1.2%)	1 (0.3%)
DIPHENHYDRAMINE	2 (0.6%)	3 (0.9%)
HYDROXYZINE	5 (1.5%)	0
CHLORPHENAMINE MALEATE	0	3 (0.9%)
ANTIHISTAMINES	2 (0.6%)	0
LIDOCAINE HYDROCHLORIDE	2 (0.6%)	0
MENTHOL	0	2 (0.6%)
ANESTHETICS, LOCAL	1 (0.3%)	0
CHLORHEXIDINE;LIDOCAINE	0	1 (0.3%)
CROTAMITON	0	1 (0.3%)
DEXCHLORPHENIRAMINE MALEATE	0	1 (0.3%)
DICTAMNUS DASYCARPUS	1 (0.3%)	0
DIMETICONE;MENTHOL;PRAMOCAINE HYDROCHLORIDE	0	1 (0.3%)
DIPHENHYDRAMINE HYDROCHLORIDE;ZINC ACETATE	0	1 (0.3%)
DOXEPIN	1 (0.3%)	0
FALLOPIA MULTIFLORA	1 (0.3%)	0
HYDROXYZINE HYDROCHLORIDE	1 (0.3%)	0
MENTHOL;METHYL SALICYLATE	0	1 (0.3%)
MEPYRAMINE MALEATE	1 (0.3%)	0
PROMETHAZINE	1 (0.3%)	0
SCUTELLARIA BAICALENSIS ROOT	1 (0.3%)	0
PREPARATIONS FOR TREATMENT OF WOUNDS AND ULCERS		
Total number of patients with at least one treatment	50 (15.1%)	35 (10.7%)
Total number of treatments	83	38
SODIUM CHLORIDE	14 (4.2%)	20 (6.1%)
FISH OIL	21 (6.3%)	12 (3.7%)
LYSINE	6 (1.8%)	1 (0.3%)
BROMELAINS	2 (0.6%)	0
COD-LIVER OIL	2 (0.6%)	0
HYALURONATE SODIUM	2 (0.6%)	0
HYALURONIC ACID	1 (0.3%)	1 (0.3%)
ALBIZIA JULIBRISSIN	1 (0.3%)	0
ALPROSTADIL	0	1 (0.3%)
DEXPANTHENOL	0	1 (0.3%)
DIMETICONE	1 (0.3%)	0
FALLOPIA MULTIFLORA	1 (0.3%)	0

HONEY	1 (0.3%)	0
HOUTTUYNIA CORDATA	1 (0.3%)	0
HYLAN G-F 20	1 (0.3%)	0
NEPIDERMIN	1 (0.3%)	0
PANTOTHENIC ACID	0	1 (0.3%)
PRUNELLA VULGARIS	1 (0.3%)	0
STREPTODORNASE	1 (0.3%)	0
STREPTODORNASE;STREPTOKINASE	1 (0.3%)	0
ALL OTHER NON-THERAPEUTIC PRODUCTS		
Total number of patients with at least one treatment	33 (10.0%)	43 (13.1%)
Total number of treatments	43	51
ASCORBIC ACID	19 (5.7%)	20 (6.1%)
SODIUM CHLORIDE	14 (4.2%)	20 (6.1%)
PENICILLIN NOS	0	3 (0.9%)
ALL OTHER NON-THERAPEUTIC PRODUCTS	0	2 (0.6%)
HYALURONIC ACID	1 (0.3%)	1 (0.3%)
MENTHOL	0	2 (0.6%)
BENTONITE	0	1 (0.3%)
ETHANOL	1 (0.3%)	0
SODIUM HYPOCHLORITE	0	1 (0.3%)
GENERAL NUTRIENTS		
Total number of patients with at least one treatment	41 (12.4%)	34 (10.4%)
Total number of treatments	51	41
FISH OIL	21 (6.3%)	12 (3.7%)
MINERALS NOS;VITAMINS NOS	13 (3.9%)	8 (2.4%)
GLUCOSE	1 (0.3%)	7 (2.1%)
LYSINE	6 (1.8%)	1 (0.3%)
ARGININE	2 (0.6%)	1 (0.3%)
HERBAL NOS;MINERALS NOS;VITAMINS NOS	0	3 (0.9%)
ASPARAGINE	0	2 (0.6%)
LINUM USITATISSIMUM SEED OIL	2 (0.6%)	0
ASCORBIC ACID;BIOTIN;CALCIUM;CARBOHYDRATES NOS;CHLORIDE;COLECALCIFEROL;COPPER;CYANOCOBALAMIN;FATS NOS;FOLIC ACID;IRON;MAGNESIUM;MANGANESE;NICOTINAMIDE;PANTOTHENIC ACID;PHOSPHORUS;POTASSIUM;PROTEINS NOS;PYRIDOXINE;RETINOL;RIBOFLAVIN;SODIUM;THIAMINE;TOCOPHEROL;ZINC	0	1 (0.3%)
ASCORBIC ACID;ERGOCALCIFEROL;FERRIC SODIUM PYROPHOSPHATE;MILK, FAT FREE;NICOTINAMIDE;RETINOL PALMITATE;RIBOFLAVIN;THIAMINE HYDROCHLORIDE	0	1 (0.3%)
CARBOHYDRATES NOS;FATTY ACIDS NOS;MINERALS NOS;PROTEINS NOS;VITAMINS NOS	0	1 (0.3%)
CARBOHYDRATES/PROTEINS/MINERALS/VITAMINS, COMBINATIONS	1 (0.3%)	0
DEXTRIN	1 (0.3%)	0

DOCOSAHEXAENOIC ACID	1 (0.3%)	0
LECITHIN	1 (0.3%)	0
NUTRIENTS NOS	1 (0.3%)	0
OTHER NUTRIENTS	0	1 (0.3%)
OTHER ALIMENTARY TRACT AND METABOLISM PRODUCTS		
Total number of patients with at least one treatment	44 (13.3%)	29 (8.9%)
Total number of treatments	74	39
PROBIOTICS NOS	11 (3.3%)	6 (1.8%)
UBIDECARENONE	13 (3.9%)	4 (1.2%)
ZINC	9 (2.7%)	8 (2.4%)
ACETYLCYSTEINE	8 (2.4%)	4 (1.2%)
LYSINE	6 (1.8%)	1 (0.3%)
SUCRALFATE	3 (0.9%)	3 (0.9%)
ARGININE	2 (0.6%)	1 (0.3%)
ORNITHINE	0	3 (0.9%)
THIOCTIC ACID	0	2 (0.6%)
ASTAXANTHIN;TOCOPHEROL	0	1 (0.3%)
CALCIUM BETA-HYDROXY BETA-METHYLBUTYRATE;CALCIUM PROPIONATE;TOCOPHERYL ACETATE	0	1 (0.3%)
CALCIUM CARBONATE;GYNOSTEMMA PENTAPHYLLUM;HESPERIDIN	0	1 (0.3%)
CARNITINE	1 (0.3%)	0
FIBRE, DIETARY	0	1 (0.3%)
PREBIOTICS NOS;PROBIOTICS NOS	0	1 (0.3%)
PRONASE;SODIUM BICARBONATE	1 (0.3%)	0
REYNOUTRIA JAPONICA;VITIS VINIFERA	1 (0.3%)	0
SODIUM BICARBONATE	1 (0.3%)	0
TAURINE	0	1 (0.3%)
UNSPECIFIED HERBAL AND TRADITIONAL MEDICINE		
Total number of patients with at least one treatment	39 (11.8%)	34 (10.4%)
Total number of treatments	404	61
CURCUMA LONGA	7 (2.1%)	7 (2.1%)
KRILL OIL	1 (0.3%)	5 (1.5%)
VACCINIUM SPP.	4 (1.2%)	2 (0.6%)
GINKGO BILOBA EXTRACT	2 (0.6%)	3 (0.9%)
HERBAL NOS	4 (1.2%)	1 (0.3%)
MONASCUS PURPUREUS	2 (0.6%)	2 (0.6%)
PLANTAGO OVATA	4 (1.2%)	0
SAMBUCUS NIGRA	2 (0.6%)	2 (0.6%)
UNSPECIFIED HERBAL AND TRADITIONAL MEDICINE	2 (0.6%)	2 (0.6%)
ALLIUM SATIVUM	2 (0.6%)	1 (0.3%)
GINKGO BILOBA	3 (0.9%)	0
SENNA SPP.	1 (0.3%)	2 (0.6%)
SERENOA REPENS	2 (0.6%)	1 (0.3%)
SILYBUM MARIANUM	3 (0.9%)	0
ARTEMISIA ARGYI	1 (0.3%)	1 (0.3%)

CINNAMOMUM SPP.	1 (0.3%)	1 (0.3%)
CITRUS BERGAMIA	1 (0.3%)	1 (0.3%)
ECHINACEA SPP.	1 (0.3%)	1 (0.3%)
GLYCYRRHIZA GLABRA EXTRACT	1 (0.3%)	1 (0.3%)
HERBAL COUGH AND COLD REMEDIES, OTHER	2 (0.6%)	0
LINUM USITATISSIMUM SEED OIL	2 (0.6%)	0
LONICERA SPP.	1 (0.3%)	1 (0.3%)
SERENOA REPENS EXTRACT	0	2 (0.6%)
ABALONE SHELL	1 (0.3%)	0
ACANTHOPANAX GRACILISTYLUS;ACHYRANTHES BIDENTATA;CIBOTIUM BAROMETZ;EUCOMMIA ULMOIDES;GLYCINE MAX;SAPOSHNIKOVIA DIVARICATA	0	1 (0.3%)
ACORUS CALAMUS;BACOPA MONNIERI;CELASTRUS PANICULATUS;CENTELLA ASIATICA;EVOLVULUS ALSINOIDES;FOENICULUM VULGARE;GLYCYRRHIZA GLABRA;MYRISTICA FRAGRANS;TERMINALIA ARJUNA;WITHANIA SOMNIFERA	1 (0.3%)	0
ALBIZIA JULIBRISSIN	1 (0.3%)	0
ALTHAEA OFFICINALIS;THYMUS VULGARIS	1 (0.3%)	0
AMOMUM VILLOSUM FRUIT	1 (0.3%)	0
ANEMARRHENA ASPHODELOIDES RHIZOME	1 (0.3%)	0
ANEMOPAEGMA ARVENSE	1 (0.3%)	0
ANGELICA ACUTILOBA ROOT;ATRACTYLODES LANCEA RHIZOME;BUPLEURUM FALCATUM ROOT;CNIDIUM OFFICINALE RHIZOME;GLYCYRRHIZA SPP. ROOT;PORIA COCOS SCLEROTIUM;UNCARIA SPP. HOOK	1 (0.3%)	0
ANGELICA POLYMORPHA;ATRACTYLODES MACROCEPHALA;BUPLEURUM FALCATUM;GLYCYRRHIZA URALENSIS;MENTHA CANADENSIS;PAEONIA LACTIFLORA;PORIA COCOS;ZINGIBER OFFICINALE	1 (0.3%)	0
ANGELICA SINENSIS ROOT	1 (0.3%)	0
ANGELICA SINENSIS ROOT;GLEHNIA LITTORALIS ROOT;LYCIUM BARBARUM FRUIT;MELIA AZEDARACH FRUIT;OPHIOPOGON JAPONICUS;REHMANNIA GLUTINOSA ROOT	1 (0.3%)	0
ANIMAL UNSPECIFIED;ASCORBIC ACID;HERBAL NOS;MINERALS NOS;NICOTINIC ACID;PYRIDOXINE HYDROCHLORIDE;RIBOFLAVIN;VITAMIN E NOS	0	1 (0.3%)
ARCTIUM LAPPA;FORSYTHIA SUSPENSA;GLYCINE MAX;GLYCYRRHIZA GLABRA;LONICERA SPP. FLOWER;LOPHATHERUM GRACILE;MENTHA CANADENSIS;PHRAGMITES COMMUNIS RHIZOME;PLATYCODON GRANDIFLORUS;SCHIZONEPETA TENUIFOLIA	1 (0.3%)	0
ARTEMISIA ARGYI LEAF	0	1 (0.3%)
ASCORBIC ACID;CALCIUM;CORDYCEPS SINENSIS;GANODERMA LUCIDUM;GRIFOLA FRONDOSA;HERICIUM ERINACEUS;VITAMIN D NOS	1 (0.3%)	0
ASCORBYL PALMITATE;BETACAROTENE;BIOFLAVONOIDS NOS;CALCIUM ASCORBATE;CAMELLIA SPP.;SAMBUCUS NIGRA;VACCINIUM MYRTILLUS;VITAMIN E NOS;VITIS VINIFERA SEED;XANTOFYL;ZEAXANTHIN	1 (0.3%)	0

ASTER TATARICUS ROOT;CITRUS AURANTIUM PERICARP;CYNANCHUM SPP. ROOT WITH RHIZOME;GLYCYRRHIZA SPP. ROOT WITH RHIZOME;PLATYCODON GRANDIFLORUS ROOT;SCHIZONEPETA TENUIFOLIA HERB;STEMONA SPP. ROOT	1 (0.3%)	0
ASTRAGALUS SPP.	1 (0.3%)	0
BETULA SPP. LEAF;MATRICARIA RECUTITA HERB;PETROSELINUM CRISPUM ROOT;PHASEOLUS VULGARIS PERICARP;POTASSIUM CITRATE;SODIUM CITRATE;VACCINIUM VITIS-IDAEA LEAF	1 (0.3%)	0
BORON;CALCIUM;CIMICIFUGA RACEMOSA EXTRACT;FOLIC ACID;GLYCINE MAX EXTRACT;MAGNOLIA OFFICINALIS;NICOTINIC ACID;PYRIDOXINE HYDROCHLORIDE;RIBOFLAVIN;SELENIUM;THIAMINE;TOCOPHEROL;VITAMIN B12 NOS	0	1 (0.3%)
BUPLEURUM CHINENSE, ROOT	1 (0.3%)	0
BUPLEURUM FALCATUM	1 (0.3%)	0
CALCIUM CARBONATE;CALCIUM PHOSPHATE DIBASIC;CUCURBITA PEPO SEED;CYANOCOBALAMIN;DL-ALPHA TOCOPHERYL ACETATE;FOLIC ACID;LYCOPENE;MAGNESIUM OXIDE;PRUNUS AFRICANA BARK;PYRIDOXINE HYDROCHLORIDE;SELENIUM AMINO ACID CHELATE;SERENOA REPENS FRUIT;ZINC GLYCINATE	0	1 (0.3%)
CANNABIS SATIVA	1 (0.3%)	0
CENTAURIUM ERYTHRAEA;LEVISTICUM OFFICINALE;ROSMARINUS OFFICINALIS	1 (0.3%)	0
CHRYSANTHEMUM INDICUM	1 (0.3%)	0
CHRYSANTHEMUM X MORIFOLIUM	1 (0.3%)	0
CIMICIFUGA SPP.	1 (0.3%)	0
CINNAMOMUM CASSIA TWIG;EPHEDRA SINICA HERB;GLYCYRRHIZA URALENSIS ROOT;PAEONIA LACTIFLORA ROOT;PINELLIA TERNATA RHIZOME;SCHISANDRA CHINENSIS FRUIT;ZINGIBER OFFICINALE RHIZOME	1 (0.3%)	0
CINNAMOMUM CASSIA;EPHEDRA SPP. HERB;GLYCYRRHIZA GLABRA;PAEONIA LACTIFLORA;PUERARIA LOBATA ROOT;ZINGIBER OFFICINALE;ZIZIPHUS JUJUBA	1 (0.3%)	0
CINNAMOMUM CASSIA;GLYCYRRHIZA SPP.;PAEONIA LACTIFLORA;ZINGIBER OFFICINALE;ZIZIPHUS JUJUBA	1 (0.3%)	0
CITRUS AURANTIUM	1 (0.3%)	0
CITRUS RETICULATA FRUIT PEEL	1 (0.3%)	0
CLEMATIS SPP. EXTRACT;PRUNELLA VULGARIS EXTRACT;TRICHOSANTHES KIRILOWII EXTRACT	1 (0.3%)	0
COLECALCIFEROL;SOLIDAGO VIRGAUREA;VACCINIUM MACROCARPON	0	1 (0.3%)
COPTIS SPP. RHIZOME	1 (0.3%)	0
CORDYCEPS SINENSIS	0	1 (0.3%)
CORYDALIS YANHUSUO TUBER;IPOMOEA NIL SEED	0	1 (0.3%)
CRATAEGUS SPP.	1 (0.3%)	0
DENDROBIUM SPP.	1 (0.3%)	0
DICTAMNUS DASYCARPUS	1 (0.3%)	0
DIONAEA MUSCIPULA	0	1 (0.3%)

DRYOBALANOPS AROMATICA	0	1 (0.3%)
ENZYMES NOS;HERBAL NOS	0	1 (0.3%)
EPHEDRA SPP.	1 (0.3%)	0
EQUISETUM HYEMALE HERB	1 (0.3%)	0
ERIOCAULON BUERGERIANUM	1 (0.3%)	0
EVODIA SPP. FRUIT	1 (0.3%)	0
FALLOPIA MULTIFLORA	1 (0.3%)	0
FORSYTHIA SUSPENSA FRUIT	1 (0.3%)	0
FOSSILIA OSSIS MASTODI	1 (0.3%)	0
FRAXINUS CHINENSIS SUBSP. RHYNCHOPHYLLA	1 (0.3%)	0
FRITILLARIA THUNBERGII BULB	1 (0.3%)	0
GANODERMA LUCIDUM	0	1 (0.3%)
GARDENIA SPP. FRUIT	1 (0.3%)	0
GINSENG NOS	1 (0.3%)	0
GLEHNIA SPP.	1 (0.3%)	0
GLYCINE MAX;PERSEA AMERICANA EXTRACT	0	1 (0.3%)
GLYCYRRHIZA GLABRA EXTRACT;PAPAVER SOMNIFERUM;PIMPINELLA ANISUM OIL	1 (0.3%)	0
GLYCYRRHIZA GLABRA ROOT	1 (0.3%)	0
GLYCYRRHIZA SPP. ROOT WITH RHIZOME;TRITICUM AESTIVUM FRUIT;ZIZIPHUS JUJUBA FRUIT	1 (0.3%)	0
GRIFOLA FRONDOSA	1 (0.3%)	0
HERBAL IMMUNOMODULATORS	0	1 (0.3%)
HERBAL RESPIRATORY SYSTEM REMEDIES, OTHER	1 (0.3%)	0
HOUTTUYNIA CORDATA	1 (0.3%)	0
HYPERICUM PERFORATUM HERB;SCHISANDRA CHINENSIS FRUIT;SCUTELLARIA LATERIFLORA HERB;TURNERA DIFFUSA LEAF	1 (0.3%)	0
IRIS DOMESTICA	1 (0.3%)	0
LAVANDULA LATIFOLIA OIL	0	1 (0.3%)
LIGUSTICUM CHUANXIONG	1 (0.3%)	0
LILIUM SPP. BULB	1 (0.3%)	0
LYCIUM BARBARUM FRUIT	1 (0.3%)	0
MELILOTUS OFFICINALIS EXTRACT	1 (0.3%)	0
MENTHA CANADENSIS	1 (0.3%)	0
MORUS ALBA LEAF	1 (0.3%)	0
OPHIOPOGON JAPONICUS	1 (0.3%)	0
OPHIOPOGON JAPONICUS ROOT	1 (0.3%)	0
OYSTER SHELL	1 (0.3%)	0
PAEONIA SPP. ROOT	1 (0.3%)	0
PAEONIA X SUFFRUTICOSA	1 (0.3%)	0
PASSIFLORA INCARNATA;VALERIANA OFFICINALIS;ZIZIPHUS JUJUBA	1 (0.3%)	0
PELARGONIUM SIDOIDES EXTRACT	0	1 (0.3%)
PHELLODENDRON AMURENSE	0	1 (0.3%)
PHELLODENDRON AMURENSE BARK	1 (0.3%)	0
PHERETIMA SPP.	1 (0.3%)	0
PHYLLANTHUS EMBLICA;TERMINALIA BELLIRICA;TERMINALIA CHEBULA	1 (0.3%)	0
PINELLIA SPP.	1 (0.3%)	0

PINUS SPP.	1 (0.3%)	0
PLANTAGO AFRA	0	1 (0.3%)
PLANTAGO SPP.	1 (0.3%)	0
PLATYCODON GRANDIFLORUS ROOT	1 (0.3%)	0
POLYGALA SPP. ROOT	1 (0.3%)	0
POLYGONATUM ODORATUM RHIZOME	1 (0.3%)	0
PORIA COCOS	1 (0.3%)	0
PRUNELLA VULGARIS	1 (0.3%)	0
PRUNUS ARMENIACA SEED	1 (0.3%)	0
PRUNUS MUME FRUIT	1 (0.3%)	0
PUERARIA LOBATA ROOT	1 (0.3%)	0
REHMANNIA GLUTINOSA ROOT	1 (0.3%)	0
REHMANNIA SPP. ROOT	1 (0.3%)	0
REYNOUTRIA JAPONICA;VITIS VINIFERA	1 (0.3%)	0
SAPOSHNIKOVIA DIVARICATA ROOT	1 (0.3%)	0
SCHISANDRA SPP. FRUIT	1 (0.3%)	0
SCROPHULARIA SPP. ROOT	1 (0.3%)	0
SCUTELLARIA BAICALENSIS ROOT	1 (0.3%)	0
SEPIAE ENDOCONCHA	1 (0.3%)	0
SMILAX GLABRA RHIZOME	0	1 (0.3%)
STEMONA SPP. ROOT TUBER	0	1 (0.3%)
TRAMETES VERSICOLOR	1 (0.3%)	0
TRICHOSANTHES KIRILOWII	1 (0.3%)	0
UNCARIA SPP.	1 (0.3%)	0
VACCINIUM MACROCARPON	0	1 (0.3%)
VACCINIUM MYRTILLUS	0	1 (0.3%)
VACCINIUM MYRTILLUS EXTRACT	1 (0.3%)	0
VACCINIUM MYRTILLUS FRUIT	0	1 (0.3%)
VITIS VINIFERA EXTRACT	1 (0.3%)	0
VITIS VINIFERA SEED	0	1 (0.3%)
ZINGIBER OFFICINALE	1 (0.3%)	0
ANTIEMETICS AND ANTINAUSEANTS		
Total number of patients with at least one treatment	40 (12.1%)	32 (9.8%)
Total number of treatments	49	58
ONDANSETRON	8 (2.4%)	7 (2.1%)
DIPHENHYDRAMINE HYDROCHLORIDE	9 (2.7%)	4 (1.2%)
MECLOZINE	2 (0.6%)	5 (1.5%)
METOCLOPRAMIDE	3 (0.9%)	4 (1.2%)
METOCLOPRAMIDE HYDROCHLORIDE	3 (0.9%)	3 (0.9%)
DIPHENHYDRAMINE	2 (0.6%)	3 (0.9%)
HYDROXYZINE	5 (1.5%)	0
CYANOCOBALAMIN;PYRIDOXINE HYDROCHLORIDE;THIAMINE HYDROCHLORIDE	3 (0.9%)	1 (0.3%)
PROCHLORPERAZINE	2 (0.6%)	2 (0.6%)
GRANISETRON	1 (0.3%)	2 (0.6%)
MECLOZINE HYDROCHLORIDE	1 (0.3%)	1 (0.3%)
ONDANSETRON HYDROCHLORIDE	0	2 (0.6%)

PROCHLORPERAZINE MALEATE	0	2 (0.6%)
RAMOSETRON HYDROCHLORIDE	1 (0.3%)	1 (0.3%)
CANNABIS SATIVA	1 (0.3%)	0
CITRUS RETICULATA FRUIT PEEL	1 (0.3%)	0
DIFENIDOL	0	1 (0.3%)
DIMENHYDRINATE	1 (0.3%)	0
HYDROXYZINE HYDROCHLORIDE	1 (0.3%)	0
LEVOSULPIRIDE	1 (0.3%)	0
PALONOSETRON	0	1 (0.3%)
PROMETHAZINE	1 (0.3%)	0
RAMOSETRON	0	1 (0.3%)
ZINGIBER OFFICINALE	1 (0.3%)	0
DRUGS FOR FUNCTIONAL GASTROINTESTINAL DISORDERS		
Total number of patients with at least one treatment	27 (8.2%)	34 (10.4%)
Total number of treatments	58	51
CURCUMA LONGA	7 (2.1%)	7 (2.1%)
METOCLOPRAMIDE	3 (0.9%)	4 (1.2%)
GLYCOPYRRONIUM BROMIDE	3 (0.9%)	3 (0.9%)
METOCLOPRAMIDE HYDROCHLORIDE	3 (0.9%)	3 (0.9%)
HYOSCINE BUTYLBROMIDE	0	4 (1.2%)
MOSAPRIDE	3 (0.9%)	1 (0.3%)
SIMETICONE	2 (0.6%)	2 (0.6%)
DOMPERIDONE	1 (0.3%)	2 (0.6%)
ALVERINE CITRATE;SIMETICONE	1 (0.3%)	1 (0.3%)
ATROPINE SULFATE	1 (0.3%)	1 (0.3%)
DICYCLOVERINE	2 (0.6%)	0
TRIMEBUTINE	0	2 (0.6%)
ALBIZIA JULIBRISSIN	1 (0.3%)	0
BACILLUS COAGULANS;GLUCOMANNAN	0	1 (0.3%)
BROMAZEPAM;CLEBOPRIDE MALATE;SIMETICONE	1 (0.3%)	0
CAFFEINE;DROTAVERINE HYDROCHLORIDE;METAMIZOLE SODIUM	0	1 (0.3%)
CIMETROPIUM BROMIDE	1 (0.3%)	0
CITRUS AURANTIUM	1 (0.3%)	0
CITRUS RETICULATA FRUIT PEEL	1 (0.3%)	0
CORYDALIS YANHUSUO TUBER;IPOMOEA NIL SEED	0	1 (0.3%)
DEXPANTHENOL	0	1 (0.3%)
DICYCLOVERINE HYDROCHLORIDE	0	1 (0.3%)
DIMETICONE	1 (0.3%)	0
DROTAVERINE	1 (0.3%)	0
DROTAVERINE HYDROCHLORIDE	0	1 (0.3%)
EQUISETUM HYEMALE HERB	1 (0.3%)	0
GLYCYRRHIZA GLABRA ROOT	1 (0.3%)	0
HYOSCYAMINE	1 (0.3%)	0
HYOSCYAMINE SULFATE	1 (0.3%)	0
ITOPRIDE	0	1 (0.3%)
LEVOSULPIRIDE	1 (0.3%)	0

MEBEVERINE	0	1 (0.3%)
MOSAPRIDE CITRATE	0	1 (0.3%)
OTHER DRUGS FOR FUNCTIONAL GASTROINTESTINAL DISORDERS	0	1 (0.3%)
PAPAVERINE	1 (0.3%)	0
PHLOROGLUCINOL	0	1 (0.3%)
PHLOROGLUCINOL;TRIMETHYLPHLOROGLUCINOL	1 (0.3%)	0
PIPOXOLAN	0	1 (0.3%)
PIPOXOLAN HYDROCHLORIDE	1 (0.3%)	0
PRUNELLA VULGARIS	1 (0.3%)	0
PRUNUS MUME FRUIT	1 (0.3%)	0
SILICON DIOXIDE	0	1 (0.3%)
SIMETICONE;TRIMEBUTINE MALEATE	1 (0.3%)	0
ZINGIBER OFFICINALE	1 (0.3%)	0
ANTINEOPLASTIC AGENTS		
Total number of patients with at least one treatment	30 (9.1%)	25 (7.6%)
Total number of treatments	60	44
CELECOXIB	10 (3.0%)	7 (2.1%)
METHOTREXATE	4 (1.2%)	5 (1.5%)
CLARITHROMYCIN	3 (0.9%)	3 (0.9%)
PROPRANOLOL	5 (1.5%)	1 (0.3%)
CAPECITABINE	2 (0.6%)	1 (0.3%)
CARBOPLATIN	0	2 (0.6%)
FLUOROURACIL	1 (0.3%)	1 (0.3%)
GEMCITABINE	2 (0.6%)	0
HYDROXYCARBAMIDE	1 (0.3%)	1 (0.3%)
PROPRANOLOL HYDROCHLORIDE	2 (0.6%)	0
ASPARAGINASE	0	1 (0.3%)
AZACITIDINE	0	1 (0.3%)
DIONAEA MUSCIPULA	0	1 (0.3%)
EQUISETUM HYEMALE HERB	1 (0.3%)	0
ETOPOSIDE	0	1 (0.3%)
FRITILLARIA THUNBERGII BULB	1 (0.3%)	0
MERCAPTOPURINE	1 (0.3%)	0
OSIMERTINIB	1 (0.3%)	0
OSIMERTINIB MESILATE	1 (0.3%)	0
OTHER ANTINEOPLASTIC AGENTS	0	1 (0.3%)
PACLITAXEL	0	1 (0.3%)
PEMBROLIZUMAB	1 (0.3%)	0
RITUXIMAB	0	1 (0.3%)
TEMOZOLOMIDE	0	1 (0.3%)
TRETINOIN	1 (0.3%)	0
MEDICATED DRESSINGS		
Total number of patients with at least one treatment	26 (7.9%)	28 (8.6%)
Total number of treatments	31	32
SODIUM CHLORIDE	14 (4.2%)	20 (6.1%)

ZINC	9 (2.7%)	8 (2.4%)
CHLORHEXIDINE GLUCONATE	2 (0.6%)	1 (0.3%)
CHLORHEXIDINE	1 (0.3%)	0
POVIDONE-IODINE	1 (0.3%)	0
SILVER	1 (0.3%)	0
ZINC OXIDE	0	1 (0.3%)
MUSCLE RELAXANTS		
Total number of patients with at least one treatment	34 (10.3%)	19 (5.8%)
Total number of treatments	47	36
CYCLOBENZAPRINE	3 (0.9%)	4 (1.2%)
DIAZEPAM	4 (1.2%)	3 (0.9%)
MEPHENOXALONE	4 (1.2%)	2 (0.6%)
ROCURONIUM	2 (0.6%)	4 (1.2%)
TIZANIDINE	6 (1.8%)	0
CYCLOBENZAPRINE HYDROCHLORIDE	5 (1.5%)	0
METHOCARBAMOL	3 (0.9%)	1 (0.3%)
TIZANIDINE HYDROCHLORIDE	2 (0.6%)	2 (0.6%)
CHLORZOXAZONE	1 (0.3%)	2 (0.6%)
CISATRACURIUM	3 (0.9%)	0
ROCURONIUM BROMIDE	2 (0.6%)	1 (0.3%)
THIOCOLCHICOSIDE	2 (0.6%)	0
BACLOFEN	1 (0.3%)	0
BOTULINUM TOXIN TYPE A	0	1 (0.3%)
CARISOPRODOL	0	1 (0.3%)
DICLOFENAC SODIUM;LINUM USITATISSIMUM;MENTHOL;METHYL SALICYLATE;THIOCOLCHICOSIDE	1 (0.3%)	0
ETODOLAC;THIOCOLCHICOSIDE	1 (0.3%)	0
ORPHENADRINE CITRATE	1 (0.3%)	0
ORPHENADRINE CITRATE;PARACETAMOL	1 (0.3%)	0
PHENPROBAMATE	0	1 (0.3%)
PRIDINOL	0	1 (0.3%)
SUXAMETHONIUM	0	1 (0.3%)
SUXAMETHONIUM CHLORIDE	1 (0.3%)	0
TOLPERISONE	0	1 (0.3%)
VECURONIUM	0	1 (0.3%)
ANTIGOUT PREPARATIONS		
Total number of patients with at least one treatment	26 (7.9%)	26 (8.0%)
Total number of treatments	31	29
ALLOPURINOL	17 (5.1%)	20 (6.1%)
COLCHICINE	5 (1.5%)	3 (0.9%)
DOCOSAHEXAENOIC ACID;EICOSAPENTAENOIC ACID	2 (0.6%)	4 (1.2%)
FEBUXOSTAT	3 (0.9%)	1 (0.3%)
BENZBROMARONE	2 (0.6%)	0
COLCHICINE;PAPAVER SOMNIFERUM POWDER;TIEMONIUM METHYLSULPHATE	1 (0.3%)	0

ANTIHYPERTENSIVES		
Total number of patients with at least one treatment	25 (7.6%)	24 (7.3%)
Total number of treatments	44	27
DOXAZOSIN MESILATE	3 (0.9%)	8 (2.4%)
DOXAZOSIN	5 (1.5%)	2 (0.6%)
MAGNESIUM SULFATE	3 (0.9%)	3 (0.9%)
SILDENAFIL CITRATE	4 (1.2%)	1 (0.3%)
HYDRALAZINE	2 (0.6%)	2 (0.6%)
MOXONIDINE	3 (0.9%)	1 (0.3%)
CLONIDINE HYDROCHLORIDE	2 (0.6%)	0
HYDRALAZINE HYDROCHLORIDE	1 (0.3%)	1 (0.3%)
METHYLDOPA	1 (0.3%)	1 (0.3%)
RILMENIDINE	1 (0.3%)	1 (0.3%)
SILDENAFIL	0	2 (0.6%)
TERAZOSIN	1 (0.3%)	1 (0.3%)
CLONIDINE	0	1 (0.3%)
EQUISETUM HYEMALE HERB	1 (0.3%)	0
MINOXIDIL	1 (0.3%)	0
OPHIOPOGON JAPONICUS	1 (0.3%)	0
PRUNELLA VULGARIS	1 (0.3%)	0
PUERARIA LOBATA ROOT	1 (0.3%)	0
REHMANNIA GLUTINOSA ROOT	1 (0.3%)	0
TADALAFIL	0	1 (0.3%)
TONICS		
Total number of patients with at least one treatment	25 (7.6%)	22 (6.7%)
Total number of treatments	68	35
MINERALS NOS;VITAMINS NOS	13 (3.9%)	8 (2.4%)
CURCUMA LONGA	7 (2.1%)	7 (2.1%)
DIETARY SUPPLEMENT	3 (0.9%)	4 (1.2%)
ALLIUM SATIVUM	2 (0.6%)	1 (0.3%)
HERBAL NOS;MINERALS NOS;VITAMINS NOS	0	3 (0.9%)
CITRULLINE MALATE	1 (0.3%)	1 (0.3%)
ADRENAL CORTICAL EXTRACT;AMMONIUM CHLORIDE;ANIMAL UNSPECIFIED;ASCORBIC ACID;BETAINE HYDROCHLORIDE;CALCIUM LACTATE;CHROMIUM;CYSTEINE HYDROCHLORIDE;HERBAL NOS;INOSITOL;IODINE;LIVER EXTRACT;MAGNESIUM CITRATE;NICOTINIC ACID;PANCREAS EXTRACT;PANCREATIN;PEPSIN;POTASSIUM BICARBONATE;PROSTATE GLAND EXTRACT;PYRIDOXINE HYDROCHLORIDE;RETINOL;SPLEEN;VITAMIN E NOS	0	1 (0.3%)
ALBIZIA JULIBRISSIN	1 (0.3%)	0
ANGELICA POLYMORPHA;ATRACTYLODES MACROCEPHALA;BUPLEURUM FALCATUM;GLYCYRRHIZA URALENSIS;MENTHA CANADENSIS;PAEONIA LACTIFLORA;PORIA COCOS;ZINGIBER OFFICINALE	1 (0.3%)	0

ANIMAL UNSPECIFIED;ASCORBIC ACID;HERBAL NOS;MINERALS NOS;NICOTINIC ACID;PYRIDOXINE HYDROCHLORIDE;RIBOFLAVIN;VITAMIN E NOS	0	1 (0.3%)
ANIMAL UNSPECIFIED;CALCIUM LACTATE;MAGNESIUM CITRATE	0	1 (0.3%)
BERBERINE HYDROCHLORIDE;GYNOSTEMMA PENTAPHYLLUM;QUERCETIN DIHYDRATE	0	1 (0.3%)
BUPLEURUM FALCATUM	1 (0.3%)	0
CITRULLINE MALATE;MECOBALAMIN;PYRIDOXINE HYDROCHLORIDE;TRIBULUS TERRESTRIS FRUIT;TRIGONELLA FOENUM-GRAECUM SEED;ZINC CHELATE	0	1 (0.3%)
FALLOPIA MULTIFLORA	1 (0.3%)	0
IRIS DOMESTICA	1 (0.3%)	0
OPHIOPOGON JAPONICUS	1 (0.3%)	0
OPHIOPOGON JAPONICUS ROOT	1 (0.3%)	0
PRUNELLA VULGARIS	1 (0.3%)	0
SILVER	1 (0.3%)	0
ANESTHETICS		
Total number of patients with at least one treatment	21 (6.3%)	19 (5.8%)
Total number of treatments	42	35
FENTANYL	9 (2.7%)	8 (2.4%)
PROPOFOL	7 (2.1%)	4 (1.2%)
LIDOCAINE	5 (1.5%)	4 (1.2%)
ETOMIDATE	1 (0.3%)	2 (0.6%)
SEVOFLURANE	3 (0.9%)	0
ANESTHETICS, GENERAL	0	2 (0.6%)
BUPIVACAINE HYDROCHLORIDE	0	2 (0.6%)
FENTANYL CITRATE	2 (0.6%)	0
LIDOCAINE HYDROCHLORIDE	2 (0.6%)	0
OXETACAINE	1 (0.3%)	1 (0.3%)
ANESTHETICS	1 (0.3%)	0
ANESTHETICS, LOCAL	1 (0.3%)	0
ARTICAINE	1 (0.3%)	0
ARTICAINE HYDROCHLORIDE;EPINEPHRINE HYDROCHLORIDE	0	1 (0.3%)
BUPIVACAINE	1 (0.3%)	0
CHLORHEXIDINE;LIDOCAINE	0	1 (0.3%)
EPINEPHRINE;LIDOCAINE	0	1 (0.3%)
EPINEPHRINE;LIDOCAINE HYDROCHLORIDE	0	1 (0.3%)
MEPIVACAINE HYDROCHLORIDE	0	1 (0.3%)
NITROUS OXIDE	1 (0.3%)	0
PRILOCAINE HYDROCHLORIDE	1 (0.3%)	0
ROPIVACAINE	1 (0.3%)	0
THIOPENTAL SODIUM	0	1 (0.3%)
BILE AND LIVER THERAPY		
Total number of patients with at least one treatment	22 (6.6%)	18 (5.5%)

Total number of treatments	52	25
CURCUMA LONGA	7 (2.1%)	7 (2.1%)
LACTULOSE	2 (0.6%)	4 (1.2%)
URSODEOXYCHOLIC ACID	3 (0.9%)	3 (0.9%)
ARGININE	2 (0.6%)	1 (0.3%)
ORNITHINE	0	3 (0.9%)
SILYBUM MARIANUM	3 (0.9%)	0
ADENINE HYDROCHLORIDE;BIFENDATE;CARNITINE OROTATE;CYANOCOBALAMIN;LIVER EXTRACT;PYRIDOXINE HYDROCHLORIDE;RIBOFLAVIN	1 (0.3%)	1 (0.3%)
CHOLINE	0	2 (0.6%)
ANIMAL UNSPECIFIED;ASCORBIC ACID;AVENA SATIVA;BETA VULGARIS;BETAINE HYDROCHLORIDE;CALCIUM LACTATE;CHOLINE BITARTRATE;DAUCUS CAROTA;GLYCINE MAX SEED;IPOMOEA BATATAS;LINUM USITATISSIMUM SEED OIL;LIVER EXTRACT;MAGNESIUM CITRATE;POTASSIUM BICARBONATE;PROSTATE GLAND EXTRACT;RAPHANUS RAPHANISTRUM SUBSP. SATIVUS;TESTIS EXTRACT;TILLANDSIA USNEOIDES;TRITICUM AESTIVUM GERM;VITAMIN E NOS	0	1 (0.3%)
BORNEOL;CAMPHENE;CINEOLE;MENTHOL;MENTHONE;PINENE	1 (0.3%)	0
BUPLEURUM FALCATUM	1 (0.3%)	0
DICTAMNUS DASYCARPUS	1 (0.3%)	0
GLYCYRRHIZA GLABRA ROOT	1 (0.3%)	0
IRIS DOMESTICA	1 (0.3%)	0
LECITHIN	1 (0.3%)	0
LYCIUM BARBARUM FRUIT	1 (0.3%)	0
PHELLODENDRON AMURENSE	0	1 (0.3%)
PHELLODENDRON AMURENSE BARK	1 (0.3%)	0
PHOSPHOLIPIDS SOYBEAN	1 (0.3%)	0
PHYLLANTHUS EMBLICA;TERMINALIA BELLIRICA;TERMINALIA CHEBULA	1 (0.3%)	0
REHMANNIA GLUTINOSA ROOT	1 (0.3%)	0
RIBONUCLEIC ACID	0	1 (0.3%)
RIFAXIMIN	1 (0.3%)	0
TIMONACIC	1 (0.3%)	0
EMOLLIENTS AND PROTECTIVES		
Total number of patients with at least one treatment	22 (6.6%)	18 (5.5%)
Total number of treatments	26	22
ZINC	9 (2.7%)	8 (2.4%)
VITAMIN E NOS	6 (1.8%)	4 (1.2%)
LINUM USITATISSIMUM SEED OIL	2 (0.6%)	0
PARAFFIN, LIQUID	1 (0.3%)	1 (0.3%)
THIOCTIC ACID	0	2 (0.6%)
ZINC SULFATE	2 (0.6%)	0
BENZYL ALCOHOL;BENZYL BENZOATE;BENZYL CINNAMATE;WOOL FAT;ZINC OXIDE	0	1 (0.3%)
BETACAROTENE	0	1 (0.3%)

DIMETICONE	1 (0.3%)	0
EMULSIFYING WAX;PARAFFIN, LIQUID;WHITE SOFT PARAFFIN	1 (0.3%)	0
GLYCEROL	1 (0.3%)	0
MENTHOL;METHYL SALICYLATE	0	1 (0.3%)
MUCOPOLYSACCHARIDE POLYSULFURIC ACID ESTER	1 (0.3%)	0
OTHER EMOLLIENTS AND PROTECTIVES	1 (0.3%)	0
RETINOL;VITAMIN D NOS	1 (0.3%)	0
ZINC OXIDE	0	1 (0.3%)
ZINC SULFATE HEPTAHYDRATE	0	1 (0.3%)
DIAGNOSTIC AGENTS		
Total number of patients with at least one treatment	17 (5.1%)	22 (6.7%)
Total number of treatments	19	30
FOLIC ACID	13 (3.9%)	13 (4.0%)
GLUCOSE	1 (0.3%)	7 (2.1%)
MAGNESIUM SULFATE	3 (0.9%)	3 (0.9%)
CAFFEINE	0	1 (0.3%)
MANNITOL	0	1 (0.3%)
TERIPARATIDE ACETATE	1 (0.3%)	0
ANTIVIRALS FOR SYSTEMIC USE		
Total number of patients with at least one treatment	20 (6.0%)	14 (4.3%)
Total number of treatments	28	14
ACICLOVIR	8 (2.4%)	5 (1.5%)
OSELTAMIVIR PHOSPHATE	2 (0.6%)	2 (0.6%)
VALACICLOVIR	2 (0.6%)	2 (0.6%)
VALACICLOVIR HYDROCHLORIDE	1 (0.3%)	3 (0.9%)
INOSINE PRANOBEX	2 (0.6%)	0
LYSOZYME	1 (0.3%)	1 (0.3%)
REMDESIVIR	2 (0.6%)	0
FAMCICLOVIR	1 (0.3%)	0
FAVIPIRAVIR	0	1 (0.3%)
LYSOZYME HYDROCHLORIDE	1 (0.3%)	0
PENCICLOVIR	1 (0.3%)	0
UMIFENOVIR	1 (0.3%)	0
ANTIPROTOZOALS		
Total number of patients with at least one treatment	18 (5.4%)	14 (4.3%)
Total number of treatments	20	16
METRONIDAZOLE	8 (2.4%)	8 (2.4%)
HYDROXYCHLOROQUINE SULFATE	3 (0.9%)	2 (0.6%)
CLOTRIMAZOLE	1 (0.3%)	2 (0.6%)
HYDROXYCHLOROQUINE	2 (0.6%)	1 (0.3%)
OFLOXACIN	1 (0.3%)	1 (0.3%)
ATOVAQUONE;PROGUANIL HYDROCHLORIDE	1 (0.3%)	0
CHLORQUINALDOL	1 (0.3%)	0

MICONAZOLE	0	1 (0.3%)
ORNIDAZOLE	1 (0.3%)	0
ANTIFUNGALS FOR DERMATOLOGICAL USE		
Total number of patients with at least one treatment	17 (5.1%)	12 (3.7%)
Total number of treatments	43	16
ANTIBIOTICS	6 (1.8%)	2 (0.6%)
FLUCONAZOLE	2 (0.6%)	2 (0.6%)
KETOCONAZOLE	1 (0.3%)	3 (0.9%)
CLOTRIMAZOLE	1 (0.3%)	2 (0.6%)
TERBINAFINE	3 (0.9%)	0
CICLOPIROX	1 (0.3%)	1 (0.3%)
BETAMETHASONE;CLOTRIMAZOLE	1 (0.3%)	0
ECONAZOLE	0	1 (0.3%)
ECONAZOLE NITRATE;TRIAMCINOLONE ACETONIDE	1 (0.3%)	0
FLUTRIMAZOLE	0	1 (0.3%)
GRISEOFULVIN	1 (0.3%)	0
IRIS DOMESTICA	1 (0.3%)	0
MICONAZOLE	0	1 (0.3%)
NYSTATIN	0	1 (0.3%)
NYSTATIN;TRIAMCINOLONE ACETONIDE	0	1 (0.3%)
PRUNUS MUME FRUIT	1 (0.3%)	0
SULCONAZOLE NITRATE	1 (0.3%)	0
TERBINAFINE HYDROCHLORIDE	1 (0.3%)	0
DRUGS FOR TREATMENT OF BONE DISEASES		
Total number of patients with at least one treatment	14 (4.2%)	15 (4.6%)
Total number of treatments	19	18
ALENDRONATE SODIUM	4 (1.2%)	6 (1.8%)
DENOSUMAB	4 (1.2%)	5 (1.5%)
RISEDRONATE SODIUM	3 (0.9%)	2 (0.6%)
IBANDRONATE SODIUM	2 (0.6%)	0
ZOLEDRONIC ACID	1 (0.3%)	1 (0.3%)
COLLAGEN-HYDROXYAPATIT-COMPLEX	0	1 (0.3%)
IBANDRONATE MONOSODIUM MONOHYDRATE	1 (0.3%)	0
IBANDRONIC ACID	0	1 (0.3%)
ANTI-PARKINSON DRUGS		
Total number of patients with at least one treatment	15 (4.5%)	12 (3.7%)
Total number of treatments	18	17
DIPHENHYDRAMINE HYDROCHLORIDE	9 (2.7%)	4 (1.2%)
DIPHENHYDRAMINE	2 (0.6%)	3 (0.9%)
ROPINIROLE	1 (0.3%)	1 (0.3%)
CARBIDOPA MONOHYDRATE;LEVODOPA	0	1 (0.3%)
CARBIDOPA;ENTACAPONE;LEVODOPA	1 (0.3%)	0
CARBIDOPA;LEVODOPA	0	1 (0.3%)
HYDROGEN PEROXIDE	0	1 (0.3%)

PRAMIPEXOLE	1 (0.3%)	0
PRAMIPEXOLE DIHYDROCHLORIDE MONOHYDRATE	1 (0.3%)	0
ROPINIROLE HYDROCHLORIDE	1 (0.3%)	0
SELEGILINE HYDROCHLORIDE	0	1 (0.3%)
PERIPHERAL VASODILATORS		
Total number of patients with at least one treatment	15 (4.5%)	8 (2.4%)
Total number of treatments	18	11
GINKGO BILOBA EXTRACT	2 (0.6%)	3 (0.9%)
NICOTINIC ACID	4 (1.2%)	0
PENTOXIFYLLINE	2 (0.6%)	2 (0.6%)
GINKGO BILOBA	3 (0.9%)	0
NICERGOLINE	2 (0.6%)	1 (0.3%)
DIHYDROERGOTOXINE MESILATE	0	1 (0.3%)
ENZYMES NOS	0	1 (0.3%)
KALLIDINOGENASE	1 (0.3%)	0
METHYLETHYLPIRIDINOL SUCCINATE	1 (0.3%)	0
PAPAVERINE	1 (0.3%)	0
IMMUNOSUPPRESSANTS		
Total number of patients with at least one treatment	11 (3.3%)	11 (3.4%)
Total number of treatments	16	15
METHOTREXATE	4 (1.2%)	5 (1.5%)
HYDROXYCHLOROQUINE SULFATE	3 (0.9%)	2 (0.6%)
AZATHIOPRINE	2 (0.6%)	1 (0.3%)
HYDROXYCHLOROQUINE	2 (0.6%)	1 (0.3%)
LEFLUNOMIDE	1 (0.3%)	2 (0.6%)
ADALIMUMAB	0	1 (0.3%)
BUPLEURUM FALCATUM	1 (0.3%)	0
CICLOSPORIN	0	1 (0.3%)
ETANERCEPT	0	1 (0.3%)
TACROLIMUS MONOHYDRATE	0	1 (0.3%)
SEX HORMONES AND MODULATORS OF THE GENITAL SYSTEM		
Total number of patients with at least one treatment	8 (2.4%)	12 (3.7%)
Total number of treatments	8	13
ESTRADIOL	3 (0.9%)	3 (0.9%)
ESTROGENS CONJUGATED	0	2 (0.6%)
RALOXIFENE HYDROCHLORIDE	2 (0.6%)	0
TESTOSTERONE	1 (0.3%)	1 (0.3%)
BORON;CALCIUM;CIMICIFUGA RACEMOSA EXTRACT;FOLIC ACID;GLYCINE MAX EXTRACT;MAGNOLIA OFFICINALIS;NICOTINIC ACID;PYRIDOXINE HYDROCHLORIDE;RIBOFLAVIN;SELENIUM;THIAMINE;TOCOPHEROL;VITAMIN B12 NOS	0	1 (0.3%)
COLECALCIFEROL;RALOXIFENE HYDROCHLORIDE	0	1 (0.3%)
ESTRADIOL;ESTRIOL	1 (0.3%)	0

ESTRIOL;LACTOBACILLUS ACIDOPHILUS;PROGESTERONE	0	1 (0.3%)
ESTROGENS CONJUGATED;MEDROXYPROGESTERONE ACETATE	0	1 (0.3%)
LEVONORGESTREL	0	1 (0.3%)
MEDROXYPROGESTERONE ACETATE	0	1 (0.3%)
PROGESTERONE	1 (0.3%)	0
TESTOSTERONE CIPIONATE	0	1 (0.3%)
ANTIMYCOTICS FOR SYSTEMIC USE		
Total number of patients with at least one treatment	10 (3.0%)	9 (2.8%)
Total number of treatments	13	10
ANTIBIOTICS	6 (1.8%)	2 (0.6%)
FLUCONAZOLE	2 (0.6%)	2 (0.6%)
KETOCONAZOLE	1 (0.3%)	3 (0.9%)
DICTAMNUS DASYCARPUS	1 (0.3%)	0
ITRACONAZOLE	0	1 (0.3%)
MICONAZOLE	0	1 (0.3%)
NYSTATIN	0	1 (0.3%)
DIGESTIVES, INCL. ENZYMES		
Total number of patients with at least one treatment	14 (4.2%)	5 (1.5%)
Total number of treatments	50	10
PANCREATIN	4 (1.2%)	2 (0.6%)
MONASCUS PURPUREUS	2 (0.6%)	2 (0.6%)
SILYBUM MARIANUM	3 (0.9%)	0
BROMELAINS	2 (0.6%)	0
ALBIZIA JULIBRISSIN	1 (0.3%)	0
AMMONIUM CHLORIDE;BETAINE HYDROCHLORIDE;PANCREAS EXTRACT;PANCREATIN;PEPSIN;SPLEEN;STEARIC ACID	0	1 (0.3%)
AMYLASE;BETAINE HYDROCHLORIDE;GLUCOAMYLASE;INVERTASE;LIPASE;OX BILE;PEPSIN;PEPTIDASE;PROTEASE NOS;TILACTASE	0	1 (0.3%)
ANEMARRHENA ASPHODELOIDES RHIZOME	1 (0.3%)	0
BIODIASTASE 1000;LIPASE;NEWLASE	1 (0.3%)	0
CITRUS AURANTIUM	1 (0.3%)	0
CITRUS RETICULATA FRUIT PEEL	1 (0.3%)	0
DIMETICONE;HEMICELLULASE;OX BILE;PANCREATIN	1 (0.3%)	0
ENZYME PREPARATIONS	0	1 (0.3%)
ENZYMES NOS	0	1 (0.3%)
ENZYMES NOS;PROBIOTICS NOS	0	1 (0.3%)
IRIS DOMESTICA	1 (0.3%)	0
OPHIOPOGON JAPONICUS	1 (0.3%)	0
OPHIOPOGON JAPONICUS ROOT	1 (0.3%)	0
PHYLLANTHUS EMBLICA;TERMINALIA BELLIRICA;TERMINALIA CHEBULA	1 (0.3%)	0
PRUNELLA VULGARIS	1 (0.3%)	0
ZINGIBER OFFICINALE	1 (0.3%)	0
ENDOCRINE THERAPY		

Total number of patients with at least one treatment	8 (2.4%)	11 (3.4%)
Total number of treatments	8	15
ANASTROZOLE	5 (1.5%)	1 (0.3%)
ESTRADIOL	3 (0.9%)	3 (0.9%)
LETROZOLE	0	3 (0.9%)
ABIRATERONE ACETATE	0	2 (0.6%)
ESTROGENS CONJUGATED	0	2 (0.6%)
DEGARELIX	0	1 (0.3%)
DEGARELIX ACETATE	0	1 (0.3%)
LEUPRORELIN ACETATE	0	1 (0.3%)
MEDROXYPROGESTERONE ACETATE	0	1 (0.3%)
ANTISEPTICS AND DISINFECTANTS		
Total number of patients with at least one treatment	9 (2.7%)	9 (2.8%)
Total number of treatments	10	14
CHLORHEXIDINE GLUCONATE	2 (0.6%)	1 (0.3%)
ALUMINIUM	1 (0.3%)	1 (0.3%)
IODINE	0	2 (0.6%)
ALUMINIUM ACETOTARTRATE	0	1 (0.3%)
CHLORHEXIDINE	1 (0.3%)	0
CHLORQUINALDOL	1 (0.3%)	0
COPPER	0	1 (0.3%)
COPPER SULFATE PENTAHYDRATE	0	1 (0.3%)
ETHANOL	1 (0.3%)	0
HYDROGEN PEROXIDE	0	1 (0.3%)
OCTENIDINE HYDROCHLORIDE;PHENOXYETHANOL	1 (0.3%)	0
OXYCHLOROSENE	0	1 (0.3%)
PINUS SPP.	1 (0.3%)	0
POVIDONE-IODINE	1 (0.3%)	0
SILVER	1 (0.3%)	0
SODIUM HYPOCHLORITE	0	1 (0.3%)
VACCINIUM MYRTILLUS	0	1 (0.3%)
ANTIHEMORRHAGICS		
Total number of patients with at least one treatment	9 (2.7%)	7 (2.1%)
Total number of treatments	21	11
EPINEPHRINE	2 (0.6%)	3 (0.9%)
TRANEXAMIC ACID	3 (0.9%)	2 (0.6%)
VITAMIN K NOS	1 (0.3%)	2 (0.6%)
COLLAGEN	1 (0.3%)	0
CORDYCEPS SINENSIS	0	1 (0.3%)
ELTROMBOPAG	0	1 (0.3%)
EQUISETUM HYEMALE HERB	1 (0.3%)	0
ETAMSILATE	0	1 (0.3%)
FRITILLARIA THUNBERGII BULB	1 (0.3%)	0
MENAQUINONE	1 (0.3%)	0
PRUNUS MUME FRUIT	1 (0.3%)	0

IMMUNOSTIMULANTS		
Total number of patients with at least one treatment	7 (2.1%)	4 (1.2%)
Total number of treatments	7	6
ECHINACEA SPP.	1 (0.3%)	1 (0.3%)
ANDROGRAPHIS PANICULATA;ASCORBIC ACID;ASTRAGALUS PROPINQUUS;BETACAROTENE;ECHINACEA PURPUREA;LYSINE HYDROCHLORIDE;MALPIGHIA GLABRA;MECOBALAMIN;PANTOTHENIC ACID;RETINOL PALMITATE;SAMBUCUS NIGRA;ZINC	0	1 (0.3%)
ASCORBIC ACID;CALCIUM;CORDYCEPS SINENSIS;GANODERMA LUCIDUM;GRIFOLA FRONDOSA;HERICIUM ERINACEUS;VITAMIN D NOS	1 (0.3%)	0
ASTRAGALUS SPP.	1 (0.3%)	0
AZOXIMER BROMIDE	1 (0.3%)	0
BCG VACCINE LIVE INTRAVESICAL	1 (0.3%)	0
FILGRASTIM	0	1 (0.3%)
GANODERMA LUCIDUM	0	1 (0.3%)
HERBAL IMMUNOMODULATORS	0	1 (0.3%)
RIBONUCLEIC ACID	0	1 (0.3%)
SILVER	1 (0.3%)	0
TRAMETES VERSICOLOR	1 (0.3%)	0
N/A		
Total number of patients with at least one treatment	6 (1.8%)	5 (1.5%)
Total number of treatments	13	5
ALLERGY MEDICATION	1 (0.3%)	3 (0.9%)
ALLIUM SATIVUM	2 (0.6%)	1 (0.3%)
ARGININE	2 (0.6%)	1 (0.3%)
RADIOTHERAPY	1 (0.3%)	0
OTHER DRUGS FOR DISORDERS OF THE MUSCULO-SKELETAL SYSTEM		
Total number of patients with at least one treatment	6 (1.8%)	4 (1.2%)
Total number of treatments	8	4
BROMELAINS	2 (0.6%)	0
HYALURONATE SODIUM	2 (0.6%)	0
HYALURONIC ACID	1 (0.3%)	1 (0.3%)
CLOMIPRAMINE	0	1 (0.3%)
ENZYMES NOS	0	1 (0.3%)
HYLAN G-F 20	1 (0.3%)	0
RIBONUCLEIC ACID	0	1 (0.3%)
ANTIMYCOBACTERIALS		
Total number of patients with at least one treatment	7 (2.1%)	2 (0.6%)
Total number of treatments	10	2
ANTIBIOTICS	6 (1.8%)	2 (0.6%)

ANEMARRHENA ASPHODELOIDES RHIZOME	1 (0.3%)	0
OTHER RESPIRATORY SYSTEM PRODUCTS		
Total number of patients with at least one treatment	5 (1.5%)	4 (1.2%)
Total number of treatments	18	5
AMBROXOL	3 (0.9%)	1 (0.3%)
AMBROXOL HYDROCHLORIDE	2 (0.6%)	2 (0.6%)
CAFFEINE	0	1 (0.3%)
CITRUS RETICULATA FRUIT PEEL	1 (0.3%)	0
FALLOPIA MULTIFLORA	1 (0.3%)	0
HERBAL RESPIRATORY SYSTEM REMEDIES, OTHER	1 (0.3%)	0
PELARGONIUM SIDOIDES EXTRACT	0	1 (0.3%)
ANTIOBESITY PREPARATIONS, EXCL. DIET PRODUCTS		
Total number of patients with at least one treatment	7 (2.1%)	1 (0.3%)
Total number of treatments	8	1
PLANTAGO OVATA	4 (1.2%)	0
ACETYLCARNITINE HYDROCHLORIDE	2 (0.6%)	0
AMFETAMINE ASPARTATE;AMFETAMINE SULFATE;DEXAMFETAMINE SACCHARATE;DEXAMFETAMINE SULFATE	0	1 (0.3%)
COLLAGEN	1 (0.3%)	0
DEXTRIN	1 (0.3%)	0
CALCIUM HOMEOSTASIS		
Total number of patients with at least one treatment	4 (1.2%)	3 (0.9%)
Total number of treatments	4	3
CALCIFEDIOL	2 (0.6%)	3 (0.9%)
CALCITONIN, SALMON	1 (0.3%)	0
TERIPARATIDE ACETATE	1 (0.3%)	0
CONTRAST MEDIA		
Total number of patients with at least one treatment	3 (0.9%)	4 (1.2%)
Total number of treatments	4	5
IOPAMIDOL	2 (0.6%)	3 (0.9%)
IOHEXOL	2 (0.6%)	1 (0.3%)
MEGLUMINE GADOTERATE	0	1 (0.3%)
OTHER HEMATOLOGICAL AGENTS		
Total number of patients with at least one treatment	4 (1.2%)	3 (0.9%)
Total number of treatments	5	3
BROMELAINS	2 (0.6%)	0
HYDROXYCARBAMIDE	1 (0.3%)	1 (0.3%)
BROMELAINS;CYSTEINE	0	1 (0.3%)
ENZYMES NOS	0	1 (0.3%)

HYALURONIDASE	1 (0.3%)	0
STREPTODORNASE;STREPTOKINASE	1 (0.3%)	0
ANABOLIC AGENTS FOR SYSTEMIC USE		
Total number of patients with at least one treatment	0	6 (1.8%)
Total number of treatments	0	8
STEROIDS	0	6 (1.8%)
ECTOPARASITICIDES, INCL. SCABICIDES, INSECTICIDES AND REPELLENTS		
Total number of patients with at least one treatment	4 (1.2%)	1 (0.3%)
Total number of treatments	5	1
CITRUS AURANTIUM	1 (0.3%)	0
CROTAMITON	0	1 (0.3%)
DIMETICONE	1 (0.3%)	0
IVERMECTIN	1 (0.3%)	0
LYCIUM BARBARUM FRUIT	1 (0.3%)	0
SULFUR	1 (0.3%)	0
ANTIPSORIATICS		
Total number of patients with at least one treatment	3 (0.9%)	1 (0.3%)
Total number of treatments	4	1
ANGELICA SINENSIS ROOT	1 (0.3%)	0
CALCIPOTRIOL	1 (0.3%)	0
CALCITRIOL	1 (0.3%)	0
DICTAMNUS DASYCARPUS	1 (0.3%)	0
MENTHOL;METHYL SALICYLATE	0	1 (0.3%)
APPETITE STIMULANTS		
Total number of patients with at least one treatment	3 (0.9%)	0
Total number of treatments	4	0
CANNABIS SATIVA	1 (0.3%)	0
CYPROHEPTADINE	1 (0.3%)	0
EQUISETUM HYEMALE HERB	1 (0.3%)	0
ANTHELMINTICS		
Total number of patients with at least one treatment	2 (0.6%)	0
Total number of treatments	12	0
ALBIZIA JULIBRISSIN	1 (0.3%)	0
IVERMECTIN	1 (0.3%)	0
PRUNELLA VULGARIS	1 (0.3%)	0
PRUNUS MUME FRUIT	1 (0.3%)	0
IMMUNE SERA AND IMMUNOGLOBULINS		

Total number of patients with at least one treatment	2 (0.6%)	0
Total number of treatments	2	0
SPECIFIC IMMUNOGLOBULINS	2 (0.6%)	0
PITUITARY AND HYPOTHALAMIC HORMONES AND ANALOGUES		
Total number of patients with at least one treatment	1 (0.3%)	1 (0.3%)
Total number of treatments	1	1
LEUPRORELIN ACETATE	0	1 (0.3%)
OCTREOTIDE ACETATE	1 (0.3%)	0
DIAGNOSTIC RADIOPHARMACEUTICALS		
Total number of patients with at least one treatment	1 (0.3%)	0
Total number of treatments	1	0
TECHNETIUM TC 99M OXIDRONATE	1 (0.3%)	0
PANCREATIC HORMONES		
Total number of patients with at least one treatment	0	1 (0.3%)
Total number of treatments	0	2
GLUCAGON	0	1 (0.3%)
THERAPEUTIC RADIOPHARMACEUTICALS		
Total number of patients with at least one treatment	0	1 (0.3%)
Total number of treatments	0	1
ANTIINFLAMMATORY AGENTS	0	1 (0.3%)

Treatments are coded using the WHO Drug Global B3 Format dictionary Version September 1, 2020. Treatments can appear under multiple classes.
Multiple uses of a specific medication for a patient were counted once in the frequency for the medication.
Likewise, multiple uses within a specific medication class for a patient were counted once in the frequency for the medication class.
For frequency counts in the "total number of treatments", multiple uses of the same treatment for a patient were counted separately.
Clinical cut-off: TENAYA 24MAR2022 and LUCERNE 23MAR2022

Program: root/clinical_studies/RO6867461/CDPT7716/share/ACE_pool_nAMD_Base/prod/program/t_cm.sas
Output: root/clinical_studies/RO6867461/CDPT7716/share/ACE_pool_nAMD_CSR_Final/prod/output/t_cm_CONC_NOCUL_LUCERNE_IT_MAR2022_nAMD.xls
08AUG2022 7:07