Anhang 4-G – Analyseergebnisse und Abbildungen, RHINE (GR40398), YOSEMITE (GR40349)

Das Dokument ist nach folgender Struktur aufgebaut:

Die Daten aller Endpunkte werden zu Jahr 1 und zu Jahr 2 dargestellt. Zu jedem Endpunkt ist die Hauptauswertung mit den Ergebnissen der gepoolten Analyse sowie den Ergebnissen der Einzelstudien vorangestellt. Zu jeder Hauptauswertung sind Forest-Plots der gepoolten Analyse dargestellt. Jeder Hauptauswertung folgen die Ergebnisse der zugehörigen Subgruppen.

Inhaltsverzeichnis

Seite

Behandlungsintervalle 1
Anteil der Patienten auf einem Q4W-Behandlungsintervall 1
Anteil der Patienten auf einem Q8W-Behandlungsintervall 23
Anteil der Patienten auf einem Q12W-Behandlungsintervall 45
Anteil der Patienten auf einem Q16W-Behandlungsintervall 67
Übersicht: Anteil der Patienten auf einem Q4W-, Q8W-, Q12W- oder Q16W-Intervall an den Studienvisiten 16 bis 96 89
Anteil der Patienten auf einem Behandlungsintervall von Q12W oder Q16W ohne Verkürzung des Behandlungsintervalls unter Q12W 90
Sehschärfe 96
Veränderung der BCVA 96
Anteil der Patienten mit einem Gewinn von ≥ 15 oder ≥ 10 Buchstaben in der BCVA 134
Anteil der Patienten, bei denen ein Verlust von ≥ 15 oder ≥ 10 Buchstaben in der BCVA vermieden werden kann 150
Morphologische Veränderungen 165
Veränderung der CST 165
Anteil der Patienten mit Abwesenheit des DMÖ 203
Anteil der Patienten mit Abwesenheit von IRF 211
Gesundheitsbezogene Lebensqualität 219
NEI VFQ-25 Composite Score 219
NEI VFQ-25 Subskala allgemeiner Gesundheitszustand 247
NEI VFQ-25 Subskala allgemeine Sehkraft 275
NEI VFQ-25 Subskala Augenschmerzen 303
NEI VFQ-25 Subskala Nahsicht 331
NEI VFQ-25 Subskala Fernsicht 359
NEI VFQ-25 Subskala sehbedingte soziale Funktionsfähigkeit 387
NEI VFQ-25 Subskala sehbedingtes psychisches Befinden 415
NEI VFQ-25 Subskala sehbedingte Ausübung sozialer Rollen 443
NEI VFQ-25 Subskala sehbedingte Abhängigkeit von anderen 471
NEI VFQ-25 Subskala Probleme mit dem Autofahren 499
NEI VFQ-25 Subskala peripheres Sehen 527
NEI VFQ-25 Subskala Farbensehen 555
Verträglichkeit 583
Generelle Verträglichkeit 583
Jegliche unerwünschte Ereignisse (UE) 583
Okulare UE (Studienauge) 591
Okulare UE (Nicht-Studienauge) 599
Moderate UE 607
Schwere UE 615

Schwerwiegende UE (SUE) ... 623
Okulare SUE (Studienauge) ... 631
Okulare SUE (Nicht-Studienauge) ... 639
UE, die zum Behandlungsabbruch führten ... 647
UE mit Todesfolge ... 655
Kausaler Zusammenhang UE mit Todesfolge – Faricimab ... 663
Jegliche UE nach SOC und PT ... 665
Moderate UE nach SOC und PT ... 933
Schwere UE nach SOC und PT ... 1081
SUE nach SOC und PT ... 1154
UE, die zum Behandlungsabbruch führten nach SOC und PT (deskriptiv) ... 1233
UE mit Todesfolge nach SOC und PT ... 1252
Spezifische Verträglichkeit ... 1269
Ausgewählte okulare UE (Studienauge) ... 1269
Ausgewählte okulare UE (Nicht-Studienauge) ... 1285
Ausgewählte okulare UE (Studienauge, schwer) ... 1300
Ausgewählte okulare UE (Nicht-Studienauge, schwer) ... 1314
Ausgewählte okulare UE (Studienauge, schwerwiegend) ... 1325
Ausgewählte okulare UE (Nicht-Studienauge, schwerwiegend) ... 1340
Unerwünschte Ereignisse von besonderem Interesse (AESI) ... 1352
Schwere AESI ... 1422
Schwerwiegende AESI ... 1488
Weitere Analysen ... 1558
Anzahl der Zentren/Länder/geografischen Regionen mit < 10, ≥ 10 Patienten pro Arm (ITT-Population) ... 1558
Studiendauer und Zeit in der PRO erhoben wurden ... 1559
Exposition mit dem Studienmedikament ... 1562
Zusammenfassung Patientendisposition und Abbruchgründe ... 1563
Demografie und Baseline Charakteristika ... 1569
Okulare Baseline Charakteristika des Studienauges ... 1575
Nicht-okulare Baseline Charakteristika ... 1584
Okulare medizinische Vorgeschichte des Studienauges ... 1593
Frühere gezielte nicht-okulare medizinische Vorgeschichte ... 1596
Frühere gezielte okulare Therapien/Behandlung am Studienauge ... 1602
Begleitende nicht-okulare Medikamente nach Medikamentenklasse und Wirkstoff (preferred name) ... 1608

POPULATION: Intent-to-Treat Population B vs. C
ENDPOINT: Proportion of Patients in the PTI arm on a Q4W treatment interval
MODEL: descriptive
STUDY: GR40349 & GR40398
Dichotomous Analysis by Visit (Efficacy)

			Faricimab (PTI) (N=632)			
			Patients		Patients with Event	
Name	Visit	Level	n	%	n	%
All	Week 16	n/a	624	98,7	188	30,1
	Week 20	n/a	620	98,1	188	30,3
	Week 24	n/a	615	97,3	129	21,0
	Week 28	n/a	610	96,5	103	16,9
	Week 32	n/a	607	96,0	120	19,8
	Week 36	n/a	605	95,7	87	14,4
	Week 40	n/a	602	95,3	85	14,1
	Week 44	n/a	602	95,3	88	14,6
	Week 48	n/a	600	94,9	77	12,8
	Week 52	n/a	595	94,1	72	12,1
Study	Week 16	Rhine	316	50,0	100	31,6
		Yosemite	308	48,7	88	28,6
	Week 20	Rhine	315	49,8	100	31,7
		Yosemite	305	48,3	88	28,9
	Week 24	Rhine	313	49,5	71	22,7
		Yosemite	302	47,8	58	19,2
	Week 28	Rhine	311	49,2	54	17,4
		Yosemite	299	47,3	49	16,4
	Week 32	Rhine	311	49,2	65	20,9
		Yosemite	296	46,8	55	18,6
	Week 36	Rhine	311	49,2	47	15,1
		Yosemite	294	46,5	40	13,6
	Week 40	Rhine	309	48,9	46	14,9
		Yosemite	293	46,4	39	13,3
	Week 44	Rhine	309	48,9	46	14,9
		Yosemite	293	46,4	42	14,3
	Week 48	Rhine	309	48,9	43	13,9
		Yosemite	291	46,0	34	11,7
	Week 52	Rhine	309	48,9	41	13,3
		Yosemite	286	45,3	31	10,8

Clinical cut-off: YOSEMITE 01NOV2021 and RHINE 28OCT2021

Program: root/clinical_studies/RO6867461/CDT70122/share/ACE_pool_DME_Base/prod/program/t_eff_resp_visit.sas
Output: root/clinical_studies/RO6867461/CDT70122/share/ACE_pool_DME_CSR_Final/prod/output_bc/t_eff_resp_visit_Q4W_W1652_ITBC_OCTNOV2021_DME.xls
07JUL2022 10:21

POPULATION: Intent-to-Treat Population B vs. C
ENDPOINT: Proportion of Patients in the PTI arm on a Q4W treatment interval
MODEL: descriptive
STUDY: GR40349 & GR40398
Dichotomous Analysis by Visit and Subgroups (Efficacy)

			Faricimab (PTI) (N=632)			
			Patients		Patients with Event	
Name	Visit	Level	n	%	n	%
All	Week 16	n/a	624	98,7	188	30,1
	Week 20	n/a	620	98,1	188	30,3
	Week 24	n/a	615	97,3	129	21,0
	Week 28	n/a	610	96,5	103	16,9
	Week 32	n/a	607	96,0	120	19,8
	Week 36	n/a	605	95,7	87	14,4
	Week 40	n/a	602	95,3	85	14,1
	Week 44	n/a	602	95,3	88	14,6
	Week 48	n/a	600	94,9	77	12,8
	Week 52	n/a	595	94,1	72	12,1
Sex	Week 16	Male	392	62,0	120	30,6
		Female	232	36,7	68	29,3
	Week 20	Male	390	61,7	115	29,5
		Female	230	36,4	73	31,7
	Week 24	Male	387	61,2	75	19,4
		Female	228	36,1	54	23,7
	Week 28	Male	383	60,6	63	16,4
		Female	227	35,9	40	17,6
	Week 32	Male	380	60,1	80	21,1
		Female	227	35,9	40	17,6
	Week 36	Male	379	60,0	56	14,8
		Female	226	35,8	31	13,7
	Week 40	Male	378	59,8	53	14,0
		Female	224	35,4	32	14,3
	Week 44	Male	378	59,8	54	14,3
		Female	224	35,4	34	15,2
	Week 48	Male	376	59,5	51	13,6
		Female	224	35,4	26	11,6
	Week 52	Male	374	59,2	47	12,6
		Female	221	35,0	25	11,3
Age	Week 16	< 65 years	347	54,9	112	32,3
		>= 65 years	277	43,8	76	27,4
	Week 20	< 65 years	344	54,4	107	31,1
		>= 65 years	276	43,7	81	29,3
	Week 24	< 65 years	341	54,0	79	23,2
		>= 65 years	274	43,4	50	18,2
	Week 28	< 65 years	338	53,5	65	19,2
		>= 65 years	272	43,0	38	14,0

	Week 32	< 65 years	337	53,3	70	20,8
		>= 65 years	270	42,7	50	18,5
	Week 36	< 65 years	337	53,3	51	15,1
		>= 65 years	268	42,4	36	13,4
	Week 40	< 65 years	334	52,8	52	15,6
		>= 65 years	268	42,4	33	12,3
	Week 44	< 65 years	334	52,8	55	16,5
		>= 65 years	268	42,4	33	12,3
	Week 48	< 65 years	332	52,5	48	14,5
		>= 65 years	268	42,4	29	10,8
	Week 52	< 65 years	329	52,1	45	13,7
		>= 65 years	266	42,1	27	10,2
Age	Week 16	< 75 years	569	90,0	172	30,2
		>= 75 years	55	8,7	16	29,1
	Week 20	< 75 years	565	89,4	171	30,3
		>= 75 years	55	8,7	17	30,9
	Week 24	< 75 years	561	88,8	119	21,2
		>= 75 years	54	8,5	10	18,5
	Week 28	< 75 years	557	88,1	94	16,9
		>= 75 years	53	8,4	9	17,0
	Week 32	< 75 years	555	87,8	111	20,0
		>= 75 years	52	8,2	9	17,3
	Week 36	< 75 years	554	87,7	79	14,3
		>= 75 years	51	8,1	8	15,7
	Week 40	< 75 years	551	87,2	77	14,0
		>= 75 years	51	8,1	8	15,7
	Week 44	< 75 years	551	87,2	80	14,5
		>= 75 years	51	8,1	8	15,7
	Week 48	< 75 years	549	86,9	68	12,4
		>= 75 years	51	8,1	9	17,6
	Week 52	< 75 years	544	86,1	63	11,6
		>= 75 years	51	8,1	9	17,6
Baseline BCVA ETDRS letter score	Week 16	< 64 letters	276	43,7	92	33,3
		>= 64 letters	346	54,7	95	27,5
		Missing	2	0,3	1	50,0
	Week 20	< 64 letters	274	43,4	99	36,1
		>= 64 letters	344	54,4	88	25,6
		Missing	2	0,3	1	50,0
	Week 24	< 64 letters	273	43,2	67	24,5
		>= 64 letters	341	54,0	62	18,2
		Missing	1	0,2	0	0,0
	Week 28	< 64 letters	269	42,6	52	19,3
		>= 64 letters	340	53,8	51	15,0
		Missing	1	0,2	0	0,0
	Week 32	< 64 letters	268	42,4	63	23,5
		>= 64 letters	338	53,5	57	16,9
		Missing	1	0,2	0	0,0
	Week 36	< 64 letters	267	42,2	41	15,4
		>= 64 letters	337	53,3	45	13,4
		Missing	1	0,2	1	100,0

	Week 40	< 64 letters	267	42,2	43	16,1
		>= 64 letters	334	52,8	41	12,3
		Missing	1	0,2	1	100,0
	Week 44	< 64 letters	267	42,2	45	16,9
		>= 64 letters	334	52,8	43	12,9
		Missing	1	0,2	0	0,0
	Week 48	< 64 letters	266	42,1	40	15,0
		>= 64 letters	333	52,7	37	11,1
		Missing	1	0,2	0	0,0
	Week 52	< 64 letters	261	41,3	37	14,2
		>= 64 letters	333	52,7	35	10,5
		Missing	1	0,2	0	0,0
Geographic region	Week 16	Europe	214	33,9	64	29,9
		America	342	54,1	103	30,1
		Asia Pacific (inc. Australia)	68	10,8	21	30,9
	Week 20	Europe	214	33,9	67	31,3
		America	339	53,6	107	31,6
		Asia Pacific (inc. Australia)	67	10,6	14	20,9
	Week 24	Europe	213	33,7	43	20,2
		America	335	53,0	79	23,6
		Asia Pacific (inc. Australia)	67	10,6	7	10,4
	Week 28	Europe	212	33,5	35	16,5
		America	331	52,4	63	19,0
		Asia Pacific (inc. Australia)	67	10,6	5	7,5
	Week 32	Europe	212	33,5	41	19,3
		America	328	51,9	74	22,6
		Asia Pacific (inc. Australia)	67	10,6	5	7,5
	Week 36	Europe	212	33,5	31	14,6
		America	326	51,6	53	16,3
		Asia Pacific (inc. Australia)	67	10,6	3	4,5
	Week 40	Europe	212	33,5	31	14,6
		America	323	51,1	50	15,5
		Asia Pacific (inc. Australia)	67	10,6	4	6,0
	Week 44	Europe	212	33,5	28	13,2
		America	323	51,1	54	16,7
		Asia Pacific (inc. Australia)	67	10,6	6	9,0
	Week 48	Europe	212	33,5	22	10,4
		America	321	50,8	50	15,6
		Asia Pacific (inc. Australia)	67	10,6	5	7,5
	Week 52	Europe	210	33,2	25	11,9
		America	319	50,5	42	13,2
		Asia Pacific (inc. Australia)	66	10,4	5	7,6
Race/ethnicity	Week 16	White	483	76,4	143	29,6
		Asian	61	9,7	19	31,1
		Other	54	8,5	19	35,2
		Unknown	26	4,1	7	26,9
	Week 20	White	482	76,3	155	32,2
		Asian	60	9,5	9	15,0
		Other	53	8,4	19	35,8
		Unknown	25	4,0	5	20,0

	Week 24	White	480	75,9	102	21,3
		Asian	60	9,5	6	10,0
		Other	51	8,1	16	31,4
		Unknown	24	3,8	5	20,8
	Week 28	White	478	75,6	85	17,8
		Asian	60	9,5	4	6,7
		Other	49	7,8	12	24,5
		Unknown	23	3,6	2	8,7
	Week 32	White	477	75,5	101	21,2
		Asian	60	9,5	4	6,7
		Other	49	7,8	12	24,5
		Unknown	21	3,3	3	14,3
	Week 36	White	475	75,2	71	14,9
		Asian	60	9,5	3	5,0
		Other	49	7,8	12	24,5
		Unknown	21	3,3	1	4,8
	Week 40	White	474	75,0	68	14,3
		Asian	60	9,5	4	6,7
		Other	47	7,4	11	23,4
		Unknown	21	3,3	2	9,5
	Week 44	White	474	75,0	71	15,0
		Asian	60	9,5	6	10,0
		Other	47	7,4	9	19,1
		Unknown	21	3,3	2	9,5
	Week 48	White	472	74,7	61	12,9
		Asian	60	9,5	6	10,0
		Other	47	7,4	8	17,0
		Unknown	21	3,3	2	9,5
	Week 52	White	470	74,4	58	12,3
		Asian	59	9,3	6	10,2
		Other	46	7,3	6	13,0
		Unknown	20	3,2	2	10,0
Baseline HbA1c	Week 16	<=8%	396	62,7	122	30,8
		>8%	221	35,0	65	29,4
		Missing	7	1,1	1	14,3
	Week 20	<=8%	392	62,0	121	30,9
		>8%	221	35,0	66	29,9
		Missing	7	1,1	1	14,3
	Week 24	<=8%	389	61,6	86	22,1
		>8%	219	34,7	42	19,2
		Missing	7	1,1	1	14,3
	Week 28	<=8%	385	60,9	66	17,1
		>8%	218	34,5	36	16,5
		Missing	7	1,1	1	14,3
	Week 32	<=8%	384	60,8	78	20,3
		>8%	216	34,2	40	18,5
		Missing	7	1,1	2	28,6
	Week 36	<=8%	383	60,6	55	14,4
		>8%	215	34,0	31	14,4
		Missing	7	1,1	1	14,3
	Week 40	<=8%	382	60,4	55	14,4

		>8%	213	33,7	29	13,6
		Missing	7	1,1	1	14,3
	Week 44	<=8%	382	60,4	58	15,2
		>8%	213	33,7	29	13,6
		Missing	7	1,1	1	14,3
	Week 48	<=8%	381	60,3	54	14,2
		>8%	212	33,5	22	10,4
		Missing	7	1,1	1	14,3
	Week 52	<=8%	377	59,7	50	13,3
		>8%	211	33,4	21	10,0
		Missing	7	1,1	1	14,3
Prior IVT anti-VEGF therapy	Week 16	Yes	132	20,9	44	33,3
		No	492	77,8	144	29,3
	Week 20	Yes	131	20,7	50	38,2
		No	489	77,4	138	28,2
	Week 24	Yes	131	20,7	37	28,2
		No	484	76,6	92	19,0
	Week 28	Yes	130	20,6	28	21,5
		No	480	75,9	75	15,6
	Week 32	Yes	129	20,4	29	22,5
		No	478	75,6	91	19,0
	Week 36	Yes	129	20,4	23	17,8
		No	476	75,3	64	13,4
	Week 40	Yes	129	20,4	26	20,2
		No	473	74,8	59	12,5
	Week 44	Yes	129	20,4	29	22,5
		No	473	74,8	59	12,5
	Week 48	Yes	129	20,4	22	17,1
		No	471	74,5	55	11,7
	Week 52	Yes	128	20,3	23	18,0
		No	467	73,9	49	10,5
Baseline DR severity	Week 16	<47	360	57,0	110	30,6
		47 - 53	195	30,9	60	30,8
		>53	58	9,2	14	24,1
		Missing	11	1,7	4	36,4
	Week 20	<47	358	56,6	112	31,3
		47 - 53	193	30,5	57	29,5
		>53	58	9,2	16	27,6
		Missing	11	1,7	3	27,3
	Week 24	<47	357	56,5	78	21,8
		47 - 53	191	30,2	41	21,5
		>53	57	9,0	8	14,0
		Missing	10	1,6	2	20,0
	Week 28	<47	353	55,9	60	17,0
		47 - 53	190	30,1	34	17,9
		>53	57	9,0	7	12,3
		Missing	10	1,6	2	20,0
	Week 32	<47	351	55,5	68	19,4
		47 - 53	189	29,9	41	21,7
		>53	57	9,0	9	15,8

		Missing	10	1,6	2	20,0
	Week 36	<47	349	55,2	53	15,2
		47 - 53	189	29,9	30	15,9
		>53	57	9,0	3	5,3
		Missing	10	1,6	1	10,0
	Week 40	<47	348	55,1	51	14,7
		47 - 53	187	29,6	28	15,0
		>53	57	9,0	5	8,8
		Missing	10	1,6	1	10,0
	Week 44	<47	348	55,1	53	15,2
		47 - 53	187	29,6	30	16,0
		>53	57	9,0	4	7,0
		Missing	10	1,6	1	10,0
	Week 48	<47	348	55,1	46	13,2
		47 - 53	186	29,4	26	14,0
		>53	56	8,9	4	7,1
		Missing	10	1,6	1	10,0
	Week 52	<47	346	54,7	41	11,8
		47 - 53	183	29,0	25	13,7
		>53	56	8,9	4	7,1
		Missing	10	1,6	2	20,0
Baseline DR severity	Week 16	<=53	555	87,8	170	30,6
		>53	58	9,2	14	24,1
		Missing	11	1,7	4	36,4
	Week 20	<=53	551	87,2	169	30,7
		>53	58	9,2	16	27,6
		Missing	11	1,7	3	27,3
	Week 24	<=53	548	86,7	119	21,7
		>53	57	9,0	8	14,0
		Missing	10	1,6	2	20,0
	Week 28	<=53	543	85,9	94	17,3
		>53	57	9,0	7	12,3
		Missing	10	1,6	2	20,0
	Week 32	<=53	540	85,4	109	20,2
		>53	57	9,0	9	15,8
		Missing	10	1,6	2	20,0
	Week 36	<=53	538	85,1	83	15,4
		>53	57	9,0	3	5,3
		Missing	10	1,6	1	10,0
	Week 40	<=53	535	84,7	79	14,8
		>53	57	9,0	5	8,8
		Missing	10	1,6	1	10,0
	Week 44	<=53	535	84,7	83	15,5
		>53	57	9,0	4	7,0
		Missing	10	1,6	1	10,0
	Week 48	<=53	534	84,5	72	13,5
		>53	56	8,9	4	7,1
		Missing	10	1,6	1	10,0
	Week 52	<=53	529	83,7	66	12,5
		>53	56	8,9	4	7,1
		Missing	10	1,6	2	20,0

Medical history: renal disease	Week 16	Yes	61	9,7	14	23,0
		No	563	89,1	174	30,9
	Week 20	Yes	61	9,7	15	24,6
		No	559	88,4	173	30,9
	Week 24	Yes	61	9,7	9	14,8
		No	554	87,7	120	21,7
	Week 28	Yes	59	9,3	9	15,3
		No	551	87,2	94	17,1
	Week 32	Yes	58	9,2	11	19,0
		No	549	86,9	109	19,9
	Week 36	Yes	58	9,2	5	8,6
		No	547	86,6	82	15,0
	Week 40	Yes	58	9,2	7	12,1
		No	544	86,1	78	14,3
	Week 44	Yes	58	9,2	7	12,1
		No	544	86,1	81	14,9
	Week 48	Yes	58	9,2	3	5,2
		No	542	85,8	74	13,7
	Week 52	Yes	58	9,2	4	6,9
		No	537	85,0	68	12,7
Medical history: cardiac disease	Week 16	Yes	506	80,1	157	31,0
		No	118	18,7	31	26,3
	Week 20	Yes	503	79,6	154	30,6
		No	117	18,5	34	29,1
	Week 24	Yes	500	79,1	106	21,2
		No	115	18,2	23	20,0
	Week 28	Yes	495	78,3	88	17,8
		No	115	18,2	15	13,0
	Week 32	Yes	492	77,8	102	20,7
		No	115	18,2	18	15,7
	Week 36	Yes	490	77,5	72	14,7
		No	115	18,2	15	13,0
	Week 40	Yes	488	77,2	73	15,0
		No	114	18,0	12	10,5
	Week 44	Yes	488	77,2	76	15,6
		No	114	18,0	12	10,5
	Week 48	Yes	487	77,1	64	13,1
		No	113	17,9	13	11,5
	Week 52	Yes	483	76,4	60	12,4
		No	112	17,7	12	10,7
Medical history: vascular disease	Week 16	Yes	91	14,4	20	22,0
		No	533	84,3	168	31,5
	Week 20	Yes	90	14,2	23	25,6
		No	530	83,9	165	31,1
	Week 24	Yes	90	14,2	17	18,9
		No	525	83,1	112	21,3
	Week 28	Yes	89	14,1	12	13,5

		No	521	82,4	91	17,5
	Week 32	Yes	88	13,9	15	17,0
		No	519	82,1	105	20,2
	Week 36	Yes	88	13,9	9	10,2
		No	517	81,8	78	15,1
	Week 40	Yes	88	13,9	11	12,5
		No	514	81,3	74	14,4
	Week 44	Yes	88	13,9	9	10,2
		No	514	81,3	79	15,4
	Week 48	Yes	87	13,8	7	8,0
		No	513	81,2	70	13,6
	Week 52	Yes	86	13,6	9	10,5
		No	509	80,5	63	12,4
Study	Week 16	Rhine	316	50,0	100	31,6
		Yosemite	308	48,7	88	28,6
	Week 20	Rhine	315	49,8	100	31,7
		Yosemite	305	48,3	88	28,9
	Week 24	Rhine	313	49,5	71	22,7
		Yosemite	302	47,8	58	19,2
	Week 28	Rhine	311	49,2	54	17,4
		Yosemite	299	47,3	49	16,4
	Week 32	Rhine	311	49,2	65	20,9
		Yosemite	296	46,8	55	18,6
	Week 36	Rhine	311	49,2	47	15,1
		Yosemite	294	46,5	40	13,6
	Week 40	Rhine	309	48,9	46	14,9
		Yosemite	293	46,4	39	13,3
	Week 44	Rhine	309	48,9	46	14,9
		Yosemite	293	46,4	42	14,3
	Week 48	Rhine	309	48,9	43	13,9
		Yosemite	291	46,0	34	11,7
	Week 52	Rhine	309	48,9	41	13,3
		Yosemite	286	45,3	31	10,8

Clinical cut-off: YOSEMITE 01NOV2021 and RHINE 28OCT2021

Program: root/clinical_studies/RO6867461/CDT70122/share/ACE_pool_DME_Base/prod/program/t_eff_resp_visit.sas
Output: root/clinical_studies/RO6867461/CDT70122/share/ACE_pool_DME_CSR_Final/prod/output_bc/t_eff_resp_visit_sg_Q4W_W1652_ITBC_OCTNOV2021_DME.xls
07JUL2022 10:13

POPULATION: Intent-to-Treat Population B vs. C
ENDPOINT: Proportion of Patients in the PTI arm on a Q4W treatment interval
MODEL: descriptive
STUDY: GR40349 & GR40398
Dichotomous Analysis by Visit (Efficacy)

			Faricimab (PTI) (N=632)			
			Patients		Patients with Event	
Name	Visit	Level	n	%	n	%
All	Week 56	n/a	594	94,0	69	11,6
	Week 60	n/a	591	93,5	65	11,0
	Week 64	n/a	589	93,2	65	11,0
	Week 68	n/a	588	93,0	63	10,7
	Week 72	n/a	581	91,9	53	9,1
	Week 76	n/a	574	90,8	57	9,9
	Week 80	n/a	572	90,5	61	10,7
	Week 84	n/a	568	89,9	54	9,5
	Week 88	n/a	565	89,4	55	9,7
	Week 92	n/a	562	88,9	57	10,1
	Week 96	n/a	559	88,4	48	8,6
Study	Week 56	Rhine	308	48,7	39	12,7
		Yosemite	286	45,3	30	10,5
	Week 60	Rhine	306	48,4	37	12,1
		Yosemite	285	45,1	28	9,8
	Week 64	Rhine	306	48,4	41	13,4
		Yosemite	283	44,8	24	8,5
	Week 68	Rhine	306	48,4	40	13,1
		Yosemite	282	44,6	23	8,2
	Week 72	Rhine	301	47,6	33	11,0
		Yosemite	280	44,3	20	7,1
	Week 76	Rhine	298	47,2	37	12,4
		Yosemite	276	43,7	20	7,2
	Week 80	Rhine	296	46,8	40	13,5
		Yosemite	276	43,7	21	7,6
	Week 84	Rhine	294	46,5	36	12,2
		Yosemite	274	43,4	18	6,6
	Week 88	Rhine	292	46,2	36	12,3
		Yosemite	273	43,2	19	7,0
	Week 92	Rhine	289	45,7	31	10,7

		Yosemite	273	43,2	26	9,5
	Week 96	Rhine	288	45,6	29	10,1
		Yosemite	271	42,9	19	7,0

Clinical cut-off: YOSEMITE 01NOV2021 and RHINE 28OCT2021

Program: root/clinical_studies/RO6867461/CDT70122/share/ACE_pool_DME_Base/prod/program/t_eff_resp_visit.sas
Output: root/clinical_studies/RO6867461/CDT70122/share/ACE_pool_DME_CSR_Final/prod/output_bc/t_eff_resp_visit_Q4W_ITBC_OCTNOV2021_DME.xls
10MAR2022 22:43

POPULATION: Intent-to-Treat Population B vs. C
ENDPOINT: Proportion of Patients in the PTI arm on a Q4W treatment interval
MODEL: descriptive
STUDY: GR40349 & GR40398
Dichotomous Analysis by Visit and Subgroups (Efficacy)

			Faricimab (PTI) (N=632)			
			Patients		Patients with Event	
Name	Visit	Level	n	%	n	%
All	Week 56	n/a	594	94,0	69	11,6
	Week 60	n/a	591	93,5	65	11,0
	Week 64	n/a	589	93,2	65	11,0
	Week 68	n/a	588	93,0	63	10,7
	Week 72	n/a	581	91,9	53	9,1
	Week 76	n/a	574	90,8	57	9,9
	Week 80	n/a	572	90,5	61	10,7
	Week 84	n/a	568	89,9	54	9,5
	Week 88	n/a	565	89,4	55	9,7
	Week 92	n/a	562	88,9	57	10,1
	Week 96	n/a	559	88,4	48	8,6
Sex	Week 56	Male	373	59,0	45	12,1
		Female	221	35,0	24	10,9
	Week 60	Male	371	58,7	43	11,6
		Female	220	34,8	22	10,0
	Week 64	Male	370	58,5	41	11,1
		Female	219	34,7	24	11,0
	Week 68	Male	370	58,5	41	11,1
		Female	218	34,5	22	10,1
	Week 72	Male	364	57,6	34	9,3
		Female	217	34,3	19	8,8
	Week 76	Male	358	56,6	36	10,1
		Female	216	34,2	21	9,7
	Week 80	Male	357	56,5	37	10,4
		Female	215	34,0	24	11,2
	Week 84	Male	356	56,3	33	9,3
		Female	212	33,5	21	9,9
	Week 88	Male	356	56,3	35	9,8
		Female	209	33,1	20	9,6
	Week 92	Male	355	56,2	39	11,0

		Female	207	32,8	18	8,7
	Week 96	Male	353	55,9	26	7,4
		Female	206	32,6	22	10,7
Age	Week 56	< 65 years	328	51,9	44	13,4
		>= 65 years	266	42,1	25	9,4
	Week 60	< 65 years	327	51,7	44	13,5
		>= 65 years	264	41,8	21	8,0
	Week 64	< 65 years	327	51,7	42	12,8
		>= 65 years	262	41,5	23	8,8
	Week 68	< 65 years	327	51,7	40	12,2
		>= 65 years	261	41,3	23	8,8
	Week 72	< 65 years	323	51,1	34	10,5
		>= 65 years	258	40,8	19	7,4
	Week 76	< 65 years	321	50,8	36	11,2
		>= 65 years	253	40,0	21	8,3
	Week 80	< 65 years	321	50,8	42	13,1
		>= 65 years	251	39,7	19	7,6
	Week 84	< 65 years	318	50,3	35	11,0
		>= 65 years	250	39,6	19	7,6
	Week 88	< 65 years	317	50,2	35	11,0
		>= 65 years	248	39,2	20	8,1
	Week 92	< 65 years	316	50,0	37	11,7
		>= 65 years	246	38,9	20	8,1
	Week 96	< 65 years	314	49,7	27	8,6
		>= 65 years	245	38,8	21	8,6
Age	Week 56	< 75 years	543	85,9	62	11,4
		>= 75 years	51	8,1	7	13,7
	Week 60	< 75 years	540	85,4	60	11,1
		>= 75 years	51	8,1	5	9,8
	Week 64	< 75 years	539	85,3	59	10,9
		>= 75 years	50	7,9	6	12,0
	Week 68	< 75 years	538	85,1	56	10,4
		>= 75 years	50	7,9	7	14,0
	Week 72	< 75 years	531	84,0	48	9,0
		>= 75 years	50	7,9	5	10,0
	Week 76	< 75 years	524	82,9	50	9,5
		>= 75 years	50	7,9	7	14,0
	Week 80	< 75 years	523	82,8	56	10,7
		>= 75 years	49	7,8	5	10,2
	Week 84	< 75 years	519	82,1	50	9,6
		>= 75 years	49	7,8	4	8,2

	Week 88	< 75 years	517	81,8	49	9,5
		>= 75 years	48	7,6	6	12,5
	Week 92	< 75 years	515	81,5	51	9,9
		>= 75 years	47	7,4	6	12,8
	Week 96	< 75 years	512	81,0	43	8,4
		>= 75 years	47	7,4	5	10,6
Baseline BCVA ETDRS letter score	Week 56	< 64 letters	260	41,1	39	15,0
		>= 64 letters	333	52,7	30	9,0
		Missing	1	0,2	0	0,0
	Week 60	< 64 letters	258	40,8	34	13,2
		>= 64 letters	332	52,5	31	9,3
		Missing	1	0,2	0	0,0
	Week 64	< 64 letters	257	40,7	33	12,8
		>= 64 letters	331	52,4	32	9,7
		Missing	1	0,2	0	0,0
	Week 68	< 64 letters	256	40,5	29	11,3
		>= 64 letters	331	52,4	34	10,3
		Missing	1	0,2	0	0,0
	Week 72	< 64 letters	252	39,9	26	10,3
		>= 64 letters	328	51,9	27	8,2
		Missing	1	0,2	0	0,0
	Week 76	< 64 letters	249	39,4	34	13,7
		>= 64 letters	324	51,3	23	7,1
		Missing	1	0,2	0	0,0
	Week 80	< 64 letters	247	39,1	33	13,4
		>= 64 letters	324	51,3	28	8,6
		Missing	1	0,2	0	0,0
	Week 84	< 64 letters	245	38,8	26	10,6
		>= 64 letters	323	51,1	28	8,7
		Missing	0	0,0	0	0,0
	Week 88	< 64 letters	242	38,3	25	10,3
		>= 64 letters	323	51,1	30	9,3
		Missing	0	0,0	0	0,0
	Week 92	< 64 letters	242	38,3	26	10,7
		>= 64 letters	320	50,6	31	9,7
		Missing	0	0,0	0	0,0
	Week 96	< 64 letters	239	37,8	20	8,4
		>= 64 letters	320	50,6	28	8,8
		Missing	0	0,0	0	0,0
Geographic region	Week 56	Europe	210	33,2	25	11,9

		America	318	50,3	40	12,6
		Asia Pacific (inc. Australia)	66	10,4	4	6,1
	Week 60	Europe	208	32,9	19	9,1
		America	317	50,2	42	13,2
		Asia Pacific (inc. Australia)	66	10,4	4	6,1
	Week 64	Europe	207	32,8	21	10,1
		America	316	50,0	38	12,0
		Asia Pacific (inc. Australia)	66	10,4	6	9,1
	Week 68	Europe	207	32,8	16	7,7
		America	315	49,8	40	12,7
		Asia Pacific (inc. Australia)	66	10,4	7	10,6
	Week 72	Europe	206	32,6	13	6,3
		America	310	49,1	35	11,3
		Asia Pacific (inc. Australia)	65	10,3	5	7,7
	Week 76	Europe	202	32,0	16	7,9
		America	307	48,6	35	11,4
		Asia Pacific (inc. Australia)	65	10,3	6	9,2
	Week 80	Europe	200	31,6	17	8,5
		America	307	48,6	35	11,4
		Asia Pacific (inc. Australia)	65	10,3	9	13,8
	Week 84	Europe	197	31,2	15	7,6
		America	306	48,4	33	10,8
		Asia Pacific (inc. Australia)	65	10,3	6	9,2
	Week 88	Europe	195	30,9	15	7,7
		America	305	48,3	34	11,1
		Asia Pacific (inc. Australia)	65	10,3	6	9,2
	Week 92	Europe	193	30,5	18	9,3
		America	304	48,1	32	10,5
		Asia Pacific (inc. Australia)	65	10,3	7	10,8
	Week 96	Europe	192	30,4	17	8,9
		America	302	47,8	25	8,3
		Asia Pacific (inc. Australia)	65	10,3	6	9,2
Race/ethnicity	Week 56	White	469	74,2	57	12,2
		Asian	59	9,3	5	8,5
		Other	46	7,3	6	13,0
		Unknown	20	3,2	1	5,0
	Week 60	White	466	73,7	54	11,6
		Asian	59	9,3	5	8,5
		Other	46	7,3	5	10,9
		Unknown	20	3,2	1	5,0
	Week 64	White	465	73,6	52	11,2
		Asian	59	9,3	7	11,9

		Other	46	7,3	5	10,9
		Unknown	19	3,0	1	5,3
	Week 68	White	465	73,6	50	10,8
		Asian	59	9,3	7	11,9
		Other	45	7,1	4	8,9
		Unknown	19	3,0	2	10,5
	Week 72	White	460	72,8	46	10,0
		Asian	59	9,3	3	5,1
		Other	44	7,0	3	6,8
		Unknown	18	2,8	1	5,6
	Week 76	White	454	71,8	48	10,6
		Asian	59	9,3	5	8,5
		Other	43	6,8	3	7,0
		Unknown	18	2,8	1	5,6
	Week 80	White	452	71,5	48	10,6
		Asian	59	9,3	7	11,9
		Other	43	6,8	4	9,3
		Unknown	18	2,8	2	11,1
	Week 84	White	448	70,9	45	10,0
		Asian	59	9,3	5	8,5
		Other	43	6,8	3	7,0
		Unknown	18	2,8	1	5,6
	Week 88	White	446	70,6	46	10,3
		Asian	58	9,2	5	8,6
		Other	43	6,8	3	7,0
		Unknown	18	2,8	1	5,6
	Week 92	White	443	70,1	48	10,8
		Asian	58	9,2	4	6,9
		Other	43	6,8	4	9,3
		Unknown	18	2,8	1	5,6
	Week 96	White	441	69,8	40	9,1
		Asian	58	9,2	4	6,9
		Other	42	6,6	3	7,1
		Unknown	18	2,8	1	5,6
Baseline HbA1c	Week 56	<=8%	376	59,5	45	12,0
		>8%	211	33,4	23	10,9
		Missing	7	1,1	1	14,3
	Week 60	<=8%	374	59,2	43	11,5
		>8%	210	33,2	21	10,0
		Missing	7	1,1	1	14,3
	Week 64	<=8%	372	58,9	45	12,1
		>8%	210	33,2	19	9,0

		Missing	7	1,1	1	14,3
	Week 68	<=8%	371	58,7	38	10,2
		>8%	210	33,2	23	11,0
		Missing	7	1,1	2	28,6
	Week 72	<=8%	369	58,4	33	8,9
		>8%	205	32,4	19	9,3
		Missing	7	1,1	1	14,3
	Week 76	<=8%	363	57,4	39	10,7
		>8%	204	32,3	17	8,3
		Missing	7	1,1	1	14,3
	Week 80	<=8%	362	57,3	37	10,2
		>8%	203	32,1	22	10,8
		Missing	7	1,1	2	28,6
	Week 84	<=8%	361	57,1	34	9,4
		>8%	200	31,6	18	9,0
		Missing	7	1,1	2	28,6
	Week 88	<=8%	359	56,8	39	10,9
		>8%	199	31,5	14	7,0
		Missing	7	1,1	2	28,6
	Week 92	<=8%	356	56,3	38	10,7
		>8%	199	31,5	17	8,5
		Missing	7	1,1	2	28,6
	Week 96	<=8%	355	56,2	31	8,7
		>8%	197	31,2	15	7,6
		Missing	7	1,1	2	28,6
Prior IVT anti-VEGF therapy	Week 56	Yes	128	20,3	23	18,0
		No	466	73,7	46	9,9
	Week 60	Yes	128	20,3	21	16,4
		No	463	73,3	44	9,5
	Week 64	Yes	128	20,3	19	14,8
		No	461	72,9	46	10,0
	Week 68	Yes	128	20,3	23	18,0
		No	460	72,8	40	8,7
	Week 72	Yes	126	19,9	18	14,3
		No	455	72,0	35	7,7
	Week 76	Yes	124	19,6	19	15,3
		No	450	71,2	38	8,4
	Week 80	Yes	124	19,6	21	16,9
		No	448	70,9	40	8,9
	Week 84	Yes	123	19,5	17	13,8
		No	445	70,4	37	8,3

	Week 88	Yes	122	19,3	21	17,2
		No	443	70,1	34	7,7
	Week 92	Yes	122	19,3	20	16,4
		No	440	69,6	37	8,4
	Week 96	Yes	122	19,3	12	9,8
		No	437	69,1	36	8,2
Baseline DR severity	Week 56	<47	346	54,7	38	11,0
		47 - 53	183	29,0	24	13,1
		>53	55	8,7	5	9,1
		Missing	10	1,6	2	20,0
	Week 60	<47	343	54,3	37	10,8
		47 - 53	183	29,0	22	12,0
		>53	55	8,7	5	9,1
		Missing	10	1,6	1	10,0
	Week 64	<47	341	54,0	36	10,6
		47 - 53	183	29,0	24	13,1
		>53	55	8,7	4	7,3
		Missing	10	1,6	1	10,0
	Week 68	<47	340	53,8	39	11,5
		47 - 53	183	29,0	22	12,0
		>53	55	8,7	1	1,8
		Missing	10	1,6	1	10,0
	Week 72	<47	337	53,3	33	9,8
		47 - 53	181	28,6	17	9,4
		>53	53	8,4	2	3,8
		Missing	10	1,6	1	10,0
	Week 76	<47	334	52,8	33	9,9
		47 - 53	178	28,2	20	11,2
		>53	52	8,2	3	5,8
		Missing	10	1,6	1	10,0
	Week 80	<47	333	52,7	38	11,4
		47 - 53	178	28,2	18	10,1
		>53	51	8,1	4	7,8
		Missing	10	1,6	1	10,0
	Week 84	<47	331	52,4	36	10,9
		47 - 53	176	27,8	13	7,4
		>53	51	8,1	4	7,8
		Missing	10	1,6	1	10,0
	Week 88	<47	328	51,9	38	11,6
		47 - 53	176	27,8	13	7,4
		>53	51	8,1	3	5,9
		Missing	10	1,6	1	10,0

	Week 92	<47	326	51,6	36	11,0
		47 - 53	176	27,8	16	9,1
		>53	50	7,9	4	8,0
		Missing	10	1,6	1	10,0
	Week 96	<47	325	51,4	29	8,9
		47 - 53	175	27,7	15	8,6
		>53	50	7,9	3	6,0
		Missing	9	1,4	1	11,1
Baseline DR severity	Week 56	<=53	529	83,7	62	11,7
		>53	55	8,7	5	9,1
		Missing	10	1,6	2	20,0
	Week 60	<=53	526	83,2	59	11,2
		>53	55	8,7	5	9,1
		Missing	10	1,6	1	10,0
	Week 64	<=53	524	82,9	60	11,5
		>53	55	8,7	4	7,3
		Missing	10	1,6	1	10,0
	Week 68	<=53	523	82,8	61	11,7
		>53	55	8,7	1	1,8
		Missing	10	1,6	1	10,0
	Week 72	<=53	518	82,0	50	9,7
		>53	53	8,4	2	3,8
		Missing	10	1,6	1	10,0
	Week 76	<=53	512	81,0	53	10,4
		>53	52	8,2	3	5,8
		Missing	10	1,6	1	10,0
	Week 80	<=53	511	80,9	56	11,0
		>53	51	8,1	4	7,8
		Missing	10	1,6	1	10,0
	Week 84	<=53	507	80,2	49	9,7
		>53	51	8,1	4	7,8
		Missing	10	1,6	1	10,0
	Week 88	<=53	504	79,7	51	10,1
		>53	51	8,1	3	5,9
		Missing	10	1,6	1	10,0
	Week 92	<=53	502	79,4	52	10,4
		>53	50	7,9	4	8,0
		Missing	10	1,6	1	10,0
	Week 96	<=53	500	79,1	44	8,8
		>53	50	7,9	3	6,0
		Missing	9	1,4	1	11,1

Medical history: renal disease	Week 56	Yes	57	9,0	4	7,0
		No	537	85,0	65	12,1
	Week 60	Yes	57	9,0	2	3,5
		No	534	84,5	63	11,8
	Week 64	Yes	57	9,0	4	7,0
		No	532	84,2	61	11,5
	Week 68	Yes	57	9,0	5	8,8
		No	531	84,0	58	10,9
	Week 72	Yes	55	8,7	3	5,5
		No	526	83,2	50	9,5
	Week 76	Yes	54	8,5	4	7,4
		No	520	82,3	53	10,2
	Week 80	Yes	54	8,5	5	9,3
		No	518	82,0	56	10,8
	Week 84	Yes	51	8,1	6	11,8
		No	517	81,8	48	9,3
	Week 88	Yes	51	8,1	4	7,8
		No	514	81,3	51	9,9
	Week 92	Yes	50	7,9	2	4,0
		No	512	81,0	55	10,7
	Week 96	Yes	50	7,9	2	4,0
		No	509	80,5	46	9,0
Medical history: cardiac disease	Week 56	Yes	482	76,3	56	11,6
		No	112	17,7	13	11,6
	Week 60	Yes	479	75,8	53	11,1
		No	112	17,7	12	10,7
	Week 64	Yes	477	75,5	54	11,3
		No	112	17,7	11	9,8
	Week 68	Yes	476	75,3	50	10,5
		No	112	17,7	13	11,6
	Week 72	Yes	470	74,4	41	8,7
		No	111	17,6	12	10,8
	Week 76	Yes	464	73,4	47	10,1
		No	110	17,4	10	9,1
	Week 80	Yes	462	73,1	52	11,3
		No	110	17,4	9	8,2
	Week 84	Yes	459	72,6	45	9,8
		No	109	17,2	9	8,3
	Week 88	Yes	456	72,2	45	9,9
		No	109	17,2	10	9,2
	Week 92	Yes	453	71,7	44	9,7

		No	109	17,2	13	11,9
	Week 96	Yes	452	71,5	38	8,4
		No	107	16,9	10	9,3
Medical history: vascular disease	Week 56	Yes	86	13,6	9	10,5
		No	508	80,4	60	11,8
	Week 60	Yes	84	13,3	10	11,9
		No	507	80,2	55	10,8
	Week 64	Yes	84	13,3	10	11,9
		No	505	79,9	55	10,9
	Week 68	Yes	84	13,3	8	9,5
		No	504	79,7	55	10,9
	Week 72	Yes	82	13,0	7	8,5
		No	499	79,0	46	9,2
	Week 76	Yes	80	12,7	7	8,8
		No	494	78,2	50	10,1
	Week 80	Yes	80	12,7	8	10,0
		No	492	77,8	53	10,8
	Week 84	Yes	80	12,7	9	11,3
		No	488	77,2	45	9,2
	Week 88	Yes	78	12,3	5	6,4
		No	487	77,1	50	10,3
	Week 92	Yes	76	12,0	7	9,2
		No	486	76,9	50	10,3
	Week 96	Yes	76	12,0	8	10,5
		No	483	76,4	40	8,3
Study	Week 56	Rhine	308	48,7	39	12,7
		Yosemite	286	45,3	30	10,5
	Week 60	Rhine	306	48,4	37	12,1
		Yosemite	285	45,1	28	9,8
	Week 64	Rhine	306	48,4	41	13,4
		Yosemite	283	44,8	24	8,5
	Week 68	Rhine	306	48,4	40	13,1
		Yosemite	282	44,6	23	8,2
	Week 72	Rhine	301	47,6	33	11,0
		Yosemite	280	44,3	20	7,1
	Week 76	Rhine	298	47,2	37	12,4
		Yosemite	276	43,7	20	7,2
	Week 80	Rhine	296	46,8	40	13,5
		Yosemite	276	43,7	21	7,6
	Week 84	Rhine	294	46,5	36	12,2

		Yosemite	274	43,4	18	6,6
	Week 88	Rhine	292	46,2	36	12,3
		Yosemite	273	43,2	19	7,0
	Week 92	Rhine	289	45,7	31	10,7
		Yosemite	273	43,2	26	9,5
	Week 96	Rhine	288	45,6	29	10,1
		Yosemite	271	42,9	19	7,0

Clinical cut-off: YOSEMITE 01NOV2021 and RHINE 28OCT2021

Program: root/clinical_studies/RO6867461/CDT70122/share/ACE_pool_DME_Base/prod/program/t_eff_resp_visit.sas
Output: root/clinical_studies/RO6867461/CDT70122/share/ACE_pool_DME_CSR_Final/prod/output_bc/t_eff_resp_visit_sg_Q4W_ITBC_OCTNOV2021_DME.xls
10MAR2022 22:38

POPULATION: Intent-to-Treat Population B vs. C
ENDPOINT: Proportion of Patients in the PTI arm on a Q8W treatment interval
MODEL: descriptive
STUDY: GR40349 & GR40398
Dichotomous Analysis by Visit (Efficacy)

			Faricimab (PTI) (N=632)			
			Patients		Patients with Event	
Name	Visit	Level	n	%	n	%
All	Week 16	n/a	624	98,7	436	69,9
	Week 20	n/a	620	98,1	164	26,5
	Week 24	n/a	615	97,3	182	29,6
	Week 28	n/a	610	96,5	130	21,3
	Week 32	n/a	607	96,0	124	20,4
	Week 36	n/a	605	95,7	124	20,5
	Week 40	n/a	602	95,3	107	17,8
	Week 44	n/a	602	95,3	94	15,6
	Week 48	n/a	600	94,9	84	14,0
	Week 52	n/a	595	94,1	91	15,3
Study	Week 16	Rhine	316	50,0	216	68,4
		Yosemite	308	48,7	220	71,4
	Week 20	Rhine	315	49,8	80	25,4
		Yosemite	305	48,3	84	27,5
	Week 24	Rhine	313	49,5	90	28,8
		Yosemite	302	47,8	92	30,5
	Week 28	Rhine	311	49,2	67	21,5
		Yosemite	299	47,3	63	21,1
	Week 32	Rhine	311	49,2	66	21,2
		Yosemite	296	46,8	58	19,6
	Week 36	Rhine	311	49,2	67	21,5
		Yosemite	294	46,5	57	19,4
	Week 40	Rhine	309	48,9	59	19,1
		Yosemite	293	46,4	48	16,4
	Week 44	Rhine	309	48,9	52	16,8
		Yosemite	293	46,4	42	14,3
	Week 48	Rhine	309	48,9	44	14,2
		Yosemite	291	46,0	40	13,7
	Week 52	Rhine	309	48,9	47	15,2
		Yosemite	286	45,3	44	15,4

Clinical cut-off: YOSEMITE 01NOV2021 and RHINE 28OCT2021

Program: root/clinical_studies/RO6867461/CDT70122/share/ACE_pool_DME_Base/prod/program/t_eff_resp_visit.sas
Output: root/clinical_studies/RO6867461/CDT70122/share/ACE_pool_DME_CSR_Final/prod/output_bc/t_eff_resp_visit_Q8W_W1652_ITBC_OCTNOV2021_DME.xls
07JUL2022 10:22

POPULATION: Intent-to-Treat Population B vs. C
ENDPOINT: Proportion of Patients in the PTI arm on a Q8W treatment interval
MODEL: descriptive
STUDY: GR40349 & GR40398
Dichotomous Analysis by Visit and Subgroups (Efficacy)

			Faricimab (PTI) (N=632)			
			Patients		Patients with Event	
Name	Visit	Level	n	%	n	%
All	Week 16	n/a	624	98,7	436	69,9
	Week 20	n/a	620	98,1	164	26,5
	Week 24	n/a	615	97,3	182	29,6
	Week 28	n/a	610	96,5	130	21,3
	Week 32	n/a	607	96,0	124	20,4
	Week 36	n/a	605	95,7	124	20,5
	Week 40	n/a	602	95,3	107	17,8
	Week 44	n/a	602	95,3	94	15,6
	Week 48	n/a	600	94,9	84	14,0
	Week 52	n/a	595	94,1	91	15,3
Sex	Week 16	Male	392	62,0	272	69,4
		Female	232	36,7	164	70,7
	Week 20	Male	390	61,7	100	25,6
		Female	230	36,4	64	27,8
	Week 24	Male	387	61,2	113	29,2
		Female	228	36,1	69	30,3
	Week 28	Male	383	60,6	78	20,4
		Female	227	35,9	52	22,9
	Week 32	Male	380	60,1	70	18,4
		Female	227	35,9	54	23,8
	Week 36	Male	379	60,0	78	20,6
		Female	226	35,8	46	20,4
	Week 40	Male	378	59,8	68	18,0
		Female	224	35,4	39	17,4
	Week 44	Male	378	59,8	61	16,1
		Female	224	35,4	33	14,7
	Week 48	Male	376	59,5	53	14,1
		Female	224	35,4	31	13,8
	Week 52	Male	374	59,2	62	16,6
		Female	221	35,0	29	13,1
Age	Week 16	< 65 years	347	54,9	235	67,7
		>= 65 years	277	43,8	201	72,6
	Week 20	< 65 years	344	54,4	90	26,2
		>= 65 years	276	43,7	74	26,8
	Week 24	< 65 years	341	54,0	100	29,3
		>= 65 years	274	43,4	82	29,9
	Week 28	< 65 years	338	53,5	70	20,7
		>= 65 years	272	43,0	60	22,1

	Week 32	< 65 years	337	53,3	78	23,1
		>= 65 years	270	42,7	46	17,0
	Week 36	< 65 years	337	53,3	78	23,1
		>= 65 years	268	42,4	46	17,2
	Week 40	< 65 years	334	52,8	62	18,6
		>= 65 years	268	42,4	45	16,8
	Week 44	< 65 years	334	52,8	51	15,3
		>= 65 years	268	42,4	43	16,0
	Week 48	< 65 years	332	52,5	44	13,3
		>= 65 years	268	42,4	40	14,9
	Week 52	< 65 years	329	52,1	52	15,8
		>= 65 years	266	42,1	39	14,7
Age	Week 16	< 75 years	569	90,0	397	69,8
		>= 75 years	55	8,7	39	70,9
	Week 20	< 75 years	565	89,4	152	26,9
		>= 75 years	55	8,7	12	21,8
	Week 24	< 75 years	561	88,8	166	29,6
		>= 75 years	54	8,5	16	29,6
	Week 28	< 75 years	557	88,1	119	21,4
		>= 75 years	53	8,4	11	20,8
	Week 32	< 75 years	555	87,8	116	20,9
		>= 75 years	52	8,2	8	15,4
	Week 36	< 75 years	554	87,7	117	21,1
		>= 75 years	51	8,1	7	13,7
	Week 40	< 75 years	551	87,2	100	18,1
		>= 75 years	51	8,1	7	13,7
	Week 44	< 75 years	551	87,2	85	15,4
		>= 75 years	51	8,1	9	17,6
	Week 48	< 75 years	549	86,9	77	14,0
		>= 75 years	51	8,1	7	13,7
	Week 52	< 75 years	544	86,1	83	15,3
		>= 75 years	51	8,1	8	15,7
Baseline BCVA ETDRS letter score	Week 16	< 64 letters	276	43,7	184	66,7
		>= 64 letters	346	54,7	251	72,5
		Missing	2	0,3	1	50,0
	Week 20	< 64 letters	274	43,4	83	30,3
		>= 64 letters	344	54,4	81	23,5
		Missing	2	0,3	0	0,0
	Week 24	< 64 letters	273	43,2	99	36,3
		>= 64 letters	341	54,0	83	24,3
		Missing	1	0,2	0	0,0
	Week 28	< 64 letters	269	42,6	70	26,0
		>= 64 letters	340	53,8	60	17,6
		Missing	1	0,2	0	0,0
	Week 32	< 64 letters	268	42,4	58	21,6
		>= 64 letters	338	53,5	66	19,5
		Missing	1	0,2	0	0,0
	Week 36	< 64 letters	267	42,2	63	23,6
		>= 64 letters	337	53,3	61	18,1
		Missing	1	0,2	0	0,0

	Week 40	< 64 letters	267	42,2	58	21,7
		>= 64 letters	334	52,8	49	14,7
		Missing	1	0,2	0	0,0
	Week 44	< 64 letters	267	42,2	48	18,0
		>= 64 letters	334	52,8	45	13,5
		Missing	1	0,2	1	100,0
	Week 48	< 64 letters	266	42,1	42	15,8
		>= 64 letters	333	52,7	41	12,3
		Missing	1	0,2	1	100,0
	Week 52	< 64 letters	261	41,3	38	14,6
		>= 64 letters	333	52,7	53	15,9
		Missing	1	0,2	0	0,0
Geographic region	Week 16	Europe	214	33,9	150	70,1
		America	342	54,1	239	69,9
		Asia Pacific (inc. Australia)	68	10,8	47	69,1
	Week 20	Europe	214	33,9	48	22,4
		America	339	53,6	94	27,7
		Asia Pacific (inc. Australia)	67	10,6	22	32,8
	Week 24	Europe	213	33,7	59	27,7
		America	335	53,0	98	29,3
		Asia Pacific (inc. Australia)	67	10,6	25	37,3
	Week 28	Europe	212	33,5	44	20,8
		America	331	52,4	69	20,8
		Asia Pacific (inc. Australia)	67	10,6	17	25,4
	Week 32	Europe	212	33,5	45	21,2
		America	328	51,9	65	19,8
		Asia Pacific (inc. Australia)	67	10,6	14	20,9
	Week 36	Europe	212	33,5	46	21,7
		America	326	51,6	66	20,2
		Asia Pacific (inc. Australia)	67	10,6	12	17,9
	Week 40	Europe	212	33,5	38	17,9
		America	323	51,1	56	17,3
		Asia Pacific (inc. Australia)	67	10,6	13	19,4
	Week 44	Europe	212	33,5	39	18,4
		America	323	51,1	42	13,0
		Asia Pacific (inc. Australia)	67	10,6	13	19,4
	Week 48	Europe	212	33,5	38	17,9
		America	321	50,8	37	11,5
		Asia Pacific (inc. Australia)	67	10,6	9	13,4
	Week 52	Europe	210	33,2	36	17,1
		America	319	50,5	46	14,4
		Asia Pacific (inc. Australia)	66	10,4	9	13,6
Race/ethnicity	Week 16	White	483	76,4	340	70,4
		Asian	61	9,7	42	68,9
		Other	54	8,5	35	64,8
		Unknown	26	4,1	19	73,1
	Week 20	White	482	76,3	116	24,1
		Asian	60	9,5	21	35,0
		Other	53	8,4	16	30,2
		Unknown	25	4,0	11	44,0

	Week 24	White	480	75,9	141	29,4
		Asian	60	9,5	21	35,0
		Other	51	8,1	11	21,6
		Unknown	24	3,8	9	37,5
	Week 28	White	478	75,6	102	21,3
		Asian	60	9,5	13	21,7
		Other	49	7,8	6	12,2
		Unknown	23	3,6	9	39,1
	Week 32	White	477	75,5	94	19,7
		Asian	60	9,5	15	25,0
		Other	49	7,8	7	14,3
		Unknown	21	3,3	8	38,1
	Week 36	White	475	75,2	102	21,5
		Asian	60	9,5	11	18,3
		Other	49	7,8	3	6,1
		Unknown	21	3,3	8	38,1
	Week 40	White	474	75,0	88	18,6
		Asian	60	9,5	11	18,3
		Other	47	7,4	2	4,3
		Unknown	21	3,3	6	28,6
	Week 44	White	474	75,0	76	16,0
		Asian	60	9,5	11	18,3
		Other	47	7,4	4	8,5
		Unknown	21	3,3	3	14,3
	Week 48	White	472	74,7	70	14,8
		Asian	60	9,5	7	11,7
		Other	47	7,4	4	8,5
		Unknown	21	3,3	3	14,3
	Week 52	White	470	74,4	77	16,4
		Asian	59	9,3	8	13,6
		Other	46	7,3	4	8,7
		Unknown	20	3,2	2	10,0
Baseline HbA1c	Week 16	<=8%	396	62,7	274	69,2
		>8%	221	35,0	156	70,6
		Missing	7	1,1	6	85,7
	Week 20	<=8%	392	62,0	105	26,8
		>8%	221	35,0	58	26,2
		Missing	7	1,1	1	14,3
	Week 24	<=8%	389	61,6	111	28,5
		>8%	219	34,7	71	32,4
		Missing	7	1,1	0	0,0
	Week 28	<=8%	385	60,9	79	20,5
		>8%	218	34,5	51	23,4
		Missing	7	1,1	0	0,0
	Week 32	<=8%	384	60,8	75	19,5
		>8%	216	34,2	49	22,7
		Missing	7	1,1	0	0,0
	Week 36	<=8%	383	60,6	78	20,4
		>8%	215	34,0	45	20,9
		Missing	7	1,1	1	14,3
	Week 40	<=8%	382	60,4	69	18,1

		>8%	213	33,7	37	17,4
		Missing	7	1,1	1	14,3
	Week 44	<=8%	382	60,4	60	15,7
		>8%	213	33,7	33	15,5
		Missing	7	1,1	1	14,3
	Week 48	<=8%	381	60,3	54	14,2
		>8%	212	33,5	30	14,2
		Missing	7	1,1	0	0,0
	Week 52	<=8%	377	59,7	59	15,6
		>8%	211	33,4	32	15,2
		Missing	7	1,1	0	0,0
Prior IVT anti-VEGF therapy	Week 16	Yes	132	20,9	88	66,7
		No	492	77,8	348	70,7
	Week 20	Yes	131	20,7	34	26,0
		No	489	77,4	130	26,6
	Week 24	Yes	131	20,7	41	31,3
		No	484	76,6	141	29,1
	Week 28	Yes	130	20,6	37	28,5
		No	480	75,9	93	19,4
	Week 32	Yes	129	20,4	36	27,9
		No	478	75,6	88	18,4
	Week 36	Yes	129	20,4	33	25,6
		No	476	75,3	91	19,1
	Week 40	Yes	129	20,4	27	20,9
		No	473	74,8	80	16,9
	Week 44	Yes	129	20,4	25	19,4
		No	473	74,8	69	14,6
	Week 48	Yes	129	20,4	27	20,9
		No	471	74,5	57	12,1
	Week 52	Yes	128	20,3	27	21,1
		No	467	73,9	64	13,7
Baseline DR severity	Week 16	<47	360	57,0	250	69,4
		47 - 53	195	30,9	135	69,2
		>53	58	9,2	44	75,9
		Missing	11	1,7	7	63,6
	Week 20	<47	358	56,6	94	26,3
		47 - 53	193	30,5	51	26,4
		>53	58	9,2	14	24,1
		Missing	11	1,7	5	45,5
	Week 24	<47	357	56,5	102	28,6
		47 - 53	191	30,2	57	29,8
		>53	57	9,0	19	33,3
		Missing	10	1,6	4	40,0
	Week 28	<47	353	55,9	78	22,1
		47 - 53	190	30,1	35	18,4
		>53	57	9,0	13	22,8
		Missing	10	1,6	4	40,0
	Week 32	<47	351	55,5	66	18,8
		47 - 53	189	29,9	41	21,7
		>53	57	9,0	14	24,6

		Missing	10	1,6	3	30,0
	Week 36	<47	349	55,2	59	16,9
		47 - 53	189	29,9	45	23,8
		>53	57	9,0	18	31,6
		Missing	10	1,6	2	20,0
	Week 40	<47	348	55,1	50	14,4
		47 - 53	187	29,6	43	23,0
		>53	57	9,0	12	21,1
		Missing	10	1,6	2	20,0
	Week 44	<47	348	55,1	52	14,9
		47 - 53	187	29,6	33	17,6
		>53	57	9,0	8	14,0
		Missing	10	1,6	1	10,0
	Week 48	<47	348	55,1	50	14,4
		47 - 53	186	29,4	26	14,0
		>53	56	8,9	7	12,5
		Missing	10	1,6	1	10,0
	Week 52	<47	346	54,7	54	15,6
		47 - 53	183	29,0	26	14,2
		>53	56	8,9	11	19,6
		Missing	10	1,6	0	0,0
Baseline DR severity	Week 16	<=53	555	87,8	385	69,4
		>53	58	9,2	44	75,9
		Missing	11	1,7	7	63,6
	Week 20	<=53	551	87,2	145	26,3
		>53	58	9,2	14	24,1
		Missing	11	1,7	5	45,5
	Week 24	<=53	548	86,7	159	29,0
		>53	57	9,0	19	33,3
		Missing	10	1,6	4	40,0
	Week 28	<=53	543	85,9	113	20,8
		>53	57	9,0	13	22,8
		Missing	10	1,6	4	40,0
	Week 32	<=53	540	85,4	107	19,8
		>53	57	9,0	14	24,6
		Missing	10	1,6	3	30,0
	Week 36	<=53	538	85,1	104	19,3
		>53	57	9,0	18	31,6
		Missing	10	1,6	2	20,0
	Week 40	<=53	535	84,7	93	17,4
		>53	57	9,0	12	21,1
		Missing	10	1,6	2	20,0
	Week 44	<=53	535	84,7	85	15,9
		>53	57	9,0	8	14,0
		Missing	10	1,6	1	10,0
	Week 48	<=53	534	84,5	76	14,2
		>53	56	8,9	7	12,5
		Missing	10	1,6	1	10,0
	Week 52	<=53	529	83,7	80	15,1
		>53	56	8,9	11	19,6
		Missing	10	1,6	0	0,0

Medical history: renal disease	Week 16	Yes	61	9,7	47	77,0
		No	563	89,1	389	69,1
	Week 20	Yes	61	9,7	21	34,4
		No	559	88,4	143	25,6
	Week 24	Yes	61	9,7	23	37,7
		No	554	87,7	159	28,7
	Week 28	Yes	59	9,3	11	18,6
		No	551	87,2	119	21,6
	Week 32	Yes	58	9,2	10	17,2
		No	549	86,9	114	20,8
	Week 36	Yes	58	9,2	14	24,1
		No	547	86,6	110	20,1
	Week 40	Yes	58	9,2	13	22,4
		No	544	86,1	94	17,3
	Week 44	Yes	58	9,2	12	20,7
		No	544	86,1	82	15,1
	Week 48	Yes	58	9,2	12	20,7
		No	542	85,8	72	13,3
	Week 52	Yes	58	9,2	7	12,1
		No	537	85,0	84	15,6
Medical history: cardiac disease	Week 16	Yes	506	80,1	349	69,0
		No	118	18,7	87	73,7
	Week 20	Yes	503	79,6	144	28,6
		No	117	18,5	20	17,1
	Week 24	Yes	500	79,1	157	31,4
		No	115	18,2	25	21,7
	Week 28	Yes	495	78,3	108	21,8
		No	115	18,2	22	19,1
	Week 32	Yes	492	77,8	104	21,1
		No	115	18,2	20	17,4
	Week 36	Yes	490	77,5	107	21,8
		No	115	18,2	17	14,8
	Week 40	Yes	488	77,2	92	18,9
		No	114	18,0	15	13,2
	Week 44	Yes	488	77,2	79	16,2
		No	114	18,0	15	13,2
	Week 48	Yes	487	77,1	72	14,8
		No	113	17,9	12	10,6
	Week 52	Yes	483	76,4	79	16,4
		No	112	17,7	12	10,7
Medical history: vascular disease	Week 16	Yes	91	14,4	71	78,0
		No	533	84,3	365	68,5
	Week 20	Yes	90	14,2	26	28,9
		No	530	83,9	138	26,0
	Week 24	Yes	90	14,2	28	31,1
		No	525	83,1	154	29,3
	Week 28	Yes	89	14,1	17	19,1

		No	521	82,4	113	21,7
	Week 32	Yes	88	13,9	14	15,9
		No	519	82,1	110	21,2
	Week 36	Yes	88	13,9	17	19,3
		No	517	81,8	107	20,7
	Week 40	Yes	88	13,9	12	13,6
		No	514	81,3	95	18,5
	Week 44	Yes	88	13,9	12	13,6
		No	514	81,3	82	16,0
	Week 48	Yes	87	13,8	11	12,6
		No	513	81,2	73	14,2
	Week 52	Yes	86	13,6	11	12,8
		No	509	80,5	80	15,7
Study	Week 16	Rhine	316	50,0	216	68,4
		Yosemite	308	48,7	220	71,4
	Week 20	Rhine	315	49,8	80	25,4
		Yosemite	305	48,3	84	27,5
	Week 24	Rhine	313	49,5	90	28,8
		Yosemite	302	47,8	92	30,5
	Week 28	Rhine	311	49,2	67	21,5
		Yosemite	299	47,3	63	21,1
	Week 32	Rhine	311	49,2	66	21,2
		Yosemite	296	46,8	58	19,6
	Week 36	Rhine	311	49,2	67	21,5
		Yosemite	294	46,5	57	19,4
	Week 40	Rhine	309	48,9	59	19,1
		Yosemite	293	46,4	48	16,4
	Week 44	Rhine	309	48,9	52	16,8
		Yosemite	293	46,4	42	14,3
	Week 48	Rhine	309	48,9	44	14,2
		Yosemite	291	46,0	40	13,7
	Week 52	Rhine	309	48,9	47	15,2
		Yosemite	286	45,3	44	15,4

Clinical cut-off: YOSEMITE 01NOV2021 and RHINE 28OCT2021

Program: root/clinical_studies/RO6867461/CDT70122/share/ACE_pool_DME_Base/prod/program/t_eff_resp_visit.sas
Output: root/clinical_studies/RO6867461/CDT70122/share/ACE_pool_DME_CSR_Final/prod/output_bc/t_eff_resp_visit_sg_Q8W_W1652_ITBC_OCTNOV2021_DME.xls
07JUL2022 10:15

POPULATION: Intent-to-Treat Population B vs. C
ENDPOINT: Proportion of Patients in the PTI arm on a Q8W treatment interval
MODEL: descriptive
STUDY: GR40349 & GR40398
Dichotomous Analysis by Visit (Efficacy)

			Faricimab (PTI) (N=632)			
			Patients		Patients with Event	
Name	Visit	Level	n	%	n	%
All	Week 56	n/a	594	94,0	82	13,8
	Week 60	n/a	591	93,5	78	13,2
	Week 64	n/a	589	93,2	78	13,2
	Week 68	n/a	588	93,0	80	13,6
	Week 72	n/a	581	91,9	94	16,2
	Week 76	n/a	574	90,8	82	14,3
	Week 80	n/a	572	90,5	71	12,4
	Week 84	n/a	568	89,9	74	13,0
	Week 88	n/a	565	89,4	63	11,2
	Week 92	n/a	562	88,9	66	11,7
	Week 96	n/a	559	88,4	74	13,2
Study	Week 56	Rhine	308	48,7	42	13,6
		Yosemite	286	45,3	40	14,0
	Week 60	Rhine	306	48,4	38	12,4
		Yosemite	285	45,1	40	14,0
	Week 64	Rhine	306	48,4	37	12,1
		Yosemite	283	44,8	41	14,5
	Week 68	Rhine	306	48,4	35	11,4
		Yosemite	282	44,6	45	16,0
	Week 72	Rhine	301	47,6	48	15,9
		Yosemite	280	44,3	46	16,4
	Week 76	Rhine	298	47,2	42	14,1
		Yosemite	276	43,7	40	14,5
	Week 80	Rhine	296	46,8	36	12,2
		Yosemite	276	43,7	35	12,7
	Week 84	Rhine	294	46,5	36	12,2
		Yosemite	274	43,4	38	13,9
	Week 88	Rhine	292	46,2	32	11,0
		Yosemite	273	43,2	31	11,4
	Week 92	Rhine	289	45,7	35	12,1

		Yosemite	273	43,2	31	11,4
	Week 96	Rhine	288	45,6	34	11,8
		Yosemite	271	42,9	40	14,8

Clinical cut-off: YOSEMITE 01NOV2021 and RHINE 28OCT2021

Program: root/clinical_studies/RO6867461/CDT70122/share/ACE_pool_DME_Base/prod/program/t_eff_resp_visit.sas
Output: root/clinical_studies/RO6867461/CDT70122/share/ACE_pool_DME_CSR_Final/prod/output_bc/t_eff_resp_visit_Q8W_ITBC_OCTNOV2021_DME.xls
10MAR2022 22:44

POPULATION: Intent-to-Treat Population B vs. C
ENDPOINT: Proportion of Patients in the PTI arm on a Q8W treatment interval
MODEL: descriptive
STUDY: GR40349 & GR40398
Dichotomous Analysis by Visit and Subgroups (Efficacy)

			Faricimab (PTI) (N=632)			
			Patients		Patients with Event	
Name	Visit	Level	n	%	n	%
All	Week 56	n/a	594	94,0	82	13,8
	Week 60	n/a	591	93,5	78	13,2
	Week 64	n/a	589	93,2	78	13,2
	Week 68	n/a	588	93,0	80	13,6
	Week 72	n/a	581	91,9	94	16,2
	Week 76	n/a	574	90,8	82	14,3
	Week 80	n/a	572	90,5	71	12,4
	Week 84	n/a	568	89,9	74	13,0
	Week 88	n/a	565	89,4	63	11,2
	Week 92	n/a	562	88,9	66	11,7
	Week 96	n/a	559	88,4	74	13,2
Sex	Week 56	Male	373	59,0	56	15,0
		Female	221	35,0	26	11,8
	Week 60	Male	371	58,7	50	13,5
		Female	220	34,8	28	12,7
	Week 64	Male	370	58,5	50	13,5
		Female	219	34,7	28	12,8
	Week 68	Male	370	58,5	48	13,0
		Female	218	34,5	32	14,7
	Week 72	Male	364	57,6	59	16,2
		Female	217	34,3	35	16,1
	Week 76	Male	358	56,6	53	14,8
		Female	216	34,2	29	13,4
	Week 80	Male	357	56,5	42	11,8
		Female	215	34,0	29	13,5
	Week 84	Male	356	56,3	42	11,8
		Female	212	33,5	32	15,1
	Week 88	Male	356	56,3	32	9,0
		Female	209	33,1	31	14,8
	Week 92	Male	355	56,2	35	9,9

		Female	207	32,8	31	15,0
	Week 96	Male	353	55,9	46	13,0
		Female	206	32,6	28	13,6
Age	Week 56	< 65 years	328	51,9	51	15,5
		>= 65 years	266	42,1	31	11,7
	Week 60	< 65 years	327	51,7	45	13,8
		>= 65 years	264	41,8	33	12,5
	Week 64	< 65 years	327	51,7	40	12,2
		>= 65 years	262	41,5	38	14,5
	Week 68	< 65 years	327	51,7	41	12,5
		>= 65 years	261	41,3	39	14,9
	Week 72	< 65 years	323	51,1	50	15,5
		>= 65 years	258	40,8	44	17,1
	Week 76	< 65 years	321	50,8	44	13,7
		>= 65 years	253	40,0	38	15,0
	Week 80	< 65 years	321	50,8	36	11,2
		>= 65 years	251	39,7	35	13,9
	Week 84	< 65 years	318	50,3	39	12,3
		>= 65 years	250	39,6	35	14,0
	Week 88	< 65 years	317	50,2	34	10,7
		>= 65 years	248	39,2	29	11,7
	Week 92	< 65 years	316	50,0	36	11,4
		>= 65 years	246	38,9	30	12,2
	Week 96	< 65 years	314	49,7	42	13,4
		>= 65 years	245	38,8	32	13,1
Age	Week 56	< 75 years	543	85,9	75	13,8
		>= 75 years	51	8,1	7	13,7
	Week 60	< 75 years	540	85,4	70	13,0
		>= 75 years	51	8,1	8	15,7
	Week 64	< 75 years	539	85,3	71	13,2
		>= 75 years	50	7,9	7	14,0
	Week 68	< 75 years	538	85,1	71	13,2
		>= 75 years	50	7,9	9	18,0
	Week 72	< 75 years	531	84,0	83	15,6
		>= 75 years	50	7,9	11	22,0
	Week 76	< 75 years	524	82,9	75	14,3
		>= 75 years	50	7,9	7	14,0
	Week 80	< 75 years	523	82,8	64	12,2
		>= 75 years	49	7,8	7	14,3
	Week 84	< 75 years	519	82,1	66	12,7
		>= 75 years	49	7,8	8	16,3

	Week 88	< 75 years	517	81,8	58	11,2
		>= 75 years	48	7,6	5	10,4
	Week 92	< 75 years	515	81,5	60	11,7
		>= 75 years	47	7,4	6	12,8
	Week 96	< 75 years	512	81,0	68	13,3
		>= 75 years	47	7,4	6	12,8
Baseline BCVA ETDRS letter score	Week 56	< 64 letters	260	41,1	31	11,9
		>= 64 letters	333	52,7	51	15,3
		Missing	1	0,2	0	0,0
	Week 60	< 64 letters	258	40,8	37	14,3
		>= 64 letters	332	52,5	41	12,3
		Missing	1	0,2	0	0,0
	Week 64	< 64 letters	257	40,7	38	14,8
		>= 64 letters	331	52,4	40	12,1
		Missing	1	0,2	0	0,0
	Week 68	< 64 letters	256	40,5	40	15,6
		>= 64 letters	331	52,4	40	12,1
		Missing	1	0,2	0	0,0
	Week 72	< 64 letters	252	39,9	43	17,1
		>= 64 letters	328	51,9	51	15,5
		Missing	1	0,2	0	0,0
	Week 76	< 64 letters	249	39,4	34	13,7
		>= 64 letters	324	51,3	48	14,8
		Missing	1	0,2	0	0,0
	Week 80	< 64 letters	247	39,1	37	15,0
		>= 64 letters	324	51,3	33	10,2
		Missing	1	0,2	1	100,0
	Week 84	< 64 letters	245	38,8	45	18,4
		>= 64 letters	323	51,1	29	9,0
		Missing	0	0,0	0	0,0
	Week 88	< 64 letters	242	38,3	36	14,9
		>= 64 letters	323	51,1	27	8,4
		Missing	0	0,0	0	0,0
	Week 92	< 64 letters	242	38,3	36	14,9
		>= 64 letters	320	50,6	30	9,4
		Missing	0	0,0	0	0,0
	Week 96	< 64 letters	239	37,8	38	15,9
		>= 64 letters	320	50,6	36	11,3
		Missing	0	0,0	0	0,0
Geographic region	Week 56	Europe	210	33,2	30	14,3

		America	318	50,3	41	12,9
		Asia Pacific (inc. Australia)	66	10,4	11	16,7
	Week 60	Europe	208	32,9	29	13,9
		America	317	50,2	35	11,0
		Asia Pacific (inc. Australia)	66	10,4	14	21,2
	Week 64	Europe	207	32,8	31	15,0
		America	316	50,0	34	10,8
		Asia Pacific (inc. Australia)	66	10,4	13	19,7
	Week 68	Europe	207	32,8	35	16,9
		America	315	49,8	35	11,1
		Asia Pacific (inc. Australia)	66	10,4	10	15,2
	Week 72	Europe	206	32,6	43	20,9
		America	310	49,1	41	13,2
		Asia Pacific (inc. Australia)	65	10,3	10	15,4
	Week 76	Europe	202	32,0	38	18,8
		America	307	48,6	34	11,1
		Asia Pacific (inc. Australia)	65	10,3	10	15,4
	Week 80	Europe	200	31,6	35	17,5
		America	307	48,6	28	9,1
		Asia Pacific (inc. Australia)	65	10,3	8	12,3
	Week 84	Europe	197	31,2	32	16,2
		America	306	48,4	32	10,5
		Asia Pacific (inc. Australia)	65	10,3	10	15,4
	Week 88	Europe	195	30,9	23	11,8
		America	305	48,3	30	9,8
		Asia Pacific (inc. Australia)	65	10,3	10	15,4
	Week 92	Europe	193	30,5	24	12,4
		America	304	48,1	32	10,5
		Asia Pacific (inc. Australia)	65	10,3	10	15,4
	Week 96	Europe	192	30,4	27	14,1
		America	302	47,8	37	12,3
		Asia Pacific (inc. Australia)	65	10,3	10	15,4
Race/ethnicity	Week 56	White	469	74,2	67	14,3
		Asian	59	9,3	9	15,3
		Other	46	7,3	3	6,5
		Unknown	20	3,2	3	15,0
	Week 60	White	466	73,7	61	13,1
		Asian	59	9,3	11	18,6
		Other	46	7,3	2	4,3
		Unknown	20	3,2	4	20,0
	Week 64	White	465	73,6	64	13,8
		Asian	59	9,3	9	15,3

		Other	46	7,3	2	4,3
		Unknown	19	3,0	3	15,8
	Week 68	White	465	73,6	71	15,3
		Asian	59	9,3	7	11,9
		Other	45	7,1	1	2,2
		Unknown	19	3,0	1	5,3
	Week 72	White	460	72,8	80	17,4
		Asian	59	9,3	10	16,9
		Other	44	7,0	2	4,5
		Unknown	18	2,8	2	11,1
	Week 76	White	454	71,8	70	15,4
		Asian	59	9,3	9	15,3
		Other	43	6,8	1	2,3
		Unknown	18	2,8	2	11,1
	Week 80	White	452	71,5	63	13,9
		Asian	59	9,3	6	10,2
		Other	43	6,8	1	2,3
		Unknown	18	2,8	1	5,6
	Week 84	White	448	70,9	62	13,8
		Asian	59	9,3	7	11,9
		Other	43	6,8	2	4,7
		Unknown	18	2,8	3	16,7
	Week 88	White	446	70,6	52	11,7
		Asian	58	9,2	8	13,8
		Other	43	6,8	1	2,3
		Unknown	18	2,8	2	11,1
	Week 92	White	443	70,1	53	12,0
		Asian	58	9,2	12	20,7
		Other	43	6,8	0	0,0
		Unknown	18	2,8	1	5,6
	Week 96	White	441	69,8	62	14,1
		Asian	58	9,2	9	15,5
		Other	42	6,6	1	2,4
		Unknown	18	2,8	2	11,1
Baseline HbA1c	Week 56	<=8%	376	59,5	55	14,6
		>8%	211	33,4	27	12,8
		Missing	7	1,1	0	0,0
	Week 60	<=8%	374	59,2	52	13,9
		>8%	210	33,2	25	11,9
		Missing	7	1,1	1	14,3
	Week 64	<=8%	372	58,9	53	14,2
		>8%	210	33,2	24	11,4

		Missing	7	1,1	1	14,3
	Week 68	<=8%	371	58,7	59	15,9
		>8%	210	33,2	21	10,0
		Missing	7	1,1	0	0,0
	Week 72	<=8%	369	58,4	63	17,1
		>8%	205	32,4	30	14,6
		Missing	7	1,1	1	14,3
	Week 76	<=8%	363	57,4	48	13,2
		>8%	204	32,3	33	16,2
		Missing	7	1,1	1	14,3
	Week 80	<=8%	362	57,3	42	11,6
		>8%	203	32,1	29	14,3
		Missing	7	1,1	0	0,0
	Week 84	<=8%	361	57,1	45	12,5
		>8%	200	31,6	29	14,5
		Missing	7	1,1	0	0,0
	Week 88	<=8%	359	56,8	36	10,0
		>8%	199	31,5	27	13,6
		Missing	7	1,1	0	0,0
	Week 92	<=8%	356	56,3	42	11,8
		>8%	199	31,5	24	12,1
		Missing	7	1,1	0	0,0
	Week 96	<=8%	355	56,2	50	14,1
		>8%	197	31,2	24	12,2
		Missing	7	1,1	0	0,0
Prior IVT anti-VEGF therapy	Week 56	Yes	128	20,3	18	14,1
		No	466	73,7	64	13,7
	Week 60	Yes	128	20,3	20	15,6
		No	463	73,3	58	12,5
	Week 64	Yes	128	20,3	28	21,9
		No	461	72,9	50	10,8
	Week 68	Yes	128	20,3	25	19,5
		No	460	72,8	55	12,0
	Week 72	Yes	126	19,9	34	27,0
		No	455	72,0	60	13,2
	Week 76	Yes	124	19,6	27	21,8
		No	450	71,2	55	12,2
	Week 80	Yes	124	19,6	21	16,9
		No	448	70,9	50	11,2
	Week 84	Yes	123	19,5	24	19,5
		No	445	70,4	50	11,2

	Week 88	Yes	122	19,3	18	14,8
		No	443	70,1	45	10,2
	Week 92	Yes	122	19,3	23	18,9
		No	440	69,6	43	9,8
	Week 96	Yes	122	19,3	29	23,8
		No	437	69,1	45	10,3
Baseline DR severity	Week 56	<47	346	54,7	46	13,3
		47 - 53	183	29,0	26	14,2
		>53	55	8,7	10	18,2
		Missing	10	1,6	0	0,0
	Week 60	<47	343	54,3	42	12,2
		47 - 53	183	29,0	29	15,8
		>53	55	8,7	6	10,9
		Missing	10	1,6	1	10,0
	Week 64	<47	341	54,0	48	14,1
		47 - 53	183	29,0	23	12,6
		>53	55	8,7	6	10,9
		Missing	10	1,6	1	10,0
	Week 68	<47	340	53,8	46	13,5
		47 - 53	183	29,0	23	12,6
		>53	55	8,7	10	18,2
		Missing	10	1,6	1	10,0
	Week 72	<47	337	53,3	53	15,7
		47 - 53	181	28,6	26	14,4
		>53	53	8,4	14	26,4
		Missing	10	1,6	1	10,0
	Week 76	<47	334	52,8	50	15,0
		47 - 53	178	28,2	21	11,8
		>53	52	8,2	10	19,2
		Missing	10	1,6	1	10,0
	Week 80	<47	333	52,7	42	12,6
		47 - 53	178	28,2	21	11,8
		>53	51	8,1	7	13,7
		Missing	10	1,6	1	10,0
	Week 84	<47	331	52,4	41	12,4
		47 - 53	176	27,8	26	14,8
		>53	51	8,1	6	11,8
		Missing	10	1,6	1	10,0
	Week 88	<47	328	51,9	33	10,1
		47 - 53	176	27,8	22	12,5
		>53	51	8,1	7	13,7
		Missing	10	1,6	1	10,0

	Week 92	<47	326	51,6	34	10,4
		47 - 53	176	27,8	23	13,1
		>53	50	7,9	8	16,0
		Missing	10	1,6	1	10,0
	Week 96	<47	325	51,4	44	13,5
		47 - 53	175	27,7	21	12,0
		>53	50	7,9	8	16,0
		Missing	9	1,4	1	11,1
Baseline DR severity	Week 56	<=53	529	83,7	72	13,6
		>53	55	8,7	10	18,2
		Missing	10	1,6	0	0,0
	Week 60	<=53	526	83,2	71	13,5
		>53	55	8,7	6	10,9
		Missing	10	1,6	1	10,0
	Week 64	<=53	524	82,9	71	13,5
		>53	55	8,7	6	10,9
		Missing	10	1,6	1	10,0
	Week 68	<=53	523	82,8	69	13,2
		>53	55	8,7	10	18,2
		Missing	10	1,6	1	10,0
	Week 72	<=53	518	82,0	79	15,3
		>53	53	8,4	14	26,4
		Missing	10	1,6	1	10,0
	Week 76	<=53	512	81,0	71	13,9
		>53	52	8,2	10	19,2
		Missing	10	1,6	1	10,0
	Week 80	<=53	511	80,9	63	12,3
		>53	51	8,1	7	13,7
		Missing	10	1,6	1	10,0
	Week 84	<=53	507	80,2	67	13,2
		>53	51	8,1	6	11,8
		Missing	10	1,6	1	10,0
	Week 88	<=53	504	79,7	55	10,9
		>53	51	8,1	7	13,7
		Missing	10	1,6	1	10,0
	Week 92	<=53	502	79,4	57	11,4
		>53	50	7,9	8	16,0
		Missing	10	1,6	1	10,0
	Week 96	<=53	500	79,1	65	13,0
		>53	50	7,9	8	16,0
		Missing	9	1,4	1	11,1

Medical history: renal disease	Week 56	Yes	57	9,0	4	7,0
		No	537	85,0	78	14,5
	Week 60	Yes	57	9,0	7	12,3
		No	534	84,5	71	13,3
	Week 64	Yes	57	9,0	5	8,8
		No	532	84,2	73	13,7
	Week 68	Yes	57	9,0	6	10,5
		No	531	84,0	74	13,9
	Week 72	Yes	55	8,7	9	16,4
		No	526	83,2	85	16,2
	Week 76	Yes	54	8,5	6	11,1
		No	520	82,3	76	14,6
	Week 80	Yes	54	8,5	8	14,8
		No	518	82,0	63	12,2
	Week 84	Yes	51	8,1	5	9,8
		No	517	81,8	69	13,3
	Week 88	Yes	51	8,1	5	9,8
		No	514	81,3	58	11,3
	Week 92	Yes	50	7,9	8	16,0
		No	512	81,0	58	11,3
	Week 96	Yes	50	7,9	6	12,0
		No	509	80,5	68	13,4
Medical history: cardiac disease	Week 56	Yes	482	76,3	71	14,7
		No	112	17,7	11	9,8
	Week 60	Yes	479	75,8	62	12,9
		No	112	17,7	16	14,3
	Week 64	Yes	477	75,5	60	12,6
		No	112	17,7	18	16,1
	Week 68	Yes	476	75,3	64	13,4
		No	112	17,7	16	14,3
	Week 72	Yes	470	74,4	80	17,0
		No	111	17,6	14	12,6
	Week 76	Yes	464	73,4	69	14,9
		No	110	17,4	13	11,8
	Week 80	Yes	462	73,1	57	12,3
		No	110	17,4	14	12,7
	Week 84	Yes	459	72,6	60	13,1
		No	109	17,2	14	12,8
	Week 88	Yes	456	72,2	49	10,7
		No	109	17,2	14	12,8
	Week 92	Yes	453	71,7	52	11,5

		No	109	17,2	14	12,8
	Week 96	Yes	452	71,5	58	12,8
		No	107	16,9	16	15,0
Medical history: vascular disease	Week 56	Yes	86	13,6	12	14,0
		No	508	80,4	70	13,8
	Week 60	Yes	84	13,3	9	10,7
		No	507	80,2	69	13,6
	Week 64	Yes	84	13,3	11	13,1
		No	505	79,9	67	13,3
	Week 68	Yes	84	13,3	15	17,9
		No	504	79,7	65	12,9
	Week 72	Yes	82	13,0	15	18,3
		No	499	79,0	79	15,8
	Week 76	Yes	80	12,7	9	11,3
		No	494	78,2	73	14,8
	Week 80	Yes	80	12,7	7	8,8
		No	492	77,8	64	13,0
	Week 84	Yes	80	12,7	7	8,8
		No	488	77,2	67	13,7
	Week 88	Yes	78	12,3	11	14,1
		No	487	77,1	52	10,7
	Week 92	Yes	76	12,0	10	13,2
		No	486	76,9	56	11,5
	Week 96	Yes	76	12,0	7	9,2
		No	483	76,4	67	13,9
Study	Week 56	Rhine	308	48,7	42	13,6
		Yosemite	286	45,3	40	14,0
	Week 60	Rhine	306	48,4	38	12,4
		Yosemite	285	45,1	40	14,0
	Week 64	Rhine	306	48,4	37	12,1
		Yosemite	283	44,8	41	14,5
	Week 68	Rhine	306	48,4	35	11,4
		Yosemite	282	44,6	45	16,0
	Week 72	Rhine	301	47,6	48	15,9
		Yosemite	280	44,3	46	16,4
	Week 76	Rhine	298	47,2	42	14,1
		Yosemite	276	43,7	40	14,5
	Week 80	Rhine	296	46,8	36	12,2
		Yosemite	276	43,7	35	12,7
	Week 84	Rhine	294	46,5	36	12,2

		Yosemite	274	43,4	38	13,9
	Week 88	Rhine	292	46,2	32	11,0
		Yosemite	273	43,2	31	11,4
	Week 92	Rhine	289	45,7	35	12,1
		Yosemite	273	43,2	31	11,4
	Week 96	Rhine	288	45,6	34	11,8
		Yosemite	271	42,9	40	14,8

Clinical cut-off: YOSEMITE 01NOV2021 and RHINE 28OCT2021

Program: root/clinical_studies/RO6867461/CDT70122/share/ACE_pool_DME_Base/prod/program/t_eff_resp_visit.sas
Output: root/clinical_studies/RO6867461/CDT70122/share/ACE_pool_DME_CSR_Final/prod/output_bc/t_eff_resp_visit_sg_Q8W_ITBC_OCTNOV2021_DME.xls
10MAR2022 22:39

POPULATION: Intent-to-Treat Population B vs. C
ENDPOINT: Proportion of Patients in the PTI arm on a Q12W treatment interval
MODEL: descriptive
STUDY: GR40349 & GR40398
Dichotomous Analysis by Visit (Efficacy)

			Faricimab (PTI) (N=632)			
			Patients		Patients with Event	
Name	Visit	Level	n	%	n	%
All	Week 16	n/a	624	98,7		
	Week 20	n/a	620	98,1	268	43,2
	Week 24	n/a	615	97,3	304	49,4
	Week 28	n/a	610	96,5	377	61,8
	Week 32	n/a	607	96,0	211	34,8
	Week 36	n/a	605	95,7	216	35,7
	Week 40	n/a	602	95,3	181	30,1
	Week 44	n/a	602	95,3	146	24,3
	Week 48	n/a	600	94,9	143	23,8
	Week 52	n/a	595	94,1	123	20,7
Study	Week 16	Rhine	316	50,0		
		Yosemite	308	48,7		
	Week 20	Rhine	315	49,8	135	42,9
		Yosemite	305	48,3	133	43,6
	Week 24	Rhine	313	49,5	152	48,6
		Yosemite	302	47,8	152	50,3
	Week 28	Rhine	311	49,2	190	61,1
		Yosemite	299	47,3	187	62,5
	Week 32	Rhine	311	49,2	100	32,2
		Yosemite	296	46,8	111	37,5
	Week 36	Rhine	311	49,2	103	33,1
		Yosemite	294	46,5	113	38,4
	Week 40	Rhine	309	48,9	87	28,2
		Yosemite	293	46,4	94	32,1
	Week 44	Rhine	309	48,9	74	23,9
		Yosemite	293	46,4	72	24,6
	Week 48	Rhine	309	48,9	74	23,9
		Yosemite	291	46,0	69	23,7
	Week 52	Rhine	309	48,9	63	20,4
		Yosemite	286	45,3	60	21,0

Clinical cut-off: YOSEMITE 01NOV2021 and RHINE 28OCT2021

Program: root/clinical_studies/RO6867461/CDT70122/share/ACE_pool_DME_Base/prod/program/t_eff_resp_visit.sas
Output: root/clinical_studies/RO6867461/CDT70122/share/ACE_pool_DME_CSR_Final/prod/output_bc/t_eff_resp_visit_Q12W_W1652_ITBC_OCTNOV2021_DME.xls
07JUL2022 10:23

POPULATION: Intent-to-Treat Population B vs. C
ENDPOINT: Proportion of Patients in the PTI arm on a Q12W treatment interval
MODEL: descriptive
STUDY: GR40349 & GR40398
Dichotomous Analysis by Visit and Subgroups (Efficacy)

			Faricimab (PTI) (N=632)			
			Patients		Patients with Event	
Name	Visit	Level	n	%	n	%
All	Week 16	n/a	624	98,7		
	Week 20	n/a	620	98,1	268	43,2
	Week 24	n/a	615	97,3	304	49,4
	Week 28	n/a	610	96,5	377	61,8
	Week 32	n/a	607	96,0	211	34,8
	Week 36	n/a	605	95,7	216	35,7
	Week 40	n/a	602	95,3	181	30,1
	Week 44	n/a	602	95,3	146	24,3
	Week 48	n/a	600	94,9	143	23,8
	Week 52	n/a	595	94,1	123	20,7
Sex	Week 16	Male	392	62,0		
		Female	232	36,7		
	Week 20	Male	390	61,7	175	44,9
		Female	230	36,4	93	40,4
	Week 24	Male	387	61,2	199	51,4
		Female	228	36,1	105	46,1
	Week 28	Male	383	60,6	242	63,2
		Female	227	35,9	135	59,5
	Week 32	Male	380	60,1	127	33,4
		Female	227	35,9	84	37,0
	Week 36	Male	379	60,0	125	33,0
		Female	226	35,8	91	40,3
	Week 40	Male	378	59,8	106	28,0
		Female	224	35,4	75	33,5
	Week 44	Male	378	59,8	83	22,0
		Female	224	35,4	63	28,1
	Week 48	Male	376	59,5	82	21,8
		Female	224	35,4	61	27,2
	Week 52	Male	374	59,2	71	19,0
		Female	221	35,0	52	23,5
Age	Week 16	< 65 years	347	54,9		
		>= 65 years	277	43,8		
	Week 20	< 65 years	344	54,4	147	42,7
		>= 65 years	276	43,7	121	43,8
	Week 24	< 65 years	341	54,0	162	47,5
		>= 65 years	274	43,4	142	51,8
	Week 28	< 65 years	338	53,5	203	60,1
		>= 65 years	272	43,0	174	64,0

	Week 32	< 65 years	337	53,3	110	32,6
		>= 65 years	270	42,7	101	37,4
	Week 36	< 65 years	337	53,3	115	34,1
		>= 65 years	268	42,4	101	37,7
	Week 40	< 65 years	334	52,8	100	29,9
		>= 65 years	268	42,4	81	30,2
	Week 44	< 65 years	334	52,8	88	26,3
		>= 65 years	268	42,4	58	21,6
	Week 48	< 65 years	332	52,5	80	24,1
		>= 65 years	268	42,4	63	23,5
	Week 52	< 65 years	329	52,1	64	19,5
		>= 65 years	266	42,1	59	22,2
Age	Week 16	< 75 years	569	90,0		
		>= 75 years	55	8,7		
	Week 20	< 75 years	565	89,4	242	42,8
		>= 75 years	55	8,7	26	47,3
	Week 24	< 75 years	561	88,8	276	49,2
		>= 75 years	54	8,5	28	51,9
	Week 28	< 75 years	557	88,1	344	61,8
		>= 75 years	53	8,4	33	62,3
	Week 32	< 75 years	555	87,8	193	34,8
		>= 75 years	52	8,2	18	34,6
	Week 36	< 75 years	554	87,7	198	35,7
		>= 75 years	51	8,1	18	35,3
	Week 40	< 75 years	551	87,2	164	29,8
		>= 75 years	51	8,1	17	33,3
	Week 44	< 75 years	551	87,2	136	24,7
		>= 75 years	51	8,1	10	19,6
	Week 48	< 75 years	549	86,9	132	24,0
		>= 75 years	51	8,1	11	21,6
	Week 52	< 75 years	544	86,1	117	21,5
		>= 75 years	51	8,1	6	11,8
Baseline BCVA ETDRS letter score	Week 16	< 64 letters	276	43,7		
		>= 64 letters	346	54,7		
		Missing	2	0,3		
	Week 20	< 64 letters	274	43,4	92	33,6
		>= 64 letters	344	54,4	175	50,9
		Missing	2	0,3	1	50,0
	Week 24	< 64 letters	273	43,2	107	39,2
		>= 64 letters	341	54,0	196	57,5
		Missing	1	0,2	1	100,0
	Week 28	< 64 letters	269	42,6	147	54,6
		>= 64 letters	340	53,8	229	67,4
		Missing	1	0,2	1	100,0
	Week 32	< 64 letters	268	42,4	99	36,9
		>= 64 letters	338	53,5	111	32,8
		Missing	1	0,2	1	100,0
	Week 36	< 64 letters	267	42,2	103	38,6
		>= 64 letters	337	53,3	113	33,5
		Missing	1	0,2	0	0,0

	Week 40	< 64 letters	267	42,2	80	30,0
		>= 64 letters	334	52,8	101	30,2
		Missing	1	0,2	0	0,0
	Week 44	< 64 letters	267	42,2	67	25,1
		>= 64 letters	334	52,8	79	23,7
		Missing	1	0,2	0	0,0
	Week 48	< 64 letters	266	42,1	69	25,9
		>= 64 letters	333	52,7	74	22,2
		Missing	1	0,2	0	0,0
	Week 52	< 64 letters	261	41,3	64	24,5
		>= 64 letters	333	52,7	58	17,4
		Missing	1	0,2	1	100,0
Geographic region	Week 16	Europe	214	33,9		
		America	342	54,1		
		Asia Pacific (inc. Australia)	68	10,8		
	Week 20	Europe	214	33,9	99	46,3
		America	339	53,6	138	40,7
		Asia Pacific (inc. Australia)	67	10,6	31	46,3
	Week 24	Europe	213	33,7	111	52,1
		America	335	53,0	158	47,2
		Asia Pacific (inc. Australia)	67	10,6	35	52,2
	Week 28	Europe	212	33,5	133	62,7
		America	331	52,4	199	60,1
		Asia Pacific (inc. Australia)	67	10,6	45	67,2
	Week 32	Europe	212	33,5	68	32,1
		America	328	51,9	111	33,8
		Asia Pacific (inc. Australia)	67	10,6	32	47,8
	Week 36	Europe	212	33,5	71	33,5
		America	326	51,6	112	34,4
		Asia Pacific (inc. Australia)	67	10,6	33	49,3
	Week 40	Europe	212	33,5	63	29,7
		America	323	51,1	92	28,5
		Asia Pacific (inc. Australia)	67	10,6	26	38,8
	Week 44	Europe	212	33,5	49	23,1
		America	323	51,1	78	24,1
		Asia Pacific (inc. Australia)	67	10,6	19	28,4
	Week 48	Europe	212	33,5	49	23,1
		America	321	50,8	72	22,4
		Asia Pacific (inc. Australia)	67	10,6	22	32,8
	Week 52	Europe	210	33,2	44	21,0
		America	319	50,5	58	18,2
		Asia Pacific (inc. Australia)	66	10,4	21	31,8
Race/ethnicity	Week 16	White	483	76,4		
		Asian	61	9,7		
		Other	54	8,5		
		Unknown	26	4,1		
	Week 20	White	482	76,3	211	43,8
		Asian	60	9,5	30	50,0
		Other	53	8,4	18	34,0
		Unknown	25	4,0	9	36,0

	Week 24	White	480	75,9	237	49,4
		Asian	60	9,5	33	55,0
		Other	51	8,1	24	47,1
		Unknown	24	3,8	10	41,7
	Week 28	White	478	75,6	291	60,9
		Asian	60	9,5	43	71,7
		Other	49	7,8	31	63,3
		Unknown	23	3,6	12	52,2
	Week 32	White	477	75,5	161	33,8
		Asian	60	9,5	26	43,3
		Other	49	7,8	19	38,8
		Unknown	21	3,3	5	23,8
	Week 36	White	475	75,2	161	33,9
		Asian	60	9,5	30	50,0
		Other	49	7,8	18	36,7
		Unknown	21	3,3	7	33,3
	Week 40	White	474	75,0	139	29,3
		Asian	60	9,5	23	38,3
		Other	47	7,4	12	25,5
		Unknown	21	3,3	7	33,3
	Week 44	White	474	75,0	109	23,0
		Asian	60	9,5	18	30,0
		Other	47	7,4	9	19,1
		Unknown	21	3,3	10	47,6
	Week 48	White	472	74,7	111	23,5
		Asian	60	9,5	17	28,3
		Other	47	7,4	7	14,9
		Unknown	21	3,3	8	38,1
	Week 52	White	470	74,4	97	20,6
		Asian	59	9,3	14	23,7
		Other	46	7,3	6	13,0
		Unknown	20	3,2	6	30,0
Baseline HbA1c	Week 16	<=8%	396	62,7		
		>8%	221	35,0		
		Missing	7	1,1		
	Week 20	<=8%	392	62,0	166	42,3
		>8%	221	35,0	97	43,9
		Missing	7	1,1	5	71,4
	Week 24	<=8%	389	61,6	192	49,4
		>8%	219	34,7	106	48,4
		Missing	7	1,1	6	85,7
	Week 28	<=8%	385	60,9	240	62,3
		>8%	218	34,5	131	60,1
		Missing	7	1,1	6	85,7
	Week 32	<=8%	384	60,8	131	34,1
		>8%	216	34,2	77	35,6
		Missing	7	1,1	3	42,9
	Week 36	<=8%	383	60,6	136	35,5
		>8%	215	34,0	79	36,7
		Missing	7	1,1	1	14,3
	Week 40	<=8%	382	60,4	114	29,8

		>8%	213	33,7	66	31,0
		Missing	7	1,1	1	14,3
	Week 44	<=8%	382	60,4	96	25,1
		>8%	213	33,7	50	23,5
		Missing	7	1,1	0	0,0
	Week 48	<=8%	381	60,3	92	24,1
		>8%	212	33,5	50	23,6
		Missing	7	1,1	1	14,3
	Week 52	<=8%	377	59,7	79	21,0
		>8%	211	33,4	43	20,4
		Missing	7	1,1	1	14,3
Prior IVT anti-VEGF therapy	Week 16	Yes	132	20,9		
		No	492	77,8		
	Week 20	Yes	131	20,7	47	35,9
		No	489	77,4	221	45,2
	Week 24	Yes	131	20,7	53	40,5
		No	484	76,6	251	51,9
	Week 28	Yes	130	20,6	65	50,0
		No	480	75,9	312	65,0
	Week 32	Yes	129	20,4	37	28,7
		No	478	75,6	174	36,4
	Week 36	Yes	129	20,4	44	34,1
		No	476	75,3	172	36,1
	Week 40	Yes	129	20,4	39	30,2
		No	473	74,8	142	30,0
	Week 44	Yes	129	20,4	27	20,9
		No	473	74,8	119	25,2
	Week 48	Yes	129	20,4	27	20,9
		No	471	74,5	116	24,6
	Week 52	Yes	128	20,3	24	18,8
		No	467	73,9	99	21,2
Baseline DR severity	Week 16	<47	360	57,0		
		47 - 53	195	30,9		
		>53	58	9,2		
		Missing	11	1,7		
	Week 20	<47	358	56,6	152	42,5
		47 - 53	193	30,5	85	44,0
		>53	58	9,2	28	48,3
		Missing	11	1,7	3	27,3
	Week 24	<47	357	56,5	177	49,6
		47 - 53	191	30,2	93	48,7
		>53	57	9,0	30	52,6
		Missing	10	1,6	4	40,0
	Week 28	<47	353	55,9	215	60,9
		47 - 53	190	30,1	121	63,7
		>53	57	9,0	37	64,9
		Missing	10	1,6	4	40,0
	Week 32	<47	351	55,5	126	35,9
		47 - 53	189	29,9	65	34,4
		>53	57	9,0	16	28,1

		Missing	10	1,6	4	40,0
	Week 36	<47	349	55,2	130	37,2
		47 - 53	189	29,9	65	34,4
		>53	57	9,0	15	26,3
		Missing	10	1,6	6	60,0
	Week 40	<47	348	55,1	107	30,7
		47 - 53	187	29,6	54	28,9
		>53	57	9,0	14	24,6
		Missing	10	1,6	6	60,0
	Week 44	<47	348	55,1	75	21,6
		47 - 53	187	29,6	49	26,2
		>53	57	9,0	17	29,8
		Missing	10	1,6	5	50,0
	Week 48	<47	348	55,1	67	19,3
		47 - 53	186	29,4	54	29,0
		>53	56	8,9	18	32,1
		Missing	10	1,6	4	40,0
	Week 52	<47	346	54,7	61	17,6
		47 - 53	183	29,0	46	25,1
		>53	56	8,9	12	21,4
		Missing	10	1,6	4	40,0
Baseline DR severity	Week 16	<=53	555	87,8		
		>53	58	9,2		
		Missing	11	1,7		
	Week 20	<=53	551	87,2	237	43,0
		>53	58	9,2	28	48,3
		Missing	11	1,7	3	27,3
	Week 24	<=53	548	86,7	270	49,3
		>53	57	9,0	30	52,6
		Missing	10	1,6	4	40,0
	Week 28	<=53	543	85,9	336	61,9
		>53	57	9,0	37	64,9
		Missing	10	1,6	4	40,0
	Week 32	<=53	540	85,4	191	35,4
		>53	57	9,0	16	28,1
		Missing	10	1,6	4	40,0
	Week 36	<=53	538	85,1	195	36,2
		>53	57	9,0	15	26,3
		Missing	10	1,6	6	60,0
	Week 40	<=53	535	84,7	161	30,1
		>53	57	9,0	14	24,6
		Missing	10	1,6	6	60,0
	Week 44	<=53	535	84,7	124	23,2
		>53	57	9,0	17	29,8
		Missing	10	1,6	5	50,0
	Week 48	<=53	534	84,5	121	22,7
		>53	56	8,9	18	32,1
		Missing	10	1,6	4	40,0
	Week 52	<=53	529	83,7	107	20,2
		>53	56	8,9	12	21,4
		Missing	10	1,6	4	40,0

Medical history: renal disease	Week 16	Yes	61	9,7		
		No	563	89,1		
	Week 20	Yes	61	9,7	25	41,0
		No	559	88,4	243	43,5
	Week 24	Yes	61	9,7	29	47,5
		No	554	87,7	275	49,6
	Week 28	Yes	59	9,3	39	66,1
		No	551	87,2	338	61,3
	Week 32	Yes	58	9,2	19	32,8
		No	549	86,9	192	35,0
	Week 36	Yes	58	9,2	18	31,0
		No	547	86,6	198	36,2
	Week 40	Yes	58	9,2	12	20,7
		No	544	86,1	169	31,1
	Week 44	Yes	58	9,2	10	17,2
		No	544	86,1	136	25,0
	Week 48	Yes	58	9,2	13	22,4
		No	542	85,8	130	24,0
	Week 52	Yes	58	9,2	14	24,1
		No	537	85,0	109	20,3
Medical history: cardiac disease	Week 16	Yes	506	80,1		
		No	118	18,7		
	Week 20	Yes	503	79,6	205	40,8
		No	117	18,5	63	53,8
	Week 24	Yes	500	79,1	237	47,4
		No	115	18,2	67	58,3
	Week 28	Yes	495	78,3	299	60,4
		No	115	18,2	78	67,8
	Week 32	Yes	492	77,8	171	34,8
		No	115	18,2	40	34,8
	Week 36	Yes	490	77,5	175	35,7
		No	115	18,2	41	35,7
	Week 40	Yes	488	77,2	146	29,9
		No	114	18,0	35	30,7
	Week 44	Yes	488	77,2	121	24,8
		No	114	18,0	25	21,9
	Week 48	Yes	487	77,1	120	24,6
		No	113	17,9	23	20,4
	Week 52	Yes	483	76,4	100	20,7
		No	112	17,7	23	20,5
Medical history: vascular disease	Week 16	Yes	91	14,4		
		No	533	84,3		
	Week 20	Yes	90	14,2	41	45,6
		No	530	83,9	227	42,8
	Week 24	Yes	90	14,2	45	50,0
		No	525	83,1	259	49,3
	Week 28	Yes	89	14,1	60	67,4

		No	521	82,4	317	60,8
	Week 32	Yes	88	13,9	34	38,6
		No	519	82,1	177	34,1
	Week 36	Yes	88	13,9	35	39,8
		No	517	81,8	181	35,0
	Week 40	Yes	88	13,9	30	34,1
		No	514	81,3	151	29,4
	Week 44	Yes	88	13,9	23	26,1
		No	514	81,3	123	23,9
	Week 48	Yes	87	13,8	23	26,4
		No	513	81,2	120	23,4
	Week 52	Yes	86	13,6	17	19,8
		No	509	80,5	106	20,8
Study	Week 16	Rhine	316	50,0		
		Yosemite	308	48,7		
	Week 20	Rhine	315	49,8	135	42,9
		Yosemite	305	48,3	133	43,6
	Week 24	Rhine	313	49,5	152	48,6
		Yosemite	302	47,8	152	50,3
	Week 28	Rhine	311	49,2	190	61,1
		Yosemite	299	47,3	187	62,5
	Week 32	Rhine	311	49,2	100	32,2
		Yosemite	296	46,8	111	37,5
	Week 36	Rhine	311	49,2	103	33,1
		Yosemite	294	46,5	113	38,4
	Week 40	Rhine	309	48,9	87	28,2
		Yosemite	293	46,4	94	32,1
	Week 44	Rhine	309	48,9	74	23,9
		Yosemite	293	46,4	72	24,6
	Week 48	Rhine	309	48,9	74	23,9
		Yosemite	291	46,0	69	23,7
	Week 52	Rhine	309	48,9	63	20,4
		Yosemite	286	45,3	60	21,0

Clinical cut-off: YOSEMITE 01NOV2021 and RHINE 28OCT2021

Program: root/clinical_studies/RO6867461/CDT70122/share/ACE_pool_DME_Base/prod/program/t_eff_resp_visit.sas
Output: root/clinical_studies/RO6867461/CDT70122/share/ACE_pool_DME_CSR_Final/prod/output_bc/t_eff_resp_visit_sg_Q12W_W1652_ITBC_OCTNOV2021_DME.xls
07JUL2022 10:17

POPULATION: Intent-to-Treat Population B vs. C
ENDPOINT: Proportion of Patients in the PTI arm on a Q12W treatment interval
MODEL: descriptive
STUDY: GR40349 & GR40398
Dichotomous Analysis by Visit (Efficacy)

			Faricimab (PTI) (N=632)			
			Patients		Patients with Event	
Name	Visit	Level	n	%	n	%
All	Week 56	n/a	594	94,0	122	20,5
	Week 60	n/a	591	93,5	104	17,6
	Week 64	n/a	589	93,2	94	16,0
	Week 68	n/a	588	93,0	88	15,0
	Week 72	n/a	581	91,9	75	12,9
	Week 76	n/a	574	90,8	79	13,8
	Week 80	n/a	572	90,5	80	14,0
	Week 84	n/a	568	89,9	84	14,8
	Week 88	n/a	565	89,4	87	15,4
	Week 92	n/a	562	88,9	85	15,1
	Week 96	n/a	559	88,4	88	15,7
Study	Week 56	Rhine	308	48,7	64	20,8
		Yosemite	286	45,3	58	20,3
	Week 60	Rhine	306	48,4	55	18,0
		Yosemite	285	45,1	49	17,2
	Week 64	Rhine	306	48,4	47	15,4
		Yosemite	283	44,8	47	16,6
	Week 68	Rhine	306	48,4	47	15,4
		Yosemite	282	44,6	41	14,5
	Week 72	Rhine	301	47,6	36	12,0
		Yosemite	280	44,3	39	13,9
	Week 76	Rhine	298	47,2	36	12,1
		Yosemite	276	43,7	43	15,6
	Week 80	Rhine	296	46,8	31	10,5
		Yosemite	276	43,7	49	17,8
	Week 84	Rhine	294	46,5	34	11,6
		Yosemite	274	43,4	50	18,2
	Week 88	Rhine	292	46,2	34	11,6
		Yosemite	273	43,2	53	19,4
	Week 92	Rhine	289	45,7	38	13,1

		Yosemite	273	43,2	47	17,2
	Week 96	Rhine	288	45,6	39	13,5
		Yosemite	271	42,9	49	18,1

Clinical cut-off: YOSEMITE 01NOV2021 and RHINE 28OCT2021

Program: root/clinical_studies/RO6867461/CDT70122/share/ACE_pool_DME_Base/prod/program/t_eff_resp_visit.sas
Output: root/clinical_studies/RO6867461/CDT70122/share/ACE_pool_DME_CSR_Final/prod/output_bc/t_eff_resp_visit_Q12W_ITBC_OCTNOV2021_DME.xls
10MAR2022 22:46

POPULATION: Intent-to-Treat Population B vs. C
ENDPOINT: Proportion of Patients in the PTI arm on a Q12W treatment interval
MODEL: descriptive
STUDY: GR40349 & GR40398
Dichotomous Analysis by Visit and Subgroups (Efficacy)

			Faricimab (PTI) (N=632)			
			Patients		Patients with Event	
Name	Visit	Level	n	%	n	%
All	Week 56	n/a	594	94,0	122	20,5
	Week 60	n/a	591	93,5	104	17,6
	Week 64	n/a	589	93,2	94	16,0
	Week 68	n/a	588	93,0	88	15,0
	Week 72	n/a	581	91,9	75	12,9
	Week 76	n/a	574	90,8	79	13,8
	Week 80	n/a	572	90,5	80	14,0
	Week 84	n/a	568	89,9	84	14,8
	Week 88	n/a	565	89,4	87	15,4
	Week 92	n/a	562	88,9	85	15,1
	Week 96	n/a	559	88,4	88	15,7
Sex	Week 56	Male	373	59,0	70	18,8
		Female	221	35,0	52	23,5
	Week 60	Male	371	58,7	59	15,9
		Female	220	34,8	45	20,5
	Week 64	Male	370	58,5	55	14,9
		Female	219	34,7	39	17,8
	Week 68	Male	370	58,5	52	14,1
		Female	218	34,5	36	16,5
	Week 72	Male	364	57,6	40	11,0
		Female	217	34,3	35	16,1
	Week 76	Male	358	56,6	39	10,9
		Female	216	34,2	40	18,5
	Week 80	Male	357	56,5	46	12,9
		Female	215	34,0	34	15,8
	Week 84	Male	356	56,3	51	14,3
		Female	212	33,5	33	15,6
	Week 88	Male	356	56,3	57	16,0
		Female	209	33,1	30	14,4
	Week 92	Male	355	56,2	53	14,9

		Female	207	32,8	32	15,5
	Week 96	Male	353	55,9	55	15,6
		Female	206	32,6	33	16,0
Age	Week 56	< 65 years	328	51,9	56	17,1
		>= 65 years	266	42,1	66	24,8
	Week 60	< 65 years	327	51,7	49	15,0
		>= 65 years	264	41,8	55	20,8
	Week 64	< 65 years	327	51,7	50	15,3
		>= 65 years	262	41,5	44	16,8
	Week 68	< 65 years	327	51,7	46	14,1
		>= 65 years	261	41,3	42	16,1
	Week 72	< 65 years	323	51,1	40	12,4
		>= 65 years	258	40,8	35	13,6
	Week 76	< 65 years	321	50,8	42	13,1
		>= 65 years	253	40,0	37	14,6
	Week 80	< 65 years	321	50,8	44	13,7
		>= 65 years	251	39,7	36	14,3
	Week 84	< 65 years	318	50,3	47	14,8
		>= 65 years	250	39,6	37	14,8
	Week 88	< 65 years	317	50,2	49	15,5
		>= 65 years	248	39,2	38	15,3
	Week 92	< 65 years	316	50,0	47	14,9
		>= 65 years	246	38,9	38	15,4
	Week 96	< 65 years	314	49,7	48	15,3
		>= 65 years	245	38,8	40	16,3
Age	Week 56	< 75 years	543	85,9	112	20,6
		>= 75 years	51	8,1	10	19,6
	Week 60	< 75 years	540	85,4	95	17,6
		>= 75 years	51	8,1	9	17,6
	Week 64	< 75 years	539	85,3	84	15,6
		>= 75 years	50	7,9	10	20,0
	Week 68	< 75 years	538	85,1	80	14,9
		>= 75 years	50	7,9	8	16,0
	Week 72	< 75 years	531	84,0	68	12,8
		>= 75 years	50	7,9	7	14,0
	Week 76	< 75 years	524	82,9	71	13,5
		>= 75 years	50	7,9	8	16,0
	Week 80	< 75 years	523	82,8	71	13,6
		>= 75 years	49	7,8	9	18,4
	Week 84	< 75 years	519	82,1	76	14,6
		>= 75 years	49	7,8	8	16,3

	Week 88	< 75 years	517	81,8	80	15,5
		>= 75 years	48	7,6	7	14,6
	Week 92	< 75 years	515	81,5	80	15,5
		>= 75 years	47	7,4	5	10,6
	Week 96	< 75 years	512	81,0	81	15,8
		>= 75 years	47	7,4	7	14,9
Baseline BCVA ETDRS letter score	Week 56	< 64 letters	260	41,1	59	22,7
		>= 64 letters	333	52,7	62	18,6
		Missing	1	0,2	1	100,0
	Week 60	< 64 letters	258	40,8	51	19,8
		>= 64 letters	332	52,5	52	15,7
		Missing	1	0,2	1	100,0
	Week 64	< 64 letters	257	40,7	42	16,3
		>= 64 letters	331	52,4	52	15,7
		Missing	1	0,2	0	0,0
	Week 68	< 64 letters	256	40,5	41	16,0
		>= 64 letters	331	52,4	47	14,2
		Missing	1	0,2	0	0,0
	Week 72	< 64 letters	252	39,9	39	15,5
		>= 64 letters	328	51,9	36	11,0
		Missing	1	0,2	0	0,0
	Week 76	< 64 letters	249	39,4	42	16,9
		>= 64 letters	324	51,3	37	11,4
		Missing	1	0,2	0	0,0
	Week 80	< 64 letters	247	39,1	37	15,0
		>= 64 letters	324	51,3	43	13,3
		Missing	1	0,2	0	0,0
	Week 84	< 64 letters	245	38,8	36	14,7
		>= 64 letters	323	51,1	48	14,9
		Missing	0	0,0	0	0,0
	Week 88	< 64 letters	242	38,3	43	17,8
		>= 64 letters	323	51,1	44	13,6
		Missing	0	0,0	0	0,0
	Week 92	< 64 letters	242	38,3	41	16,9
		>= 64 letters	320	50,6	44	13,8
		Missing	0	0,0	0	0,0
	Week 96	< 64 letters	239	37,8	44	18,4
		>= 64 letters	320	50,6	44	13,8
		Missing	0	0,0	0	0,0
Geographic region	Week 56	Europe	210	33,2	49	23,3

		America	318	50,3	55	17,3
		Asia Pacific (inc. Australia)	66	10,4	18	27,3
	Week 60	Europe	208	32,9	47	22,6
		America	317	50,2	46	14,5
		Asia Pacific (inc. Australia)	66	10,4	11	16,7
	Week 64	Europe	207	32,8	38	18,4
		America	316	50,0	44	13,9
		Asia Pacific (inc. Australia)	66	10,4	12	18,2
	Week 68	Europe	207	32,8	31	15,0
		America	315	49,8	41	13,0
		Asia Pacific (inc. Australia)	66	10,4	16	24,2
	Week 72	Europe	206	32,6	23	11,2
		America	310	49,1	39	12,6
		Asia Pacific (inc. Australia)	65	10,3	13	20,0
	Week 76	Europe	202	32,0	23	11,4
		America	307	48,6	44	14,3
		Asia Pacific (inc. Australia)	65	10,3	12	18,5
	Week 80	Europe	200	31,6	24	12,0
		America	307	48,6	46	15,0
		Asia Pacific (inc. Australia)	65	10,3	10	15,4
	Week 84	Europe	197	31,2	31	15,7
		America	306	48,4	43	14,1
		Asia Pacific (inc. Australia)	65	10,3	10	15,4
	Week 88	Europe	195	30,9	41	21,0
		America	305	48,3	36	11,8
		Asia Pacific (inc. Australia)	65	10,3	10	15,4
	Week 92	Europe	193	30,5	37	19,2
		America	304	48,1	36	11,8
		Asia Pacific (inc. Australia)	65	10,3	12	18,5
	Week 96	Europe	192	30,4	33	17,2
		America	302	47,8	42	13,9
		Asia Pacific (inc. Australia)	65	10,3	13	20,0
Race/ethnicity	Week 56	White	469	74,2	102	21,7
		Asian	59	9,3	12	20,3
		Other	46	7,3	6	13,0
		Unknown	20	3,2	2	10,0
	Week 60	White	466	73,7	89	19,1
		Asian	59	9,3	8	13,6
		Other	46	7,3	6	13,0
		Unknown	20	3,2	1	5,0
	Week 64	White	465	73,6	77	16,6
		Asian	59	9,3	11	18,6

		Other	46	7,3	5	10,9
		Unknown	19	3,0	1	5,3
	Week 68	White	465	73,6	64	13,8
		Asian	59	9,3	14	23,7
		Other	45	7,1	8	17,8
		Unknown	19	3,0	2	10,5
	Week 72	White	460	72,8	54	11,7
		Asian	59	9,3	11	18,6
		Other	44	7,0	8	18,2
		Unknown	18	2,8	2	11,1
	Week 76	White	454	71,8	56	12,3
		Asian	59	9,3	10	16,9
		Other	43	6,8	11	25,6
		Unknown	18	2,8	2	11,1
	Week 80	White	452	71,5	62	13,7
		Asian	59	9,3	10	16,9
		Other	43	6,8	7	16,3
		Unknown	18	2,8	1	5,6
	Week 84	White	448	70,9	68	15,2
		Asian	59	9,3	10	16,9
		Other	43	6,8	6	14,0
		Unknown	18	2,8	0	0,0
	Week 88	White	446	70,6	72	16,1
		Asian	58	9,2	10	17,2
		Other	43	6,8	4	9,3
		Unknown	18	2,8	1	5,6
	Week 92	White	443	70,1	71	16,0
		Asian	58	9,2	9	15,5
		Other	43	6,8	3	7,0
		Unknown	18	2,8	2	11,1
	Week 96	White	441	69,8	68	15,4
		Asian	58	9,2	12	20,7
		Other	42	6,6	6	14,3
		Unknown	18	2,8	2	11,1
Baseline HbA1c	Week 56	<=8%	376	59,5	81	21,5
		>8%	211	33,4	40	19,0
		Missing	7	1,1	1	14,3
	Week 60	<=8%	374	59,2	67	17,9
		>8%	210	33,2	37	17,6
		Missing	7	1,1	0	0,0
	Week 64	<=8%	372	58,9	60	16,1
		>8%	210	33,2	34	16,2

		Missing	7	1,1	0	0,0
	Week 68	<=8%	371	58,7	58	15,6
		>8%	210	33,2	30	14,3
		Missing	7	1,1	0	0,0
	Week 72	<=8%	369	58,4	54	14,6
		>8%	205	32,4	21	10,2
		Missing	7	1,1	0	0,0
	Week 76	<=8%	363	57,4	59	16,3
		>8%	204	32,3	20	9,8
		Missing	7	1,1	0	0,0
	Week 80	<=8%	362	57,3	59	16,3
		>8%	203	32,1	21	10,3
		Missing	7	1,1	0	0,0
	Week 84	<=8%	361	57,1	59	16,3
		>8%	200	31,6	25	12,5
		Missing	7	1,1	0	0,0
	Week 88	<=8%	359	56,8	56	15,6
		>8%	199	31,5	31	15,6
		Missing	7	1,1	0	0,0
	Week 92	<=8%	356	56,3	52	14,6
		>8%	199	31,5	33	16,6
		Missing	7	1,1	0	0,0
	Week 96	<=8%	355	56,2	54	15,2
		>8%	197	31,2	34	17,3
		Missing	7	1,1	0	0,0
Prior IVT anti-VEGF therapy	Week 56	Yes	128	20,3	31	24,2
		No	466	73,7	91	19,5
	Week 60	Yes	128	20,3	24	18,8
		No	463	73,3	80	17,3
	Week 64	Yes	128	20,3	20	15,6
		No	461	72,9	74	16,1
	Week 68	Yes	128	20,3	21	16,4
		No	460	72,8	67	14,6
	Week 72	Yes	126	19,9	15	11,9
		No	455	72,0	60	13,2
	Week 76	Yes	124	19,6	20	16,1
		No	450	71,2	59	13,1
	Week 80	Yes	124	19,6	22	17,7
		No	448	70,9	58	12,9
	Week 84	Yes	123	19,5	22	17,9
		No	445	70,4	62	13,9

	Week 88	Yes	122	19,3	20	16,4
		No	443	70,1	67	15,1
	Week 92	Yes	122	19,3	19	15,6
		No	440	69,6	66	15,0
	Week 96	Yes	122	19,3	24	19,7
		No	437	69,1	64	14,6
Baseline DR severity	Week 56	<47	346	54,7	69	19,9
		47 - 53	183	29,0	41	22,4
		>53	55	8,7	9	16,4
		Missing	10	1,6	3	30,0
	Week 60	<47	343	54,3	57	16,6
		47 - 53	183	29,0	34	18,6
		>53	55	8,7	10	18,2
		Missing	10	1,6	3	30,0
	Week 64	<47	341	54,0	46	13,5
		47 - 53	183	29,0	34	18,6
		>53	55	8,7	11	20,0
		Missing	10	1,6	3	30,0
	Week 68	<47	340	53,8	44	12,9
		47 - 53	183	29,0	32	17,5
		>53	55	8,7	10	18,2
		Missing	10	1,6	2	20,0
	Week 72	<47	337	53,3	40	11,9
		47 - 53	181	28,6	30	16,6
		>53	53	8,4	4	7,5
		Missing	10	1,6	1	10,0
	Week 76	<47	334	52,8	41	12,3
		47 - 53	178	28,2	29	16,3
		>53	52	8,2	7	13,5
		Missing	10	1,6	2	20,0
	Week 80	<47	333	52,7	39	11,7
		47 - 53	178	28,2	30	16,9
		>53	51	8,1	9	17,6
		Missing	10	1,6	2	20,0
	Week 84	<47	331	52,4	39	11,8
		47 - 53	176	27,8	31	17,6
		>53	51	8,1	12	23,5
		Missing	10	1,6	2	20,0
	Week 88	<47	328	51,9	39	11,9
		47 - 53	176	27,8	37	21,0
		>53	51	8,1	10	19,6
		Missing	10	1,6	1	10,0

	Week 92	<47	326	51,6	43	13,2
		47 - 53	176	27,8	32	18,2
		>53	50	7,9	9	18,0
		Missing	10	1,6	1	10,0
	Week 96	<47	325	51,4	46	14,2
		47 - 53	175	27,7	33	18,9
		>53	50	7,9	8	16,0
		Missing	9	1,4	1	11,1
Baseline DR severity	Week 56	<=53	529	83,7	110	20,8
		>53	55	8,7	9	16,4
		Missing	10	1,6	3	30,0
	Week 60	<=53	526	83,2	91	17,3
		>53	55	8,7	10	18,2
		Missing	10	1,6	3	30,0
	Week 64	<=53	524	82,9	80	15,3
		>53	55	8,7	11	20,0
		Missing	10	1,6	3	30,0
	Week 68	<=53	523	82,8	76	14,5
		>53	55	8,7	10	18,2
		Missing	10	1,6	2	20,0
	Week 72	<=53	518	82,0	70	13,5
		>53	53	8,4	4	7,5
		Missing	10	1,6	1	10,0
	Week 76	<=53	512	81,0	70	13,7
		>53	52	8,2	7	13,5
		Missing	10	1,6	2	20,0
	Week 80	<=53	511	80,9	69	13,5
		>53	51	8,1	9	17,6
		Missing	10	1,6	2	20,0
	Week 84	<=53	507	80,2	70	13,8
		>53	51	8,1	12	23,5
		Missing	10	1,6	2	20,0
	Week 88	<=53	504	79,7	76	15,1
		>53	51	8,1	10	19,6
		Missing	10	1,6	1	10,0
	Week 92	<=53	502	79,4	75	14,9
		>53	50	7,9	9	18,0
		Missing	10	1,6	1	10,0
	Week 96	<=53	500	79,1	79	15,8
		>53	50	7,9	8	16,0
		Missing	9	1,4	1	11,1

Medical history: renal disease	Week 56	Yes	57	9,0	16	28,1
		No	537	85,0	106	19,7
	Week 60	Yes	57	9,0	12	21,1
		No	534	84,5	92	17,2
	Week 64	Yes	57	9,0	7	12,3
		No	532	84,2	87	16,4
	Week 68	Yes	57	9,0	6	10,5
		No	531	84,0	82	15,4
	Week 72	Yes	55	8,7	5	9,1
		No	526	83,2	70	13,3
	Week 76	Yes	54	8,5	8	14,8
		No	520	82,3	71	13,7
	Week 80	Yes	54	8,5	7	13,0
		No	518	82,0	73	14,1
	Week 84	Yes	51	8,1	8	15,7
		No	517	81,8	76	14,7
	Week 88	Yes	51	8,1	8	15,7
		No	514	81,3	79	15,4
	Week 92	Yes	50	7,9	6	12,0
		No	512	81,0	79	15,4
	Week 96	Yes	50	7,9	8	16,0
		No	509	80,5	80	15,7
Medical history: cardiac disease	Week 56	Yes	482	76,3	100	20,7
		No	112	17,7	22	19,6
	Week 60	Yes	479	75,8	90	18,8
		No	112	17,7	14	12,5
	Week 64	Yes	477	75,5	81	17,0
		No	112	17,7	13	11,6
	Week 68	Yes	476	75,3	75	15,8
		No	112	17,7	13	11,6
	Week 72	Yes	470	74,4	62	13,2
		No	111	17,6	13	11,7
	Week 76	Yes	464	73,4	65	14,0
		No	110	17,4	14	12,7
	Week 80	Yes	462	73,1	66	14,3
		No	110	17,4	14	12,7
	Week 84	Yes	459	72,6	70	15,3
		No	109	17,2	14	12,8
	Week 88	Yes	456	72,2	75	16,4
		No	109	17,2	12	11,0
	Week 92	Yes	453	71,7	72	15,9

		No	109	17,2	13	11,9
	Week 96	Yes	452	71,5	72	15,9
		No	107	16,9	16	15,0
Medical history: vascular disease	Week 56	Yes	86	13,6	15	17,4
		No	508	80,4	107	21,1
	Week 60	Yes	84	13,3	13	15,5
		No	507	80,2	91	17,9
	Week 64	Yes	84	13,3	9	10,7
		No	505	79,9	85	16,8
	Week 68	Yes	84	13,3	5	6,0
		No	504	79,7	83	16,5
	Week 72	Yes	82	13,0	5	6,1
		No	499	79,0	70	14,0
	Week 76	Yes	80	12,7	11	13,8
		No	494	78,2	68	13,8
	Week 80	Yes	80	12,7	14	17,5
		No	492	77,8	66	13,4
	Week 84	Yes	80	12,7	13	16,3
		No	488	77,2	71	14,5
	Week 88	Yes	78	12,3	12	15,4
		No	487	77,1	75	15,4
	Week 92	Yes	76	12,0	12	15,8
		No	486	76,9	73	15,0
	Week 96	Yes	76	12,0	14	18,4
		No	483	76,4	74	15,3
Study	Week 56	Rhine	308	48,7	64	20,8
		Yosemite	286	45,3	58	20,3
	Week 60	Rhine	306	48,4	55	18,0
		Yosemite	285	45,1	49	17,2
	Week 64	Rhine	306	48,4	47	15,4
		Yosemite	283	44,8	47	16,6
	Week 68	Rhine	306	48,4	47	15,4
		Yosemite	282	44,6	41	14,5
	Week 72	Rhine	301	47,6	36	12,0
		Yosemite	280	44,3	39	13,9
	Week 76	Rhine	298	47,2	36	12,1
		Yosemite	276	43,7	43	15,6
	Week 80	Rhine	296	46,8	31	10,5
		Yosemite	276	43,7	49	17,8
	Week 84	Rhine	294	46,5	34	11,6

		Yosemite	274	43,4	50	18,2
	Week 88	Rhine	292	46,2	34	11,6
		Yosemite	273	43,2	53	19,4
	Week 92	Rhine	289	45,7	38	13,1
		Yosemite	273	43,2	47	17,2
	Week 96	Rhine	288	45,6	39	13,5
		Yosemite	271	42,9	49	18,1

Clinical cut-off: YOSEMITE 01NOV2021 and RHINE 28OCT2021

Program: root/clinical_studies/RO6867461/CDT70122/share/ACE_pool_DME_Base/prod/program/t_eff_resp_visit.sas
Output: root/clinical_studies/RO6867461/CDT70122/share/ACE_pool_DME_CSR_Final/prod/output_bc/t_eff_resp_visit_sg_Q12W_ITBC_OCTNOV2021_DME.xls
10MAR2022 22:40

POPULATION: Intent-to-Treat Population B vs. C
ENDPOINT: Proportion of Patients in the PTI arm on a Q16W treatment interval
MODEL: descriptive
STUDY: GR40349 & GR40398
Dichotomous Analysis by Visit (Efficacy)

			Faricimab (PTI) (N=632)			
			Patients		Patients with Event	
Name	Visit	Level	n	%	n	%
All	Week 16	n/a	624	98,7		
	Week 20	n/a	620	98,1		
	Week 24	n/a	615	97,3		
	Week 28	n/a	610	96,5		
	Week 32	n/a	607	96,0	152	25,0
	Week 36	n/a	605	95,7	178	29,4
	Week 40	n/a	602	95,3	229	38,0
	Week 44	n/a	602	95,3	274	45,5
	Week 48	n/a	600	94,9	296	49,3
	Week 52	n/a	595	94,1	309	51,9
Study	Week 16	Rhine	316	50,0		
		Yosemite	308	48,7		
	Week 20	Rhine	315	49,8		
		Yosemite	305	48,3		
	Week 24	Rhine	313	49,5		
		Yosemite	302	47,8		
	Week 28	Rhine	311	49,2		
		Yosemite	299	47,3		
	Week 32	Rhine	311	49,2	80	25,7
		Yosemite	296	46,8	72	24,3
	Week 36	Rhine	311	49,2	94	30,2
		Yosemite	294	46,5	84	28,6
	Week 40	Rhine	309	48,9	117	37,9
		Yosemite	293	46,4	112	38,2
	Week 44	Rhine	309	48,9	137	44,3
		Yosemite	293	46,4	137	46,8
	Week 48	Rhine	309	48,9	148	47,9
		Yosemite	291	46,0	148	50,9
	Week 52	Rhine	309	48,9	158	51,1
		Yosemite	286	45,3	151	52,8

Clinical cut-off: YOSEMITE 01NOV2021 and RHINE 28OCT2021

Program: root/clinical_studies/RO6867461/CDT70122/share/ACE_pool_DME_Base/prod/program/t_eff_resp_visit.sas
Output: root/clinical_studies/RO6867461/CDT70122/share/ACE_pool_DME_CSR_Final/prod/output_bc/t_eff_resp_visit_Q16W_W1652_ITBC_OCTNOV2021_DME.xls
07JUL2022 10:25

POPULATION: Intent-to-Treat Population B vs. C
ENDPOINT: Proportion of Patients in the PTI arm on a Q16W treatment interval
MODEL: descriptive
STUDY: GR40349 & GR40398
Dichotomous Analysis by Visit and Subgroups (Efficacy)

			Faricimab (PTI) (N=632)			
			Patients		Patients with Event	
Name	Visit	Level	n	%	n	%
All	Week 16	n/a	624	98,7		
	Week 20	n/a	620	98,1		
	Week 24	n/a	615	97,3		
	Week 28	n/a	610	96,5		
	Week 32	n/a	607	96,0	152	25,0
	Week 36	n/a	605	95,7	178	29,4
	Week 40	n/a	602	95,3	229	38,0
	Week 44	n/a	602	95,3	274	45,5
	Week 48	n/a	600	94,9	296	49,3
	Week 52	n/a	595	94,1	309	51,9
Sex	Week 16	Male	392	62,0		
		Female	232	36,7		
	Week 20	Male	390	61,7		
		Female	230	36,4		
	Week 24	Male	387	61,2		
		Female	228	36,1		
	Week 28	Male	383	60,6		
		Female	227	35,9		
	Week 32	Male	380	60,1	103	27,1
		Female	227	35,9	49	21,6
	Week 36	Male	379	60,0	120	31,7
		Female	226	35,8	58	25,7
	Week 40	Male	378	59,8	151	39,9
		Female	224	35,4	78	34,8
	Week 44	Male	378	59,8	180	47,6
		Female	224	35,4	94	42,0
	Week 48	Male	376	59,5	190	50,5
		Female	224	35,4	106	47,3
	Week 52	Male	374	59,2	194	51,9
		Female	221	35,0	115	52,0
Age	Week 16	< 65 years	347	54,9		
		>= 65 years	277	43,8		
	Week 20	< 65 years	344	54,4		
		>= 65 years	276	43,7		
	Week 24	< 65 years	341	54,0		
		>= 65 years	274	43,4		
	Week 28	< 65 years	338	53,5		
		>= 65 years	272	43,0		

	Week 32	< 65 years	337	53,3	79	23,4
		>= 65 years	270	42,7	73	27,0
	Week 36	< 65 years	337	53,3	93	27,6
		>= 65 years	268	42,4	85	31,7
	Week 40	< 65 years	334	52,8	120	35,9
		>= 65 years	268	42,4	109	40,7
	Week 44	< 65 years	334	52,8	140	41,9
		>= 65 years	268	42,4	134	50,0
	Week 48	< 65 years	332	52,5	160	48,2
		>= 65 years	268	42,4	136	50,7
	Week 52	< 65 years	329	52,1	168	51,1
		>= 65 years	266	42,1	141	53,0
Age	Week 16	< 75 years	569	90,0		
		>= 75 years	55	8,7		
	Week 20	< 75 years	565	89,4		
		>= 75 years	55	8,7		
	Week 24	< 75 years	561	88,8		
		>= 75 years	54	8,5		
	Week 28	< 75 years	557	88,1		
		>= 75 years	53	8,4		
	Week 32	< 75 years	555	87,8	135	24,3
		>= 75 years	52	8,2	17	32,7
	Week 36	< 75 years	554	87,7	160	28,9
		>= 75 years	51	8,1	18	35,3
	Week 40	< 75 years	551	87,2	210	38,1
		>= 75 years	51	8,1	19	37,3
	Week 44	< 75 years	551	87,2	250	45,4
		>= 75 years	51	8,1	24	47,1
	Week 48	< 75 years	549	86,9	272	49,5
		>= 75 years	51	8,1	24	47,1
	Week 52	< 75 years	544	86,1	281	51,7
		>= 75 years	51	8,1	28	54,9
Baseline BCVA ETDRS letter score	Week 16	< 64 letters	276	43,7		
		>= 64 letters	346	54,7		
		Missing	2	0,3		
	Week 20	< 64 letters	274	43,4		
		>= 64 letters	344	54,4		
		Missing	2	0,3		
	Week 24	< 64 letters	273	43,2		
		>= 64 letters	341	54,0		
		Missing	1	0,2		
	Week 28	< 64 letters	269	42,6		
		>= 64 letters	340	53,8		
		Missing	1	0,2		
	Week 32	< 64 letters	268	42,4	48	17,9
		>= 64 letters	338	53,5	104	30,8
		Missing	1	0,2	0	0,0
	Week 36	< 64 letters	267	42,2	60	22,5
		>= 64 letters	337	53,3	118	35,0
		Missing	1	0,2	0	0,0

	Week 40	< 64 letters	267	42,2	86	32,2
		>= 64 letters	334	52,8	143	42,8
		Missing	1	0,2	0	0,0
	Week 44	< 64 letters	267	42,2	107	40,1
		>= 64 letters	334	52,8	167	50,0
		Missing	1	0,2	0	0,0
	Week 48	< 64 letters	266	42,1	115	43,2
		>= 64 letters	333	52,7	181	54,4
		Missing	1	0,2	0	0,0
	Week 52	< 64 letters	261	41,3	122	46,7
		>= 64 letters	333	52,7	187	56,2
		Missing	1	0,2	0	0,0
Geographic region	Week 16	Europe	214	33,9		
		America	342	54,1		
		Asia Pacific (inc. Australia)	68	10,8		
	Week 20	Europe	214	33,9		
		America	339	53,6		
		Asia Pacific (inc. Australia)	67	10,6		
	Week 24	Europe	213	33,7		
		America	335	53,0		
		Asia Pacific (inc. Australia)	67	10,6		
	Week 28	Europe	212	33,5		
		America	331	52,4		
		Asia Pacific (inc. Australia)	67	10,6		
	Week 32	Europe	212	33,5	58	27,4
		America	328	51,9	78	23,8
		Asia Pacific (inc. Australia)	67	10,6	16	23,9
	Week 36	Europe	212	33,5	64	30,2
		America	326	51,6	95	29,1
		Asia Pacific (inc. Australia)	67	10,6	19	28,4
	Week 40	Europe	212	33,5	80	37,7
		America	323	51,1	125	38,7
		Asia Pacific (inc. Australia)	67	10,6	24	35,8
	Week 44	Europe	212	33,5	96	45,3
		America	323	51,1	149	46,1
		Asia Pacific (inc. Australia)	67	10,6	29	43,3
	Week 48	Europe	212	33,5	103	48,6
		America	321	50,8	162	50,5
		Asia Pacific (inc. Australia)	67	10,6	31	46,3
	Week 52	Europe	210	33,2	105	50,0
		America	319	50,5	173	54,2
		Asia Pacific (inc. Australia)	66	10,4	31	47,0
Race/ethnicity	Week 16	White	483	76,4		
		Asian	61	9,7		
		Other	54	8,5		
		Unknown	26	4,1		
	Week 20	White	482	76,3		
		Asian	60	9,5		
		Other	53	8,4		
		Unknown	25	4,0		

	Week 24	White	480	75,9		
		Asian	60	9,5		
		Other	51	8,1		
		Unknown	24	3,8		
	Week 28	White	478	75,6		
		Asian	60	9,5		
		Other	49	7,8		
		Unknown	23	3,6		
	Week 32	White	477	75,5	121	25,4
		Asian	60	9,5	15	25,0
		Other	49	7,8	11	22,4
		Unknown	21	3,3	5	23,8
	Week 36	White	475	75,2	141	29,7
		Asian	60	9,5	16	26,7
		Other	49	7,8	16	32,7
		Unknown	21	3,3	5	23,8
	Week 40	White	474	75,0	179	37,8
		Asian	60	9,5	22	36,7
		Other	47	7,4	22	46,8
		Unknown	21	3,3	6	28,6
	Week 44	White	474	75,0	218	46,0
		Asian	60	9,5	25	41,7
		Other	47	7,4	25	53,2
		Unknown	21	3,3	6	28,6
	Week 48	White	472	74,7	230	48,7
		Asian	60	9,5	30	50,0
		Other	47	7,4	28	59,6
		Unknown	21	3,3	8	38,1
	Week 52	White	470	74,4	238	50,6
		Asian	59	9,3	31	52,5
		Other	46	7,3	30	65,2
		Unknown	20	3,2	10	50,0
Baseline HbA1c	Week 16	<=8%	396	62,7		
		>8%	221	35,0		
		Missing	7	1,1		
	Week 20	<=8%	392	62,0		
		>8%	221	35,0		
		Missing	7	1,1		
	Week 24	<=8%	389	61,6		
		>8%	219	34,7		
		Missing	7	1,1		
	Week 28	<=8%	385	60,9		
		>8%	218	34,5		
		Missing	7	1,1		
	Week 32	<=8%	384	60,8	100	26,0
		>8%	216	34,2	50	23,1
		Missing	7	1,1	2	28,6
	Week 36	<=8%	383	60,6	114	29,8
		>8%	215	34,0	60	27,9
		Missing	7	1,1	4	57,1
	Week 40	<=8%	382	60,4	144	37,7

		>8%	213	33,7	81	38,0
		Missing	7	1,1	4	57,1
	Week 44	<=8%	382	60,4	168	44,0
		>8%	213	33,7	101	47,4
		Missing	7	1,1	5	71,4
	Week 48	<=8%	381	60,3	181	47,5
		>8%	212	33,5	110	51,9
		Missing	7	1,1	5	71,4
	Week 52	<=8%	377	59,7	189	50,1
		>8%	211	33,4	115	54,5
		Missing	7	1,1	5	71,4
Prior IVT anti-VEGF therapy	Week 16	Yes	132	20,9		
		No	492	77,8		
	Week 20	Yes	131	20,7		
		No	489	77,4		
	Week 24	Yes	131	20,7		
		No	484	76,6		
	Week 28	Yes	130	20,6		
		No	480	75,9		
	Week 32	Yes	129	20,4	27	20,9
		No	478	75,6	125	26,2
	Week 36	Yes	129	20,4	29	22,5
		No	476	75,3	149	31,3
	Week 40	Yes	129	20,4	37	28,7
		No	473	74,8	192	40,6
	Week 44	Yes	129	20,4	48	37,2
		No	473	74,8	226	47,8
	Week 48	Yes	129	20,4	53	41,1
		No	471	74,5	243	51,6
	Week 52	Yes	128	20,3	54	42,2
		No	467	73,9	255	54,6
Baseline DR severity	Week 16	<47	360	57,0		
		47 - 53	195	30,9		
		>53	58	9,2		
		Missing	11	1,7		
	Week 20	<47	358	56,6		
		47 - 53	193	30,5		
		>53	58	9,2		
		Missing	11	1,7		
	Week 24	<47	357	56,5		
		47 - 53	191	30,2		
		>53	57	9,0		
		Missing	10	1,6		
	Week 28	<47	353	55,9		
		47 - 53	190	30,1		
		>53	57	9,0		
		Missing	10	1,6		
	Week 32	<47	351	55,5	91	25,9
		47 - 53	189	29,9	42	22,2
		>53	57	9,0	18	31,6

		Missing	10	1,6	1	10,0
	Week 36	<47	349	55,2	107	30,7
		47 - 53	189	29,9	49	25,9
		>53	57	9,0	21	36,8
		Missing	10	1,6	1	10,0
	Week 40	<47	348	55,1	140	40,2
		47 - 53	187	29,6	62	33,2
		>53	57	9,0	26	45,6
		Missing	10	1,6	1	10,0
	Week 44	<47	348	55,1	168	48,3
		47 - 53	187	29,6	75	40,1
		>53	57	9,0	28	49,1
		Missing	10	1,6	3	30,0
	Week 48	<47	348	55,1	185	53,2
		47 - 53	186	29,4	80	43,0
		>53	56	8,9	27	48,2
		Missing	10	1,6	4	40,0
	Week 52	<47	346	54,7	190	54,9
		47 - 53	183	29,0	86	47,0
		>53	56	8,9	29	51,8
		Missing	10	1,6	4	40,0
Baseline DR severity	Week 16	<=53	555	87,8		
		>53	58	9,2		
		Missing	11	1,7		
	Week 20	<=53	551	87,2		
		>53	58	9,2		
		Missing	11	1,7		
	Week 24	<=53	548	86,7		
		>53	57	9,0		
		Missing	10	1,6		
	Week 28	<=53	543	85,9		
		>53	57	9,0		
		Missing	10	1,6		
	Week 32	<=53	540	85,4	133	24,6
		>53	57	9,0	18	31,6
		Missing	10	1,6	1	10,0
	Week 36	<=53	538	85,1	156	29,0
		>53	57	9,0	21	36,8
		Missing	10	1,6	1	10,0
	Week 40	<=53	535	84,7	202	37,8
		>53	57	9,0	26	45,6
		Missing	10	1,6	1	10,0
	Week 44	<=53	535	84,7	243	45,4
		>53	57	9,0	28	49,1
		Missing	10	1,6	3	30,0
	Week 48	<=53	534	84,5	265	49,6
		>53	56	8,9	27	48,2
		Missing	10	1,6	4	40,0
	Week 52	<=53	529	83,7	276	52,2
		>53	56	8,9	29	51,8
		Missing	10	1,6	4	40,0

Medical history: renal disease	Week 16	Yes	61	9,7		
		No	563	89,1		
	Week 20	Yes	61	9,7		
		No	559	88,4		
	Week 24	Yes	61	9,7		
		No	554	87,7		
	Week 28	Yes	59	9,3		
		No	551	87,2		
	Week 32	Yes	58	9,2	18	31,0
		No	549	86,9	134	24,4
	Week 36	Yes	58	9,2	21	36,2
		No	547	86,6	157	28,7
	Week 40	Yes	58	9,2	26	44,8
		No	544	86,1	203	37,3
	Week 44	Yes	58	9,2	29	50,0
		No	544	86,1	245	45,0
	Week 48	Yes	58	9,2	30	51,7
		No	542	85,8	266	49,1
	Week 52	Yes	58	9,2	33	56,9
		No	537	85,0	276	51,4
Medical history: cardiac disease	Week 16	Yes	506	80,1		
		No	118	18,7		
	Week 20	Yes	503	79,6		
		No	117	18,5		
	Week 24	Yes	500	79,1		
		No	115	18,2		
	Week 28	Yes	495	78,3		
		No	115	18,2		
	Week 32	Yes	492	77,8	115	23,4
		No	115	18,2	37	32,2
	Week 36	Yes	490	77,5	136	27,8
		No	115	18,2	42	36,5
	Week 40	Yes	488	77,2	177	36,3
		No	114	18,0	52	45,6
	Week 44	Yes	488	77,2	212	43,4
		No	114	18,0	62	54,4
	Week 48	Yes	487	77,1	231	47,4
		No	113	17,9	65	57,5
	Week 52	Yes	483	76,4	244	50,5
		No	112	17,7	65	58,0
Medical history: vascular disease	Week 16	Yes	91	14,4		
		No	533	84,3		
	Week 20	Yes	90	14,2		
		No	530	83,9		
	Week 24	Yes	90	14,2		
		No	525	83,1		
	Week 28	Yes	89	14,1		

		No	521	82,4		
	Week 32	Yes	88	13,9	25	28,4
		No	519	82,1	127	24,5
	Week 36	Yes	88	13,9	27	30,7
		No	517	81,8	151	29,2
	Week 40	Yes	88	13,9	35	39,8
		No	514	81,3	194	37,7
	Week 44	Yes	88	13,9	44	50,0
		No	514	81,3	230	44,7
	Week 48	Yes	87	13,8	46	52,9
		No	513	81,2	250	48,7
	Week 52	Yes	86	13,6	49	57,0
		No	509	80,5	260	51,1
Study	Week 16	Rhine	316	50,0		
		Yosemite	308	48,7		
	Week 20	Rhine	315	49,8		
		Yosemite	305	48,3		
	Week 24	Rhine	313	49,5		
		Yosemite	302	47,8		
	Week 28	Rhine	311	49,2		
		Yosemite	299	47,3		
	Week 32	Rhine	311	49,2	80	25,7
		Yosemite	296	46,8	72	24,3
	Week 36	Rhine	311	49,2	94	30,2
		Yosemite	294	46,5	84	28,6
	Week 40	Rhine	309	48,9	117	37,9
		Yosemite	293	46,4	112	38,2
	Week 44	Rhine	309	48,9	137	44,3
		Yosemite	293	46,4	137	46,8
	Week 48	Rhine	309	48,9	148	47,9
		Yosemite	291	46,0	148	50,9
	Week 52	Rhine	309	48,9	158	51,1
		Yosemite	286	45,3	151	52,8

Clinical cut-off: YOSEMITE 01NOV2021 and RHINE 28OCT2021

Program: root/clinical_studies/RO6867461/CDT70122/share/ACE_pool_DME_Base/prod/program/t_eff_resp_visit.sas
Output: root/clinical_studies/RO6867461/CDT70122/share/ACE_pool_DME_CSR_Final/prod/output_bc/t_eff_resp_visit_sg_Q16W_W1652_ITBC_OCTNOV2021_DME.xls
07JUL2022 10:19

POPULATION: Intent-to-Treat Population B vs. C
ENDPOINT: Proportion of Patients in the PTI arm on a Q16W treatment interval
MODEL: descriptive
STUDY: GR40349 & GR40398
Dichotomous Analysis by Visit (Efficacy)

			Faricimab (PTI) (N=632)			
			Patients		Patients with Event	
Name	Visit	Level	n	%	n	%
All	Week 56	n/a	594	94,0	321	54,0
	Week 60	n/a	591	93,5	344	58,2
	Week 64	n/a	589	93,2	352	59,8
	Week 68	n/a	588	93,0	357	60,7
	Week 72	n/a	581	91,9	359	61,8
	Week 76	n/a	574	90,8	356	62,0
	Week 80	n/a	572	90,5	360	62,9
	Week 84	n/a	568	89,9	356	62,7
	Week 88	n/a	565	89,4	360	63,7
	Week 92	n/a	562	88,9	354	63,0
	Week 96	n/a	559	88,4	349	62,4
Study	Week 56	Rhine	308	48,7	163	52,9
		Yosemite	286	45,3	158	55,2
	Week 60	Rhine	306	48,4	176	57,5
		Yosemite	285	45,1	168	58,9
	Week 64	Rhine	306	48,4	181	59,2
		Yosemite	283	44,8	171	60,4
	Week 68	Rhine	306	48,4	184	60,1
		Yosemite	282	44,6	173	61,3
	Week 72	Rhine	301	47,6	184	61,1
		Yosemite	280	44,3	175	62,5
	Week 76	Rhine	298	47,2	183	61,4
		Yosemite	276	43,7	173	62,7
	Week 80	Rhine	296	46,8	189	63,9
		Yosemite	276	43,7	171	62,0
	Week 84	Rhine	294	46,5	188	63,9
		Yosemite	274	43,4	168	61,3
	Week 88	Rhine	292	46,2	190	65,1
		Yosemite	273	43,2	170	62,3
	Week 92	Rhine	289	45,7	185	64,0

		Yosemite	273	43,2	169	61,9
	Week 96	Rhine	288	45,6	186	64,6
		Yosemite	271	42,9	163	60,1

Clinical cut-off: YOSEMITE 01NOV2021 and RHINE 28OCT2021

Program: root/clinical_studies/RO6867461/CDT70122/share/ACE_pool_DME_Base/prod/program/t_eff_resp_visit.sas
Output: root/clinical_studies/RO6867461/CDT70122/share/ACE_pool_DME_CSR_Final/prod/output_bc/t_eff_resp_visit_Q16W_ITBC_OCTNOV2021_DME.xls
10MAR2022 22:47

POPULATION: Intent-to-Treat Population B vs. C
ENDPOINT: Proportion of Patients in the PTI arm on a Q16W treatment interval
MODEL: descriptive
STUDY: GR40349 & GR40398
Dichotomous Analysis by Visit and Subgroups (Efficacy)

			Faricimab (PTI) (N=632)			
			Patients		Patients with Event	
Name	Visit	Level	n	%	n	%
All	Week 56	n/a	594	94,0	321	54,0
	Week 60	n/a	591	93,5	344	58,2
	Week 64	n/a	589	93,2	352	59,8
	Week 68	n/a	588	93,0	357	60,7
	Week 72	n/a	581	91,9	359	61,8
	Week 76	n/a	574	90,8	356	62,0
	Week 80	n/a	572	90,5	360	62,9
	Week 84	n/a	568	89,9	356	62,7
	Week 88	n/a	565	89,4	360	63,7
	Week 92	n/a	562	88,9	354	63,0
	Week 96	n/a	559	88,4	349	62,4
Sex	Week 56	Male	373	59,0	202	54,2
		Female	221	35,0	119	53,8
	Week 60	Male	371	58,7	219	59,0
		Female	220	34,8	125	56,8
	Week 64	Male	370	58,5	224	60,5
		Female	219	34,7	128	58,4
	Week 68	Male	370	58,5	229	61,9
		Female	218	34,5	128	58,7
	Week 72	Male	364	57,6	231	63,5
		Female	217	34,3	128	59,0
	Week 76	Male	358	56,6	230	64,2
		Female	216	34,2	126	58,3
	Week 80	Male	357	56,5	232	65,0
		Female	215	34,0	128	59,5
	Week 84	Male	356	56,3	230	64,6
		Female	212	33,5	126	59,4
	Week 88	Male	356	56,3	232	65,2
		Female	209	33,1	128	61,2
	Week 92	Male	355	56,2	228	64,2

		Female	207	32,8	126	60,9
	Week 96	Male	353	55,9	226	64,0
		Female	206	32,6	123	59,7
Age	Week 56	< 65 years	328	51,9	177	54,0
		>= 65 years	266	42,1	144	54,1
	Week 60	< 65 years	327	51,7	189	57,8
		>= 65 years	264	41,8	155	58,7
	Week 64	< 65 years	327	51,7	195	59,6
		>= 65 years	262	41,5	157	59,9
	Week 68	< 65 years	327	51,7	200	61,2
		>= 65 years	261	41,3	157	60,2
	Week 72	< 65 years	323	51,1	199	61,6
		>= 65 years	258	40,8	160	62,0
	Week 76	< 65 years	321	50,8	199	62,0
		>= 65 years	253	40,0	157	62,1
	Week 80	< 65 years	321	50,8	199	62,0
		>= 65 years	251	39,7	161	64,1
	Week 84	< 65 years	318	50,3	197	61,9
		>= 65 years	250	39,6	159	63,6
	Week 88	< 65 years	317	50,2	199	62,8
		>= 65 years	248	39,2	161	64,9
	Week 92	< 65 years	316	50,0	196	62,0
		>= 65 years	246	38,9	158	64,2
	Week 96	< 65 years	314	49,7	197	62,7
		>= 65 years	245	38,8	152	62,0
Age	Week 56	< 75 years	543	85,9	294	54,1
		>= 75 years	51	8,1	27	52,9
	Week 60	< 75 years	540	85,4	315	58,3
		>= 75 years	51	8,1	29	56,9
	Week 64	< 75 years	539	85,3	325	60,3
		>= 75 years	50	7,9	27	54,0
	Week 68	< 75 years	538	85,1	331	61,5
		>= 75 years	50	7,9	26	52,0
	Week 72	< 75 years	531	84,0	332	62,5
		>= 75 years	50	7,9	27	54,0
	Week 76	< 75 years	524	82,9	328	62,6
		>= 75 years	50	7,9	28	56,0
	Week 80	< 75 years	523	82,8	332	63,5
		>= 75 years	49	7,8	28	57,1
	Week 84	< 75 years	519	82,1	327	63,0
		>= 75 years	49	7,8	29	59,2

	Week 88	< 75 years	517	81,8	330	63,8
		>= 75 years	48	7,6	30	62,5
	Week 92	< 75 years	515	81,5	324	62,9
		>= 75 years	47	7,4	30	63,8
	Week 96	< 75 years	512	81,0	320	62,5
		>= 75 years	47	7,4	29	61,7
Baseline BCVA ETDRS letter score	Week 56	< 64 letters	260	41,1	131	50,4
		>= 64 letters	333	52,7	190	57,1
		Missing	1	0,2	0	0,0
	Week 60	< 64 letters	258	40,8	136	52,7
		>= 64 letters	332	52,5	208	62,7
		Missing	1	0,2	0	0,0
	Week 64	< 64 letters	257	40,7	144	56,0
		>= 64 letters	331	52,4	207	62,5
		Missing	1	0,2	1	100,0
	Week 68	< 64 letters	256	40,5	146	57,0
		>= 64 letters	331	52,4	210	63,4
		Missing	1	0,2	1	100,0
	Week 72	< 64 letters	252	39,9	144	57,1
		>= 64 letters	328	51,9	214	65,2
		Missing	1	0,2	1	100,0
	Week 76	< 64 letters	249	39,4	139	55,8
		>= 64 letters	324	51,3	216	66,7
		Missing	1	0,2	1	100,0
	Week 80	< 64 letters	247	39,1	140	56,7
		>= 64 letters	324	51,3	220	67,9
		Missing	1	0,2	0	0,0
	Week 84	< 64 letters	245	38,8	138	56,3
		>= 64 letters	323	51,1	218	67,5
		Missing	0	0,0	0	0,0
	Week 88	< 64 letters	242	38,3	138	57,0
		>= 64 letters	323	51,1	222	68,7
		Missing	0	0,0	0	0,0
	Week 92	< 64 letters	242	38,3	139	57,4
		>= 64 letters	320	50,6	215	67,2
		Missing	0	0,0	0	0,0
	Week 96	< 64 letters	239	37,8	137	57,3
		>= 64 letters	320	50,6	212	66,3
		Missing	0	0,0	0	0,0
Geographic region	Week 56	Europe	210	33,2	106	50,5

		America	318	50,3	182	57,2
		Asia Pacific (inc. Australia)	66	10,4	33	50,0
	Week 60	Europe	208	32,9	113	54,3
		America	317	50,2	194	61,2
		Asia Pacific (inc. Australia)	66	10,4	37	56,1
	Week 64	Europe	207	32,8	117	56,5
		America	316	50,0	200	63,3
		Asia Pacific (inc. Australia)	66	10,4	35	53,0
	Week 68	Europe	207	32,8	125	60,4
		America	315	49,8	199	63,2
		Asia Pacific (inc. Australia)	66	10,4	33	50,0
	Week 72	Europe	206	32,6	127	61,7
		America	310	49,1	195	62,9
		Asia Pacific (inc. Australia)	65	10,3	37	56,9
	Week 76	Europe	202	32,0	125	61,9
		America	307	48,6	194	63,2
		Asia Pacific (inc. Australia)	65	10,3	37	56,9
	Week 80	Europe	200	31,6	124	62,0
		America	307	48,6	198	64,5
		Asia Pacific (inc. Australia)	65	10,3	38	58,5
	Week 84	Europe	197	31,2	119	60,4
		America	306	48,4	198	64,7
		Asia Pacific (inc. Australia)	65	10,3	39	60,0
	Week 88	Europe	195	30,9	116	59,5
		America	305	48,3	205	67,2
		Asia Pacific (inc. Australia)	65	10,3	39	60,0
	Week 92	Europe	193	30,5	114	59,1
		America	304	48,1	204	67,1
		Asia Pacific (inc. Australia)	65	10,3	36	55,4
	Week 96	Europe	192	30,4	115	59,9
		America	302	47,8	198	65,6
		Asia Pacific (inc. Australia)	65	10,3	36	55,4
Race/ethnicity	Week 56	White	469	74,2	243	51,8
		Asian	59	9,3	33	55,9
		Other	46	7,3	31	67,4
		Unknown	20	3,2	14	70,0
	Week 60	White	466	73,7	262	56,2
		Asian	59	9,3	35	59,3
		Other	46	7,3	33	71,7
		Unknown	20	3,2	14	70,0
	Week 64	White	465	73,6	272	58,5
		Asian	59	9,3	32	54,2

		Other	46	7,3	34	73,9
		Unknown	19	3,0	14	73,7
	Week 68	White	465	73,6	280	60,2
		Asian	59	9,3	31	52,5
		Other	45	7,1	32	71,1
		Unknown	19	3,0	14	73,7
	Week 72	White	460	72,8	280	60,9
		Asian	59	9,3	35	59,3
		Other	44	7,0	31	70,5
		Unknown	18	2,8	13	72,2
	Week 76	White	454	71,8	280	61,7
		Asian	59	9,3	35	59,3
		Other	43	6,8	28	65,1
		Unknown	18	2,8	13	72,2
	Week 80	White	452	71,5	279	61,7
		Asian	59	9,3	36	61,0
		Other	43	6,8	31	72,1
		Unknown	18	2,8	14	77,8
	Week 84	White	448	70,9	273	60,9
		Asian	59	9,3	37	62,7
		Other	43	6,8	32	74,4
		Unknown	18	2,8	14	77,8
	Week 88	White	446	70,6	276	61,9
		Asian	58	9,2	35	60,3
		Other	43	6,8	35	81,4
		Unknown	18	2,8	14	77,8
	Week 92	White	443	70,1	271	61,2
		Asian	58	9,2	33	56,9
		Other	43	6,8	36	83,7
		Unknown	18	2,8	14	77,8
	Week 96	White	441	69,8	271	61,5
		Asian	58	9,2	33	56,9
		Other	42	6,6	32	76,2
		Unknown	18	2,8	13	72,2
Baseline HbA1c	Week 56	<=8%	376	59,5	195	51,9
		>8%	211	33,4	121	57,3
		Missing	7	1,1	5	71,4
	Week 60	<=8%	374	59,2	212	56,7
		>8%	210	33,2	127	60,5
		Missing	7	1,1	5	71,4
	Week 64	<=8%	372	58,9	214	57,5
		>8%	210	33,2	133	63,3

		Missing	7	1,1	5	71,4
	Week 68	<=8%	371	58,7	216	58,2
		>8%	210	33,2	136	64,8
		Missing	7	1,1	5	71,4
	Week 72	<=8%	369	58,4	219	59,3
		>8%	205	32,4	135	65,9
		Missing	7	1,1	5	71,4
	Week 76	<=8%	363	57,4	217	59,8
		>8%	204	32,3	134	65,7
		Missing	7	1,1	5	71,4
	Week 80	<=8%	362	57,3	224	61,9
		>8%	203	32,1	131	64,5
		Missing	7	1,1	5	71,4
	Week 84	<=8%	361	57,1	223	61,8
		>8%	200	31,6	128	64,0
		Missing	7	1,1	5	71,4
	Week 88	<=8%	359	56,8	228	63,5
		>8%	199	31,5	127	63,8
		Missing	7	1,1	5	71,4
	Week 92	<=8%	356	56,3	224	62,9
		>8%	199	31,5	125	62,8
		Missing	7	1,1	5	71,4
	Week 96	<=8%	355	56,2	220	62,0
		>8%	197	31,2	124	62,9
		Missing	7	1,1	5	71,4
Prior IVT anti-VEGF therapy	Week 56	Yes	128	20,3	56	43,8
		No	466	73,7	265	56,9
	Week 60	Yes	128	20,3	63	49,2
		No	463	73,3	281	60,7
	Week 64	Yes	128	20,3	61	47,7
		No	461	72,9	291	63,1
	Week 68	Yes	128	20,3	59	46,1
		No	460	72,8	298	64,8
	Week 72	Yes	126	19,9	59	46,8
		No	455	72,0	300	65,9
	Week 76	Yes	124	19,6	58	46,8
		No	450	71,2	298	66,2
	Week 80	Yes	124	19,6	60	48,4
		No	448	70,9	300	67,0
	Week 84	Yes	123	19,5	60	48,8
		No	445	70,4	296	66,5

	Week 88	Yes	122	19,3	63	51,6
		No	443	70,1	297	67,0
	Week 92	Yes	122	19,3	60	49,2
		No	440	69,6	294	66,8
	Week 96	Yes	122	19,3	57	46,7
		No	437	69,1	292	66,8
Baseline DR severity	Week 56	<47	346	54,7	193	55,8
		47 - 53	183	29,0	92	50,3
		>53	55	8,7	31	56,4
		Missing	10	1,6	5	50,0
	Week 60	<47	343	54,3	207	60,3
		47 - 53	183	29,0	98	53,6
		>53	55	8,7	34	61,8
		Missing	10	1,6	5	50,0
	Week 64	<47	341	54,0	211	61,9
		47 - 53	183	29,0	102	55,7
		>53	55	8,7	34	61,8
		Missing	10	1,6	5	50,0
	Week 68	<47	340	53,8	211	62,1
		47 - 53	183	29,0	106	57,9
		>53	55	8,7	34	61,8
		Missing	10	1,6	6	60,0
	Week 72	<47	337	53,3	211	62,6
		47 - 53	181	28,6	108	59,7
		>53	53	8,4	33	62,3
		Missing	10	1,6	7	70,0
	Week 76	<47	334	52,8	210	62,9
		47 - 53	178	28,2	108	60,7
		>53	52	8,2	32	61,5
		Missing	10	1,6	6	60,0
	Week 80	<47	333	52,7	214	64,3
		47 - 53	178	28,2	109	61,2
		>53	51	8,1	31	60,8
		Missing	10	1,6	6	60,0
	Week 84	<47	331	52,4	215	65,0
		47 - 53	176	27,8	106	60,2
		>53	51	8,1	29	56,9
		Missing	10	1,6	6	60,0
	Week 88	<47	328	51,9	218	66,5
		47 - 53	176	27,8	104	59,1
		>53	51	8,1	31	60,8
		Missing	10	1,6	7	70,0

	Week 92	<47	326	51,6	213	65,3
		47 - 53	176	27,8	105	59,7
		>53	50	7,9	29	58,0
		Missing	10	1,6	7	70,0
	Week 96	<47	325	51,4	206	63,4
		47 - 53	175	27,7	106	60,6
		>53	50	7,9	31	62,0
		Missing	9	1,4	6	66,7
Baseline DR severity	Week 56	<=53	529	83,7	285	53,9
		>53	55	8,7	31	56,4
		Missing	10	1,6	5	50,0
	Week 60	<=53	526	83,2	305	58,0
		>53	55	8,7	34	61,8
		Missing	10	1,6	5	50,0
	Week 64	<=53	524	82,9	313	59,7
		>53	55	8,7	34	61,8
		Missing	10	1,6	5	50,0
	Week 68	<=53	523	82,8	317	60,6
		>53	55	8,7	34	61,8
		Missing	10	1,6	6	60,0
	Week 72	<=53	518	82,0	319	61,6
		>53	53	8,4	33	62,3
		Missing	10	1,6	7	70,0
	Week 76	<=53	512	81,0	318	62,1
		>53	52	8,2	32	61,5
		Missing	10	1,6	6	60,0
	Week 80	<=53	511	80,9	323	63,2
		>53	51	8,1	31	60,8
		Missing	10	1,6	6	60,0
	Week 84	<=53	507	80,2	321	63,3
		>53	51	8,1	29	56,9
		Missing	10	1,6	6	60,0
	Week 88	<=53	504	79,7	322	63,9
		>53	51	8,1	31	60,8
		Missing	10	1,6	7	70,0
	Week 92	<=53	502	79,4	318	63,3
		>53	50	7,9	29	58,0
		Missing	10	1,6	7	70,0
	Week 96	<=53	500	79,1	312	62,4
		>53	50	7,9	31	62,0
		Missing	9	1,4	6	66,7

Medical history: renal disease	Week 56	Yes	57	9,0	33	57,9
		No	537	85,0	288	53,6
	Week 60	Yes	57	9,0	36	63,2
		No	534	84,5	308	57,7
	Week 64	Yes	57	9,0	41	71,9
		No	532	84,2	311	58,5
	Week 68	Yes	57	9,0	40	70,2
		No	531	84,0	317	59,7
	Week 72	Yes	55	8,7	38	69,1
		No	526	83,2	321	61,0
	Week 76	Yes	54	8,5	36	66,7
		No	520	82,3	320	61,5
	Week 80	Yes	54	8,5	34	63,0
		No	518	82,0	326	62,9
	Week 84	Yes	51	8,1	32	62,7
		No	517	81,8	324	62,7
	Week 88	Yes	51	8,1	34	66,7
		No	514	81,3	326	63,4
	Week 92	Yes	50	7,9	34	68,0
		No	512	81,0	320	62,5
	Week 96	Yes	50	7,9	34	68,0
		No	509	80,5	315	61,9
Medical history: cardiac disease	Week 56	Yes	482	76,3	255	52,9
		No	112	17,7	66	58,9
	Week 60	Yes	479	75,8	274	57,2
		No	112	17,7	70	62,5
	Week 64	Yes	477	75,5	282	59,1
		No	112	17,7	70	62,5
	Week 68	Yes	476	75,3	287	60,3
		No	112	17,7	70	62,5
	Week 72	Yes	470	74,4	287	61,1
		No	111	17,6	72	64,9
	Week 76	Yes	464	73,4	283	61,0
		No	110	17,4	73	66,4
	Week 80	Yes	462	73,1	287	62,1
		No	110	17,4	73	66,4
	Week 84	Yes	459	72,6	284	61,9
		No	109	17,2	72	66,1
	Week 88	Yes	456	72,2	287	62,9
		No	109	17,2	73	67,0
	Week 92	Yes	453	71,7	285	62,9

		No	109	17,2	69	63,3
	Week 96	Yes	452	71,5	284	62,8
		No	107	16,9	65	60,7
Medical history: vascular disease	Week 56	Yes	86	13,6	50	58,1
		No	508	80,4	271	53,3
	Week 60	Yes	84	13,3	52	61,9
		No	507	80,2	292	57,6
	Week 64	Yes	84	13,3	54	64,3
		No	505	79,9	298	59,0
	Week 68	Yes	84	13,3	56	66,7
		No	504	79,7	301	59,7
	Week 72	Yes	82	13,0	55	67,1
		No	499	79,0	304	60,9
	Week 76	Yes	80	12,7	53	66,3
		No	494	78,2	303	61,3
	Week 80	Yes	80	12,7	51	63,8
		No	492	77,8	309	62,8
	Week 84	Yes	80	12,7	51	63,8
		No	488	77,2	305	62,5
	Week 88	Yes	78	12,3	50	64,1
		No	487	77,1	310	63,7
	Week 92	Yes	76	12,0	47	61,8
		No	486	76,9	307	63,2
	Week 96	Yes	76	12,0	47	61,8
		No	483	76,4	302	62,5
Study	Week 56	Rhine	308	48,7	163	52,9
		Yosemite	286	45,3	158	55,2
	Week 60	Rhine	306	48,4	176	57,5
		Yosemite	285	45,1	168	58,9
	Week 64	Rhine	306	48,4	181	59,2
		Yosemite	283	44,8	171	60,4
	Week 68	Rhine	306	48,4	184	60,1
		Yosemite	282	44,6	173	61,3
	Week 72	Rhine	301	47,6	184	61,1
		Yosemite	280	44,3	175	62,5
	Week 76	Rhine	298	47,2	183	61,4
		Yosemite	276	43,7	173	62,7
	Week 80	Rhine	296	46,8	189	63,9
		Yosemite	276	43,7	171	62,0
	Week 84	Rhine	294	46,5	188	63,9

		Yosemite	274	43,4	168	61,3
	Week 88	Rhine	292	46,2	190	65,1
		Yosemite	273	43,2	170	62,3
	Week 92	Rhine	289	45,7	185	64,0
		Yosemite	273	43,2	169	61,9
	Week 96	Rhine	288	45,6	186	64,6
		Yosemite	271	42,9	163	60,1

Clinical cut-off: YOSEMITE 01NOV2021 and RHINE 28OCT2021

Program: root/clinical_studies/RO6867461/CDT70122/share/ACE_pool_DME_Base/prod/program/t_eff_resp_visit.sas
Output: root/clinical_studies/RO6867461/CDT70122/share/ACE_pool_DME_CSR_Final/prod/output_bc/t_eff_resp_visit_sg_Q16W_ITBC_OCTNOV2021_DME.xls
10MAR2022 22:42

Population: Intent-to-Treat Population B vs. C
Model: descriptive
Study: GR40349 & GR40398

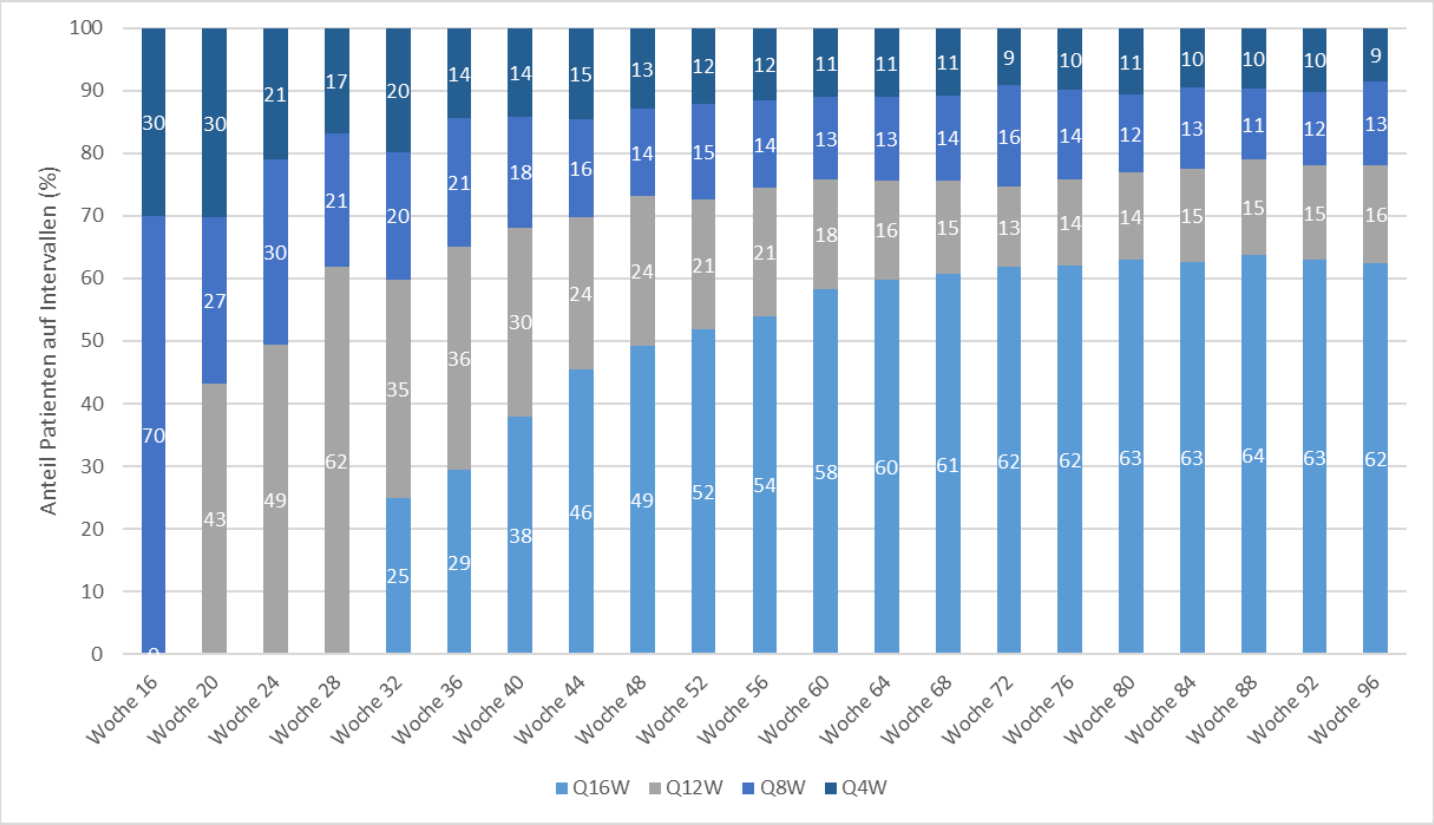

Abbildung: Anteil der Patienten auf einem Q4W-, Q8W-, Q12W- oder Q16W-Intervall an den Studienvisiten 16 bis 96 im vierwöchigen Abstand aus der gepoolten Analyse aus RHINE/YOSEMITE (ITT-Population)

Abkürzungen: Q4W = alle 4 Wochen; Q8W = alle 8 Wochen; Q12W = alle 12 Wochen; Q16W = alle 16 Wochen
Quelle: Eigene Darstellung

POPULATION: Intent-to-Treat Population B vs. C
ENDPOINT: Proportion of Patients in the PTI arm at Week 56 who achieved a Q12W or Q16W treatment interval without injection interval decrease below Q12W
MODEL: descriptive
STUDY: GR40349 & GR40398
Dichotomous Analysis (Efficacy)

		Faricimab (PTI) (N=632)			
		Patients		Patients with Event	
Name	Level	n	%	n	%
All	n/a	594	94,0	401	67,5
Study	Rhine	308	48,7	204	66,2
	Yosemite	286	45,3	197	68,9

Only patients who have not discontinued the study prior to Week 56 are used for analysis.
Clinical cut-off: YOSEMITE 01NOV2021 and RHINE 28OCT2021

Program: root/clinical_studies/RO6867461/CDT70122/share/ACE_pool_DME_CSR_Final/prod/program/t_eff_resp.sas
Output: root/clinical_studies/RO6867461/CDT70122/share/ACE_pool_DME_CSR_Final/prod/output_bc/t_eff_resp_Q1216W56_ITBC_OCTNOV2021_DME.xls
10MAR2022 22:34

POPULATION: Intent-to-Treat Population B vs. C
ENDPOINT: Proportion of Patients in the PTI arm at Week 56 who achieved a Q12W or Q16W treatment interval without injection interval decrease below Q12W
MODEL: Unstratified Analysis
STUDY: GR40349 & GR40398
Dichotomous Analysis by Subgroups (Efficacy)

		Faricimab (PTI) (N=632)			
		Patients		Patients with Event	
Name	Level	n	%	n	%
All	n/a	594	94,0	401	67,5
Sex	Male	373	59,0	252	67,6
	Female	221	35,0	149	67,4
Age	< 65 years	328	51,9	212	64,6
	>= 65 years	266	42,1	189	71,1
Age	< 75 years	543	85,9	366	67,4
	>= 75 years	51	8,1	35	68,6
Baseline BCVA ETDRS letter score	< 64 letters	260	41,1	168	64,6
	>= 64 letters	333	52,7	233	70,0
	Missing	1	0,2	0	0,0
Geographic region	Europe	210	33,2	141	67,1
	America	318	50,3	217	68,2
	Asia Pacific (inc. Australia)	66	10,4	43	65,2
Race/ethnicity	White	469	74,2	311	66,3
	Asian	59	9,3	38	64,4
	Other	46	7,3	37	80,4
	Unknown	20	3,2	15	75,0
Baseline HbA1c	<=8%	376	59,5	248	66,0
	>8%	211	33,4	148	70,1
	Missing	7	1,1	5	71,4
Prior IVT anti-VEGF therapy	Yes	128	20,3	77	60,2
	No	466	73,7	324	69,5
Baseline DR severity	<47	346	54,7	243	70,2
	47 - 53	183	29,0	112	61,2
	>53	55	8,7	38	69,1
	Missing	10	1,6	8	80,0
Baseline DR severity	<=53	529	83,7	355	67,1
	>53	55	8,7	38	69,1
	Missing	10	1,6	8	80,0

Medical history: renal disease	Yes	57	9,0	42	73,7
	No	537	85,0	359	66,9
Medical history: cardiac disease	Yes	482	76,3	323	67,0
	No	112	17,7	78	69,6
Medical history: vascular disease	Yes	86	13,6	63	73,3
	No	508	80,4	338	66,5
Study	Rhine	308	48,7	204	66,2
	Yosemite	286	45,3	197	68,9

Only patients who have not discontinued the study prior to Week 56 are used for analysis.
Clinical cut-off: YOSEMITE 01NOV2021 and RHINE 28OCT2021

Program: root/clinical_studies/RO6867461/CDT70122/share/ACE_pool_DME_CSR_Final/prod/program/t_eff_resp.sas
Output: root/clinical_studies/RO6867461/CDT70122/share/ACE_pool_DME_CSR_Final/prod/output_bc/t_eff_resp_sg_Q1216W56_ITBC_OCTNOV2021_DME.xls
10MAR2022 22:29

POPULATION: Intent-to-Treat Population B vs. C
ENDPOINT: Proportion of Patients in the PTI arm at Week 96 who achieved a Q12W or Q16W treatment interval without injection interval decrease below Q12W
MODEL: descriptive
STUDY: GR40349 & GR40398
Dichotomous Analysis (Efficacy)

		Faricimab (PTI) (N=632)			
		Patients		Patients with Event	
Name	Level	n	%	n	%
All	n/a	557	88,1	344	61,8
Study	Rhine	287	45,4	181	63,1
	Yosemite	270	42,7	163	60,4

Only patients who have not discontinued the study prior to Week 96 are used for analysis.
Clinical cut-off: YOSEMITE 01NOV2021 and RHINE 28OCT2021

Program: root/clinical_studies/RO6867461/CDT70122/share/ACE_pool_DME_CSR_Final/prod/program/t_eff_resp.sas
Output: root/clinical_studies/RO6867461/CDT70122/share/ACE_pool_DME_CSR_Final/prod/output_bc/t_eff_resp_Q1216W96_ITBC_OCTNOV2021_DME.xls
10MAR2022 22:35

POPULATION: Intent-to-Treat Population B vs. C
ENDPOINT: Proportion of Patients in the PTI arm at Week 96 who achieved a Q12W or Q16W treatment interval without injection interval decrease below Q12W
MODEL: Unstratified Analysis
STUDY: GR40349 & GR40398
Dichotomous Analysis by Subgroups (Efficacy)

		Faricimab (PTI) (N=632)			
		Patients		Patients with Event	
Name	Level	n	%	n	%
All	n/a	557	88,1	344	61,8
Sex	Male	353	55,9	229	64,9
	Female	204	32,3	115	56,4
Age	< 65 years	313	49,5	196	62,6
	>= 65 years	244	38,6	148	60,7
Age	< 75 years	511	80,9	318	62,2
	>= 75 years	46	7,3	26	56,5
Baseline BCVA ETDRS letter score	< 64 letters	237	37,5	138	58,2
	>= 64 letters	320	50,6	206	64,4
Geographic region	Europe	192	30,4	115	59,9
	America	300	47,5	195	65,0
	Asia Pacific (inc. Australia)	65	10,3	34	52,3
Race/ethnicity	White	440	69,6	265	60,2
	Asian	58	9,2	31	53,4
	Other	42	6,6	37	88,1
	Unknown	17	2,7	11	64,7
Baseline HbA1c	<=8%	355	56,2	210	59,2
	>8%	195	30,9	129	66,2
	Missing	7	1,1	5	71,4
Prior IVT anti-VEGF therapy	Yes	122	19,3	61	50,0
	No	435	68,8	283	65,1
Baseline DR severity	<47	323	51,1	202	62,5
	47 - 53	175	27,7	101	57,7
	>53	50	7,9	34	68,0

	Missing	9	1,4	7	77,8
Baseline DR severity	<=53	498	78,8	303	60,8
	>53	50	7,9	34	68,0
	Missing	9	1,4	7	77,8
Medical history: renal disease	Yes	50	7,9	33	66,0
	No	507	80,2	311	61,3
Medical history: cardiac disease	Yes	450	71,2	279	62,0
	No	107	16,9	65	60,7
Medical history: vascular disease	Yes	75	11,9	47	62,7
	No	482	76,3	297	61,6
Study	Rhine	287	45,4	181	63,1
	Yosemite	270	42,7	163	60,4

Only patients who have not discontinued the study prior to Week 96 are used for analysis.
Clinical cut-off: YOSEMITE 01NOV2021 and RHINE 28OCT2021

Program: root/clinical_studies/RO6867461/CDT70122/share/ACE_pool_DME_CSR_Final/prod/program/t_eff_resp.sas
Output: root/clinical_studies/RO6867461/CDT70122/share/ACE_pool_DME_CSR_Final/prod/output_bc/t_eff_resp_sg_Q1216W96_ITBC_OCTNOV2021_DME.xls
10MAR2022 22:30

POPULATION: Intent-to-Treat Population B vs. C
ENDPOINT: Best Corrected Visual Acuity (Study Eye) throughout the Entire Study
STUDY: GR40349 & GR40398
All; n/a (N=1259)

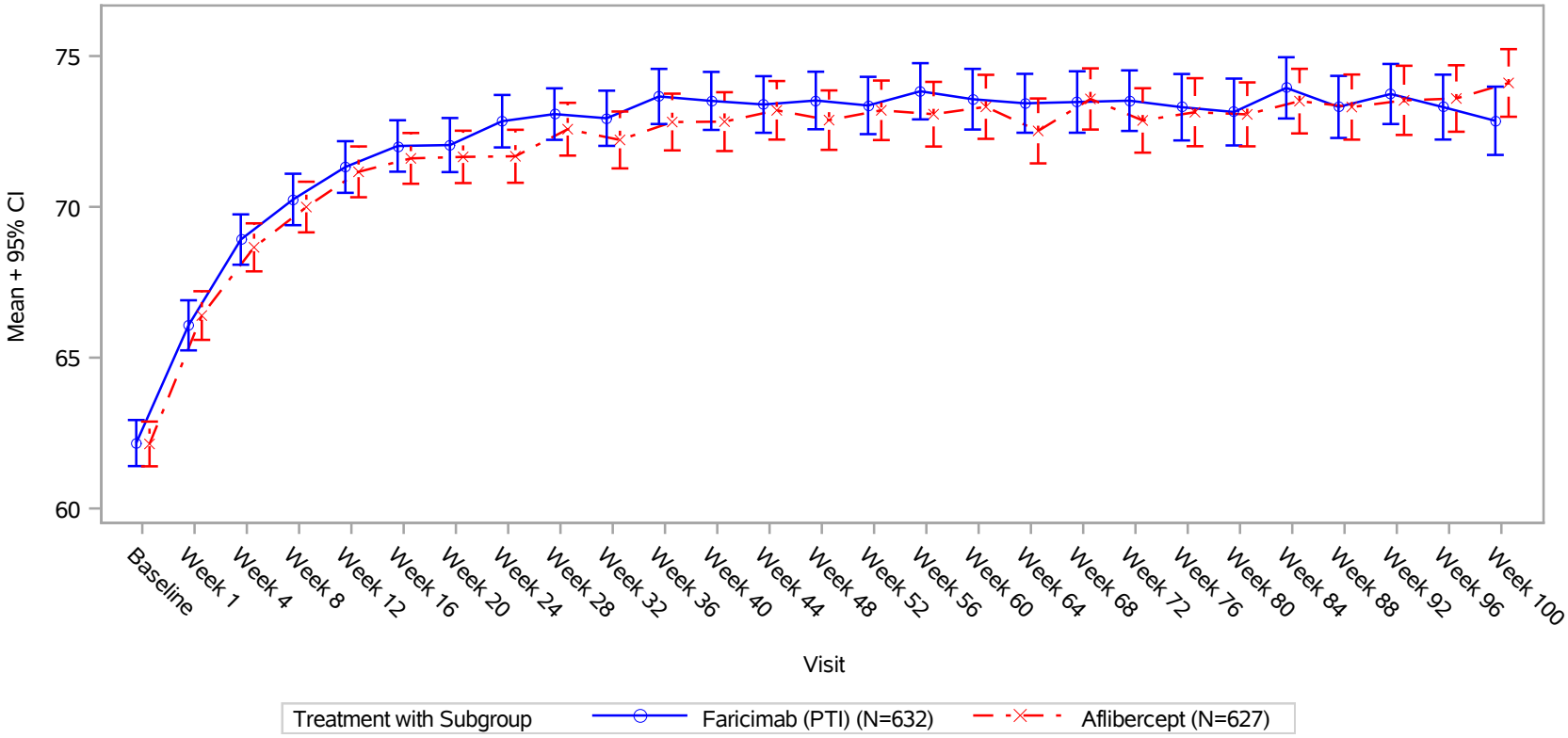

Units: letters. Early Termination (ET) visit was mapped to closest regular visit.
Treatment policy strategy was applied to non-COVID-19 related and hypothetical strategy was applied to COVID-19 related intercurrent events.
COVID-19 related intercurrent events are: Disc. of Treatment due to COVID-19, Prohibited Treatment/Therapy due to COVID-19, Missed Dose at Week 88,92 or 96 due to COVID-19 and COVID-19 Death.
Clinical cut-off: YOSEMITE 01NOV2021 and RHINE 28OCT2021

Program: ..al_studies/RO6867461/CDT70122/share/ACE_pool_DME_Base/prod/program/g_mean_plot.sas
Output: ..E_pool_DME_CSR_Final/prod/output_bc/g_mean_plot_SBCVA_PREST_ITBC_OCTNOV2021_DME.pdf
25MAR2022 20:54

POPULATION: Intent-to-Treat Population B vs. C
ENDPOINT: Best Corrected Visual Acuity (Study Eye) throughout the Entire Study
STUDY: GR40349 & GR40398
Study; Rhine (N=634)

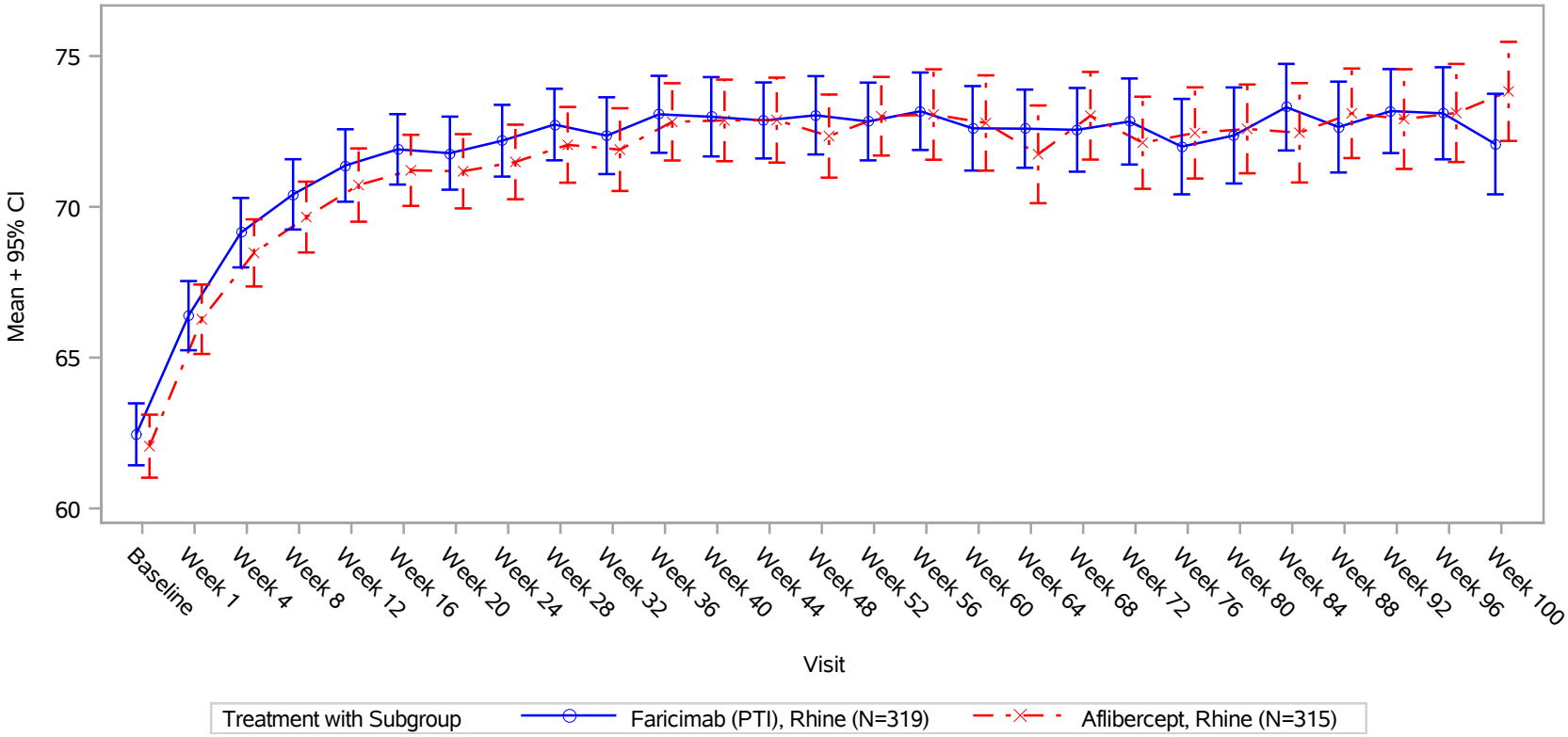

Units: letters. Early Termination (ET) visit was mapped to closest regular visit.
Treatment policy strategy was applied to non-COVID-19 related and hypothetical strategy was applied to COVID-19 related intercurrent events.
COVID-19 related intercurrent events are: Disc. of Treatment due to COVID-19, Prohibited Treatment/Therapy due to COVID-19, Missed Dose at Week 88,92 or 96 due to COVID-19 and COVID-19 Death.
Clinical cut-off: YOSEMITE 01NOV2021 and RHINE 28OCT2021

Program: ..al_studies/RO6867461/CDT70122/share/ACE_pool_DME_Base/prod/program/g_mean_plot.sas
Output: ..E_pool_DME_CSR_Final/prod/output_bc/g_mean_plot_SBCVA_PREST_ITBC_OCTNOV2021_DME.pdf
25MAR2022 20:54

POPULATION: Intent-to-Treat Population B vs. C
ENDPOINT: Best Corrected Visual Acuity (Study Eye) throughout the Entire Study
STUDY: GR40349 & GR40398
Study; Yosemite (N=625)

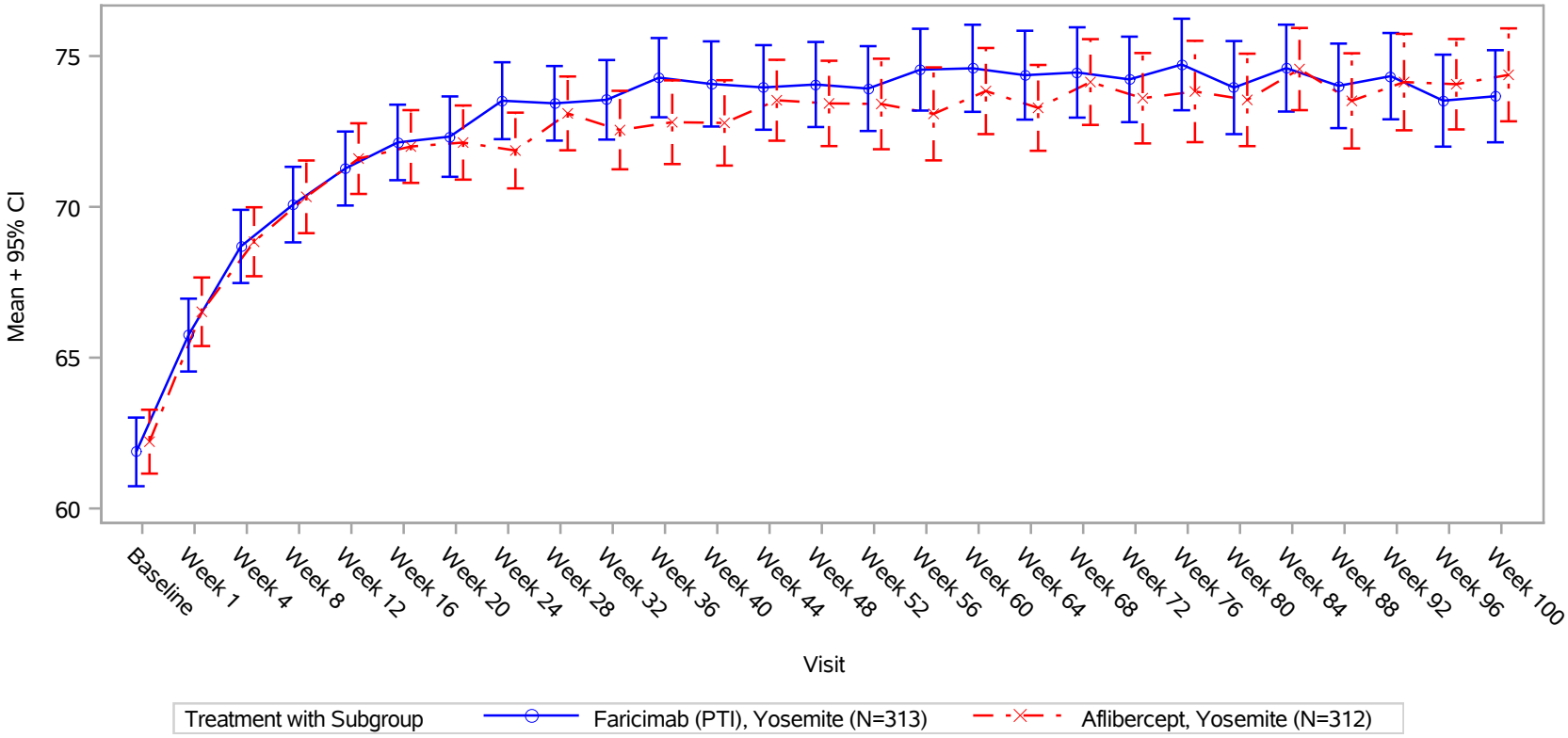

Units: letters. Early Termination (ET) visit was mapped to closest regular visit.
Treatment policy strategy was applied to non-COVID-19 related and hypothetical strategy was applied to COVID-19 related intercurrent events.
COVID-19 related intercurrent events are: Disc. of Treatment due to COVID-19, Prohibited Treatment/Therapy due to COVID-19, Missed Dose at Week 88,92 or 96 due to COVID-19 and COVID-19 Death.
Clinical cut-off: YOSEMITE 01NOV2021 and RHINE 28OCT2021

Program: ..al_studies/RO6867461/CDT70122/share/ACE_pool_DME_Base/prod/program/g_mean_plot.sas
Output: ..E_pool_DME_CSR_Final/prod/output_bc/g_mean_plot_SBCVA_PREST_ITBC_OCTNOV2021_DME.pdf
25MAR2022 20:54

POPULATION: Intent-to-Treat Population B vs. C
ENDPOINT: Best Corrected Visual Acuity (Study Eye) throughout the Entire Study
MODEL: --
STUDY: GR40349 & GR40398
Compliance/Mean

		Faricimab (PTI) (N=632)						Aflibercept (N=627)					
		Patients				Statistics		Patients				Statistics	
Name Visit	Level	in study[1]	%	with value[1]	%	Mean[2]	SD(Mean)	in study[1]	%	with value[1]	%	Mean[2]	SD(Mean)
All													
Baseline	n/a	632	100,0	630	99,7	62,17	9,77	627	100,0	627	100,0	62,14	9,46
Week 1	n/a	632	100,0	615	97,3	66,07	10,49	625	99,7	606	97,0	66,40	10,11
Week 4	n/a	632	100,0	616	97,5	68,92	10,54	625	99,7	615	98,4	68,66	10,05
Week 8	n/a	632	100,0	621	98,3	70,24	10,82	623	99,4	613	98,4	69,99	10,58
Week 12	n/a	631	99,8	608	96,4	71,32	10,75	621	99,0	604	97,3	71,16	10,54
Week 16	n/a	627	99,2	602	96,0	72,02	10,65	620	98,9	595	96,0	71,61	10,45
Week 20	n/a	622	98,4	596	95,8	72,05	11,15	616	98,2	591	95,9	71,66	10,75
Week 24	n/a	618	97,8	600	97,1	72,84	10,85	611	97,4	591	96,7	71,68	10,87
Week 28	n/a	615	97,3	582	94,6	73,08	10,49	609	97,1	571	93,8	72,57	10,65
Week 32	n/a	613	97,0	552	90,0	72,94	10,94	607	96,8	555	91,4	72,22	11,31
Week 36	n/a	611	96,7	550	90,0	73,66	10,91	605	96,5	543	89,8	72,81	11,16
Week 40	n/a	609	96,4	556	91,3	73,51	11,54	603	96,2	537	89,1	72,82	11,50
Week 44	n/a	608	96,2	556	91,4	73,39	11,26	601	95,9	538	89,5	73,20	11,46
Week 48	n/a	608	96,2	553	91,0	73,53	11,42	597	95,2	544	91,1	72,88	11,70
Week 52	n/a	604	95,6	549	90,9	73,36	11,33	594	94,7	524	88,2	73,20	11,50
Week 56	n/a	601	95,1	547	91,0	73,83	11,09	591	94,3	517	87,5	73,07	12,40
Week 60	n/a	600	94,9	538	89,7	73,57	11,87	589	93,9	516	87,6	73,32	12,27
Week 64	n/a	594	94,0	554	93,3	73,43	11,70	585	93,3	522	89,2	72,52	12,51
Week 68	n/a	592	93,7	530	89,5	73,48	11,94	579	92,3	508	87,7	73,58	11,64
Week 72	n/a	588	93,0	519	88,3	73,52	11,64	575	91,7	501	87,1	72,86	12,17
Week 76	n/a	582	92,1	527	90,5	73,30	12,87	571	91,1	502	87,9	73,14	12,86
Week 80	n/a	576	91,1	529	91,8	73,14	12,97	568	90,6	501	88,2	73,07	12,07
Week 84	n/a	575	91,0	526	91,5	73,94	11,85	567	90,4	507	89,4	73,50	12,27
Week 88	n/a	572	90,5	524	91,6	73,31	11,99	561	89,5	494	88,1	73,31	12,21
Week 92	n/a	571	90,3	527	92,3	73,74	11,63	558	89,0	490	87,8	73,53	12,92
Week 96	n/a	567	89,7	527	92,9	73,31	12,57	549	87,6	486	88,5	73,59	12,37
Week 100	n/a	562	88,9	530	94,3	72,85	13,26	537	85,6	484	90,1	74,11	12,55
Study													
Baseline	Rhine	319	100,0	317	99,4	62,46	9,29	315	100,0	315	100,0	62,06	9,43
Week 1	Rhine	319	100,0	309	96,9	66,39	10,25	314	99,7	305	97,1	66,27	10,21
Week 4	Rhine	319	100,0	308	96,6	69,14	10,27	314	99,7	309	98,4	68,47	9,95
Week 8	Rhine	319	100,0	313	98,1	70,41	10,48	313	99,4	309	98,7	69,66	10,49
Week 12	Rhine	318	99,7	305	95,9	71,37	10,67	313	99,4	302	96,5	70,72	10,73
Week 16	Rhine	316	99,1	306	96,8	71,91	10,38	312	99,0	296	94,9	71,21	10,31
Week 20	Rhine	315	98,7	304	96,5	71,78	10,73	310	98,4	295	95,2	71,18	10,74
Week 24	Rhine	314	98,4	307	97,8	72,19	10,59	308	97,8	297	96,4	71,49	10,83
Week 28	Rhine	313	98,1	295	94,2	72,73	10,35	306	97,1	287	93,8	72,06	10,81
Week 32	Rhine	313	98,1	284	90,7	72,36	10,90	305	96,8	280	91,8	71,90	11,66
Week 36	Rhine	312	97,8	282	90,4	73,07	10,89	304	96,5	275	90,5	72,82	10,79
Week 40	Rhine	312	97,8	287	92,0	72,99	11,32	304	96,5	274	90,1	72,86	11,37
Week 44	Rhine	312	97,8	287	92,0	72,86	10,85	304	96,5	272	89,5	72,88	11,80
Week 48	Rhine	312	97,8	287	92,0	73,03	11,18	302	95,9	278	92,1	72,35	11,67
Week 52	Rhine	312	97,8	282	90,4	72,83	11,00	301	95,6	271	90,0	73,00	10,90
Week 56	Rhine	312	97,8	284	91,0	73,17	11,00	299	94,9	261	87,3	73,06	12,30
Week 60	Rhine	312	97,8	277	88,8	72,60	11,84	298	94,6	255	85,6	72,78	12,81
Week 64	Rhine	309	96,9	291	94,2	72,59	11,24	295	93,7	259	87,8	71,74	13,24

Week 68	Rhine	308	96,6	273	88,6	72,55	11,65	291	92,4	255	87,6	73,02	11,78
Week 72	Rhine	306	95,9	262	85,6	72,83	11,73	289	91,7	250	86,5	72,12	12,26
Week 76	Rhine	302	94,7	274	90,7	72,00	13,30	288	91,4	251	87,2	72,45	12,16
Week 80	Rhine	298	93,4	270	90,6	72,37	13,29	286	90,8	250	87,4	72,58	11,81
Week 84	Rhine	297	93,1	266	89,6	73,30	11,89	286	90,8	255	89,2	72,45	13,37
Week 88	Rhine	297	93,1	268	90,2	72,65	12,52	284	90,2	247	87,0	73,10	11,85
Week 92	Rhine	296	92,8	269	90,9	73,17	11,59	283	89,8	242	85,5	72,91	13,05
Week 96	Rhine	293	91,8	268	91,5	73,10	12,70	280	88,9	241	86,1	73,11	12,82
Week 100	Rhine	290	90,9	272	93,8	72,08	13,97	271	86,0	237	87,5	73,83	12,84
Baseline	Yosemite	313	100,0	313	100,0	61,88	10,23	312	100,0	312	100,0	62,21	9,50
Week 1	Yosemite	313	100,0	306	97,8	65,75	10,74	311	99,7	301	96,8	66,52	10,02
Week 4	Yosemite	313	100,0	308	98,4	68,69	10,83	311	99,7	306	98,4	68,84	10,16
Week 8	Yosemite	313	100,0	308	98,4	70,07	11,17	310	99,4	304	98,1	70,33	10,68
Week 12	Yosemite	313	100,0	303	96,8	71,27	10,85	308	98,7	302	98,1	71,60	10,34
Week 16	Yosemite	311	99,4	296	95,2	72,14	10,94	308	98,7	299	97,1	72,00	10,60
Week 20	Yosemite	307	98,1	292	95,1	72,33	11,57	306	98,1	296	96,7	72,13	10,74
Week 24	Yosemite	304	97,1	293	96,4	73,52	11,09	303	97,1	294	97,0	71,87	10,94
Week 28	Yosemite	302	96,5	287	95,0	73,43	10,64	303	97,1	284	93,7	73,10	10,47
Week 32	Yosemite	300	95,8	268	89,3	73,55	10,97	302	96,8	275	91,1	72,55	10,96
Week 36	Yosemite	299	95,5	268	89,6	74,28	10,92	301	96,5	268	89,0	72,81	11,54
Week 40	Yosemite	297	94,9	269	90,6	74,07	11,76	299	95,8	263	88,0	72,78	11,66
Week 44	Yosemite	296	94,6	269	90,9	73,96	11,68	297	95,2	266	89,6	73,53	11,11
Week 48	Yosemite	296	94,6	266	89,9	74,06	11,68	295	94,6	266	90,2	73,43	11,72
Week 52	Yosemite	292	93,3	267	91,4	73,92	11,67	293	93,9	253	86,3	73,41	12,12
Week 56	Yosemite	289	92,3	263	91,0	74,55	11,17	292	93,6	256	87,7	73,08	12,53
Week 60	Yosemite	288	92,0	261	90,6	74,59	11,84	291	93,3	261	89,7	73,84	11,71
Week 64	Yosemite	285	91,1	263	92,3	74,37	12,14	290	92,9	263	90,7	73,28	11,72
Week 68	Yosemite	284	90,7	257	90,5	74,46	12,18	288	92,3	253	87,8	74,14	11,49
Week 72	Yosemite	282	90,1	257	91,1	74,23	11,53	286	91,7	251	87,8	73,60	12,05
Week 76	Yosemite	280	89,5	253	90,4	74,72	12,25	283	90,7	251	88,7	73,82	13,51
Week 80	Yosemite	278	88,8	259	93,2	73,95	12,61	282	90,4	251	89,0	73,55	12,33
Week 84	Yosemite	278	88,8	260	93,5	74,60	11,79	281	90,1	252	89,7	74,57	10,98
Week 88	Yosemite	275	87,9	256	93,1	74,01	11,39	277	88,8	247	89,2	73,51	12,59
Week 92	Yosemite	275	87,9	258	93,8	74,33	11,67	275	88,1	248	90,2	74,14	12,78
Week 96	Yosemite	274	87,5	259	94,5	73,52	12,46	269	86,2	245	91,1	74,07	11,91
Week 100	Yosemite	272	86,9	258	94,9	73,67	12,46	266	85,3	247	92,9	74,38	12,30

[1] in study: number of subjects in study at respective visit; % based on baseline
with value: number of subjects in study and with value at respective visit - used for the calculation of the mean and SD; % based on patients in study at respective visit
[2] mean: descriptive statistics - absolute values
Treatment policy strategy was applied to non-COVID-19 related and hypothetical strategy was applied to COVID-19 related intercurrent events.
COVID-19 related intercurrent events are: Disc. of Treatment due to COVID-19, Prohibited Treatment/Therapy due to COVID-19, Missed Dose at Week 88,92 or 96 due to COVID-19 and COVID-19 Death.
Units: letters. Early Termination (ET) visit was mapped to closest regular visit. Clinical cut-off: YOSEMITE 01NOV2021 and RHINE 28OCT2021

Program: root/clinical_studies/RO6867461/CDT70122/share/ACE_pool_DME_Base/prod/program/t_eff_mean.sas
Output: root/clinical_studies/RO6867461/CDT70122/share/ACE_pool_DME_CSR_Final/prod/output_bc/t_eff_mean_SBCVA_PREST_ITBC_OCTNOV2021_DME.xls
25MAR2022 18:42

POPULATION: Intent-to-Treat Population B vs. C
ENDPOINT: Best Corrected Visual Acuity (Study Eye) throughout the Entire Study
STUDY: GR40349 & GR40398
Forest Plot of Mean Difference
Baseline

Study	Total n (with value)	Aflibercept (N=627) n (with value)	Aflibercept (N=627) Mean	Faricimab (PTI) (N=632) n (with value)	Faricimab (PTI) (N=632) Mean	Mean Difference	95% CI
All Patients	1257	627	62.1	630	62.2	0.0	(-1.0, 1.1)
Study							
Rhine	632	315	62.1	317	62.5	0.4	(-1.1, 1.9)
Yosemite	625	312	62.2	313	61.9	-0.3	(-1.9, 1.2)

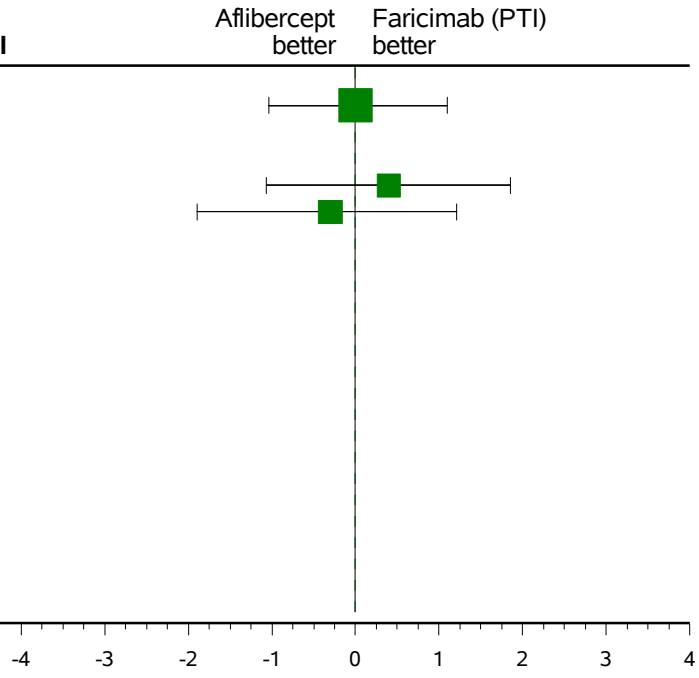

Units: letters. Early Termination (ET) visit was mapped to closest regular visit.
Treatment policy strategy was applied to non-COVID-19 related and hypothetical strategy was applied to COVID-19 related intercurrent events.
COVID-19 related intercurrent events are: Disc. of Treatment due to COVID-19, Prohibited Treatment/Therapy due to COVID-19, Missed Dose at Week 88,92 or 96 due to COVID-19 and COVID-19 Death.
Clinical cut-off: YOSEMITE 01NOV2021 and RHINE 28OCT2021
Program: root/clinical_studies/RO6867461/CDT70122/share/ACE_pool_DME_Base/prod/program/g_forest_md.sas
Output: root/clinical_studies/RO6867461/CDT70122/share/ACE_pool_DME_CSR_Final/prod/output_bc/g_forest_md_SBCVA_PREST_ITBC_OCTNOV2021_DME.pdf 05OCT2022 15:43

POPULATION: Intent-to-Treat Population B vs. C
ENDPOINT: Best Corrected Visual Acuity (Study Eye) throughout the Entire Study
STUDY: GR40349 & GR40398
Forest Plot of Mean Difference
Week 1

Study	Total n (with value)	Aflibercept (N=627) n (with value)	Aflibercept (N=627) Mean	Faricimab (PTI) (N=632) n (with value)	Faricimab (PTI) (N=632) Mean	Mean Difference	95% CI
All Patients	1221	606	66.4	615	66.1	-0.3	(-1.5, 0.8)
Study							
Rhine	614	305	66.3	309	66.4	0.1	(-1.5, 1.7)
Yosemite	607	301	66.5	306	65.7	-0.8	(-2.4, 0.9)

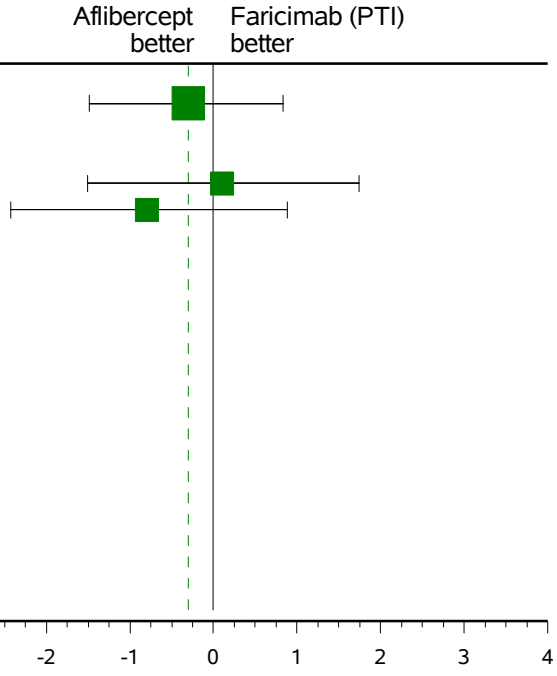

Units: letters. Early Termination (ET) visit was mapped to closest regular visit.
Treatment policy strategy was applied to non-COVID-19 related and hypothetical strategy was applied to COVID-19 related intercurrent events.
COVID-19 related intercurrent events are: Disc. of Treatment due to COVID-19, Prohibited Treatment/Therapy due to COVID-19, Missed Dose at Week 88,92 or 96 due to COVID-19 and COVID-19 Death.
Clinical cut-off: YOSEMITE 01NOV2021 and RHINE 28OCT2021
Program: root/clinical_studies/RO6867461/CDT70122/share/ACE_pool_DME_Base/prod/program/g_forest_md.sas
Output: root/clinical_studies/RO6867461/CDT70122/share/ACE_pool_DME_CSR_Final/prod/output_bc/g_forest_md_SBCVA_PREST_ITBC_OCTNOV2021_DME.pdf 05OCT2022 15:43

POPULATION: Intent-to-Treat Population B vs. C
ENDPOINT: Best Corrected Visual Acuity (Study Eye) throughout the Entire Study
STUDY: GR40349 & GR40398
Forest Plot of Mean Difference
Week 4

Study	Total n (with value)	Aflibercept (N=627) n (with value)	Aflibercept (N=627) Mean	Faricimab (PTI) (N=632) n (with value)	Faricimab (PTI) (N=632) Mean	Mean Difference	95% CI
All Patients	1231	615	68.7	616	68.9	0.3	(-0.9, 1.4)
Study							
Rhine	617	309	68.5	308	69.1	0.7	(-0.9, 2.3)
Yosemite	614	306	68.8	308	68.7	-0.2	(-1.8, 1.5)

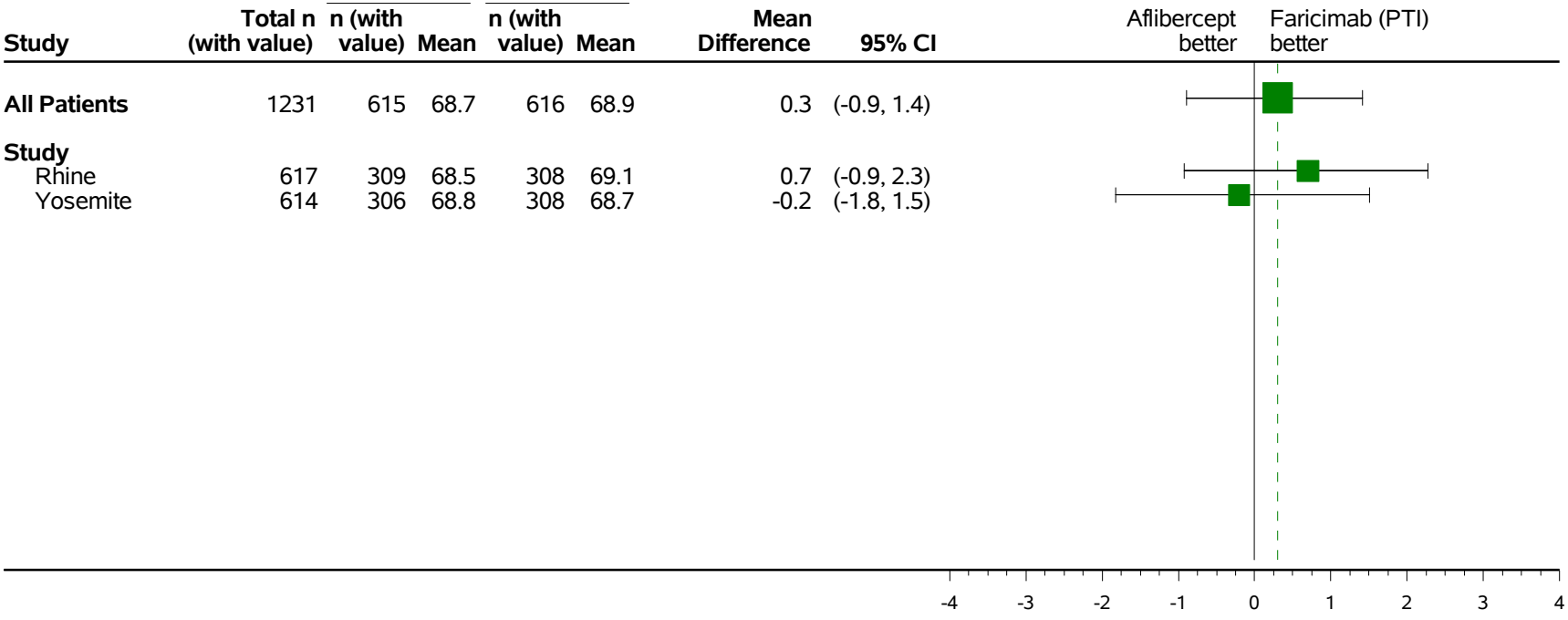

Units: letters. Early Termination (ET) visit was mapped to closest regular visit.
Treatment policy strategy was applied to non-COVID-19 related and hypothetical strategy was applied to COVID-19 related intercurrent events.
COVID-19 related intercurrent events are: Disc. of Treatment due to COVID-19, Prohibited Treatment/Therapy due to COVID-19, Missed Dose at Week 88,92 or 96 due to COVID-19 and COVID-19 Death.
Clinical cut-off: YOSEMITE 01NOV2021 and RHINE 28OCT2021
Program: root/clinical_studies/RO6867461/CDT70122/share/ACE_pool_DME_Base/prod/program/g_forest_md.sas
Output: root/clinical_studies/RO6867461/CDT70122/share/ACE_pool_DME_CSR_Final/prod/output_bc/g_forest_md_SBCVA_PREST_ITBC_OCTNOV2021_DME.pdf 05OCT2022 15:43

POPULATION: Intent-to-Treat Population B vs. C
ENDPOINT: Best Corrected Visual Acuity (Study Eye) throughout the Entire Study
STUDY: GR40349 & GR40398
Forest Plot of Mean Difference
Week 8

Study	Total n (with value)	Aflibercept (N=627) n (with value)	Aflibercept (N=627) Mean	Faricimab (PTI) (N=632) n (with value)	Faricimab (PTI) (N=632) Mean	Mean Difference	95% CI
All Patients	1234	613	70.0	621	70.2	0.3	(-0.9, 1.4)
Study							
Rhine	622	309	69.7	313	70.4	0.8	(-0.9, 2.4)
Yosemite	612	304	70.3	308	70.1	-0.3	(-2.0, 1.5)

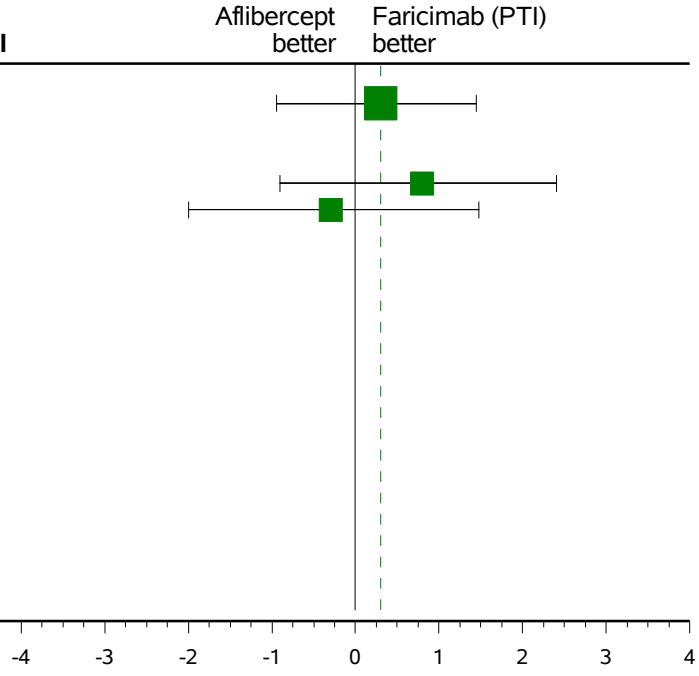

Units: letters. Early Termination (ET) visit was mapped to closest regular visit.
Treatment policy strategy was applied to non-COVID-19 related and hypothetical strategy was applied to COVID-19 related intercurrent events.
COVID-19 related intercurrent events are: Disc. of Treatment due to COVID-19, Prohibited Treatment/Therapy due to COVID-19, Missed Dose at Week 88,92 or 96 due to COVID-19 and COVID-19 Death.
Clinical cut-off: YOSEMITE 01NOV2021 and RHINE 28OCT2021
Program: root/clinical_studies/RO6867461/CDT70122/share/ACE_pool_DME_Base/prod/program/g_forest_md.sas
Output: root/clinical_studies/RO6867461/CDT70122/share/ACE_pool_DME_CSR_Final/prod/output_bc/g_forest_md_SBCVA_PREST_ITBC_OCTNOV2021_DME.pdf 05OCT2022 15:43

POPULATION: Intent-to-Treat Population B vs. C
ENDPOINT: Best Corrected Visual Acuity (Study Eye) throughout the Entire Study
STUDY: GR40349 & GR40398
Forest Plot of Mean Difference
Week 12

Study	Total n (with value)	Aflibercept (N=627) n (with value)	Aflibercept (N=627) Mean	Faricimab (PTI) (N=632) n (with value)	Faricimab (PTI) (N=632) Mean	Mean Difference	95% CI
All Patients	1212	604	71.2	608	71.3	0.2	(-1.0, 1.4)
Study							
Rhine	607	302	70.7	305	71.4	0.6	(-1.1, 2.4)
Yosemite	605	302	71.6	303	71.3	-0.3	(-2.0, 1.4)

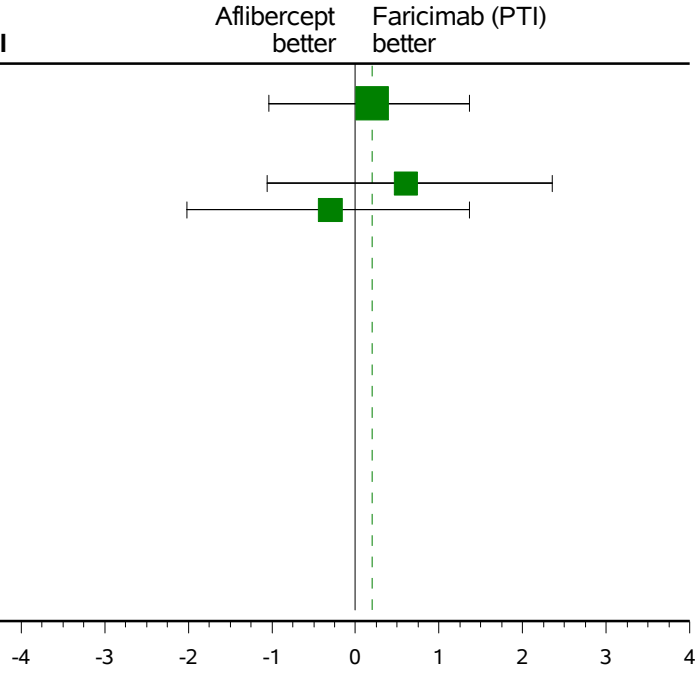

Units: letters. Early Termination (ET) visit was mapped to closest regular visit.
Treatment policy strategy was applied to non-COVID-19 related and hypothetical strategy was applied to COVID-19 related intercurrent events.
COVID-19 related intercurrent events are: Disc. of Treatment due to COVID-19, Prohibited Treatment/Therapy due to COVID-19, Missed Dose at Week 88,92 or 96 due to COVID-19 and COVID-19 Death.
Clinical cut-off: YOSEMITE 01NOV2021 and RHINE 28OCT2021
Program: root/clinical_studies/RO6867461/CDT70122/share/ACE_pool_DME_Base/prod/program/g_forest_md.sas
Output: root/clinical_studies/RO6867461/CDT70122/share/ACE_pool_DME_CSR_Final/prod/output_bc/g_forest_md_SBCVA_PREST_ITBC_OCTNOV2021_DME.pdf 05OCT2022 15:43

POPULATION: Intent-to-Treat Population B vs. C
ENDPOINT: Best Corrected Visual Acuity (Study Eye) throughout the Entire Study
STUDY: GR40349 & GR40398
Forest Plot of Mean Difference
Week 16

Study	Total n (with value)	Aflibercept (N=627) n (with value)	Aflibercept (N=627) Mean	Faricimab (PTI) (N=632) n (with value)	Faricimab (PTI) (N=632) Mean	Mean Difference	95% CI
All Patients	1197	595	71.6	602	72.0	0.4	(-0.8, 1.6)
Study							
Rhine	602	296	71.2	306	71.9	0.7	(-1.0, 2.4)
Yosemite	595	299	72.0	296	72.1	0.1	(-1.6, 1.9)

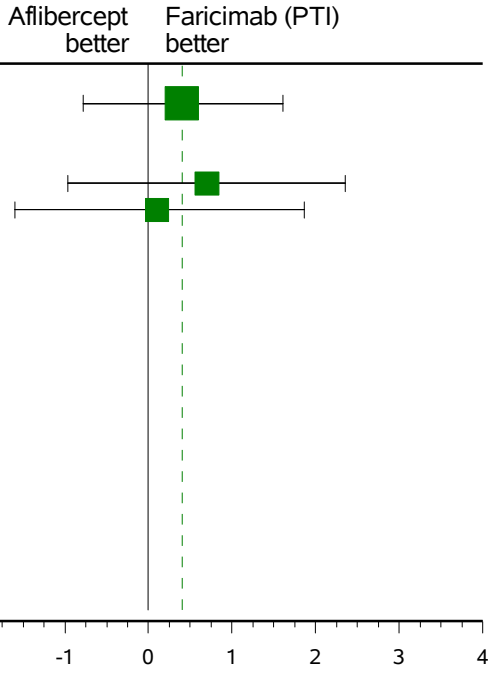

Units: letters. Early Termination (ET) visit was mapped to closest regular visit.
Treatment policy strategy was applied to non-COVID-19 related and hypothetical strategy was applied to COVID-19 related intercurrent events.
COVID-19 related intercurrent events are: Disc. of Treatment due to COVID-19, Prohibited Treatment/Therapy due to COVID-19, Missed Dose at Week 88,92 or 96 due to COVID-19 and COVID-19 Death.
Clinical cut-off: YOSEMITE 01NOV2021 and RHINE 28OCT2021
Program: root/clinical_studies/RO6867461/CDT70122/share/ACE_pool_DME_Base/prod/program/g_forest_md.sas
Output: root/clinical_studies/RO6867461/CDT70122/share/ACE_pool_DME_CSR_Final/prod/output_bc/g_forest_md_SBCVA_PREST_ITBC_OCTNOV2021_DME.pdf 05OCT2022 15:43

POPULATION: Intent-to-Treat Population B vs. C
ENDPOINT: Best Corrected Visual Acuity (Study Eye) throughout the Entire Study
STUDY: GR40349 & GR40398
Forest Plot of Mean Difference
Week 20

Study	Total n (with value)	Aflibercept (N=627) n (with value)	Aflibercept (N=627) Mean	Faricimab (PTI) (N=632) n (with value)	Faricimab (PTI) (N=632) Mean	Mean Difference	95% CI
All Patients	1187	591	71.7	596	72.0	0.4	(-0.9, 1.6)
Study							
Rhine	599	295	71.2	304	71.8	0.6	(-1.1, 2.3)
Yosemite	588	296	72.1	292	72.3	0.2	(-1.6, 2.0)

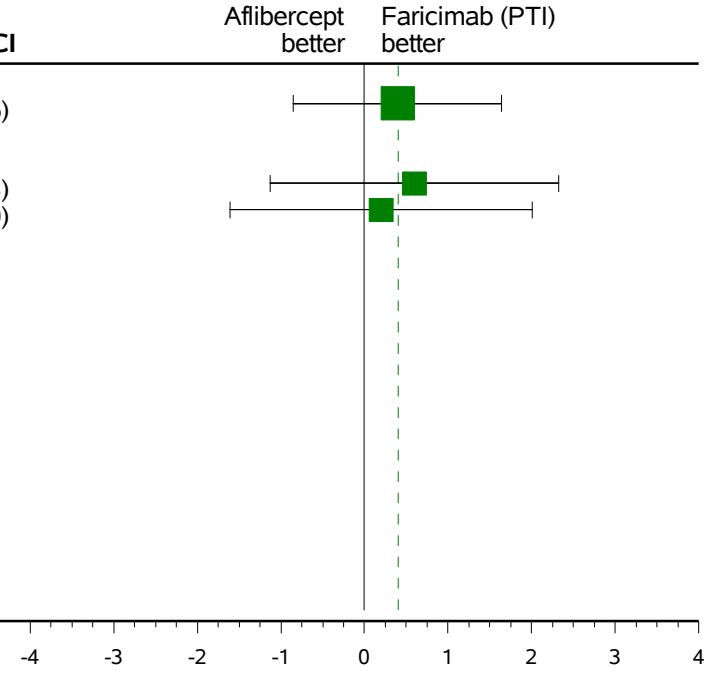

Units: letters. Early Termination (ET) visit was mapped to closest regular visit.
Treatment policy strategy was applied to non-COVID-19 related and hypothetical strategy was applied to COVID-19 related intercurrent events.
COVID-19 related intercurrent events are: Disc. of Treatment due to COVID-19, Prohibited Treatment/Therapy due to COVID-19, Missed Dose at Week 88,92 or 96 due to COVID-19 and COVID-19 Death.
Clinical cut-off: YOSEMITE 01NOV2021 and RHINE 28OCT2021
Program: root/clinical_studies/RO6867461/CDT70122/share/ACE_pool_DME_Base/prod/program/g_forest_md.sas
Output: root/clinical_studies/RO6867461/CDT70122/share/ACE_pool_DME_CSR_Final/prod/output_bc/g_forest_md_SBCVA_PREST_ITBC_OCTNOV2021_DME.pdf 05OCT2022 15:43

POPULATION: Intent-to-Treat Population B vs. C
ENDPOINT: Best Corrected Visual Acuity (Study Eye) throughout the Entire Study
STUDY: GR40349 & GR40398
Forest Plot of Mean Difference
Week 24

Study	Total n (with value)	Aflibercept (N=627) n (with value)	Aflibercept (N=627) Mean	Faricimab (PTI) (N=632) n (with value)	Faricimab (PTI) (N=632) Mean	Mean Difference	95% CI
All Patients	1191	591	71.7	600	72.8	1.2	(-0.1, 2.4)
Study							
Rhine	604	297	71.5	307	72.2	0.7	(-1.0, 2.4)
Yosemite	587	294	71.9	293	73.5	1.7	(-0.1, 3.4)

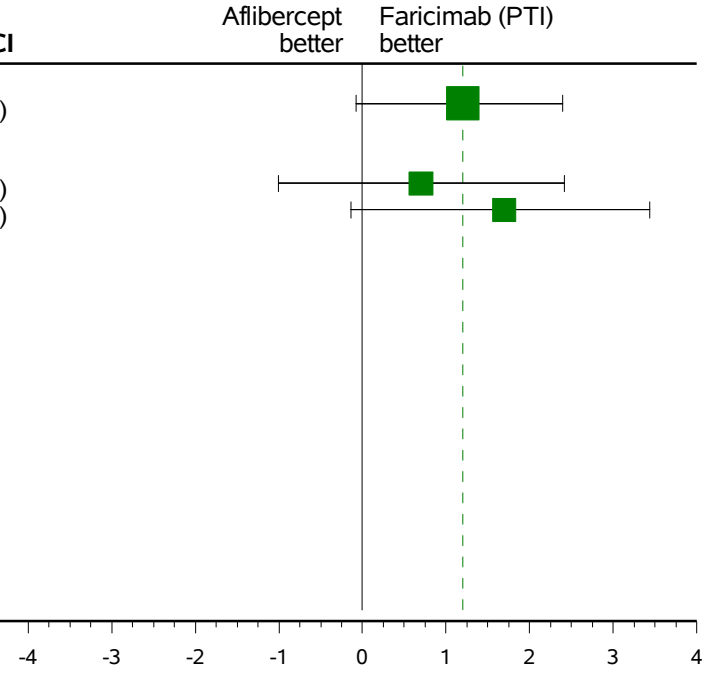

Units: letters. Early Termination (ET) visit was mapped to closest regular visit.
Treatment policy strategy was applied to non-COVID-19 related and hypothetical strategy was applied to COVID-19 related intercurrent events.
COVID-19 related intercurrent events are: Disc. of Treatment due to COVID-19, Prohibited Treatment/Therapy due to COVID-19, Missed Dose at Week 88,92 or 96 due to COVID-19 and COVID-19 Death.
Clinical cut-off: YOSEMITE 01NOV2021 and RHINE 28OCT2021
Program: root/clinical_studies/RO6867461/CDT70122/share/ACE_pool_DME_Base/prod/program/g_forest_md.sas
Output: root/clinical_studies/RO6867461/CDT70122/share/ACE_pool_DME_CSR_Final/prod/output_bc/g_forest_md_SBCVA_PREST_ITBC_OCTNOV2021_DME.pdf 05OCT2022 15:43

POPULATION: Intent-to-Treat Population B vs. C
ENDPOINT: Best Corrected Visual Acuity (Study Eye) throughout the Entire Study
STUDY: GR40349 & GR40398
Forest Plot of Mean Difference
Week 28

Study	Total n (with value)	Aflibercept (N=627) n (with value)	Aflibercept (N=627) Mean	Faricimab (PTI) (N=632) n (with value)	Faricimab (PTI) (N=632) Mean	Mean Difference	95% CI
All Patients	1153	571	72.6	582	73.1	0.5	(-0.7, 1.7)
Study							
Rhine	582	287	72.1	295	72.7	0.7	(-1.0, 2.4)
Yosemite	571	284	73.1	287	73.4	0.3	(-1.4, 2.1)

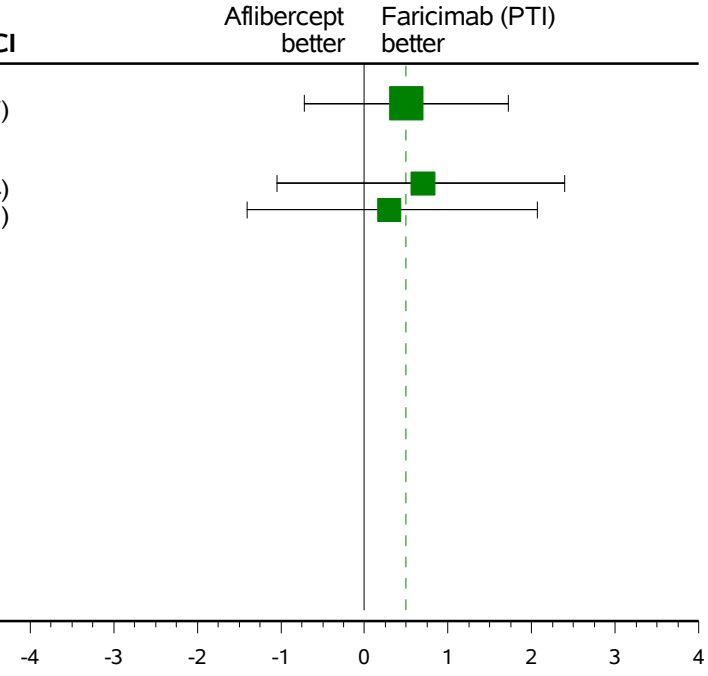

Units: letters. Early Termination (ET) visit was mapped to closest regular visit.
Treatment policy strategy was applied to non-COVID-19 related and hypothetical strategy was applied to COVID-19 related intercurrent events.
COVID-19 related intercurrent events are: Disc. of Treatment due to COVID-19, Prohibited Treatment/Therapy due to COVID-19, Missed Dose at Week 88,92 or 96 due to COVID-19 and COVID-19 Death.
Clinical cut-off: YOSEMITE 01NOV2021 and RHINE 28OCT2021
Program: root/clinical_studies/RO6867461/CDT70122/share/ACE_pool_DME_Base/prod/program/g_forest_md.sas
Output: root/clinical_studies/RO6867461/CDT70122/share/ACE_pool_DME_CSR_Final/prod/output_bc/g_forest_md_SBCVA_PREST_ITBC_OCTNOV2021_DME.pdf 05OCT2022 15:43

POPULATION: Intent-to-Treat Population B vs. C
ENDPOINT: Best Corrected Visual Acuity (Study Eye) throughout the Entire Study
STUDY: GR40349 & GR40398
Forest Plot of Mean Difference
Week 32

Study	Total n (with value)	Aflibercept (N=627) n (with value)	Aflibercept (N=627) Mean	Faricimab (PTI) (N=632) n (with value)	Faricimab (PTI) (N=632) Mean	Mean Difference	95% CI
All Patients	1107	555	72.2	552	72.9	0.7	(-0.6, 2.0)
Study							
Rhine	564	280	71.9	284	72.4	0.5	(-1.4, 2.3)
Yosemite	543	275	72.5	268	73.5	1.0	(-0.8, 2.9)

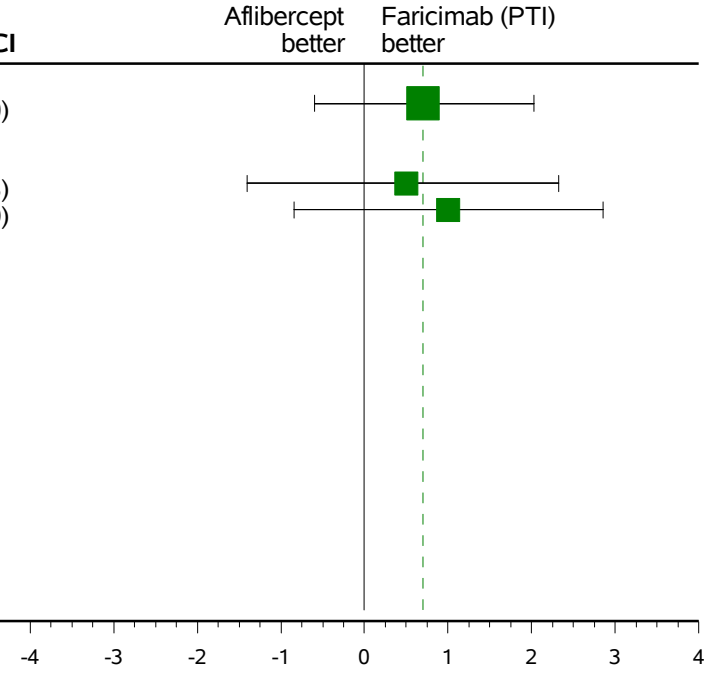

Units: letters. Early Termination (ET) visit was mapped to closest regular visit.
Treatment policy strategy was applied to non-COVID-19 related and hypothetical strategy was applied to COVID-19 related intercurrent events.
COVID-19 related intercurrent events are: Disc. of Treatment due to COVID-19, Prohibited Treatment/Therapy due to COVID-19, Missed Dose at Week 88,92 or 96 due to COVID-19 and COVID-19 Death.
Clinical cut-off: YOSEMITE 01NOV2021 and RHINE 28OCT2021
Program: root/clinical_studies/RO6867461/CDT70122/share/ACE_pool_DME_Base/prod/program/g_forest_md.sas
Output: root/clinical_studies/RO6867461/CDT70122/share/ACE_pool_DME_CSR_Final/prod/output_bc/g_forest_md_SBCVA_PREST_ITBC_OCTNOV2021_DME.pdf 05OCT2022 15:43

POPULATION: Intent-to-Treat Population B vs. C
ENDPOINT: Best Corrected Visual Acuity (Study Eye) throughout the Entire Study
STUDY: GR40349 & GR40398
Forest Plot of Mean Difference
Week 36

Study	Total n (with value)	Aflibercept (N=627) n (with value)	Aflibercept (N=627) Mean	Faricimab (PTI) (N=632) n (with value)	Faricimab (PTI) (N=632) Mean	Mean Difference	95% CI
All Patients	1093	543	72.8	550	73.7	0.8	(-0.5, 2.2)
Study							
Rhine	557	275	72.8	282	73.1	0.2	(-1.6, 2.1)
Yosemite	536	268	72.8	268	74.3	1.5	(-0.4, 3.4)

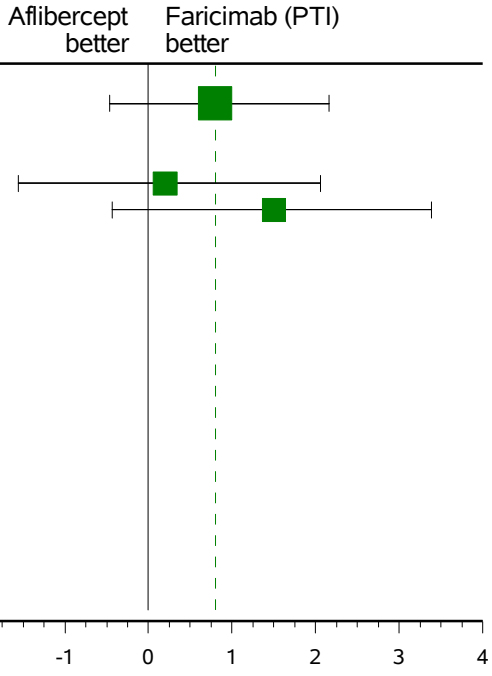

Units: letters. Early Termination (ET) visit was mapped to closest regular visit.
Treatment policy strategy was applied to non-COVID-19 related and hypothetical strategy was applied to COVID-19 related intercurrent events.
COVID-19 related intercurrent events are: Disc. of Treatment due to COVID-19, Prohibited Treatment/Therapy due to COVID-19, Missed Dose at Week 88,92 or 96 due to COVID-19 and COVID-19 Death.
Clinical cut-off: YOSEMITE 01NOV2021 and RHINE 28OCT2021
Program: root/clinical_studies/RO6867461/CDT70122/share/ACE_pool_DME_Base/prod/program/g_forest_md.sas
Output: root/clinical_studies/RO6867461/CDT70122/share/ACE_pool_DME_CSR_Final/prod/output_bc/g_forest_md_SBCVA_PREST_ITBC_OCTNOV2021_DME.pdf 05OCT2022 15:43

POPULATION: Intent-to-Treat Population B vs. C
ENDPOINT: Best Corrected Visual Acuity (Study Eye) throughout the Entire Study
STUDY: GR40349 & GR40398
Forest Plot of Mean Difference
Week 40

Study	Total n (with value)	Aflibercept (N=627) n (with value)	Aflibercept (N=627) Mean	Faricimab (PTI) (N=632) n (with value)	Faricimab (PTI) (N=632) Mean	Mean Difference	95% CI
All Patients	1093	537	72.8	556	73.5	0.7	(-0.7, 2.1)
Study							
Rhine	561	274	72.9	287	73.0	0.1	(-1.8, 2.0)
Yosemite	532	263	72.8	269	74.1	1.3	(-0.7, 3.3)

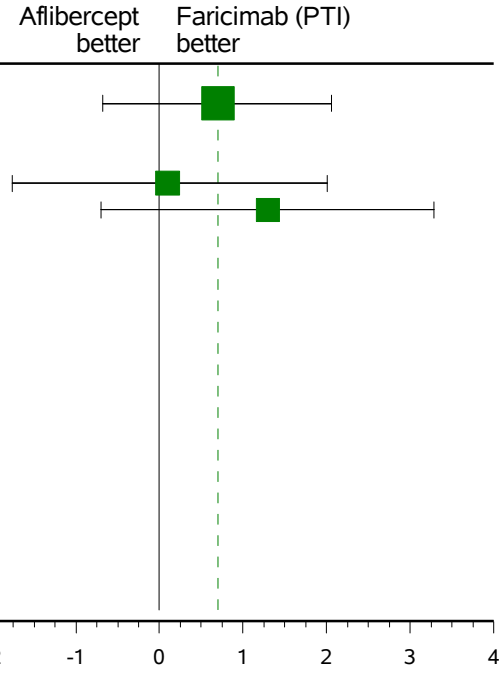

Units: letters. Early Termination (ET) visit was mapped to closest regular visit.
Treatment policy strategy was applied to non-COVID-19 related and hypothetical strategy was applied to COVID-19 related intercurrent events.
COVID-19 related intercurrent events are: Disc. of Treatment due to COVID-19, Prohibited Treatment/Therapy due to COVID-19, Missed Dose at Week 88,92 or 96 due to COVID-19 and COVID-19 Death.
Clinical cut-off: YOSEMITE 01NOV2021 and RHINE 28OCT2021
Program: root/clinical_studies/RO6867461/CDT70122/share/ACE_pool_DME_Base/prod/program/g_forest_md.sas
Output: root/clinical_studies/RO6867461/CDT70122/share/ACE_pool_DME_CSR_Final/prod/output_bc/g_forest_md_SBCVA_PREST_ITBC_OCTNOV2021_DME.pdf 05OCT2022 15:43

POPULATION: Intent-to-Treat Population B vs. C
ENDPOINT: Best Corrected Visual Acuity (Study Eye) throughout the Entire Study
STUDY: GR40349 & GR40398
Forest Plot of Mean Difference
Week 44

Study	Total n (with value)	Aflibercept (N=627) n (with value)	Aflibercept (N=627) Mean	Faricimab (PTI) (N=632) n (with value)	Faricimab (PTI) (N=632) Mean	Mean Difference	95% CI
All Patients	1094	538	73.2	556	73.4	0.2	(-1.2, 1.5)
Study							
Rhine	559	272	72.9	287	72.9	0.0	(-1.9, 1.9)
Yosemite	535	266	73.5	269	74.0	0.4	(-1.5, 2.4)

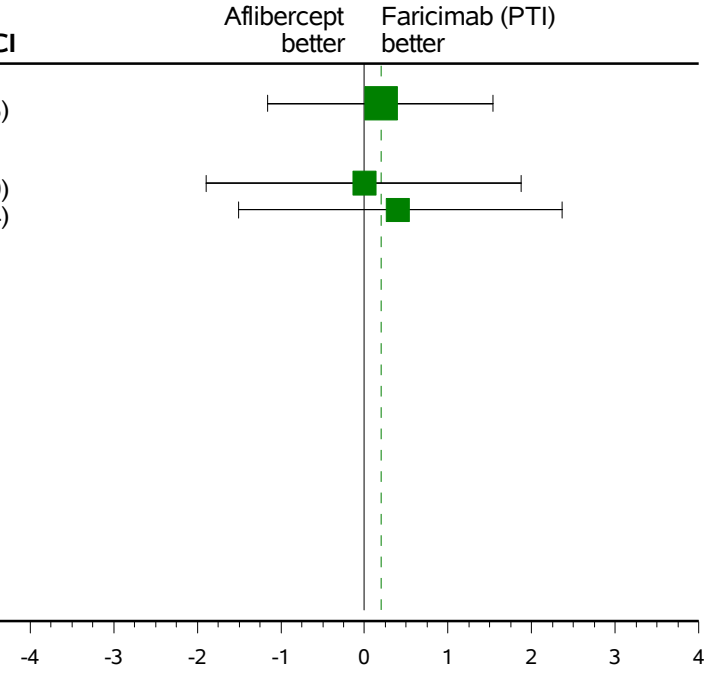

Units: letters. Early Termination (ET) visit was mapped to closest regular visit.
Treatment policy strategy was applied to non-COVID-19 related and hypothetical strategy was applied to COVID-19 related intercurrent events.
COVID-19 related intercurrent events are: Disc. of Treatment due to COVID-19, Prohibited Treatment/Therapy due to COVID-19, Missed Dose at Week 88,92 or 96 due to COVID-19 and COVID-19 Death.
Clinical cut-off: YOSEMITE 01NOV2021 and RHINE 28OCT2021
Program: root/clinical_studies/RO6867461/CDT70122/share/ACE_pool_DME_Base/prod/program/g_forest_md.sas
Output: root/clinical_studies/RO6867461/CDT70122/share/ACE_pool_DME_CSR_Final/prod/output_bc/g_forest_md_SBCVA_PREST_ITBC_OCTNOV2021_DME.pdf 05OCT2022 15:43

POPULATION: Intent-to-Treat Population B vs. C
ENDPOINT: Best Corrected Visual Acuity (Study Eye) throughout the Entire Study
STUDY: GR40349 & GR40398
Forest Plot of Mean Difference
Week 48

Study	Total n (with value)	Aflibercept (N=627) n (with value)	Aflibercept (N=627) Mean	Faricimab (PTI) (N=632) n (with value)	Faricimab (PTI) (N=632) Mean	Mean Difference	95% CI
All Patients	1097	544	72.9	553	73.5	0.7	(-0.7, 2.0)
Study							
Rhine	565	278	72.3	287	73.0	0.7	(-1.2, 2.6)
Yosemite	532	266	73.4	266	74.1	0.6	(-1.4, 2.6)

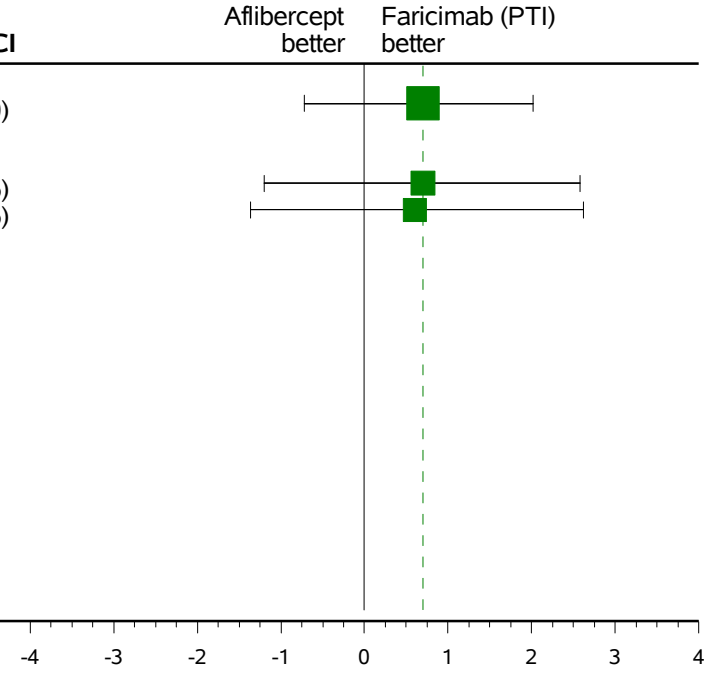

Units: letters. Early Termination (ET) visit was mapped to closest regular visit.
Treatment policy strategy was applied to non-COVID-19 related and hypothetical strategy was applied to COVID-19 related intercurrent events.
COVID-19 related intercurrent events are: Disc. of Treatment due to COVID-19, Prohibited Treatment/Therapy due to COVID-19, Missed Dose at Week 88,92 or 96 due to COVID-19 and COVID-19 Death.
Clinical cut-off: YOSEMITE 01NOV2021 and RHINE 28OCT2021
Program: root/clinical_studies/RO6867461/CDT70122/share/ACE_pool_DME_Base/prod/program/g_forest_md.sas
Output: root/clinical_studies/RO6867461/CDT70122/share/ACE_pool_DME_CSR_Final/prod/output_bc/g_forest_md_SBCVA_PREST_ITBC_OCTNOV2021_DME.pdf 05OCT2022 15:43

POPULATION: Intent-to-Treat Population B vs. C
ENDPOINT: Best Corrected Visual Acuity (Study Eye) throughout the Entire Study
STUDY: GR40349 & GR40398
Forest Plot of Mean Difference
Week 52

Study	Total n (with value)	Aflibercept (N=627) n (with value)	Aflibercept (N=627) Mean	Faricimab (PTI) (N=632) n (with value)	Faricimab (PTI) (N=632) Mean	Mean Difference	95% CI
All Patients	1073	524	73.2	549	73.4	0.2	(-1.2, 1.5)
Study							
Rhine	553	271	73.0	282	72.8	-0.2	(-2.0, 1.7)
Yosemite	520	253	73.4	267	73.9	0.5	(-1.5, 2.6)

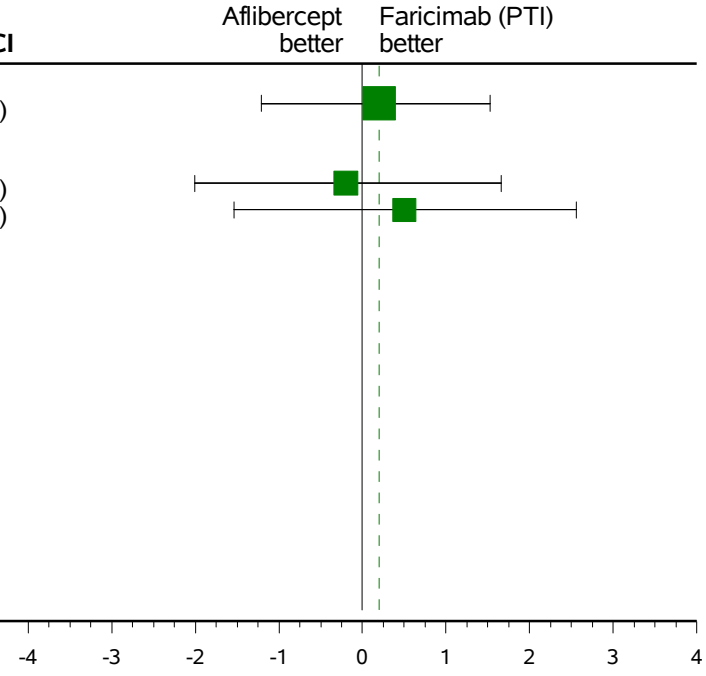

Units: letters. Early Termination (ET) visit was mapped to closest regular visit.
Treatment policy strategy was applied to non-COVID-19 related and hypothetical strategy was applied to COVID-19 related intercurrent events.
COVID-19 related intercurrent events are: Disc. of Treatment due to COVID-19, Prohibited Treatment/Therapy due to COVID-19, Missed Dose at Week 88,92 or 96 due to COVID-19 and COVID-19 Death.
Clinical cut-off: YOSEMITE 01NOV2021 and RHINE 28OCT2021
Program: root/clinical_studies/RO6867461/CDT70122/share/ACE_pool_DME_Base/prod/program/g_forest_md.sas
Output: root/clinical_studies/RO6867461/CDT70122/share/ACE_pool_DME_CSR_Final/prod/output_bc/g_forest_md_SBCVA_PREST_ITBC_OCTNOV2021_DME.pdf 05OCT2022 15:43

POPULATION: Intent-to-Treat Population B vs. C
ENDPOINT: Best Corrected Visual Acuity (Study Eye) throughout the Entire Study
STUDY: GR40349 & GR40398
Forest Plot of Mean Difference
Week 56

Study	Total n (with value)	Aflibercept (N=627) n (with value)	Aflibercept (N=627) Mean	Faricimab (PTI) (N=632) n (with value)	Faricimab (PTI) (N=632) Mean	Mean Difference	95% CI
All Patients	1064	517	73.1	547	73.8	0.8	(-0.7, 2.2)
Study							
Rhine	545	261	73.1	284	73.2	0.1	(-1.9, 2.1)
Yosemite	519	256	73.1	263	74.5	1.5	(-0.6, 3.5)

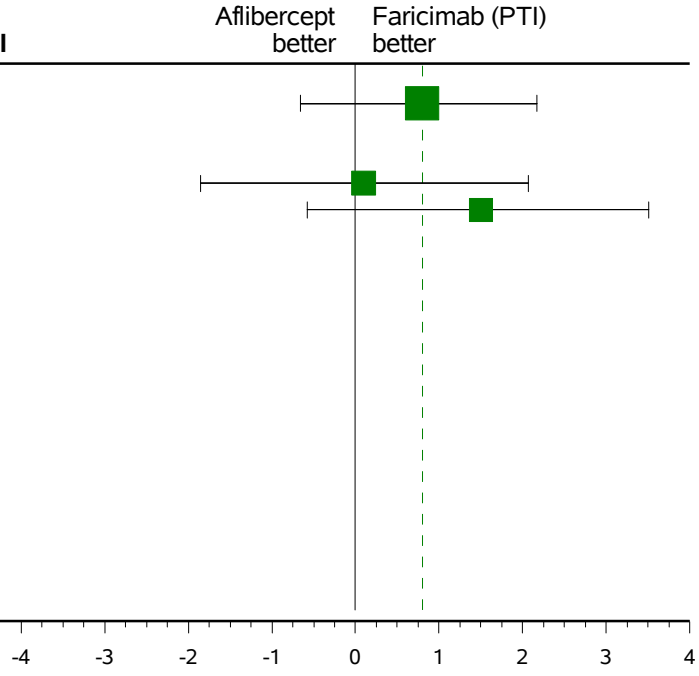

Units: letters. Early Termination (ET) visit was mapped to closest regular visit.
Treatment policy strategy was applied to non-COVID-19 related and hypothetical strategy was applied to COVID-19 related intercurrent events.
COVID-19 related intercurrent events are: Disc. of Treatment due to COVID-19, Prohibited Treatment/Therapy due to COVID-19, Missed Dose at Week 88,92 or 96 due to COVID-19 and COVID-19 Death.
Clinical cut-off: YOSEMITE 01NOV2021 and RHINE 28OCT2021
Program: root/clinical_studies/RO6867461/CDT70122/share/ACE_pool_DME_Base/prod/program/g_forest_md.sas
Output: root/clinical_studies/RO6867461/CDT70122/share/ACE_pool_DME_CSR_Final/prod/output_bc/g_forest_md_SBCVA_PREST_ITBC_OCTNOV2021_DME.pdf 05OCT2022 15:43

POPULATION: Intent-to-Treat Population B vs. C
ENDPOINT: Best Corrected Visual Acuity (Study Eye) throughout the Entire Study
STUDY: GR40349 & GR40398
Forest Plot of Mean Difference
Week 60

Study	Total n (with value)	Aflibercept (N=627) n (with value)	Aflibercept (N=627) Mean	Faricimab (PTI) (N=632) n (with value)	Faricimab (PTI) (N=632) Mean	Mean Difference	95% CI
All Patients	1054	516	73.3	538	73.6	0.3	(-1.2, 1.7)
Study							
Rhine	532	255	72.8	277	72.6	-0.2	(-2.3, 1.9)
Yosemite	522	261	73.8	261	74.6	0.8	(-1.3, 2.8)

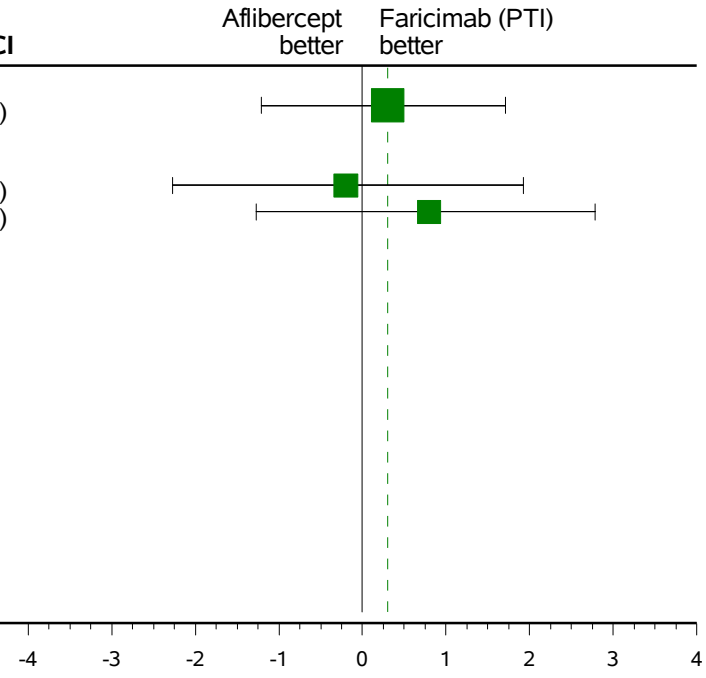

Units: letters. Early Termination (ET) visit was mapped to closest regular visit.
Treatment policy strategy was applied to non-COVID-19 related and hypothetical strategy was applied to COVID-19 related intercurrent events.
COVID-19 related intercurrent events are: Disc. of Treatment due to COVID-19, Prohibited Treatment/Therapy due to COVID-19, Missed Dose at Week 88,92 or 96 due to COVID-19 and COVID-19 Death.
Clinical cut-off: YOSEMITE 01NOV2021 and RHINE 28OCT2021
Program: root/clinical_studies/RO6867461/CDT70122/share/ACE_pool_DME_Base/prod/program/g_forest_md.sas
Output: root/clinical_studies/RO6867461/CDT70122/share/ACE_pool_DME_CSR_Final/prod/output_bc/g_forest_md_SBCVA_PREST_ITBC_OCTNOV2021_DME.pdf 05OCT2022 15:43

POPULATION: Intent-to-Treat Population B vs. C
ENDPOINT: Best Corrected Visual Acuity (Study Eye) throughout the Entire Study
STUDY: GR40349 & GR40398
Forest Plot of Mean Difference
Week 64

Study	Total n (with value)	Aflibercept (N=627) n (with value)	Aflibercept (N=627) Mean	Faricimab (PTI) (N=632) n (with value)	Faricimab (PTI) (N=632) Mean	Mean Difference	95% CI
All Patients	1076	522	72.5	554	73.4	0.9	(-0.5, 2.4)
Study							
Rhine	550	259	71.7	291	72.6	0.8	(-1.2, 2.9)
Yosemite	526	263	73.3	263	74.4	1.1	(-1.0, 3.1)

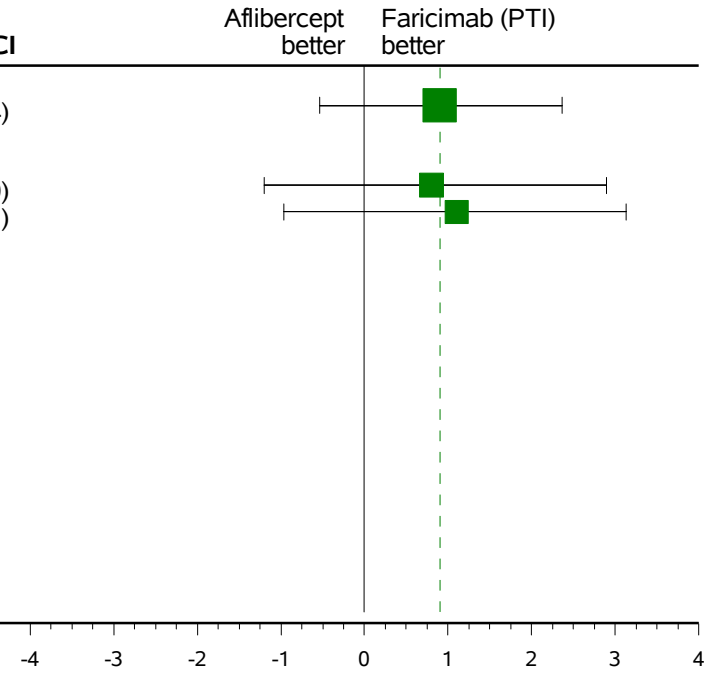

Units: letters. Early Termination (ET) visit was mapped to closest regular visit.
Treatment policy strategy was applied to non-COVID-19 related and hypothetical strategy was applied to COVID-19 related intercurrent events.
COVID-19 related intercurrent events are: Disc. of Treatment due to COVID-19, Prohibited Treatment/Therapy due to COVID-19, Missed Dose at Week 88,92 or 96 due to COVID-19 and COVID-19 Death.
Clinical cut-off: YOSEMITE 01NOV2021 and RHINE 28OCT2021
Program: root/clinical_studies/RO6867461/CDT70122/share/ACE_pool_DME_Base/prod/program/g_forest_md.sas
Output: root/clinical_studies/RO6867461/CDT70122/share/ACE_pool_DME_CSR_Final/prod/output_bc/g_forest_md_SBCVA_PREST_ITBC_OCTNOV2021_DME.pdf 05OCT2022 15:43

POPULATION: Intent-to-Treat Population B vs. C
ENDPOINT: Best Corrected Visual Acuity (Study Eye) throughout the Entire Study
STUDY: GR40349 & GR40398
Forest Plot of Mean Difference
Week 68

Study	Total n (with value)	Aflibercept (N=627) n (with value)	Aflibercept (N=627) Mean	Faricimab (PTI) (N=632) n (with value)	Faricimab (PTI) (N=632) Mean	Mean Difference	95% CI
All Patients	1038	508	73.6	530	73.5	-0.1	(-1.5, 1.3)
Study							
Rhine	528	255	73.0	273	72.6	-0.5	(-2.5, 1.5)
Yosemite	510	253	74.1	257	74.5	0.3	(-1.7, 2.4)

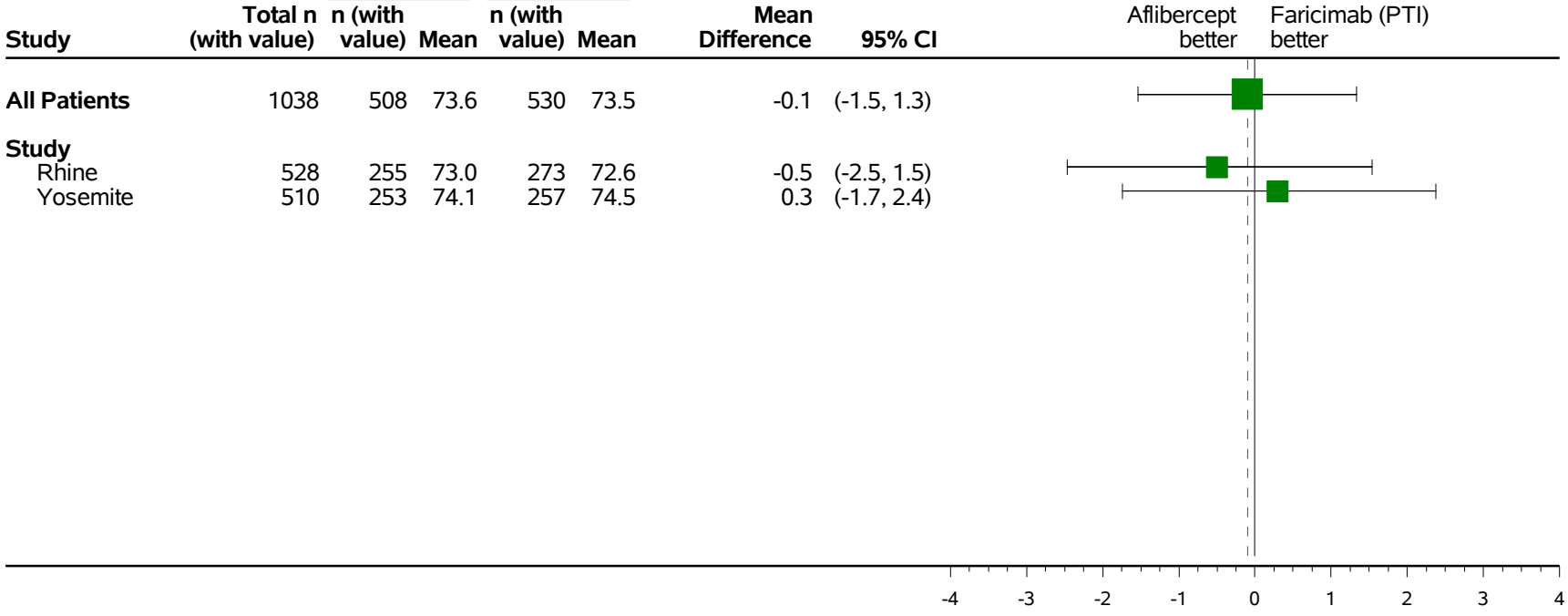

Units: letters. Early Termination (ET) visit was mapped to closest regular visit.
Treatment policy strategy was applied to non-COVID-19 related and hypothetical strategy was applied to COVID-19 related intercurrent events.
COVID-19 related intercurrent events are: Disc. of Treatment due to COVID-19, Prohibited Treatment/Therapy due to COVID-19, Missed Dose at Week 88,92 or 96 due to COVID-19 and COVID-19 Death.
Clinical cut-off: YOSEMITE 01NOV2021 and RHINE 28OCT2021
Program: root/clinical_studies/RO6867461/CDT70122/share/ACE_pool_DME_Base/prod/program/g_forest_md.sas
Output: root/clinical_studies/RO6867461/CDT70122/share/ACE_pool_DME_CSR_Final/prod/output_bc/g_forest_md_SBCVA_PREST_ITBC_OCTNOV2021_DME.pdf 05OCT2022 15:43

POPULATION: Intent-to-Treat Population B vs. C
ENDPOINT: Best Corrected Visual Acuity (Study Eye) throughout the Entire Study
STUDY: GR40349 & GR40398
Forest Plot of Mean Difference
Week 72

Study	Total n (with value)	Aflibercept (N=627) n (with value)	Aflibercept (N=627) Mean	Faricimab (PTI) (N=632) n (with value)	Faricimab (PTI) (N=632) Mean	Mean Difference	95% CI
All Patients	1020	501	72.9	519	73.5	0.7	(-0.8, 2.1)
Study							
Rhine	512	250	72.1	262	72.8	0.7	(-1.4, 2.8)
Yosemite	508	251	73.6	257	74.2	0.6	(-1.4, 2.7)

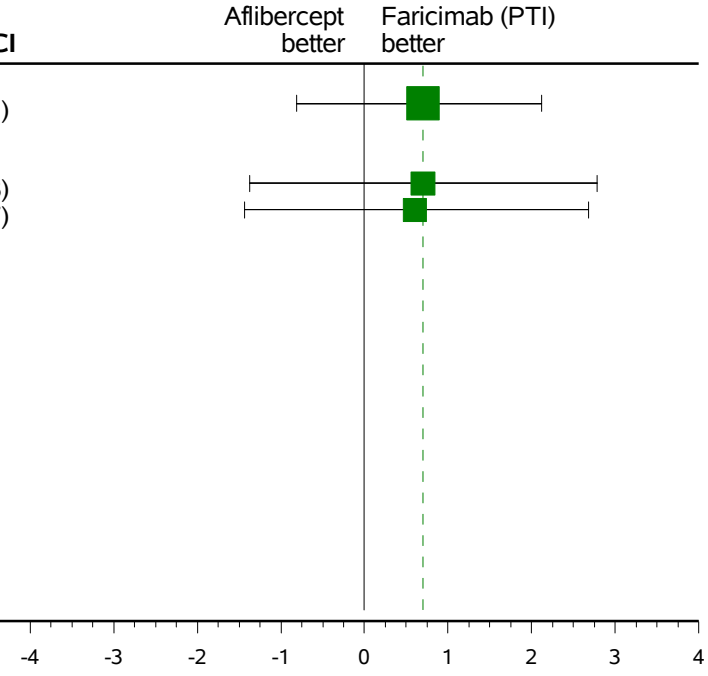

Units: letters. Early Termination (ET) visit was mapped to closest regular visit.
Treatment policy strategy was applied to non-COVID-19 related and hypothetical strategy was applied to COVID-19 related intercurrent events.
COVID-19 related intercurrent events are: Disc. of Treatment due to COVID-19, Prohibited Treatment/Therapy due to COVID-19, Missed Dose at Week 88,92 or 96 due to COVID-19 and COVID-19 Death.
Clinical cut-off: YOSEMITE 01NOV2021 and RHINE 28OCT2021
Program: root/clinical_studies/RO6867461/CDT70122/share/ACE_pool_DME_Base/prod/program/g_forest_md.sas
Output: root/clinical_studies/RO6867461/CDT70122/share/ACE_pool_DME_CSR_Final/prod/output_bc/g_forest_md_SBCVA_PREST_ITBC_OCTNOV2021_DME.pdf 05OCT2022 15:43

POPULATION: Intent-to-Treat Population B vs. C
ENDPOINT: Best Corrected Visual Acuity (Study Eye) throughout the Entire Study
STUDY: GR40349 & GR40398
Forest Plot of Mean Difference
Week 76

Study	Total n (with value)	Aflibercept (N=627) n (with value)	Aflibercept (N=627) Mean	Faricimab (PTI) (N=632) n (with value)	Faricimab (PTI) (N=632) Mean	Mean Difference	95% CI
All Patients	1029	502	73.1	527	73.3	0.2	(-1.4, 1.7)
Study							
Rhine	525	251	72.5	274	72.0	-0.5	(-2.6, 1.7)
Yosemite	504	251	73.8	253	74.7	0.9	(-1.4, 3.2)

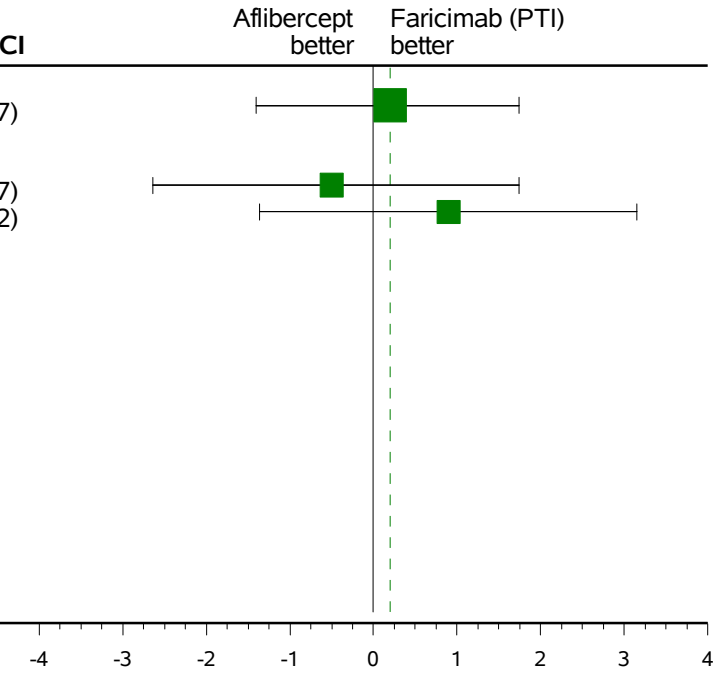

Units: letters. Early Termination (ET) visit was mapped to closest regular visit.
Treatment policy strategy was applied to non-COVID-19 related and hypothetical strategy was applied to COVID-19 related intercurrent events.
COVID-19 related intercurrent events are: Disc. of Treatment due to COVID-19, Prohibited Treatment/Therapy due to COVID-19, Missed Dose at Week 88,92 or 96 due to COVID-19 and COVID-19 Death.
Clinical cut-off: YOSEMITE 01NOV2021 and RHINE 28OCT2021
Program: root/clinical_studies/RO6867461/CDT70122/share/ACE_pool_DME_Base/prod/program/g_forest_md.sas
Output: root/clinical_studies/RO6867461/CDT70122/share/ACE_pool_DME_CSR_Final/prod/output_bc/g_forest_md_SBCVA_PREST_ITBC_OCTNOV2021_DME.pdf 05OCT2022 15:43

POPULATION: Intent-to-Treat Population B vs. C
ENDPOINT: Best Corrected Visual Acuity (Study Eye) throughout the Entire Study
STUDY: GR40349 & GR40398
Forest Plot of Mean Difference
Week 80

Study	Total n (with value)	Aflibercept (N=627) n (with value)	Aflibercept (N=627) Mean	Faricimab (PTI) (N=632) n (with value)	Faricimab (PTI) (N=632) Mean	Mean Difference	95% CI
All Patients	1030	501	73.1	529	73.1	0.1	(-1.5, 1.6)
Study							
Rhine	520	250	72.6	270	72.4	-0.2	(-2.4, 2.0)
Yosemite	510	251	73.5	259	74.0	0.4	(-1.8, 2.6)

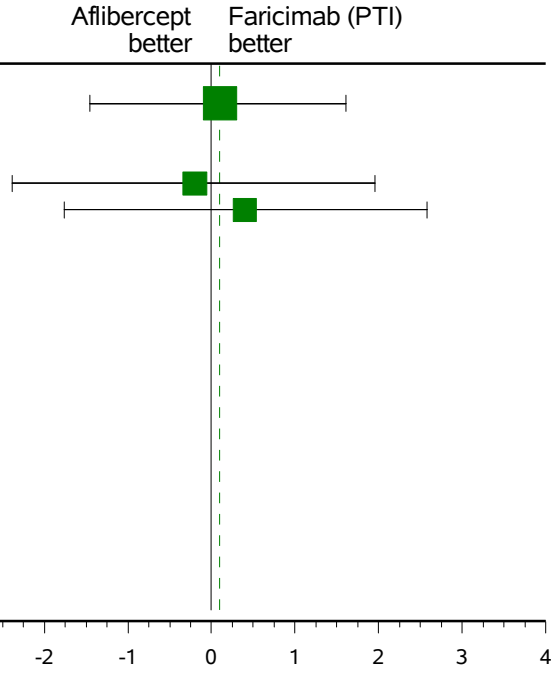

Units: letters. Early Termination (ET) visit was mapped to closest regular visit.
Treatment policy strategy was applied to non-COVID-19 related and hypothetical strategy was applied to COVID-19 related intercurrent events.
COVID-19 related intercurrent events are: Disc. of Treatment due to COVID-19, Prohibited Treatment/Therapy due to COVID-19, Missed Dose at Week 88,92 or 96 due to COVID-19 and COVID-19 Death.
Clinical cut-off: YOSEMITE 01NOV2021 and RHINE 28OCT2021
Program: root/clinical_studies/RO6867461/CDT70122/share/ACE_pool_DME_Base/prod/program/g_forest_md.sas
Output: root/clinical_studies/RO6867461/CDT70122/share/ACE_pool_DME_CSR_Final/prod/output_bc/g_forest_md_SBCVA_PREST_ITBC_OCTNOV2021_DME.pdf 05OCT2022 15:43

POPULATION: Intent-to-Treat Population B vs. C
ENDPOINT: Best Corrected Visual Acuity (Study Eye) throughout the Entire Study
STUDY: GR40349 & GR40398
Forest Plot of Mean Difference
Week 84

Study	Total n (with value)	Aflibercept (N=627) n (with value)	Aflibercept (N=627) Mean	Faricimab (PTI) (N=632) n (with value)	Faricimab (PTI) (N=632) Mean	Mean Difference	95% CI
All Patients	1033	507	73.5	526	73.9	0.4	(-1.0, 1.9)
Study							
Rhine	521	255	72.5	266	73.3	0.8	(-1.3, 3.0)
Yosemite	512	252	74.6	260	74.6	0.0	(-1.9, 2.0)

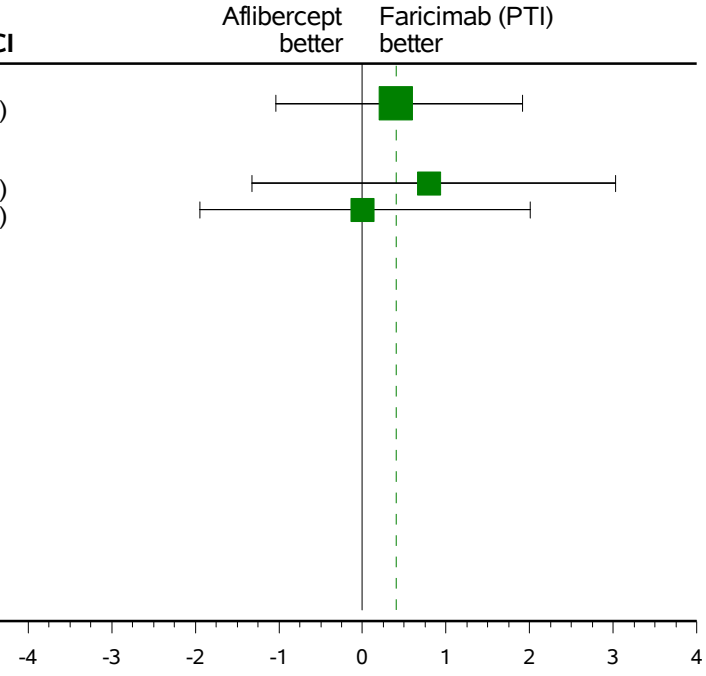

Units: letters. Early Termination (ET) visit was mapped to closest regular visit.
Treatment policy strategy was applied to non-COVID-19 related and hypothetical strategy was applied to COVID-19 related intercurrent events.
COVID-19 related intercurrent events are: Disc. of Treatment due to COVID-19, Prohibited Treatment/Therapy due to COVID-19, Missed Dose at Week 88,92 or 96 due to COVID-19 and COVID-19 Death.
Clinical cut-off: YOSEMITE 01NOV2021 and RHINE 28OCT2021
Program: root/clinical_studies/RO6867461/CDT70122/share/ACE_pool_DME_Base/prod/program/g_forest_md.sas
Output: root/clinical_studies/RO6867461/CDT70122/share/ACE_pool_DME_CSR_Final/prod/output_bc/g_forest_md_SBCVA_PREST_ITBC_OCTNOV2021_DME.pdf 05OCT2022 15:43

POPULATION: Intent-to-Treat Population B vs. C
ENDPOINT: Best Corrected Visual Acuity (Study Eye) throughout the Entire Study
STUDY: GR40349 & GR40398
Forest Plot of Mean Difference
Week 88

Study	Total n (with value)	Aflibercept (N=627) n (with value)	Aflibercept (N=627) Mean	Faricimab (PTI) (N=632) n (with value)	Faricimab (PTI) (N=632) Mean	Mean Difference	95% CI
All Patients	1018	494	73.3	524	73.3	0.0	(-1.5, 1.5)
Study							
Rhine	515	247	73.1	268	72.6	-0.5	(-2.6, 1.7)
Yosemite	503	247	73.5	256	74.0	0.5	(-1.6, 2.6)

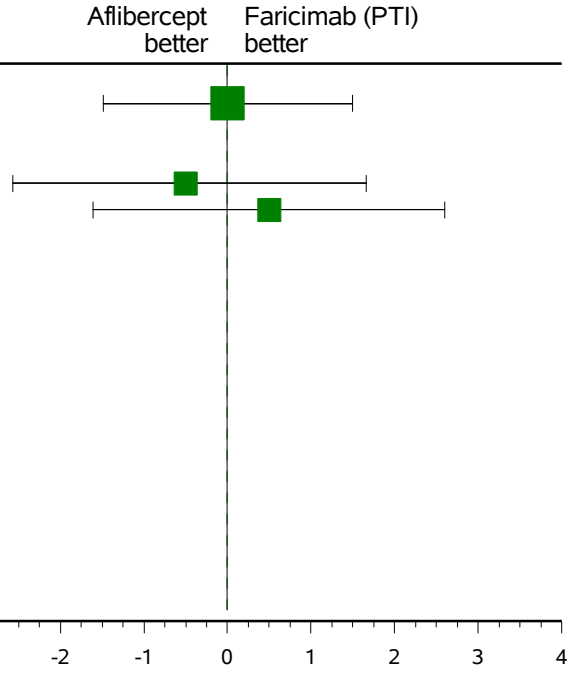

Units: letters. Early Termination (ET) visit was mapped to closest regular visit.
Treatment policy strategy was applied to non-COVID-19 related and hypothetical strategy was applied to COVID-19 related intercurrent events.
COVID-19 related intercurrent events are: Disc. of Treatment due to COVID-19, Prohibited Treatment/Therapy due to COVID-19, Missed Dose at Week 88,92 or 96 due to COVID-19 and COVID-19 Death.
Clinical cut-off: YOSEMITE 01NOV2021 and RHINE 28OCT2021
Program: root/clinical_studies/RO6867461/CDT70122/share/ACE_pool_DME_Base/prod/program/g_forest_md.sas
Output: root/clinical_studies/RO6867461/CDT70122/share/ACE_pool_DME_CSR_Final/prod/output_bc/g_forest_md_SBCVA_PREST_ITBC_OCTNOV2021_DME.pdf 05OCT2022 15:43

POPULATION: Intent-to-Treat Population B vs. C
ENDPOINT: Best Corrected Visual Acuity (Study Eye) throughout the Entire Study
STUDY: GR40349 & GR40398
Forest Plot of Mean Difference
Week 92

Study	Total n (with value)	Aflibercept (N=627) n (with value)	Aflibercept (N=627) Mean	Faricimab (PTI) (N=632) n (with value)	Faricimab (PTI) (N=632) Mean	Mean Difference	95% CI
All Patients	1017	490	73.5	527	73.7	0.2	(-1.3, 1.7)
Study							
Rhine	511	242	72.9	269	73.2	0.3	(-1.9, 2.4)
Yosemite	506	248	74.1	258	74.3	0.2	(-1.9, 2.3)

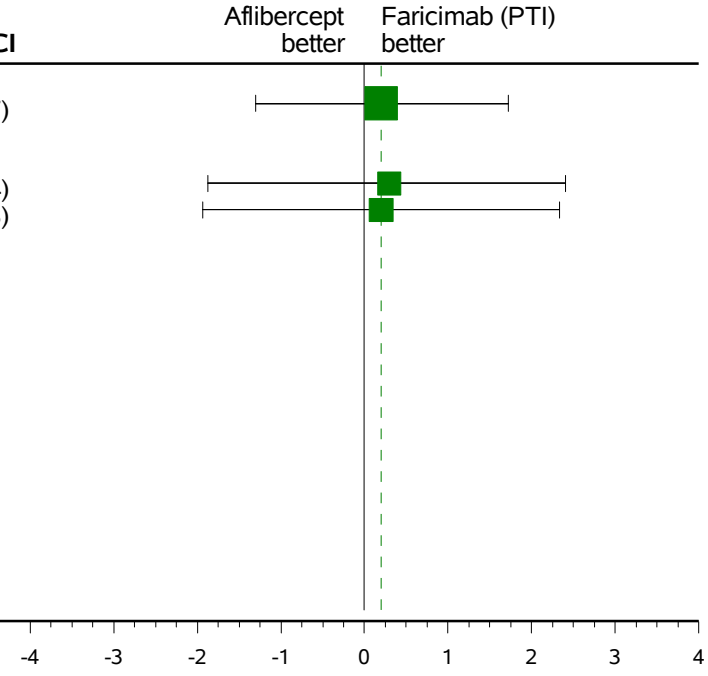

Units: letters. Early Termination (ET) visit was mapped to closest regular visit.
Treatment policy strategy was applied to non-COVID-19 related and hypothetical strategy was applied to COVID-19 related intercurrent events.
COVID-19 related intercurrent events are: Disc. of Treatment due to COVID-19, Prohibited Treatment/Therapy due to COVID-19, Missed Dose at Week 88,92 or 96 due to COVID-19 and COVID-19 Death.
Clinical cut-off: YOSEMITE 01NOV2021 and RHINE 28OCT2021
Program: root/clinical_studies/RO6867461/CDT70122/share/ACE_pool_DME_Base/prod/program/g_forest_md.sas
Output: root/clinical_studies/RO6867461/CDT70122/share/ACE_pool_DME_CSR_Final/prod/output_bc/g_forest_md_SBCVA_PREST_ITBC_OCTNOV2021_DME.pdf 05OCT2022 15:43

POPULATION: Intent-to-Treat Population B vs. C
ENDPOINT: Best Corrected Visual Acuity (Study Eye) throughout the Entire Study
STUDY: GR40349 & GR40398
Forest Plot of Mean Difference
Week 96

Study	Total n (with value)	Aflibercept (N=627) n (with value)	Aflibercept (N=627) Mean	Faricimab (PTI) (N=632) n (with value)	Faricimab (PTI) (N=632) Mean	Mean Difference	95% CI
All Patients	1013	486	73.6	527	73.3	-0.3	(-1.8, 1.3)
Study							
Rhine	509	241	73.1	268	73.1	0.0	(-2.2, 2.2)
Yosemite	504	245	74.1	259	73.5	-0.5	(-2.7, 1.6)

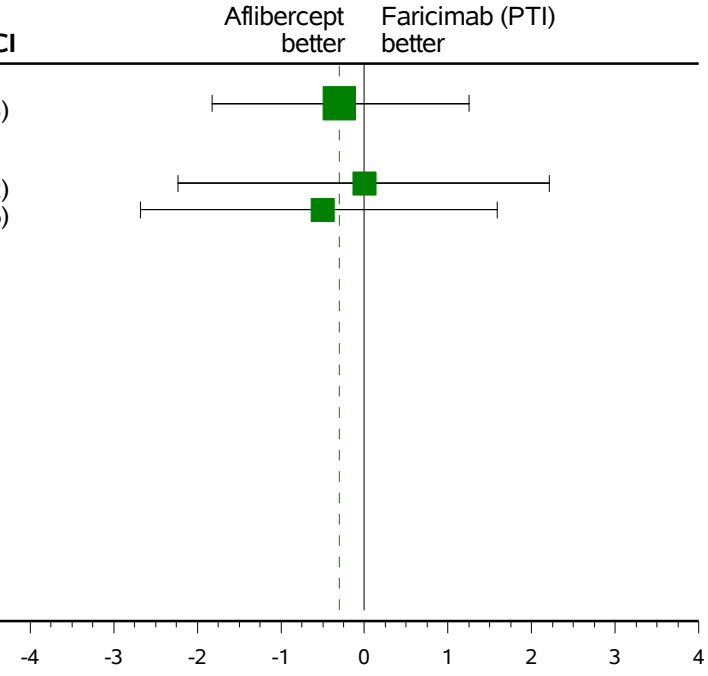

Units: letters. Early Termination (ET) visit was mapped to closest regular visit.
Treatment policy strategy was applied to non-COVID-19 related and hypothetical strategy was applied to COVID-19 related intercurrent events.
COVID-19 related intercurrent events are: Disc. of Treatment due to COVID-19, Prohibited Treatment/Therapy due to COVID-19, Missed Dose at Week 88,92 or 96 due to COVID-19 and COVID-19 Death.
Clinical cut-off: YOSEMITE 01NOV2021 and RHINE 28OCT2021
Program: root/clinical_studies/RO6867461/CDT70122/share/ACE_pool_DME_Base/prod/program/g_forest_md.sas
Output: root/clinical_studies/RO6867461/CDT70122/share/ACE_pool_DME_CSR_Final/prod/output_bc/g_forest_md_SBCVA_PREST_ITBC_OCTNOV2021_DME.pdf 05OCT2022 15:43

POPULATION: Intent-to-Treat Population B vs. C
ENDPOINT: Best Corrected Visual Acuity (Study Eye) throughout the Entire Study
STUDY: GR40349 & GR40398
Forest Plot of Mean Difference
Week 100

Study	Total n (with value)	Aflibercept (N=627) n (with value)	Aflibercept (N=627) Mean	Faricimab (PTI) (N=632) n (with value)	Faricimab (PTI) (N=632) Mean	Mean Difference	95% CI
All Patients	1014	484	74.1	530	72.9	-1.3	(-2.8, 0.3)
Study							
Rhine	509	237	73.8	272	72.1	-1.7	(-4.1, 0.6)
Yosemite	505	247	74.4	258	73.7	-0.7	(-2.9, 1.5)

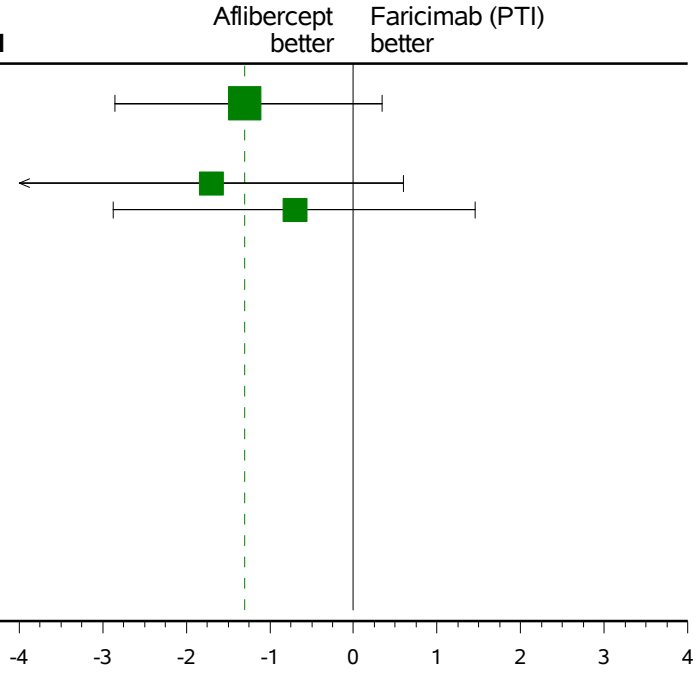

Units: letters. Early Termination (ET) visit was mapped to closest regular visit.
Treatment policy strategy was applied to non-COVID-19 related and hypothetical strategy was applied to COVID-19 related intercurrent events.
COVID-19 related intercurrent events are: Disc. of Treatment due to COVID-19, Prohibited Treatment/Therapy due to COVID-19, Missed Dose at Week 88,92 or 96 due to COVID-19 and COVID-19 Death.
Clinical cut-off: YOSEMITE 01NOV2021 and RHINE 28OCT2021
Program: root/clinical_studies/RO6867461/CDT70122/share/ACE_pool_DME_Base/prod/program/g_forest_md.sas
Output: root/clinical_studies/RO6867461/CDT70122/share/ACE_pool_DME_CSR_Final/prod/output_bc/g_forest_md_SBCVA_PREST_ITBC_OCTNOV2021_DME.pdf 05OCT2022 15:43

POPULATION: Intent-to-Treat Population (results shown for B vs. C)
ENDPOINT: Best Corrected Visual Acuity (Study Eye) averaged over Weeks 48, 52 and 56
MODEL: Adjusted Analysis for Study, Baseline BCVA ETDRS letter score, Prior IVT anti-VEGF therapy, Geographic region
STUDY: GR40349 & GR40398
Change from Baseline (Analysis of MMRM)

		Faricimab (PTI) (N=632)					Aflibercept (N=627)					Difference between Treatments (Faricimab (PTI) - Aflibercept)									Effects		
		N			Statistics		N			Statistics		Statistics											
Name	Level	Total	with baseline value	included in analysis[1]	LSMeans[2]	SE (LSMeans)	Total	with baseline value	included in analysis[1]	LSMeans[2]	SE (LSMeans)	LSMeans[3]	SE (LSMeans)	95% CI (LL)	95% CI (UL)	Hedges g	95% CI Hedges g (LL)	95% CI Hedges g (UL)	Population	Method	p-value (treatment)	p-value (visit)	p-value (subgroup* treatment)
All	n/a	632	630	569	11,17	0,38	627	627	555	10,55	0,38	0,62	0,54	-0,44	1,67	0,07	-0,05	0,19	Intent-to-Treat Population	adjusted	0,3198	<.0001	
Study	Rhine	319	317	293	10,75	0,51	315	315	279	10,26	0,52	0,49	0,73	-0,94	1,91	0,06	-0,11	0,22	Intent-to-Treat Population	adjusted	0,2076	<.0001	0,2757
	Yosemite	313	313	276	11,59	0,56	312	312	276	10,89	0,56	0,70	0,79	-0,86	2,26	0,07	-0,09	0,24	Intent-to-Treat Population	adjusted	0,1800	<.0001	

[1] Patients with a value at baseline and at least one post-baseline value at Week 48, Week 52 or Week 56.
[2] LSMeans of change from baseline from MMRM (including all available records from all selected visits). Selected visits: Week 4, 8, 12, 16, 20, 24, 28, 32, 36, 40, 44, 48, 52 and 56. Early Termination (ET) visit was mapped to closest regular visit.
[3] Contrasts from MMRM
[4] Factors/Covariates: treatment, visit, treatment-by-visit interaction, baseline value. In addition, for the total population, adjusted for randomization stratification factors.
Data as observed (no imputation of missing values). Covariance matrix: unstructured. Treatment policy strategy was applied to non-COVID-19 related and hypothetical strategy was applied to COVID-19 related intercurrent events.
COVID-19 related intercurrent events are: Disc. of Treatment due to COVID-19, Prohibited Treatment/Therapy due to COVID-19, Missed Dose at Week 44,48 or 52 due to COVID-19 and COVID-19 Death. Clinical cut-off: YOSEMITE 01NOV2021 and RHINE 28OCT2021

Program: root/clinical_studies/RO6867461/CDT70122/share/ACE_pool_DME_Base/prod/program/t_eff_mmrm.sas
Output: root/clinical_studies/RO6867461/CDT70122/share/ACE_pool_DME_CSR_Final/prod/output_bc/t_eff_mmrm_adj_SBCVA_YR1_PREST_ITBC2_OCTNOV2021_DME.xls
27JUL2022 19:38

POPULATION: Intent-to-Treat Population (results shown for B vs. C)
ENDPOINT: Best Corrected Visual Acuity (Study Eye) averaged over Weeks 48, 52 and 56
MODEL: Adjusted Analysis for Study, Baseline BCVA ETDRS letter score, Prior IVT anti-VEGF therapy, Geographic region
STUDY: GR40349 & GR40398
Forest Plot of Hedges g for Change from Baseline (MMRM)

Study	Total n [1]	Aflibercept (N=627) n [1]	Aflibercept (N=627) LSMeans [2]	Faricimab (PTI) (N=632) n [1]	Faricimab (PTI) (N=632) LSMeans [2]	Hedges g	95% CI Hedges g
All Patients	1124	555	10.55	569	11.17	0.07	(-0.05, 0.19)
Study							
GR40389	572	279	10.26	293	10.75	0.06	(-0.11, 0.22)
GR40349	552	276	10.89	276	11.59	0.07	(-0.09, 0.24)

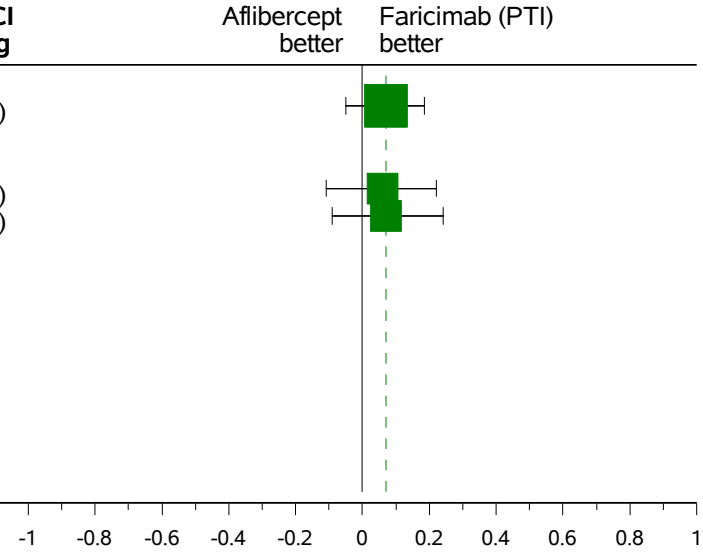

[1] Patients with a value at baseline and at least one post-baseline value at Week 48, Week 52 or Week 56.
[2] LSMeans of change from baseline from MMRM (including all available records from all selected visits).
Selected visits: Week 4, 8, 12, 16, 20, 24, 28, 32, 36, 40, 44, 48, 52 and 56. Early Termination (ET) visit was mapped to closest regular visit.
Factors/Covariates: treatment, visit, treatment-by-visit interaction, baseline value. In addition adjusted for randomization stratification factors. The stratification factor is excluded if it is the subgroup.
Data as observed (no imputation of missing values). Covariance matrix: unstructured.
Treatment policy strategy was applied to non-COVID-19 related and hypothetical strategy was applied to COVID-19 related intercurrent events(IEs).
COVID-19 rel. IEs are: Disc. of Treatment due to COVID-19, Prohibited Treatment/Therapy due to COVID-19, Missed Dose at Week 44,48 or 52 due to COVID-19 and COVID-19 Death.
Clinical cut-off: YOSEMITE 01NOV2021 and RHINE 28OCT2021
Program: root/clinical_studies/RO6867461/CDT70122/share/ACE_pool_DME_Base/prod/program/g_forest_hg.sas
Output: root/clinical_studies/RO6867461/CDT70122/share/ACE_pool_DME_CSR_Final/prod/output_bc/g_forest_hg_adj_SBCVA_YR1_PREST_ITBC2_OCTNOV2021_DME.pdf 12OCT2022 10:18

POPULATION: Intent-to-Treat Population (results shown for B vs. C)
ENDPOINT: Best Corrected Visual Acuity (Study Eye) averaged over Weeks 48, 52 and 56
MODEL: Adjusted Analysis for Study, Baseline BCVA ETDRS letter score, Prior IVT anti-VEGF therapy, Geographic region
STUDY: GR40349 & GR40398
Change from Baseline (Analysis of MMRM)

		Faricimab (PTI) (N=632)					Aflibercept (N=627)					Difference between Treatments (Faricimab (PTI) - Aflibercept)									Effects		
		N			Statistics		N			Statistics		Statistics											
Name	Level	Total	with baseline value	included in analysis[1]	LSMeans[2]	SE (LSMeans)	Total	with baseline value	included in analysis[1]	LSMeans[2]	SE (LSMeans)	LSMeans[3]	SE (LSMeans)	95% CI (LL)	95% CI (UL)	Hedges g	95% CI Hedges g (LL)	95% CI Hedges g (UL)	Population	Method	p-value (treatment)	p-value (visit)	p-value (subgroup* treatment)
All	n/a	632	630	569	11,17	0,38	627	627	555	10,55	0,38	0,62	0,54	-0,44	1,67	0,07	-0,05	0,19	Intent-to-Treat Population	adjusted	0,3198	<.0001	
Sex	Male	396	395	356	11,70	0,48	364	364	320	10,38	0,50	1,33	0,69	-0,03	2,68	0,15	0,00	0,30	Intent-to-Treat Population	adjusted	0,1358	<.0001	0,5978
	Female	236	235	213	10,24	0,63	263	263	235	10,82	0,59	-0,57	0,86	-2,27	1,12	-0,06	-0,25	0,12	Intent-to-Treat Population	adjusted	0,9673	<.0001	
Age	< 65 years	352	351	317	12,40	0,51	363	363	330	11,71	0,50	0,69	0,71	-0,71	2,09	0,08	-0,08	0,23	Intent-to-Treat Population	adjusted	0,4516	<.0001	0,9316
	>= 65 years	280	279	252	9,63	0,55	264	264	225	8,94	0,57	0,69	0,79	-0,86	2,25	0,08	-0,10	0,26	Intent-to-Treat Population	adjusted	0,4283	<.0001	
Age	< 75 years	577	576	524	11,41	0,39	572	572	513	10,84	0,40	0,57	0,56	-0,53	1,67	0,06	-0,06	0,18	Intent-to-Treat Population	adjusted	0,4301	<.0001	0,7454
	>= 75 years	55	54	45	8,63	1,30	55	55	42	7,89	1,34	0,74	1,86	-2,94	4,42	0,08	-0,33	0,50	Intent-to-Treat Population	adjusted	0,5583	<.0001	
Baseline BCVA ETDRS letter score	< 64 letters	281	281	251	14,40	0,63	285	285	257	12,86	0,63	1,54	0,89	-0,21	3,30	0,15	-0,02	0,33	Intent-to-Treat Population	adjusted	0,3468	<.0001	0,8768
	>= 64 letters	349	349	318	8,53	0,45	342	342	298	8,62	0,46	-0,09	0,64	-1,34	1,16	-0,01	-0,17	0,15	Intent-to-Treat Population	adjusted	0,7315	<.0001	
	Missing	2	0	0	NE	NE	0	0	0	NE	NE	NE	NE	NE	NE	NE	NE	NE	Intent-to-Treat Population	adjusted	NE	NE	
Geographic region	Europe	219	218	191	10,04	0,57	219	219	193	10,30	0,57	-0,27	0,81	-1,86	1,33	-0,03	-0,23	0,17	Intent-to-Treat Population	adjusted	0,1239	<.0001	0,0930
	America	344	343	311	11,98	0,55	340	340	297	10,92	0,56	1,06	0,79	-0,48	2,61	0,11	-0,05	0,27	Intent-to-Treat Population	adjusted	0,0799	<.0001	
	Asia Pacific (inc. Australia)	69	69	67	10,34	1,09	68	68	65	9,38	1,09	0,96	1,54	-2,09	4,00	0,11	-0,23	0,45	Intent-to-Treat Population	adjusted	0,6691	<.0001	
Race/ethnicity	White	489	487	445	11,53	0,41	506	506	449	10,73	0,41	0,79	0,58	-0,35	1,94	0,09	-0,04	0,22	Intent-to-Treat Population	adjusted	0,2824	<.0001	0,7983
	Asian	62	62	59	10,50	1,05	59	59	54	9,38	1,08	1,12	1,51	-1,85	4,09	0,14	-0,23	0,51	Intent-to-Treat Population	adjusted	0,4468	<.0001	
	Other	55	55	48	10,48	1,76	47	47	40	9,59	1,90	0,90	2,59	-4,23	6,02	0,07	-0,34	0,49	Intent-to-Treat Population	adjusted	0,7289	<.0001	
	Unknown	26	26	17	NE	NE	15	15	12	NE	NE	NE	NE	NE	NE	NE	NE	NE	Intent-to-Treat Population	adjusted	NE	NE	
Baseline HbA1c	<=8%	404	403	359	11,15	0,43	399	399	357	10,42	0,44	0,73	0,62	-0,48	1,94	0,09	-0,06	0,23	Intent-to-Treat Population	adjusted	0,0393	<.0001	0,0247
	>8%	221	220	203	11,35	0,72	222	222	194	10,54	0,73	0,82	1,03	-1,20	2,83	0,08	-0,12	0,28	Intent-to-Treat Population	adjusted	0,2576	<.0001	
	Missing	7	7	7	NE	NE	6	6	4	NE	NE	NE	NE	NE	NE	NE	NE	NE	Intent-to-Treat Population	adjusted	NE	NE	
Prior IVT anti-VEGF therapy	Yes	133	133	124	10,86	0,76	137	137	130	9,32	0,75	1,53	1,07	-0,56	3,63	0,18	-0,07	0,43	Intent-to-Treat Population	adjusted	0,2067	<.0001	0,7409
	No	499	497	445	11,25	0,44	490	490	425	10,89	0,44	0,36	0,62	-0,86	1,58	0,04	-0,09	0,17	Intent-to-Treat Population	adjusted	0,5946	<.0001	
Baseline DR severity	<47	365	364	330	10,16	0,47	362	362	311	10,14	0,48	0,02	0,67	-1,30	1,34	0,00	-0,15	0,16	Intent-to-Treat Population	adjusted	0,9488	<.0001	0,8224
	47 - 53	198	197	177	12,79	0,69	208	208	190	11,92	0,67	0,87	0,96	-1,02	2,77	0,09	-0,11	0,30	Intent-to-Treat Population	adjusted	0,4422	<.0001	
	>53	58	58	52	13,31	1,51	38	38	37	8,41	1,85	4,90	2,40	0,19	9,63	0,44	0,01	0,86	Intent-to-Treat Population	adjusted	0,0944	<.0001	
	Missing	11	11	10	NE	NE	19	19	17	NE	NE	NE	NE	NE	NE	NE	NE	NE	Intent-to-Treat Population	adjusted	NE	NE	
Baseline DR severity	<=53	563	561	507	11,08	0,39	570	570	501	10,82	0,39	0,25	0,55	-0,83	1,34	0,03	-0,09	0,15	Intent-to-Treat Population	adjusted	0,6665	<.0001	0,4793
	>53	58	58	52	13,31	1,51	38	38	37	8,41	1,85	4,90	2,40	0,15	9,65	0,44	0,01	0,86	Intent-to-Treat Population	adjusted	0,0944	<.0001	
	Missing	11	11	10	NE	NE	19	19	17	NE	NE	NE	NE	NE	NE	NE	NE	NE	Intent-to-Treat Population	adjusted	NE	NE	
Medical history: renal disease	Yes	63	62	53	10,12	1,07	45	45	38	9,96	1,26	0,16	1,66	-3,11	3,43	0,02	-0,39	0,43	Intent-to-Treat Population	adjusted	0,5151	<.0001	0,7084
	No	569	568	516	11,25	0,40	582	582	517	10,61	0,40	0,64	0,57	-0,47	1,76	0,07	-0,05	0,19	Intent-to-Treat Population	adjusted	0,2093	<.0001	
Medical history: cardiac disease	Yes	511	510	462	11,01	0,43	499	499	439	10,16	0,44	0,85	0,61	-0,35	2,05	0,09	-0,04	0,22	Intent-to-Treat Population	adjusted	0,1252	<.0001	0,0927
	No	121	120	107	11,95	0,80	128	128	116	12,06	0,77	-0,10	1,11	-2,30	2,09	-0,01	-0,27	0,25	Intent-to-Treat Population	adjusted	0,2844	<.0001	
Medical history: vascular disease	Yes	92	92	79	9,40	0,94	98	98	87	9,43	0,91	-0,03	1,31	-2,62	2,55	0,00	-0,31	0,30	Intent-to-Treat Population	adjusted	0,9919	<.0001	0,9779
	No	540	538	490	11,46	0,41	529	529	468	10,75	0,42	0,71	0,59	-0,45	1,86	0,08	-0,05	0,20	Intent-to-Treat Population	adjusted	0,2928	<.0001	
Study	Rhine	319	317	293	10,75	0,51	315	315	279	10,26	0,52	0,49	0,73	-0,94	1,91	0,06	-0,11	0,22	Intent-to-Treat Population	adjusted	0,2076	<.0001	0,2804
	Yosemite	313	313	276	11,59	0,56	312	312	276	10,89	0,56	0,70	0,79	-0,86	2,26	0,07	-0,09	0,24	Intent-to-Treat Population	adjusted	0,1800	<.0001	

[1] Patients with a value at baseline and at least one post-baseline value at Week 48, Week 52 or Week 56.
[2] LSMeans of change from baseline from MMRM (including all available records from all selected visits). Selected visits: Week 4, 8, 12, 16, 20, 24, 28, 32, 36, 40, 44, 48, 52 and 56. Early Termination (ET) visit was mapped to closest regular visit.
[3] Contrasts from MMRM
[4] Factors/Covariates: treatment, visit, treatment-by-visit interaction, baseline value. In addition adjusted for randomization stratification factors. The stratification factor is excluded if it is the subgroup.
Data as observed (no imputation of missing values). Covariance matrix: unstructured. Treatment policy strategy was applied to non-COVID-19 related and hypothetical strategy was applied to COVID-19 related intercurrent events.
COVID-19 related intercurrent events are: Disc. of Treatment due to COVID-19, Prohibited Treatment/Therapy due to COVID-19, Missed Dose at Week 44,48 or 52 due to COVID-19 and COVID-19 Death. Clinical cut-off: YOSEMITE 01NOV2021 and RHINE 28OCT2021

Program: root/clinical_studies/RO6867461/CDT70122/share/ACE_pool_DME_Base/prod/program/t_eff_mmrm.sas
Output: root/clinical_studies/RO6867461/CDT70122/share/ACE_pool_DME_CSR_Final/prod/output_bc/t_eff_mmrm_sg_adj_SBCVA_YR1_PREST_ITBC2_OCTNOV2021_DME.xls
27JUL2022 17:11

POPULATION: Intent-to-Treat Population (results shown for B vs. C)
ENDPOINT: Best Corrected Visual Acuity (Study Eye) averaged over Weeks 92, 96 and 100
MODEL: Adjusted Analysis for Study, Baseline BCVA ETDRS letter score, Prior IVT anti-VEGF therapy, Geographic region
STUDY: GR40349 & GR40398
Change from Baseline (Analysis of MMRM)

		Faricimab (PTI) (N=632)					Aflibercept (N=627)					Difference between Treatments (Faricimab (PTI) - Aflibercept)									Effects		
		N			Statistics		N			Statistics		Statistics											
Name	Level	Total	with baseline value	included in analysis[1]	LSMeans[2]	SE (LSMeans)	Total	with baseline value	included in analysis[1]	LSMeans[2]	SE (LSMeans)	LSMeans[3]	SE (LSMeans)	95% CI (LL)	95% CI (UL)	Hedges g	95% CI Hedges g (LL)	95% CI Hedges g (UL)	Population	Method	p-value (treatment)	p-value (visit)	p-value (subgroup* treatment)
All	n/a	632	630	552	10,41	0,49	627	627	513	10,33	0,50	0,08	0,70	-1,30	1,46	0,01	-0,11	0,13	Intent-to-Treat Population	adjusted	0,6011	<.0001	
Study	Rhine	319	317	282	10,09	0,71	315	315	254	9,38	0,73	0,71	1,02	-1,29	2,71	0,06	-0,11	0,23	Intent-to-Treat Population	adjusted	0,1995	<.0001	0,2826
	Yosemite	313	313	270	10,73	0,68	312	312	259	11,39	0,68	-0,66	0,96	-2,55	1,23	-0,06	-0,23	0,11	Intent-to-Treat Population	adjusted	0,3544	<.0001	

[1] Patients with a value at baseline and a post-baseline value at the respective visit.
[2] LSMeans of change from baseline from MMRM (including all available records from all selected visits). Selected visits: Week 4, 8, 12, 16, 20, 24, 28, 32, 36, 40, 44, 48, 52, 56, 60, 64, 68, 72, 76, 80, 84, 88, 92, 96 and 100. Early Termination (ET) visit was mapped to closest regular visit.
[3] Contrasts from MMRM
[4] Factors/Covariates: treatment, visit, treatment-by-visit interaction, baseline value. In addition, for the total population, adjusted for randomization stratification factors.
Data as observed (no imputation of missing values). Covariance matrix: unstructured. Treatment policy strategy was applied to non-COVID-19 related and hypothetical strategy was applied to COVID-19 related intercurrent events.
COVID-19 related intercurrent events are: Disc. of Treatment due to COVID-19, Prohibited Treatment/Therapy due to COVID-19, Missed Dose at Week 88,92 or 96 due to COVID-19 and COVID-19 Death. Clinical cut-off: YOSEMITE 01NOV2021 and RHINE 28OCT2021

Program: root/clinical_studies/RO6867461/CDT70122/share/ACE_pool_DME_Base/prod/program/t_eff_mmrm.sas
Output: root/clinical_studies/RO6867461/CDT70122/share/ACE_pool_DME_CSR_Final/prod/output_bc/t_eff_mmrm_adj_SBCVA_YR2_PREST_ITBC2_OCTNOV2021_DME.xls
27JUL2022 10:46

POPULATION: Intent-to-Treat Population (results shown for B vs. C)
ENDPOINT: Best Corrected Visual Acuity (Study Eye) averaged over Weeks 92, 96 and 100
MODEL: Adjusted Analysis for Study, Baseline BCVA ETDRS letter score, Prior IVT anti-VEGF therapy, Geographic region
STUDY: GR40349 & GR40398
Forest Plot of Hedges g for Change from Baseline (MMRM)

Study	Total n [1]	Aflibercept (N=627) n [1]	Aflibercept (N=627) LSMeans [2]	Faricimab (PTI) (N=632) n [1]	Faricimab (PTI) (N=632) LSMeans [2]	Hedges g	95% CI Hedges g
All Patients	1065	513	10.33	552	10.41	0.01	(-0.11, 0.13)
Study							
GR40389	536	254	9.38	282	10.09	0.06	(-0.11, 0.23)
GR40349	529	259	11.39	270	10.73	-0.06	(-0.23, 0.11)

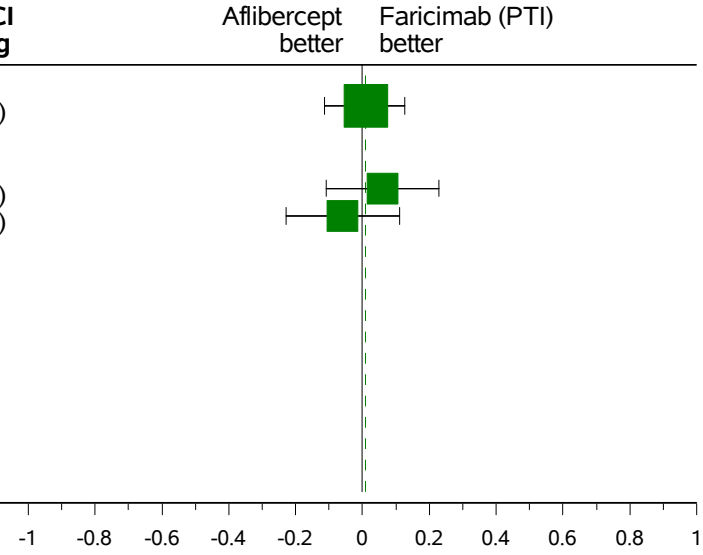

[1] Patients with a value at baseline and a post-baseline value at the respective visit.
[2] LSMeans of change from baseline from MMRM (including all available records from all selected visits).
Selected visits: Week 4, 8, 12, 16, 20, 24, 28, 32, 36, 40, 44, 48, 52, 56, 60, 64, 68, 72, 76, 80, 84, 88, 92, 96 and 100. Early Termination (ET) visit was mapped to closest regular visit.
Factors/Covariates: treatment, visit, treatment-by-visit interaction, baseline value. In addition adjusted for randomization stratification factors. The stratification factor is excluded if it is the subgroup.
Data as observed (no imputation of missing values). Covariance matrix: unstructured.
Treatment policy strategy was applied to non-COVID-19 related and hypothetical strategy was applied to COVID-19 related intercurrent events(IEs).
COVID-19 rel. IEs are: Disc. of Treatment due to COVID-19, Prohibited Treatment/Therapy due to COVID-19, Missed Dose at Week 88,92 or 96 due to COVID-19 and COVID-19 Death.
Clinical cut-off: YOSEMITE 01NOV2021 and RHINE 28OCT2021
Program: root/clinical_studies/RO6867461/CDT70122/share/ACE_pool_DME_Base/prod/program/g_forest_hg.sas
Output: root/clinical_studies/RO6867461/CDT70122/share/ACE_pool_DME_CSR_Final/prod/output_bc/g_forest_hg_adj_SBCVA_YR2_PREST_ITBC2_OCTNOV2021_DME.pdf 12OCT2022 10:20

POPULATION: Intent-to-Treat Population (results shown for B vs. C)
ENDPOINT: Best Corrected Visual Acuity (Study Eye) averaged over Weeks 92, 96 and 100
MODEL: Adjusted Analysis for Study, Baseline BCVA ETDRS letter score, Prior IVT anti-VEGF therapy, Geographic region
STUDY: GR40349 & GR40398
Change from Baseline (Analysis of MMRM)

		Faricimab (PTI) (N=632)					Aflibercept (N=627)					Difference between Treatments (Faricimab (PTI) - Aflibercept)									Effects		
		N			Statistics		N			Statistics		Statistics											
Name	Level	Total	with baseline value	included in analysis[1]	LSMeans[2]	SE (LSMeans)	Total	with baseline value	included in analysis[1]	LSMeans[2]	SE (LSMeans)	LSMeans[3]	SE (LSMeans)	95% CI (LL)	95% CI (UL)	Hedges g	95% CI Hedges g (LL)	95% CI Hedges g (UL)	Population	Method	p-value (treatment)	p-value (visit)	p-value (subgroup* treatment)
All	n/a	632	630	552	10,41	0,49	627	627	513	10,33	0,50	0,08	0,70	-1,30	1,46	0,01	-0,11	0,13	Intent-to-Treat Population	adjusted	0,6011	<.0001	
Sex	Male	396	395	347	11,39	0,59	364	364	293	10,58	0,63	0,81	0,86	-0,88	2,50	0,07	-0,08	0,23	Intent-to-Treat Population	adjusted	0,2308	<.0001	0,5197
	Female	236	235	205	8,81	0,86	263	263	220	9,99	0,82	-1,17	1,19	-3,50	1,16	-0,10	-0,29	0,09	Intent-to-Treat Population	adjusted	0,7631	<.0001	
Age	< 65 years	352	351	310	12,45	0,61	363	363	309	12,00	0,60	0,46	0,85	-1,22	2,13	0,04	-0,11	0,20	Intent-to-Treat Population	adjusted	0,4534	<.0001	0,9568
	>= 65 years	280	279	242	7,79	0,78	264	264	204	8,12	0,83	-0,33	1,14	-2,56	1,91	-0,03	-0,21	0,16	Intent-to-Treat Population	adjusted	0,8875	<.0001	
Age	< 75 years	577	576	506	10,65	0,52	572	572	477	10,66	0,52	-0,02	0,73	-1,46	1,42	0,00	-0,13	0,12	Intent-to-Treat Population	adjusted	0,6352	<.0001	0,7879
	>= 75 years	55	54	46	7,94	1,63	55	55	36	6,29	1,75	1,65	2,39	-3,09	6,38	0,15	-0,28	0,58	Intent-to-Treat Population	adjusted	0,6051	<.0001	
Baseline BCVA ETDRS letter score	< 64 letters	281	281	235	13,78	0,84	285	285	238	12,99	0,83	0,79	1,19	-1,54	3,12	0,06	-0,12	0,24	Intent-to-Treat Population	adjusted	0,5858	<.0001	0,8297
	>= 64 letters	349	349	317	7,68	0,57	342	342	275	8,21	0,60	-0,53	0,83	-2,16	1,11	-0,05	-0,21	0,11	Intent-to-Treat Population	adjusted	0,8835	<.0001	
	Missing	2	0	0	NE	NE	0	0	0	NE	NE	NE	NE	NE	NE	NE	NE	NE	Intent-to-Treat Population	adjusted	NE	NE	
Geographic region	Europe	219	218	187	9,84	0,78	219	219	182	10,07	0,78	-0,23	1,10	-2,39	1,94	-0,02	-0,23	0,18	Intent-to-Treat Population	adjusted	0,1294	<.0001	0,1044
	America	344	343	301	11,07	0,71	340	340	273	10,90	0,72	0,17	1,01	-1,81	2,16	0,01	-0,15	0,18	Intent-to-Treat Population	adjusted	0,2500	<.0001	
	Asia Pacific (inc. Australia)	69	69	64	9,43	1,38	68	68	58	8,20	1,40	1,23	1,97	-2,65	5,12	0,11	-0,24	0,47	Intent-to-Treat Population	adjusted	0,6090	<.0001	
Race/ethnicity	White	489	487	435	10,70	0,55	506	506	416	10,62	0,55	0,08	0,77	-1,43	1,60	0,01	-0,13	0,14	Intent-to-Treat Population	adjusted	0,5195	<.0001	0,8208
	Asian	62	62	56	10,83	1,39	59	59	48	8,38	1,45	2,46	2,00	-1,50	6,42	0,24	-0,14	0,62	Intent-to-Treat Population	adjusted	0,3718	<.0001	
	Other	55	55	44	NE	NE	47	47	36	NE	NE	NE	NE	NE	NE	NE	NE	NE	Intent-to-Treat Population	adjusted	NE	NE	
	Unknown	26	26	17	NE	NE	15	15	13	NE	NE	NE	NE	NE	NE	NE	NE	NE	Intent-to-Treat Population	adjusted	NE	NE	
Baseline HbA1c	<=8%	404	403	351	10,46	0,56	399	399	323	10,64	0,57	-0,18	0,81	-1,76	1,40	-0,02	-0,17	0,13	Intent-to-Treat Population	adjusted	0,1452	<.0001	0,0197
	>8%	221	220	194	10,63	0,93	222	222	185	9,83	0,94	0,80	1,32	-1,79	3,39	0,06	-0,14	0,26	Intent-to-Treat Population	adjusted	0,2479	<.0001	
	Missing	7	7	7	NE	NE	6	6	5	NE	NE	NE	NE	NE	NE	NE	NE	NE	Intent-to-Treat Population	adjusted	NE	NE	
Prior IVT anti-VEGF therapy	Yes	133	133	119	9,83	0,98	137	137	118	9,94	0,97	-0,11	1,38	-2,82	2,59	-0,01	-0,26	0,24	Intent-to-Treat Population	adjusted	0,4361	<.0001	0,8038
	No	499	497	433	10,59	0,57	490	490	395	10,44	0,58	0,15	0,81	-1,44	1,75	0,01	-0,12	0,15	Intent-to-Treat Population	adjusted	0,7380	<.0001	
Baseline DR severity	<47	365	364	323	8,67	0,66	362	362	291	10,52	0,69	-1,85	0,95	-3,72	0,03	-0,16	-0,31	0,00	Intent-to-Treat Population	adjusted	0,6205	<.0001	0,7827
	47 - 53	198	197	173	13,14	0,77	208	208	177	11,36	0,75	1,78	1,08	-0,34	3,90	0,18	-0,03	0,39	Intent-to-Treat Population	adjusted	0,3601	<.0001	
	>53	58	58	47	NE	NE	38	38	28	NE	NE	NE	NE	NE	NE	NE	NE	NE	Intent-to-Treat Population	adjusted	NE	NE	
	Missing	11	11	9	NE	NE	19	19	17	NE	NE	NE	NE	NE	NE	NE	NE	NE	Intent-to-Treat Population	adjusted	NE	NE	
Baseline DR severity	<=53	563	561	496	10,21	0,51	570	570	468	10,80	0,52	-0,58	0,73	-2,01	0,84	-0,05	-0,18	0,07	Intent-to-Treat Population	adjusted	0,8952	<.0001	0,4321
	>53	58	58	47	NE	NE	38	38	28	NE	NE	NE	NE	NE	NE	NE	NE	NE	Intent-to-Treat Population	adjusted	NE	NE	
	Missing	11	11	9	NE	NE	19	19	17	NE	NE	NE	NE	NE	NE	NE	NE	NE	Intent-to-Treat Population	adjusted	NE	NE	
Medical history: renal disease	Yes	63	62	51	8,66	2,08	45	45	29	6,45	2,54	2,21	3,28	-4,28	8,70	0,15	-0,30	0,61	Intent-to-Treat Population	adjusted	0,8212	<.0001	0,6528
	No	569	568	501	10,64	0,50	582	582	484	10,56	0,50	0,07	0,71	-1,31	1,46	0,01	-0,12	0,13	Intent-to-Treat Population	adjusted	0,4863	<.0001	
Medical history: cardiac disease	Yes	511	510	443	10,43	0,57	499	499	405	9,75	0,59	0,68	0,82	-0,92	2,29	0,06	-0,08	0,19	Intent-to-Treat Population	adjusted	0,2768	<.0001	0,1190
	No	121	120	109	10,41	0,89	128	128	108	12,59	0,88	-2,18	1,25	-4,64	0,28	-0,24	-0,50	0,03	Intent-to-Treat Population	adjusted	0,5389	<.0001	
Medical history: vascular disease	Yes	92	92	75	9,70	1,45	98	98	82	8,74	1,41	0,97	2,02	-3,02	4,95	0,08	-0,24	0,39	Intent-to-Treat Population	adjusted	0,9547	<.0001	0,9787
	No	540	538	477	10,41	0,53	529	529	431	10,54	0,55	-0,12	0,76	-1,62	1,37	-0,01	-0,14	0,12	Intent-to-Treat Population	adjusted	0,6450	<.0001	
Study	Rhine	319	317	282	10,09	0,71	315	315	254	9,38	0,73	0,71	1,02	-1,29	2,71	0,06	-0,11	0,23	Intent-to-Treat Population	adjusted	0,1995	<.0001	0,2861
	Yosemite	313	313	270	10,73	0,68	312	312	259	11,39	0,68	-0,66	0,96	-2,55	1,23	-0,06	-0,23	0,11	Intent-to-Treat Population	adjusted	0,3544	<.0001	

[1] Patients with a value at baseline and a post-baseline value at the respective visit.
[2] LSMeans of change from baseline from MMRM (including all available records from all selected visits). Selected visits: Week 4, 8, 12, 16, 20, 24, 28, 32, 36, 40, 44, 48, 52, 56, 60, 64, 68, 72, 76, 80, 84, 88, 92, 96 and 100. Early Termination (ET) visit was mapped to closest regular visit.
[3] Contrasts from MMRM
[4] Factors/Covariates: treatment, visit, treatment-by-visit interaction, baseline value. In addition adjusted for randomization stratification factors. The stratification factor is excluded if it is the subgroup.
Data as observed (no imputation of missing values). Covariance matrix: unstructured. Treatment policy strategy was applied to non-COVID-19 related and hypothetical strategy was applied to COVID-19 related intercurrent events.
COVID-19 related intercurrent events are: Disc. of Treatment due to COVID-19, Prohibited Treatment/Therapy due to COVID-19, Missed Dose at Week 88,92 or 96 due to COVID-19 and COVID-19 Death. Clinical cut-off: YOSEMITE 01NOV2021 and RHINE 28OCT2021

Program: root/clinical_studies/RO6867461/CDT70122/share/ACE_pool_DME_Base/prod/program/t_eff_mmrm.sas
Output: root/clinical_studies/RO6867461/CDT70122/share/ACE_pool_DME_CSR_Final/prod/output_bc/t_eff_mmrm_sg_adj_SBCVA_YR2_PREST_ITBC2_OCTNOV2021_DME.xls
27JUL2022 10:44

POPULATION: Intent-to-Treat Population B vs. C
ENDPOINT: Proportion of Patients gaining >=10 in BCVA (Study Eye) averaged over Weeks 48, 52 and 56
MODEL: Stratified Analysis by Study, Baseline BCVA ETDRS letter score, Prior IVT anti-VEGF therapy, Geographic region (combined)
STUDY: GR40349 & GR40398
Dichotomous Analysis (Efficacy)

		Faricimab (PTI) (N=632)				Aflibercept (N=627)				Faricimab (PTI) vs. Aflibercept															Aflibercept vs. Faricimab (PTI)			
		Patients		Patients with Event		Patients		Patients with Event		Odds Ratio					Absolute Risk Difference				Relative Risk						Relative Risk			
Name	Level	n	%	n	%	n	%	n	%	Odds Ratio		Convergence Reason	95% Lower CL	95% Upper CL	Absolute Risk	Convergence Reason	95% Lower CL	95% Upper CL	Relative Risk	Convergence Reason	95% Lower CL	95% Upper CL	p-value (Cochran-Mantel-Haenszel)	Interaction Test p-value (likelihood ratio)	Relative Risk	Convergence Reason	95% Lower CL	95% Upper CL
All	n/a	570	90,2	316	55,4	555	88,5	310	55,9	0,99		Convergence criterion (GCONV=1E-8) satisfied.	0,78	1,26	-0,002	Algorithm converged.	-0,058	0,055	1,00	Algorithm converged.	0,91	1,10	0,9159		1,00	Algorithm converged.	0,91	1,10
Study	Rhine	294	46,5	155	52,7	279	44,5	151	54,1	0,95		Convergence criterion (GCONV=1E-8) satisfied.	0,67	1,33	-0,014	Algorithm converged.	-0,092	0,065	0,97	Algorithm converged.	0,84	1,12	0,7530	0,5428	1,03	Algorithm converged.	0,90	1,19
	Yosemite	276	43,7	161	58,3	276	44,0	159	57,6	1,03		Convergence criterion (GCONV=1E-8) satisfied.	0,73	1,45	0,009	Algorithm converged.	-0,072	0,090	1,03	Algorithm converged.	0,90	1,18	0,8670		0,97	Algorithm converged.	0,85	1,12

Test for interaction based on RR (Log-binomial regression)
* indicates convergence problem. Result is uninterpretable.
Only patients with at least one value are used for analysis. For stratification Asia and rest of the world regions are combined due to a small number of enrolled patients. The stratification factor is excluded if it is the subgroup. OR is computed by stratified analysis, RR and ARD by adjusted analysis.
Early Termination (ET) visit was mapped to closest regular visit.
Treatment policy strategy was applied to non-COVID-19 related and hypothetical strategy was applied to COVID-19 related intercurrent events. COVID-19 related intercurrent events are: Disc. of Treatment due to COVID-19, Prohibited Treatment/Therapy due to COVID-19, Missed Dose at Week 44,48 or 52 due to COVID-19 and COVID-19 Death.
Clinical cut-off: YOSEMITE 01NOV2021 and RHINE 28OCT2021

Program: root/clinical_studies/RO6867461/CDT70122/share/ACE_pool_DME_CSR_Final/prod/program/t_eff_resp.sas
Output: root/clinical_studies/RO6867461/CDT70122/share/ACE_pool_DME_CSR_Final/prod/output_bc/t_eff_resp_str_SBCVAG10_AVG_PREST_ITBC_OCTNOV2021_DME.xls
26MAR2022 10:06

POPULATION: Intent-to-Treat Population B vs. C
ENDPOINT: Proportion of Patients gaining >=10 in BCVA (Study Eye) averaged over Weeks 48, 52 and 56
MODEL: Adjusted Analysis by Study, Baseline BCVA ETDRS letter score, Prior IVT anti-VEGF therapy, Geographic region
STUDY: GR40349 & GR40398
Forest Plot of Relative Risk

Study	Total n	Aflibercept (N=627) n	Aflibercept (N=627) n Responder	Faricimab (PTI) (N=632) n	Faricimab (PTI) (N=632) n Responder	Relative Risk	95% CI
All Patients	1125	555	310	570	316	1.00	(0.91, 1.10)
Study							
Rhine	573	279	151	294	155	0.97	(0.84, 1.12)
Yosemite	552	276	159	276	161	1.03	(0.90, 1.18)

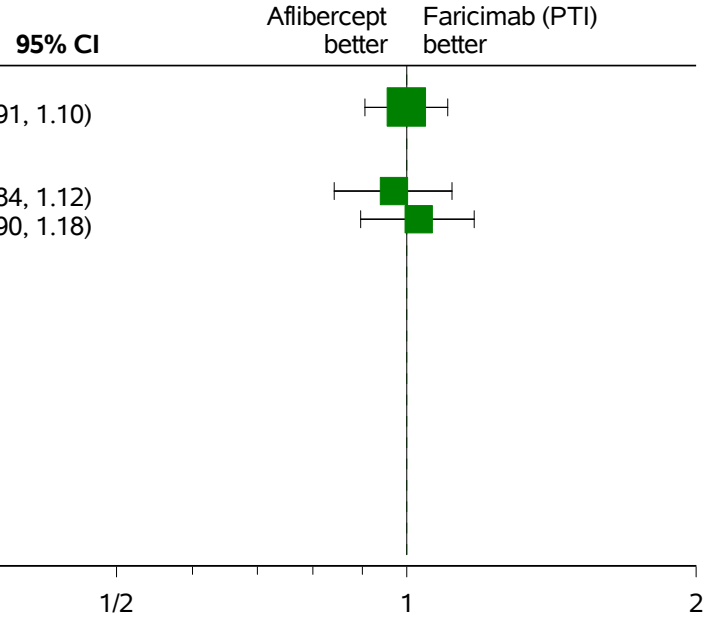

Only patients with at least one value are used for analysis. For adjustment Asia and rest of the world regions are combined due to a small number of enrolled patients.
The adjustment factor is excluded if it is the subgroup.
Early Termination (ET) visit was mapped to closest regular visit.
Treatment policy strategy was applied to non-COVID-19 related and hypothetical strategy was applied to COVID-19 related intercurrent events. COVID-19 related intercurrent events are:
Disc. of Treatment due to COVID-19, Prohibited Treatment/Therapy due to COVID-19, Missed Dose at Week 44,48 or 52 due to COVID-19 and COVID-19 Death.
Clinical cut-off: YOSEMITE 01NOV2021 and RHINE 28OCT2021
Program: root/clinical_studies/RO6867461/CDT70122/share/ACE_pool_DME_Base/prod/program/g_forest_rr.sas
Output: root/clinical_studies/RO6867461/CDT70122/share/ACE_pool_DME_CSR_Final/prod/output_bc/g_forest_rr_str_SBCVAG10_AVG_PREST_ITBC_OCTNOV2021_DME.pdf 06OCT2022 17:40

POPULATION: Intent-to-Treat Population B vs. C
ENDPOINT: Proportion of Patients gaining >=10 in BCVA (Study Eye) averaged over Weeks 48, 52 and 56
MODEL: Stratified Analysis by Study, Baseline BCVA ETDRS letter score, Prior IVT anti-VEGF therapy, Geographic region
STUDY: GR40349 & GR40398
Forest Plot of Odds Ratio

		Aflibercept (N=627)		Faricimab (PTI) (N=632)				
Study	**Total n**	**n**	**n Responder**	**n**	**n Responder**	**Odds Ratio**	**95% CI**	Aflibercept better / Faricimab (PTI) better
All Patients	1125	555	310	570	316	0.99	(0.78, 1.26)	
Study								
Rhine	573	279	151	294	155	0.95	(0.67, 1.33)	
Yosemite	552	276	159	276	161	1.03	(0.73, 1.45)	

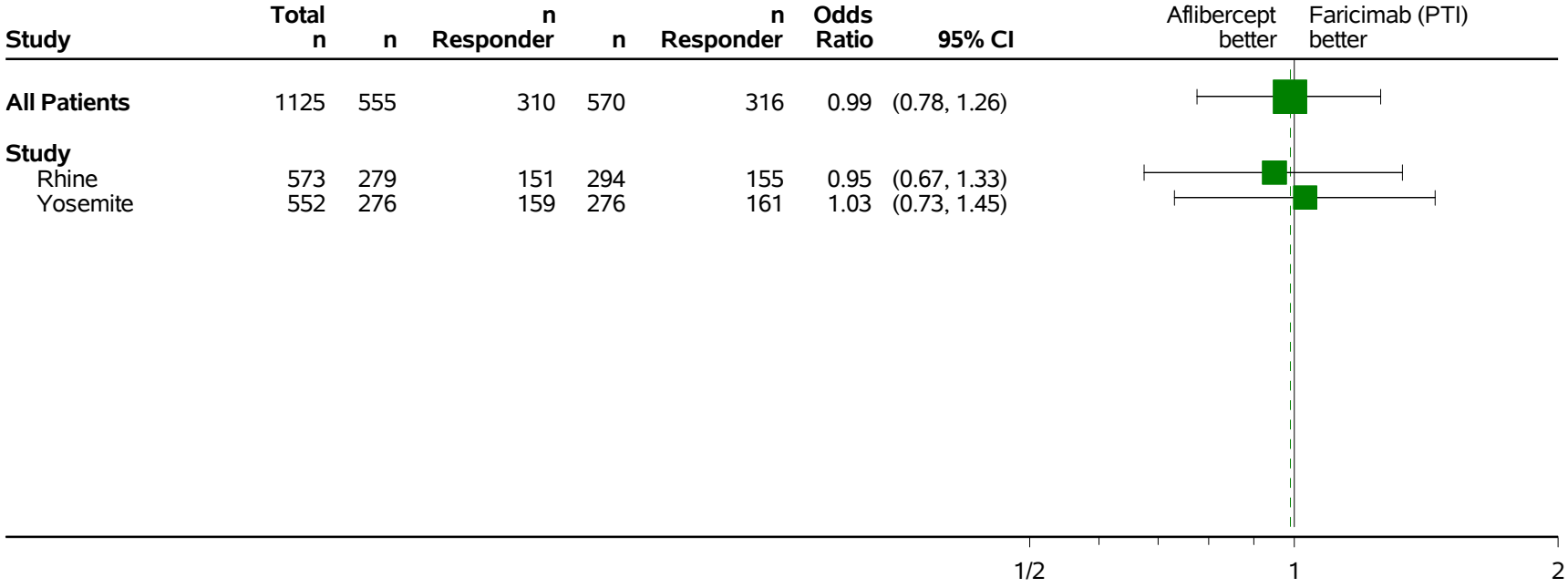

Only patients with at least one value are used for analysis. For stratification Asia and rest of the world regions are combined due to a small number of enrolled patients.
Early Termination (ET) visit was mapped to closest regular visit.
Treatment policy strategy was applied to non-COVID-19 related and hypothetical strategy was applied to COVID-19 related intercurrent events. COVID-19 related intercurrent events are:
Disc. of Treatment due to COVID-19, Prohibited Treatment/Therapy due to COVID-19, Missed Dose at Week 44,48 or 52 due to COVID-19 and COVID-19 Death.
Clinical cut-off: YOSEMITE 01NOV2021 and RHINE 28OCT2021
Program: root/clinical_studies/RO6867461/CDT70122/share/ACE_pool_DME_Base/prod/program/g_forest_or.sas
Output: root/clinical_studies/RO6867461/CDT70122/share/ACE_pool_DME_CSR_Final/prod/output_bc/g_forest_or_str_SBCVAG10_AVG_PREST_ITBC_OCTNOV2021_DME.pdf 30SEP2022 12:07

POPULATION: Intent-to-Treat Population B vs. C
ENDPOINT: Proportion of Patients gaining >=10 in BCVA (Study Eye) averaged over Weeks 48, 52 and 56
MODEL: Stratified Analysis by Study, Baseline BCVA ETDRS letter score, Prior IVT anti-VEGF therapy, Geographic region (combined)
STUDY: GR40349 & GR40398
Dichotomous Analysis by Subgroups (Efficacy)

		Faricimab (PTI) (N=632)				Aflibercept (N=627)				Faricimab (PTI) vs. Aflibercept													Aflibercept vs. Faricimab (PTI)			
		Patients		Patients with Event		Patients		Patients with Event		Odds Ratio				Absolute Risk Difference				Relative Risk					Relative Risk			
Name	Level	n	%	n	%	n	%	n	%	Odds Ratio	Convergence Reason	95% Lower CL	95% Upper CL	Absolute Risk	Convergence Reason	95% Lower CL	95% Upper CL	Relative Risk	Convergence Reason	95% Lower CL	95% Upper CL	p-value (Cochran-Mantel Haenszel)	p-value (likelihood ratio)	Relative Risk	Convergence Reason	95% Lower CL	95% Upper CL
All	n/a	570	90,2	316	55,4	555	88,5	310	55,9	0,99	Convergence criterion (GCONV=1E-8) satisfied.	0,78	1,26	-0,002	Algorithm converged.	-0,058	0,053	1,00	Algorithm converged.	0,91	1,10	0,9159		1,00	Algorithm converged.	0,91	1,10
Sex	Male	358	56,3	205	57,6	320	51,0	175	54,7	1,12	Convergence criterion (GCONV=1E-8) satisfied.	0,82	1,53	0,030	Algorithm converged.	-0,042	0,103	1,05	Algorithm converged.	0,93	1,19	0,4733	0,1907	0,95	Algorithm converged.	0,84	1,08
	Female	214	33,8	111	51,9	235	37,5	135	57,4	0,80	Convergence criterion (GCONV=1E-8) satisfied.	0,54	1,17	-0,057	Algorithm converged.	-0,143	0,034	0,93	Algorithm converged.	0,78	1,07	0,2416		1,10	Algorithm converged.	0,93	1,29
Age	< 65 years	318	50,3	196	61,6	330	52,6	199	60,3	1,07	Convergence criterion (GCONV=1E-8) satisfied.	0,77	1,48	0,016	Algorithm converged.	-0,057	0,089	1,03	Algorithm converged.	0,92	1,16	0,7007	0,5498	0,97	Algorithm converged.	0,86	1,09
	>= 65 years	252	39,9	120	47,6	225	35,9	111	49,3	0,87	Convergence criterion (GCONV=1E-8) satisfied.	0,60	1,26	-0,036	Algorithm converged.	-0,124	0,051	0,94	Algorithm converged.	0,79	1,12	0,4566		1,06	Algorithm converged.	0,89	1,26
Age	< 75 years	525	83,1	293	55,8	513	81,8	290	56,9	0,97	Convergence criterion (GCONV=1E-8) satisfied.	0,75	1,25	-0,009	Algorithm converged.	-0,068	0,050	0,98	Algorithm converged.	0,89	1,09	0,8071	0,2749	1,02	Algorithm converged.	0,92	1,13
	>= 75 years	45	7,1	23	51,1	42	6,7	18	42,9	1,37	Convergence criterion (GCONV=1E-8) satisfied.	0,56	3,74	*	WARNING: The relative Hessian convergence criterion of 0.0181522614 is greater than the limit of 0.0001. The convergence is questionable.			*	WARNING: The relative Hessian convergence criterion of 0.0926912198 is greater than the limit of 0.0001. The convergence is questionable.					*	WARNING: The relative Hessian convergence criterion of 0.0926912198 is greater than the limit of 0.0001. The convergence is questionable.		
Baseline BCVA ETDRS letter score	< 64 letters	251	39,7	169	67,3	257	41,0	164	63,8	1,16	Convergence criterion (GCONV=1E-8) satisfied.	0,80	1,68	0,037	Algorithm converged.	-0,044	0,117	1,06	Algorithm converged.	0,94	1,20	0,4458	0,2610	0,94	Algorithm converged.	0,83	1,06
	>= 64 letters	318	50,3	147	46,2	298	47,5	146	49,0	0,90	Convergence criterion (GCONV=1E-8) satisfied.	0,65	1,23	-0,027	Algorithm converged.	-0,105	0,053	0,95	Algorithm converged.	0,81	1,12	0,4985		1,05	Algorithm converged.	0,90	1,24
	Missing	1	0,2	0	0,0	0	0,0	0	0,0	NE		NE	NE	NE	NE	NE	NE	NE	NE	NE	NE	NE		NE	NE	NE	NE
Geographic region	Europe	192	30,4	98	51,0	193	30,8	108	56,0	0,79	Convergence criterion (GCONV=1E-8) satisfied.	0,53	1,19	-0,056	Algorithm converged.	-0,154	0,042	0,90	Algorithm converged.	0,75	1,08	0,2579	0,0777	1,11	Algorithm converged.	0,93	1,34
	America	311	49,2	183	58,8	297	47,4	178	59,9	0,97	Convergence criterion (GCONV=1E-8) satisfied.	0,70	1,34	-0,005	Algorithm converged.	-0,083	0,072	1,00	Algorithm converged.	0,88	1,14	0,8416		1,00	Algorithm converged.	0,88	1,13
	Asia Pacific (inc. Australia)	67	10,6	35	52,2	65	10,4	24	36,9	2,06	Convergence criterion (GCONV=1E-8) satisfied.	1,00	4,27	0,185	Algorithm converged.	0,018	0,351	1,52	Algorithm converged.	1,06	2,18	0,0488		0,66	Algorithm converged.	0,46	0,94
Race/ethnicity	White	446	70,6	247	55,4	449	71,6	257	57,2	0,95	Convergence criterion (GCONV=1E-8) satisfied.	0,72	1,25	-0,009	Algorithm converged.	-0,072	0,054	0,99	Algorithm converged.	0,89	1,11	0,7110	0,1337	1,01	Algorithm converged.	0,90	1,12
	Asian	59	9,3	32	54,2	54	8,6	20	37,0	2,30	Convergence criterion (GCONV=1E-8) satisfied.	1,03	5,17	0,161	Algorithm converged.	-0,014	0,336	*	WARNING: The relative Hessian convergence criterion of 0.0302647832 is greater than the limit of 0.0001. The convergence is questionable.					*	WARNING: The relative Hessian convergence criterion of 0.0302647832 is greater than the limit of 0.0001. The convergence is questionable.		
	Other	48	7,6	30	62,5	40	6,4	26	65,0	0,84	Convergence criterion (GCONV=1E-8) satisfied.	0,32	2,16	-0,030	Algorithm converged.	-0,227	0,167	0,96	Algorithm converged.	0,72	1,28	0,7132		1,04	Algorithm converged.	0,78	1,39
	Unknown	17	2,7	7	41,2	12	1,9	7	58,3	0,74	Convergence criterion (GCONV=1E-8) satisfied.	0,11	4,87	-0,147	Algorithm converged.	-0,562	0,268	0,77	Algorithm converged.	0,31	1,94	0,7530		1,30	Algorithm converged.	0,52	3,27
Baseline HbA1c	<=8%	359	56,8	201	56,0	357	56,9	198	55,5	*	NE			0,007	Algorithm converged.	-0,064	0,078	1,02	Algorithm converged.	0,90	1,15	0,9171	0,8273	0,98	Algorithm converged.	0,87	1,11
	>8%	204	32,3	112	54,9	194	30,9	108	55,7	0,99	Convergence criterion (GCONV=1E-8) satisfied.	0,66	1,48	-0,004	Algorithm converged.	-0,099	0,092	0,99	Algorithm converged.	0,84	1,18	0,9461		1,01	Algorithm converged.	0,85	1,19
	Missing	7	1,1	3	42,9	4	0,6	4	100,0	0,00	Convergence criterion (GCONV=1E-8) satisfied.	0,00	NE	*	WARNING: The relative Hessian convergence criterion of 1.1487297962 is greater than the limit of 0.0001. The convergence is questionable.			*	WARNING: Negative of Hessian not positive definite.					*	WARNING: Negative of Hessian not positive definite.		
Prior IVT anti-VEGF therapy	Yes	124	19,6	61	49,2	130	20,7	68	52,3	0,89	Convergence criterion (GCONV=1E-8) satisfied.	0,54	1,47	-0,023	Algorithm converged.	-0,144	0,098	0,96	Algorithm converged.	0,78	1,21	0,6508	0,6299	1,04	Algorithm converged.	0,83	1,32
	No	446	70,6	255	57,2	425	67,8	242	56,9	1,02	Convergence criterion (GCONV=1E-8) satisfied.	0,77	1,34	0,003	Algorithm converged.	-0,061	0,067	1,01	Algorithm converged.	0,90	1,12	0,9035		0,99	Algorithm converged.	0,89	1,11
Baseline DR severity	<47	330	52,2	176	53,3	311	49,6	163	52,4	0,97	Convergence criterion (GCONV=1E-8) satisfied.	0,71	1,34	-0,007	Algorithm converged.	-0,082	0,068	0,97	Algorithm converged.	0,85	1,12	0,8752	0,6393	1,03	Algorithm converged.	0,89	1,18
	47 - 53	178	28,2	108	60,7	190	30,3	116	61,1	1,04	Convergence criterion (GCONV=1E-8) satisfied.	0,68	1,60	0,017	Algorithm converged.	-0,083	0,115	1,04	Algorithm converged.	0,89	1,22	0,8491		0,96	Algorithm converged.	0,82	1,12
	>53	52	8,2	27	51,9	37	5,9	23	62,2	0,65	Convergence criterion (GCONV=1E-8) satisfied.	0,26	1,59	-0,050	Algorithm converged.	-0,257	0,157	1,01	Algorithm converged.	0,68	1,52	0,3397		0,89	Algorithm converged.	0,66	1,48
	Missing	10	1,6	5	50,0	17	2,7	8	47,1	1,69	Convergence criterion (GCONV=1E-8) satisfied.	0,13	21,13	*	ERROR: The mean parameter is either invalid or at a limit of its range for some observations.			*	WARNING: The relative Hessian convergence criterion of 0.6973178271 is greater than the limit of 0.0001. The convergence is questionable.					*	WARNING: The relative Hessian convergence criterion of 0.6973178271 is greater than the limit of 0.0001. The convergence is questionable.		
Baseline DR severity	<=53	508	80,4	284	55,9	501	79,9	279	55,7	1,01	Convergence criterion (GCONV=1E-8) satisfied.	0,78	1,30	0,002	Algorithm converged.	-0,058	0,061	1,01	Algorithm converged.	0,91	1,12	0,9590	0,5722	0,99	Algorithm converged.	0,90	1,10
	>53	52	8,2	27	51,9	37	5,9	23	62,2	0,65	Convergence criterion (GCONV=1E-8) satisfied.	0,26	1,59	-0,050	Algorithm converged.	-0,257	0,157	1,01	Algorithm converged.	0,68	1,52	0,3397		0,89	Algorithm converged.	0,66	1,48
	Missing	10	1,6	5	50,0	17	2,7	8	47,1	1,69	Convergence criterion (GCONV=1E-8) satisfied.	0,13	21,13	*	ERROR: The mean parameter is either invalid or at a limit of its range for some observations.			*	WARNING: The relative Hessian convergence criterion of 0.6973178271 is greater than the limit of 0.0001. The convergence is questionable.					*	WARNING: The relative Hessian convergence criterion of 0.6973178271 is greater than the limit of 0.0001. The convergence is questionable.		
Medical history: renal disease	Yes	54	8,5	26	48,1	38	6,1	18	47,4	1,12	Convergence criterion (GCONV=1E-8) satisfied.	0,44	2,85	0,030	Algorithm converged.	-0,189	0,240	0,87	Algorithm converged.	0,55	1,37	0,8133	0,8117	1,15	Algorithm converged.	0,73	1,82
	No	516	81,6	290	56,2	517	82,5	292	56,5	0,99	Convergence criterion (GCONV=1E-8) satisfied.	0,77	1,27	0,000	Algorithm converged.	-0,058	0,059	1,01	Algorithm converged.	0,91	1,12	0,9140		0,99	Algorithm converged.	0,90	1,10
Medical history: cardiac disease	Yes	462	73,1	258	55,8	439	70,0	234	53,3	1,10	Convergence criterion (GCONV=1E-8) satisfied.	0,84	1,43	0,022	Algorithm converged.	-0,042	0,085	1,04	Algorithm converged.	0,93	1,17	0,5062	0,1275	0,96	Algorithm converged.	0,85	1,07
	No	108	17,1	58	53,7	116	18,5	76	65,5	0,61	Convergence criterion (GCONV=1E-8) satisfied.	0,34	1,09	-0,077	Algorithm converged.	-0,200	0,048	0,89	Algorithm converged.	0,73	1,09	0,0925		1,12	Algorithm converged.	0,92	1,38
Medical history: vascular disease	Yes	79	12,5	39	49,4	87	13,9	51	58,6	0,72	Convergence criterion (XCONV=0) satisfied.	0,38	1,38	-0,097	Algorithm converged.	-0,248	0,053	0,89	Algorithm converged.	0,67	1,17	0,3278	0,3101	1,13	Algorithm converged.	0,83	1,49
	No	491	77,7	277	56,4	468	74,6	259	55,3	1,06	Convergence criterion (GCONV=1E-8) satisfied.	0,82	1,38	0,015	Algorithm converged.	-0,046	0,076	1,02	Algorithm converged.	0,92	1,14	0,6455		0,98	Algorithm converged.	0,88	1,09
Study	Rhine	294	46,5	155	52,7	279	44,5	151	54,1	0,95	Convergence criterion (GCONV=1E-8) satisfied.	0,67	1,33	-0,014	Algorithm converged.	-0,092	0,063	0,97	Algorithm converged.	0,84	1,12	0,7530	0,5428	1,03	Algorithm converged.	0,90	1,19
	Yosemite	276	43,7	161	58,3	276	44,0	159	57,6	1,03	Convergence criterion (GCONV=1E-8) satisfied.	0,73	1,45	0,008	Algorithm converged.	-0,072	0,090	1,03	Algorithm converged.	0,90	1,18	0,8670		0,97	Algorithm converged.	0,85	1,12

Test for interaction based on RR (Log-binomial regression)
* indicates convergence problem. Result is uninterpretable.
Only patients with at least one value are used for analysis. For stratification Asia and rest of the world regions are combined due to a small number of enrolled patients. The stratification factor is excluded if it is the subgroup. OR is computed by stratified analysis, RR and ARD by adjusted analysis.
Early Termination (ET) visit was mapped to closest regular visit.
Treatment policy strategy was applied to non-COVID-19 related and hypothetical strategy was applied to COVID-19 related intercurrent events. COVID-19 related intercurrent events are: Disc. of Treatment due to COVID-19, Prohibited Treatment/Therapy due to COVID-19, Missed Dose at Week 44,48 or 52 due to COVID-19 and COVID-19 Death.
Clinical cut-off: YOSEMITE 01NOV2021 and RHINE 28OCT2021

Program: root/clinical_studies/RO6867461/CDT70122/share/ACE_pool_DME_CSR_Final/prod/program/t_eff_resp.sas
Output: root/clinical_studies/RO6867461/CDT70122/share/ACE_pool_DME_CSR_Final/prod/output_bc/t_eff_resp_sg_str_SBCVAG10_AVG_PREST_ITBC_OCTNOV2021_DME.xls
26MAR2022 8:58

POPULATION: Intent-to-Treat Population B vs. C
ENDPOINT: Proportion of Patients gaining >=10 in BCVA (Study Eye) averaged over Weeks 92, 96 and 100
MODEL: Stratified Analysis by Study, Baseline BCVA ETDRS letter score, Prior IVT anti-VEGF therapy, Geographic region (combined)
STUDY: GR40349 & GR40398
Dichotomous Analysis (Efficacy)

		Faricimab (PTI) (N=632)				Aflibercept (N=627)				Faricimab (PTI) vs. Aflibercept																Aflibercept vs. Faricimab (PTI)			
		Patients		Patients with Event		Patients		Patients with Event		Odds Ratio					Absolute Risk Difference				Relative Risk							Relative Risk			
Name	Level	n	%	n	%	n	%	n	%	Odds Ratio		Convergence Reason	95% Lower CL	95% Upper CL	Absolute Risk	Convergence Reason	95% Lower CL	95% Upper CL	Relative Risk	Convergence Reason	95% Lower CL	95% Upper CL	p-value (Cochran-Mantel-Haenszel)	Interaction Test p-value (likelihood ratio)	Relative Risk	Convergence Reason	95% Lower CL	95% Upper CL
All	n/a	553	87,5	305	55,2	513	81,8	311	60,6	0,80		Convergence criterion (GCONV=1E-8) satisfied.	0,63	1,03	-0,049	Algorithm converged.	-0,106	0,009	0,93	Algorithm converged.	0,84	1,02	0,0870		1,08	Algorithm converged.	0,98	1,18
Study	Rhine	283	44,8	148	52,3	254	40,5	151	59,4	0,75		Convergence criterion (GCONV=1E-8) satisfied.	0,53	1,07	-0,068	Algorithm converged.	-0,149	0,013	0,89	Algorithm converged.	0,77	1,02	0,1109	0,3206	1,12	Algorithm converged.	0,98	1,29
	Yosemite	270	42,7	157	58,1	259	41,3	160	61,8	0,86		Convergence criterion (GCONV=1E-8) satisfied.	0,60	1,23	-0,030	Algorithm converged.	-0,111	0,051	0,97	Algorithm converged.	0,85	1,10	0,4129		1,03	Algorithm converged.	0,91	1,17

Test for interaction based on RR (Log-binomial regression)
* indicates convergence problem. Result is uninterpretable.
Only patients with at least one value are used for analysis. For stratification Asia and rest of the world regions are combined due to a small number of enrolled patients. The stratification factor is excluded if it is the subgroup. OR is computed by stratified analysis, RR and ARD by adjusted analysis.
Early Termination (ET) visit was mapped to closest regular visit.
Treatment policy strategy was applied to non-COVID-19 related and hypothetical strategy was applied to COVID-19 related intercurrent events. COVID-19 related intercurrent events are: Disc. of Treatment due to COVID-19, Prohibited Treatment/Therapy due to COVID-19, Missed Dose at Week 88,92 or 96 due to COVID-19 and COVID-19 Death.
Clinical cut-off: YOSEMITE 01NOV2021 and RHINE 28OCT2021

Program: root/clinical_studies/RO6867461/CDT70122/share/ACE_pool_DME_CSR_Final/prod/program/t_eff_resp.sas
Output: root/clinical_studies/RO6867461/CDT70122/share/ACE_pool_DME_CSR_Final/prod/output_bc/t_eff_resp_str_SBCVAG10_AVG2_PREST_ITBC_OCTNOV2021_DME.xls
26MAR2022 10:09

POPULATION: Intent-to-Treat Population B vs. C
ENDPOINT: Proportion of Patients gaining >=10 in BCVA (Study Eye) averaged over Weeks 92, 96 and 100
MODEL: Adjusted Analysis by Study, Baseline BCVA ETDRS letter score, Prior IVT anti-VEGF therapy, Geographic region
STUDY: GR40349 & GR40398
Forest Plot of Relative Risk

Study	Total n	Aflibercept (N=627) n	Aflibercept (N=627) n Responder	Faricimab (PTI) (N=632) n	Faricimab (PTI) (N=632) n Responder	Relative Risk	95% CI
All Patients	1066	513	311	553	305	0.93	(0.84, 1.02)
Study							
Rhine	537	254	151	283	148	0.89	(0.77, 1.02)
Yosemite	529	259	160	270	157	0.97	(0.85, 1.10)

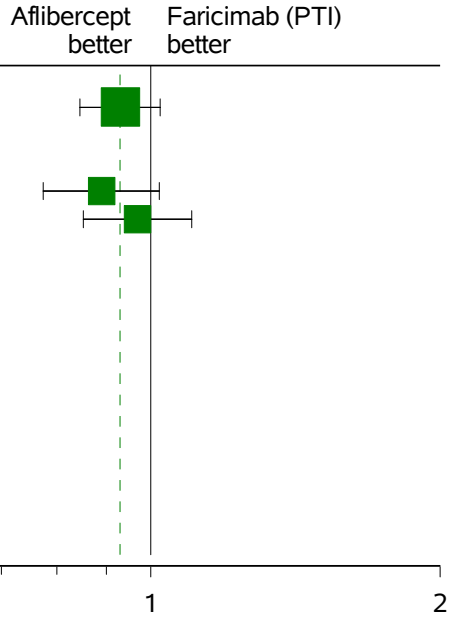

Only patients with at least one value are used for analysis. For adjustment Asia and rest of the world regions are combined due to a small number of enrolled patients.
The adjustment factor is excluded if it is the subgroup.
Early Termination (ET) visit was mapped to closest regular visit.
Treatment policy strategy was applied to non-COVID-19 related and hypothetical strategy was applied to COVID-19 related intercurrent events. COVID-19 related intercurrent events are:
Disc. of Treatment due to COVID-19, Prohibited Treatment/Therapy due to COVID-19, Missed Dose at Week 88,92 or 96 due to COVID-19 and COVID-19 Death.
Clinical cut-off: YOSEMITE 01NOV2021 and RHINE 28OCT2021
Program: root/clinical_studies/RO6867461/CDT70122/share/ACE_pool_DME_Base/prod/program/g_forest_rr.sas
Output: root/clinical_studies/RO6867461/CDT70122/share/ACE_pool_DME_CSR_Final/prod/output_bc/g_forest_rr_str_SBCVAG10_AVG2_PREST_ITBC_OCTNOV2021_DME.pdf 06OCT2022 17:41

POPULATION: Intent-to-Treat Population B vs. C
ENDPOINT: Proportion of Patients gaining >=10 in BCVA (Study Eye) averaged over Weeks 92, 96 and 100
MODEL: Stratified Analysis by Study, Baseline BCVA ETDRS letter score, Prior IVT anti-VEGF therapy, Geographic region
STUDY: GR40349 & GR40398
Forest Plot of Odds Ratio

Study	Total n	Aflibercept (N=627) n	Aflibercept (N=627) n Responder	Faricimab (PTI) (N=632) n	Faricimab (PTI) (N=632) n Responder	Odds Ratio	95% CI
All Patients	1066	513	311	553	305	0.80	(0.63, 1.03)
Study							
Rhine	537	254	151	283	148	0.75	(0.53, 1.07)
Yosemite	529	259	160	270	157	0.86	(0.60, 1.23)

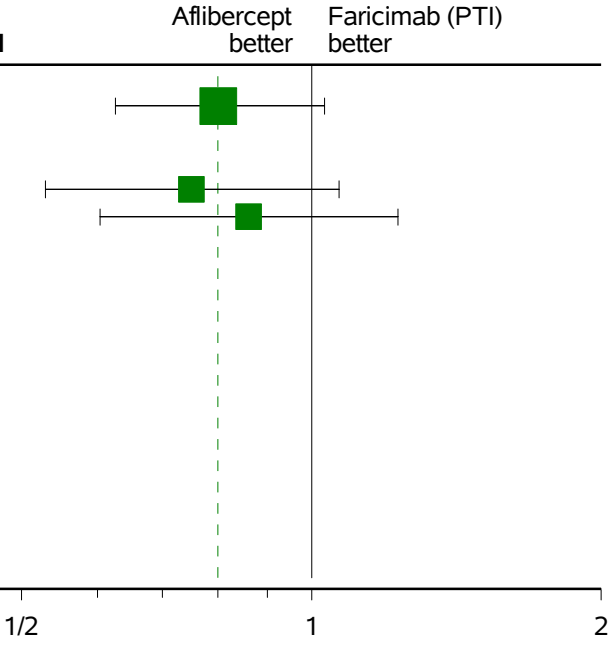

Only patients with at least one value are used for analysis. For stratification Asia and rest of the world regions are combined due to a small number of enrolled patients.
Early Termination (ET) visit was mapped to closest regular visit.
Treatment policy strategy was applied to non-COVID-19 related and hypothetical strategy was applied to COVID-19 related intercurrent events. COVID-19 related intercurrent events are:
Disc. of Treatment due to COVID-19, Prohibited Treatment/Therapy due to COVID-19, Missed Dose at Week 88,92 or 96 due to COVID-19 and COVID-19 Death.
Clinical cut-off: YOSEMITE 01NOV2021 and RHINE 28OCT2021
Program: root/clinical_studies/RO6867461/CDT70122/share/ACE_pool_DME_Base/prod/program/g_forest_or.sas
Output: root/clinical_studies/RO6867461/CDT70122/share/ACE_pool_DME_CSR_Final/prod/output_bc/g_forest_or_str_SBCVAG10_AVG2_PREST_ITBC_OCTNOV2021_DME.pdf 30SEP2022 12:09

POPULATION: Intent-to-Treat Population B vs. C
ENDPOINT: Proportion of Patients gaining >=10 in BCVA (Study Eye) averaged over Weeks 92, 96 and 100
MODEL: Stratified Analysis by Study, Baseline BCVA ETDRS letter score, Prior IVT anti-VEGF therapy, Geographic region (combined)
STUDY: GR40349 & GR40398
Dichotomous Analysis by Subgroups (Efficacy)

		Faricimab (PTI) (N=632)				Aflibercept (N=627)				Faricimab (PTI) vs. Aflibercept																Aflibercept vs. Faricimab (PTI)			
		Patients		Patients with Event		Patients		Patients with Event		Odds Ratio					Absolute Risk Difference				Relative Risk							Relative Risk			
Name	Level	n	%	n	%	n	%	n	%	Odds Ratio	Convergence Reason	95% Lower CL	95% Upper CL		Absolute Risk	Convergence Reason	95% Lower CL	95% Upper CL	Relative Risk	Convergence Reason	95% Lower CL	95% Upper CL	p-value (Cochran-Mantel Haenszel)	p-value (likelihood ratio)		Relative Risk	Convergence Reason	95% Lower CL	95% Upper CL
All	n/a	553	87,5	305	55,2	513	81,8	311	60,6	0,80	Convergence criterion (GCONV=1E-8) satisfied.	0,63	1,03		-0,049	Algorithm converged.	-0,106	0,009	0,93	Algorithm converged.	0,84	1,02	0,0870			1,08	Algorithm converged.	0,98	1,18
Sex	Male	347	54,9	201	57,9	283	46,7	179	61,1	0,86	Convergence criterion (GCONV=1E-8) satisfied.	0,62	1,20		-0,036	Algorithm converged.	-0,108	0,036	0,95	Algorithm converged.	0,84	1,06	0,3816	0,5504		1,06	Algorithm converged.	0,94	1,18
	Female	206	32,6	104	50,5	230	35,1	132	60,0	0,69	Convergence criterion (GCONV=1E-8) satisfied.	0,47	1,03		-0,084	Algorithm converged.	-0,177	0,009	0,88	Algorithm converged.	0,74	1,04	0,0668			1,14	Algorithm converged.	0,96	1,35
Age	< 65 years	311	49,2	194	62,4	309	49,3	204	66,0	0,89	Convergence criterion (GCONV=1E-8) satisfied.	0,64	1,25		-0,019	Algorithm converged.	-0,092	0,054	0,99	Algorithm converged.	0,89	1,10	0,5033	0,2087		1,01	Algorithm converged.	0,91	1,13
	>= 65 years	242	38,3	111	45,9	204	32,5	107	52,5	0,69	Convergence criterion (GCONV=1E-8) satisfied.	0,46	1,01		-0,082	Algorithm converged.	-0,172	0,008	0,84	Algorithm converged.	0,70	1,00	0,0571			1,20	Algorithm converged.	1,00	1,42
Age	< 75 years	507	80,2	282	55,6	477	76,1	295	61,8	0,79	Convergence criterion (GCONV=1E-8) satisfied.	0,61	1,02		-0,055	Algorithm converged.	-0,115	0,005	0,92	Algorithm converged.	0,83	1,02	0,0729	0,4005		1,09	Algorithm converged.	0,98	1,20
	>= 75 years	46	7,3	23	50,0	36	5,7	16	44,4	1,03	Convergence criterion (GCONV=1E-8) satisfied.	0,36	2,97	*	WARNING: The relative Hessian convergence criterion of 0.0813105298 is greater than the limit of 0.0001. The convergence is questionable.				*	WARNING: The relative Hessian convergence criterion of 0.7556647749 is greater than the limit of 0.0001. The convergence is questionable.					*	WARNING: The relative Hessian convergence criterion of 0.7556647749 is greater than the limit of 0.0001. The convergence is questionable.		
Baseline BCVA ETDRS letter score	< 64 letters	235	37,2	163	69,4	238	38,0	166	69,7	0,96	Convergence criterion (GCONV=1E-8) satisfied.	0,64	1,43		-0,001	Algorithm converged.	-0,082	0,079	1,01	Algorithm converged.	0,90	1,13	0,8425	0,0999		0,99	Algorithm converged.	0,89	1,11
	>= 64 letters	317	50,2	142	44,8	275	43,9	145	52,7	0,73	Convergence criterion (GCONV=1E-8) satisfied.	0,53	1,01		-0,078	Algorithm converged.	-0,158	0,002	0,85	Algorithm converged.	0,73	1,01	0,0568			1,17	Algorithm converged.	0,99	1,38
	Missing	1	0,2	0	0,0	0	0,0	0	0,0	NE		NE	NE		NE	NE	NE	NE	NE	NE	NE	NE	NE			NE	NE	NE	NE
Geographic region	Europe	188	29,7	102	54,3	182	29,0	113	62,1	0,72	Convergence criterion (GCONV=1E-8) satisfied.	0,47	1,09		-0,078	Algorithm converged.	-0,177	0,022	0,87	Algorithm converged.	0,74	1,04	0,1236	0,3110		1,14	Algorithm converged.	0,97	1,36
	America	301	47,6	172	57,1	273	43,5	174	63,7	0,77	Convergence criterion (GCONV=1E-8) satisfied.	0,54	1,08		-0,056	Algorithm converged.	-0,133	0,021	0,93	Algorithm converged.	0,82	1,05	0,1301			1,07	Algorithm converged.	0,95	1,22
	Asia Pacific (inc. Australia)	64	10,1	31	48,4	58	9,3	24	41,4	1,40	Convergence criterion (GCONV=1E-8) satisfied.	0,67	2,94		0,081	Algorithm converged.	-0,090	0,252	1,14	Algorithm converged.	0,77	1,69	0,3674			0,88	Algorithm converged.	0,59	1,30
Race/ethnicity	White	436	69,0	248	56,9	416	66,3	259	62,3	0,82	Convergence criterion (GCONV=1E-8) satisfied.	0,62	1,09		-0,040	Algorithm converged.	-0,103	0,024	0,95	Algorithm converged.	0,86	1,05	0,1713	0,3778		1,05	Algorithm converged.	0,95	1,16
	Asian	56	8,9	28	50,0	48	7,7	20	41,7		NE			*	WARNING: The relative Hessian convergence criterion of 0.00026938 is greater than the limit of 0.0001. The convergence is questionable.				*	WARNING: The relative Hessian convergence criterion of 0.0584892031 is greater than the limit of 0.0001. The convergence is questionable.					*	WARNING: The relative Hessian convergence criterion of 0.0584892031 is greater than the limit of 0.0001. The convergence is questionable.		
	Other	44	7,0	24	54,5	36	5,7	23	63,9	0,67	Convergence criterion (GCONV=1E-8) satisfied.	0,26	1,71		-0,115	Algorithm converged.	-0,333	0,103	0,82	Algorithm converged.	0,57	1,17	0,4013			1,22	Algorithm converged.	0,86	1,74
	Unknown	17	2,7	5	29,4	13	2,1	9	69,2	0,09	Convergence criterion (GCONV=1E-8) satisfied.	0,01	0,94		-0,347	Algorithm converged.	-0,742	0,048		WARNING: The relative Hessian convergence criterion of 0.0494624875 is greater than the limit of 0.0001. The convergence is questionable.							WARNING: The relative Hessian convergence criterion of 0.0494624875 is greater than the limit of 0.0001. The convergence is questionable.		
Baseline HbA1c	<=8%	351	55,5	201	57,3	323	51,5	195	60,4	0,88	Convergence criterion (GCONV=1E-8) satisfied.	0,64	1,21		-0,022	Algorithm converged.	-0,094	0,049	0,97	Algorithm converged.	0,87	1,09	0,4258	0,4028		1,03	Algorithm converged.	0,92	1,15
	>8%	195	30,9	101	51,8	185	29,5	112	60,5	0,72	Convergence criterion (GCONV=1E-8) satisfied.	0,48	1,09		-0,078	Algorithm converged.	-0,176	0,019	0,89	Algorithm converged.	0,75	1,05	0,1190			1,13	Algorithm converged.	0,95	1,34
	Missing	7	1,1	3	42,9	5	0,8	4	80,0		NE			*	ERROR: The mean parameter is either invalid or at a limit of its range for some observations.				*	WARNING: Negative of Hessian not positive definite.					*	WARNING: Negative of Hessian not positive definite.		
Prior IVT anti-VEGF therapy	Yes	119	18,8	57	47,9	118	18,8	72	61,0	0,60	Convergence criterion (GCONV=1E-8) satisfied.	0,36	1,01		-0,121	Algorithm converged.	-0,245	0,003	0,82	Algorithm converged.	0,65	1,03	0,0526	0,2395		1,23	Algorithm converged.	0,97	1,55
	No	434	68,7	248	57,1	395	63,0	239	60,5	0,88	Convergence criterion (GCONV=1E-8) satisfied.	0,66	1,17		-0,030	Algorithm converged.	-0,095	0,034	0,95	Algorithm converged.	0,86	1,06	0,3700			1,05	Algorithm converged.	0,95	1,17
Baseline DR severity	<47	323	51,1	166	51,4	291	46,4	174	59,8	0,67	Convergence criterion (GCONV=1E-8) satisfied.	0,48	0,93		-0,097	Algorithm converged.	-0,173	-0,021	0,84	Algorithm converged.	0,74	0,96	0,0166	0,0462		1,19	Algorithm converged.	1,05	1,34
	47 - 53	174	27,5	104	60,0	177	28,2	110	62,1	1,00	Convergence criterion (GCONV=1E-8) satisfied.	0,64	1,56		0,007	Algorithm converged.	-0,093	0,108	1,03	Algorithm converged.	0,88	1,21	0,9970			0,97	Algorithm converged.	0,83	1,14
	>53	47	7,4	29	61,7	28	4,5	18	64,3	0,94	Convergence criterion (GCONV=1E-8) satisfied.	0,30	2,99	*	WARNING: The relative Hessian convergence criterion of 0.0037839108 is greater than the limit of 0.0001. The convergence is questionable.				*	WARNING: The relative Hessian convergence criterion of 0.1103029462 is greater than the limit of 0.0001. The convergence is questionable.					*	WARNING: The relative Hessian convergence criterion of 0.1103029462 is greater than the limit of 0.0001. The convergence is questionable.		
	Missing	9	1,4	4	44,4	17	2,7	9	52,9	1,41	Convergence criterion (GCONV=1E-8) satisfied.	0,08	23,57	*	WARNING: The relative Hessian convergence criterion of 0.0401337256 is greater than the limit of 0.0001. The convergence is questionable.				*	WARNING: The relative Hessian convergence criterion of 1.5311216255 is greater than the limit of 0.0001. The convergence is questionable.					*	WARNING: The relative Hessian convergence criterion of 1.5311216255 is greater than the limit of 0.0001. The convergence is questionable.		
Baseline DR severity	<=53	497	78,6	272	54,7	468	74,6	284	60,7	0,78	Convergence criterion (GCONV=1E-8) satisfied.	0,60	1,01		-0,057	Algorithm converged.	-0,117	0,004	0,92	Algorithm converged.	0,83	1,01	0,0628	0,2039		1,09	Algorithm converged.	0,99	1,21
	>53	47	7,4	29	61,7	28	4,5	18	64,3	0,94	Convergence criterion (GCONV=1E-8) satisfied.	0,30	2,99	*	WARNING: The relative Hessian convergence criterion of 0.0037839108 is greater than the limit of 0.0001. The convergence is questionable.				*	WARNING: The relative Hessian convergence criterion of 0.1103029462 is greater than the limit of 0.0001. The convergence is questionable.					*	WARNING: The relative Hessian convergence criterion of 0.1103029462 is greater than the limit of 0.0001. The convergence is questionable.		
	Missing	9	1,4	4	44,4	17	2,7	9	52,9	1,41	Convergence criterion (GCONV=1E-8) satisfied.	0,08	23,57	*	WARNING: The relative Hessian convergence criterion of 0.0401337256 is greater than the limit of 0.0001. The convergence is questionable.				*	WARNING: The relative Hessian convergence criterion of 1.5311216255 is greater than the limit of 0.0001. The convergence is questionable.					*	WARNING: The relative Hessian convergence criterion of 1.5311216255 is greater than the limit of 0.0001. The convergence is questionable.		
Medical history: renal disease	Yes	52	8,2	25	48,1	29	4,6	19	65,5	0,49	Convergence criterion (GCONV=1E-8) satisfied.	0,17	1,43		-0,218	Algorithm converged.	-0,447	0,010		WARNING: The relative Hessian convergence criterion of 0.0038334151 is greater than the limit of 0.0001. The convergence is questionable.							WARNING: The relative Hessian convergence criterion of 0.0038334151 is greater than the limit of 0.0001. The convergence is questionable.		
	No	501	79,3	280	55,9	484	77,2	292	60,3	0,84	Convergence criterion (GCONV=1E-8) satisfied.	0,65	1,09		-0,036	Algorithm converged.	-0,096	0,023	0,95	Algorithm converged.	0,86	1,05	0,2009			1,05	Algorithm converged.	0,95	1,16
Medical history: cardiac disease	Yes	443	70,1	248	56,0	405	64,6	235	58,0	0,90	Convergence criterion (GCONV=1E-8) satisfied.	0,68	1,20		-0,024	Algorithm converged.	-0,088	0,041	0,97	Algorithm converged.	0,87	1,08	0,4746	0,1280		1,04	Algorithm converged.	0,93	1,16
	No	110	17,4	57	51,8	108	17,2	76	70,4	0,65	Convergence criterion (GCONV=1E-8) satisfied.	0,30	0,99		-0,150	Algorithm converged.	-0,277	-0,022	0,79	Algorithm converged.	0,64	0,99	0,0449			1,26	Algorithm converged.	1,01	1,57
Medical history: vascular disease	Yes	75	11,9	42	56,0	82	13,1	52	63,4	0,79	Convergence criterion (GCONV=1E-8) satisfied.	0,40	1,58		-0,060	Algorithm converged.	-0,213	0,094	0,95	Algorithm converged.	0,73	1,22	0,5087	0,7951		1,06	Algorithm converged.	0,82	1,36
	No	478	75,6	263	55,0	431	68,7	259	60,1	0,82	Convergence criterion (GCONV=1E-8) satisfied.	0,63	1,08		-0,045	Algorithm converged.	-0,107	0,017	0,93	Algorithm converged.	0,84	1,03	0,1523			1,08	Algorithm converged.	0,97	1,20
Study	Rhine	283	44,8	148	52,3	254	40,5	151	59,4	0,75	Convergence criterion (GCONV=1E-8) satisfied.	0,53	1,07		-0,068	Algorithm converged.	-0,149	0,013	0,89	Algorithm converged.	0,73	1,02	0,1109	0,3206		1,12	Algorithm converged.	0,98	1,29
	Yosemite	270	42,7	157	58,1	259	41,3	160	61,8	0,86	Convergence criterion (GCONV=1E-8) satisfied.	0,60	1,23		-0,030	Algorithm converged.	-0,111	0,051	0,97	Algorithm converged.	0,85	1,10	0,4129			1,03	Algorithm converged.	0,91	1,17

Test for interaction based on RR (Log-binomial regression)
* indicates convergence problem. Result is uninterpretable.
Only patients with at least one value are used for analysis. For stratification Asia and rest of the world regions are combined due to a small number of enrolled patients. The stratification factor is excluded if it is the subgroup. OR is computed by stratified analysis, RR and ARD by adjusted analysis.
Early Termination (ET) visit was mapped to closest regular visit.
Treatment policy strategy was applied to non-COVID-19 related and hypothetical strategy was applied to COVID-19 related intercurrent events. COVID-19 related intercurrent events are: Disc. of Treatment due to COVID-19, Prohibited Treatment/Therapy due to COVID-19, Missed Dose at Week 88,92 or 96 due to COVID-19 and COVID-19 Death.
Clinical cut-off: YOSEMITE 01NOV2021 and RHINE 28OCT2021

Program: root/clinical_studies/RO6867461/CDT70122/share/ACE_pool_DME_CSR_Final/prod/program/t_eff_resp.sas
Output: root/clinical_studies/RO6867461/CDT70122/share/ACE_pool_DME_CSR_Final/prod/output_bc/t_eff_resp_ag_str_SBCVAG10_AVG2_PREST_ITBC_OCTNOV2021_DME.xls
26MAR2022 9:09

POPULATION: Intent-to-Treat Population B vs. C
ENDPOINT: Proportion of Patients gaining >=15 in BCVA (Study Eye) averaged over Weeks 48, 52 and 56
MODEL: Stratified Analysis by Study, Baseline BCVA ETDRS letter score, Prior IVT anti-VEGF therapy, Geographic region (combined)
STUDY: GR40349 & GR40398
Dichotomous Analysis (Efficacy)

		Faricimab (PTI) (N=632)				Aflibercept (N=627)				Faricimab (PTI) vs. Aflibercept																Aflibercept vs. Faricimab (PTI)				
		Patients		Patients with Event		Patients		Patients with Event		Odds Ratio					Absolute Risk Difference				Relative Risk							Relative Risk				
Name	Level	n	%	n	%	n	%	n	%	Odds Ratio		Convergence Reason	95% Lower CL	95% Upper CL	Absolute Risk		Convergence Reason	95% Lower CL	95% Upper CL	Relative Risk		Convergence Reason	95% Lower CL	95% Upper CL	p-value (Cochran-Mantel-Haenszel)	Interaction Test p-value (likelihood ratio)	Relative Risk		Convergence Reason	95% Lower CL	95% Upper CL
All	n/a	570	90,2	181	31,8	555	88,5	173	31,2	1,03		Convergence criterion (GCONV=1E-8) satisfied.	0,80	1,34	0,002		Algorithm converged.	-0,049	0,052	1,04		Algorithm converged.	0,88	1,22	0,7992		0,96		Algorithm converged.	0,82	1,13
Study	Rhine	294	46,5	83	28,2	279	44,5	85	30,5	0,90		Convergence criterion (GCONV=1E-8) satisfied.	0,62	1,30	-0,032		Algorithm converged.	-0,100	0,037	0,97		Algorithm converged.	0,76	1,23	0,5707	0,4354	1,03		Algorithm converged.	0,81	1,32
	Yosemite	276	43,7	98	35,5	276	44,0	88	31,9	1,19		Convergence criterion (GCONV=1E-8) satisfied.	0,82	1,72	0,039		Algorithm converged.	-0,035	0,113	1,10		Algorithm converged.	0,88	1,37	0,3594		0,91		Algorithm converged.	0,73	1,13

Test for interaction based on RR (Log-binomial regression)
* indicates convergence problem. Result is uninterpretable.
Only patients with at least one value are used for analysis. For stratification Asia and rest of the world regions are combined due to a small number of enrolled patients. The stratification factor is excluded if it is the subgroup. OR is computed by stratified analysis, RR and ARD by adjusted analysis.
Early Termination (ET) visit was mapped to closest regular visit.
Treatment policy strategy was applied to non-COVID-19 related and hypothetical strategy was applied to COVID-19 related intercurrent events. COVID-19 related intercurrent events are: Disc. of Treatment due to COVID-19, Prohibited Treatment/Therapy due to COVID-19, Missed Dose at Week 44,48 or 52 due to COVID-19 and COVID-19 Death.
Clinical cut-off: YOSEMITE 01NOV2021 and RHINE 28OCT2021

Program: root/clinical_studies/RO6867461/CDT70122/share/ACE_pool_DME_CSR_Final/prod/program/t_eff_resp.sas
Output: root/clinical_studies/RO6867461/CDT70122/share/ACE_pool_DME_CSR_Final/prod/output_bc/t_eff_resp_str_SBCVAG15_AVG_PREST_ITBC_OCTNOV2021_DME.xls
26MAR2022 9:56

POPULATION: Intent-to-Treat Population B vs. C
ENDPOINT: Proportion of Patients gaining >=15 in BCVA (Study Eye) averaged over Weeks 48, 52 and 56
MODEL: Adjusted Analysis by Study, Baseline BCVA ETDRS letter score, Prior IVT anti-VEGF therapy, Geographic region
STUDY: GR40349 & GR40398
Forest Plot of Relative Risk

Study	Total n	Aflibercept (N=627) n	Aflibercept (N=627) n Responder	Faricimab (PTI) (N=632) n	Faricimab (PTI) (N=632) n Responder	Relative Risk	95% CI
All Patients	1125	555	173	570	181	1.04	(0.88, 1.22)
Study							
Rhine	573	279	85	294	83	0.97	(0.76, 1.23)
Yosemite	552	276	88	276	98	1.10	(0.88, 1.37)

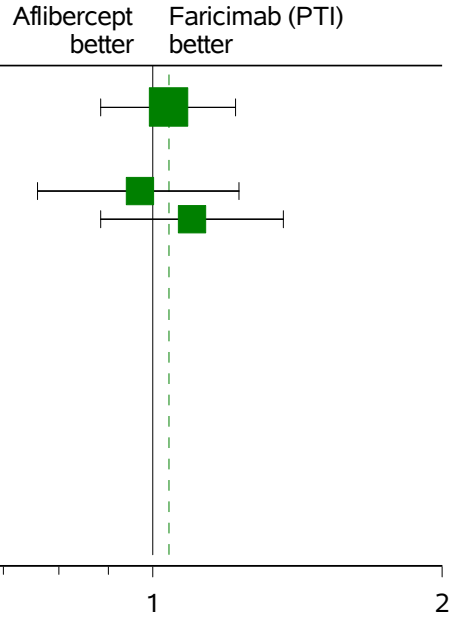

Only patients with at least one value are used for analysis. For adjustment Asia and rest of the world regions are combined due to a small number of enrolled patients.
The adjustment factor is excluded if it is the subgroup.
Early Termination (ET) visit was mapped to closest regular visit.
Treatment policy strategy was applied to non-COVID-19 related and hypothetical strategy was applied to COVID-19 related intercurrent events. COVID-19 related intercurrent events are:
Disc. of Treatment due to COVID-19, Prohibited Treatment/Therapy due to COVID-19, Missed Dose at Week 44,48 or 52 due to COVID-19 and COVID-19 Death.
Clinical cut-off: YOSEMITE 01NOV2021 and RHINE 28OCT2021
Program: root/clinical_studies/RO6867461/CDT70122/share/ACE_pool_DME_Base/prod/program/g_forest_rr.sas
Output: root/clinical_studies/RO6867461/CDT70122/share/ACE_pool_DME_CSR_Final/prod/output_bc/g_forest_rr_str_SBCVAG15_AVG_PREST_ITBC_OCTNOV2021_DME.pdf 06OCT2022 17:36

POPULATION: Intent-to-Treat Population B vs. C
ENDPOINT: Proportion of Patients gaining >=15 in BCVA (Study Eye) averaged over Weeks 48, 52 and 56
MODEL: Stratified Analysis by Study, Baseline BCVA ETDRS letter score, Prior IVT anti-VEGF therapy, Geographic region
STUDY: GR40349 & GR40398
Forest Plot of Odds Ratio

Study	Total n	Aflibercept (N=627) n	Aflibercept (N=627) n Responder	Faricimab (PTI) (N=632) n	Faricimab (PTI) (N=632) n Responder	Odds Ratio	95% CI
All Patients	1125	555	173	570	181	1.03	(0.80, 1.34)
Study							
Rhine	573	279	85	294	83	0.90	(0.62, 1.30)
Yosemite	552	276	88	276	98	1.19	(0.82, 1.72)

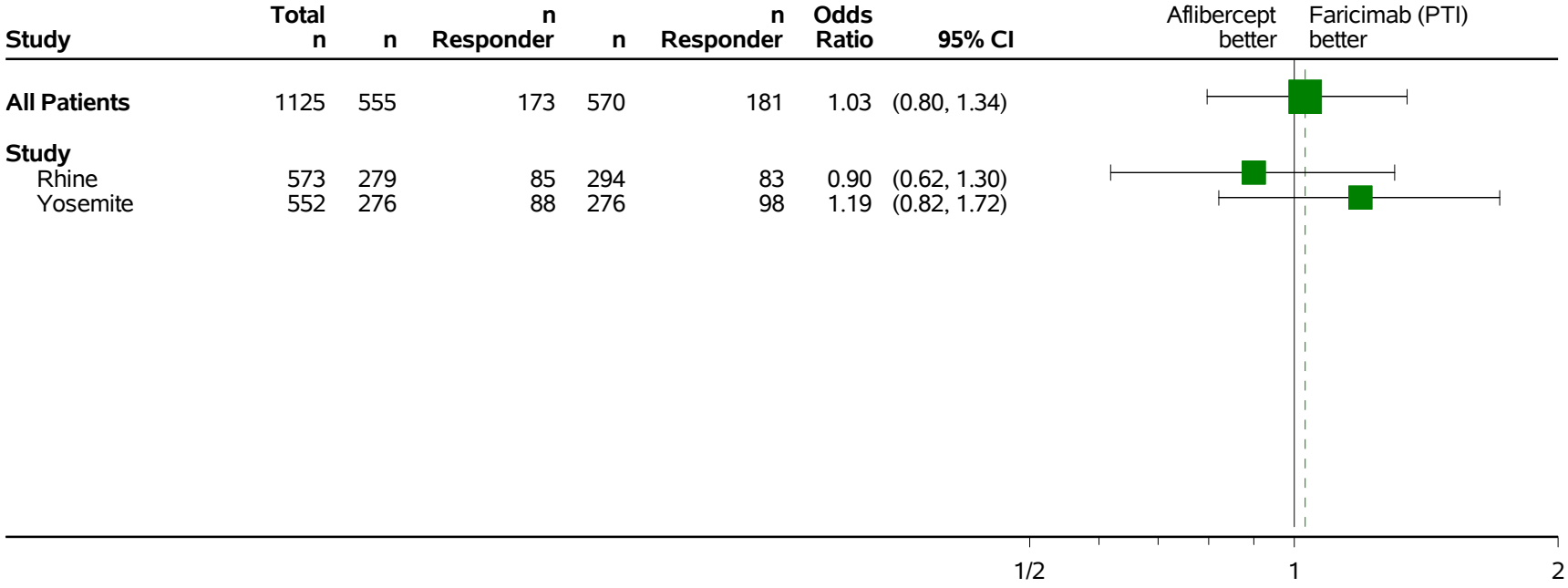

Only patients with at least one value are used for analysis. For stratification Asia and rest of the world regions are combined due to a small number of enrolled patients.
Early Termination (ET) visit was mapped to closest regular visit.
Treatment policy strategy was applied to non-COVID-19 related and hypothetical strategy was applied to COVID-19 related intercurrent events. COVID-19 related intercurrent events are:
Disc. of Treatment due to COVID-19, Prohibited Treatment/Therapy due to COVID-19, Missed Dose at Week 44,48 or 52 due to COVID-19 and COVID-19 Death.
Clinical cut-off: YOSEMITE 01NOV2021 and RHINE 28OCT2021
Program: root/clinical_studies/RO6867461/CDT70122/share/ACE_pool_DME_Base/prod/program/g_forest_or.sas
Output: root/clinical_studies/RO6867461/CDT70122/share/ACE_pool_DME_CSR_Final/prod/output_bc/g_forest_or_str_SBCVAG15_AVG_PREST_ITBC_OCTNOV2021_DME.pdf 30SEP2022 12:02

POPULATION: Intent-to-Treat Population B vs. C
ENDPOINT: Proportion of Patients gaining >=15 in BCVA (Study Eye) averaged over Weeks 48, 52 and 56
MODEL: Stratified Analysis by Study, Baseline BCVA ETDRS letter score, Prior IVT anti-VEGF therapy, Geographic region (combined)
STUDY: GR40349 & GR40398
Dichotomous Analysis by Subgroups (Efficacy)

		Faricimab (PTI) (N=632)				Aflibercept (N=627)				Faricimab (PTI) vs. Aflibercept														Aflibercept vs. Faricimab (PTI)			
		Patients		Patients with Event		Patients		Patients with Event		Odds Ratio				Absolute Risk Difference				Relative Risk						Relative Risk			
Name	Level	n	%	n	%	n	%	n	%	Odds Ratio	Convergence Reason	95% Lower CL	95% Upper CL	Absolute Risk	Convergence Reason	95% Lower CL	95% Upper CL	Relative Risk	Convergence Reason	95% Lower CL	95% Upper CL	p-value (Cochran-Mantel-Haenszel)	Interaction Test p-value (likelihood ratio)	Relative Risk	Convergence Reason	95% Lower CL	95% Upper CL
All	n/a	570	90,2	181	31,8	555	88,5	173	31,2	1,03	Convergence criterion (GCONV=1E-8) satisfied.	0,80	1,34	0,002	Algorithm converged.	-0,049	0,052	1,04	Algorithm converged.	0,88	1,22	0,7992		0,96	Algorithm converged.	0,82	1,13
Sex	Male	356	56,3	114	32,0	320	51,0	102	31,9	1,00	Convergence criterion (GCONV=1E-8) satisfied.	0,71	1,41	0,006	Algorithm converged.	-0,057	0,070	1,01	Algorithm converged.	0,83	1,24	0,9884	0,7755	0,99	Algorithm converged.	0,81	1,21
	Female	214	33,9	67	31,3	235	37,5	71	30,2	1,05	Convergence criterion (GCONV=1E-8) satisfied.	0,70	1,59	-0,010	Algorithm converged.	-0,092	0,073	1,08	Algorithm converged.	0,82	1,40	0,8012		0,93	Algorithm converged.	0,71	1,21
Age	< 65 years	318	50,3	113	35,5	330	52,6	116	35,2	1,04	Convergence criterion (GCONV=1E-8) satisfied.	0,74	1,46	0,005	Algorithm converged.	-0,065	0,074	1,03	Algorithm converged.	0,84	1,25	0,8138	0,9020	0,97	Algorithm converged.	0,80	1,18
	>= 65 years	252	39,9	68	27,0	225	35,9	57	25,3	0,97	Convergence criterion (GCONV=1E-8) satisfied.	0,63	1,50	-0,022	Algorithm converged.	-0,094	0,050	1,04	Algorithm converged.	0,79	1,38	0,9064		0,96	Algorithm converged.	0,73	1,27
Age	< 75 years	525	83,1	167	31,8	513	81,8	163	31,8	1,02	Convergence criterion (GCONV=1E-8) satisfied.	0,78	1,34	0,001	Algorithm converged.	-0,052	0,053	1,01	Algorithm converged.	0,86	1,20	0,8616	0,3709	0,99	Algorithm converged.	0,83	1,16
	>= 75 years	45	7,1	14	31,1	42	6,7	10	23,8	1,13	Convergence criterion (GCONV=1E-8) satisfied.	0,36	3,49	*	WARNING: The relative Hessian convergence criterion of 0.1480582702 is greater than the limit of 0.0001. The convergence is questionable.			*	ERROR: The mean parameter is either invalid or at a limit of its range for some observations.					*	ERROR: The mean parameter is either invalid or at a limit of its range for some observations.		
Baseline BCVA ETDRS letter score	< 64 letters	251	39,7	123	49,0	257	41,0	105	40,9	1,38	Convergence criterion (GCONV=1E-8) satisfied.	0,96	1,99	0,077	Algorithm converged.	-0,007	0,161	1,18	Algorithm converged.	0,98	1,42	0,0794	0,0332	0,85	Algorithm converged.	0,70	1,02
	>= 64 letters	318	50,3	58	18,2	298	47,5	68	22,8	0,76	Convergence criterion (GCONV=1E-8) satisfied.	0,51	1,12	-0,046	Algorithm converged.	-0,109	0,018	0,80	Algorithm converged.	0,59	1,09	0,1607		1,25	Algorithm converged.	0,91	1,70
	Missing	1	0,2	0	0,0	0	0,0	0	0,0	NE		NE	NE	NE	NE	NE	NE	NE	NE	NE	NE	NE		NE	NE	NE	NE
Geographic region	Europe	192	30,4	50	26,0	193	30,8	56	29,0	0,82	Convergence criterion (GCONV=1E-8) satisfied.	0,52	1,28	-0,034	Algorithm converged.	-0,121	0,052	0,86	Algorithm converged.	0,62	1,18	0,3797	0,1559	1,16	Algorithm converged.	0,85	1,60
	America	311	49,2	112	36,0	297	47,4	105	35,4	1,05	Convergence criterion (GCONV=1E-8) satisfied.	0,75	1,49	0,000	Algorithm converged.	-0,072	0,071	1,06	Algorithm converged.	0,87	1,29	0,7647		0,94	Algorithm converged.	0,77	1,15
	Asia Pacific (inc. Australia)	67	10,6	19	28,4	63	10,4	12	18,5	2,04	Convergence criterion (GCONV=1E-8) satisfied.	0,84	6,94	0,095	Algorithm converged.	-0,053	0,243	1,71	Algorithm converged.	0,94	3,10	0,1109		0,59	Algorithm converged.	0,32	1,06
Race/ethnicity	White	446	70,6	148	33,2	449	71,6	147	32,7	1,04	Convergence criterion (GCONV=1E-8) satisfied.	0,78	1,40	0,004	Algorithm converged.	-0,054	0,061	1,06	Algorithm converged.	0,89	1,26	0,7684	0,2603	0,95	Algorithm converged.	0,80	1,13
	Asian	59	9,3	18	30,5	54	8,6	11	20,4	2,11	Convergence criterion (GCONV=1E-8) satisfied.	0,76	5,82	*	WARNING: The relative Hessian convergence criterion of 0.7435854651 is greater than the limit of 0.0001. The convergence is questionable.			*	ERROR: The mean parameter is either invalid or at a limit of its range for some observations.					*	ERROR: The mean parameter is either invalid or at a limit of its range for some observations.		
	Other	48	7,6	11	22,9	40	6,4	11	27,5	0,59	Convergence criterion (GCONV=1E-8) satisfied.	0,20	1,77	-0,087	Algorithm converged.	-0,283	0,109	0,71	Algorithm converged.	0,33	1,52	0,3452		1,43	Algorithm converged.	0,66	3,02
	Unknown	17	2,7	4	23,5	12	1,9	4	33,3	0,65	Convergence criterion (GCONV=1E-8) satisfied.	0,11	3,94	*	WARNING: The relative Hessian convergence criterion of 0.0714022769 is greater than the limit of 0.0001. The convergence is questionable.			*	WARNING: The relative Hessian convergence criterion of 0.0243112903 is greater than the limit of 0.0001. The convergence is questionable.					*	WARNING: The relative Hessian convergence criterion of 0.0243112903 is greater than the limit of 0.0001. The convergence is questionable.		
Baseline HbA1c	<=8%	359	56,8	116	32,3	357	56,9	105	29,4	1,15	Convergence criterion (GCONV=1E-8) satisfied.	0,82	1,60	0,015	Algorithm converged.	-0,046	0,077	1,12	Algorithm converged.	0,91	1,37	0,4165	0,3874	0,89	Algorithm converged.	0,73	1,09
	>8%	204	32,3	64	31,4	194	30,9	64	33,0	0,97	Convergence criterion (GCONV=1E-8) satisfied.	0,63	1,50	-0,015	Algorithm converged.	-0,103	0,074	0,97	Algorithm converged.	0,74	1,27	0,8916		1,03	Algorithm converged.	0,79	1,36
	Missing	7	1,1	1	14,3	4	0,6	4	100,0	0,00	Convergence criterion (GCONV=1E-8) satisfied.	0,00	NE	*	ERROR: The mean parameter is either invalid or at a limit of its range for some observations.			*	WARNING: Negative of Hessian not positive definite.					*	WARNING: Negative of Hessian not positive definite.		
Prior IVT anti-VEGF therapy	Yes	124	19,6	38	30,6	130	20,7	31	23,8	1,44	Convergence criterion (GCONV=1E-8) satisfied.	0,81	2,56	0,054	Algorithm converged.	-0,049	0,156	1,34	Algorithm converged.	0,91	1,97	0,2156	0,1487	0,75	Algorithm converged.	0,51	1,10
	No	446	70,6	143	32,1	425	67,8	142	33,4	0,94	Convergence criterion (GCONV=1E-8) satisfied.	0,70	1,27	-0,018	Algorithm converged.	-0,077	0,040	0,98	Algorithm converged.	0,82	1,17	0,7046		1,02	Algorithm converged.	0,85	1,22
Baseline DR severity	<47	330	52,2	92	27,9	311	49,6	87	28,0	0,89	Convergence criterion (GCONV=1E-8) satisfied.	0,62	1,27	-0,015	Algorithm converged.	-0,079	0,048	0,94	Algorithm converged.	0,74	1,18	0,5137	0,2776	1,07	Algorithm converged.	0,85	1,35
	47 - 53	178	28,2	68	38,2	190	30,3	72	37,9	1,13	Convergence criterion (GCONV=1E-8) satisfied.	0,73	1,76	0,010	Algorithm converged.	-0,086	0,106	1,11	Algorithm converged.	0,87	1,42	0,5779		0,90	Algorithm converged.	0,70	1,15
	>53	52	8,2	19	36,5	37	5,9	11	29,7	1,58	Convergence criterion (GCONV=1E-8) satisfied.	0,53	4,70	*	ERROR: The mean parameter is either invalid or at a limit of its range for some observations.			*	WARNING: The relative Hessian convergence criterion of 0.1208672466 is greater than the limit of 0.0001. The convergence is questionable.					*	WARNING: The relative Hessian convergence criterion of 0.1208672466 is greater than the limit of 0.0001. The convergence is questionable.		
	Missing	10	1,6	2	20,0	17	2,7	3	17,6	0,00	Convergence criterion (GCONV=1E-8) satisfied.	0,00	NE	*	ERROR: The mean parameter is either invalid or at a limit of its range for some observations.			*	ERROR: The mean parameter is either invalid or at a limit of its range for some observations.					*	ERROR: The mean parameter is either invalid or at a limit of its range for some observations.		
Baseline DR severity	<=53	508	80,4	160	31,5	501	79,9	159	31,7	0,98	Convergence criterion (GCONV=1E-8) satisfied.	0,74	1,29	-0,010	Algorithm converged.	-0,064	0,043	1,01	Algorithm converged.	0,85	1,19	0,8811	0,2228	0,99	Algorithm converged.	0,84	1,18
	>53	52	8,2	19	36,5	37	5,9	11	29,7	1,58	Convergence criterion (GCONV=1E-8) satisfied.	0,53	4,70	*	ERROR: The mean parameter is either invalid or at a limit of its range for some observations.			*	WARNING: The relative Hessian convergence criterion of 0.1208672466 is greater than the limit of 0.0001. The convergence is questionable.					*	WARNING: The relative Hessian convergence criterion of 0.1208672466 is greater than the limit of 0.0001. The convergence is questionable.		
	Missing	10	1,6	2	20,0	17	2,7	3	17,6	0,00	Convergence criterion (GCONV=1E-8) satisfied.	0,00	NE	*	ERROR: The mean parameter is either invalid or at a limit of its range for some observations.			*	ERROR: The mean parameter is either invalid or at a limit of its range for some observations.					*	ERROR: The mean parameter is either invalid or at a limit of its range for some observations.		
Medical history: renal disease	Yes	54	8,5	15	27,8	38	6,1	11	28,9	0,94	Convergence criterion (GCONV=1E-8) satisfied.	0,34	2,58	0,018	Algorithm converged.	-0,188	0,224	0,77	Algorithm converged.	0,39	1,51	0,9078	0,5623	1,30	Algorithm converged.	0,66	2,55
	No	516	81,6	166	32,2	517	82,5	162	31,3	1,05	Convergence criterion (GCONV=1E-8) satisfied.	0,80	1,38	0,002	Algorithm converged.	-0,050	0,055	1,06	Algorithm converged.	0,90	1,25	0,7393		0,94	Algorithm converged.	0,80	1,11
Medical history: cardiac disease	Yes	462	73,1	146	31,6	439	70,0	126	28,7	1,11	Convergence criterion (GCONV=1E-8) satisfied.	0,83	1,50	0,011	Algorithm converged.	-0,044	0,067	1,09	Algorithm converged.	0,91	1,32	0,4756	0,3361	0,91	Algorithm converged.	0,76	1,10
	No	108	17,1	35	32,4	116	18,5	47	40,5	0,72	Convergence criterion (GCONV=1E-8) satisfied.	0,39	1,32	-0,037	Algorithm converged.	-0,161	0,086	0,89	Algorithm converged.	0,64	1,23	0,2872		1,13	Algorithm converged.	0,81	1,57
Medical history: vascular disease	Yes	79	12,5	23	29,1	87	13,9	18	20,7	1,45	Convergence criterion (GCONV=1E-8) satisfied.	0,69	3,04	0,022	Algorithm converged.	-0,120	0,164	1,42	Algorithm converged.	0,85	2,38	0,3245	0,1549	0,70	Algorithm converged.	0,42	1,17
	No	491	77,5	158	32,2	468	74,6	155	33,1	0,97	Convergence criterion (GCONV=1E-8) satisfied.	0,73	1,29	-0,007	Algorithm converged.	-0,063	0,048	0,99	Algorithm converged.	0,83	1,17	0,8277		1,03	Algorithm converged.	0,85	1,26
Study	Rhine	294	46,5	83	28,2	279	44,5	85	30,5	0,90	Convergence criterion (GCONV=1E-8) satisfied.	0,62	1,30	-0,032	Algorithm converged.	-0,100	0,037	0,97	Algorithm converged.	0,76	1,23	0,5707	0,4354	1,02	Algorithm converged.	0,81	1,32
	Yosemite	276	43,7	98	35,5	276	44,0	88	31,9	1,19	Convergence criterion (GCONV=1E-8) satisfied.	0,82	1,72	0,039	Algorithm converged.	-0,035	0,113	1,10	Algorithm converged.	0,98	1,37	0,3594		0,91	Algorithm converged.	0,73	1,13

Test for interaction based on RR (Log-binomial regression)
* indicates convergence problem. Result is uninterpretable.
Only patients with at least one value are used for analysis. For stratification Asia and rest of the world regions are combined due to a small number of enrolled patients. The stratification factor is excluded if it is the subgroup. OR is computed by stratified analysis, RR and ARD by adjusted analysis.
Early Termination (ET) visit was mapped to closest regular visit.
Treatment policy strategy was applied to non-COVID-19 related and hypothetical strategy was applied to COVID-19 related intercurrent events. COVID-19 related intercurrent events are: Disc. of Treatment due to COVID-19, Prohibited Treatment/Therapy due to COVID-19, Missed Dose at Week 44,48 or 52 due to COVID-19 and COVID-19 Death.
Clinical cut-off: YOSEMITE 01NOV2021 and RHINE 28OCT2021

Program: root/clinical_studies/RO6867461/CDT70122/share/ACE_pool_DME_CSR_Final/prod/program/t_eff_resp.sas
Output: root/clinical_studies/RO6867461/CDT70122/share/ACE_pool_DME_CSR_Final/prod/output_hc/t_eff_resp_sg_str_SBCVAG15_AVG_PREST_ITBC_OCTNOV2021_DME.xls
26MAR2022 8:39

POPULATION: Intent-to-Treat Population B vs. C
ENDPOINT: Proportion of Patients gaining >=15 in BCVA (Study Eye) averaged over Weeks 92, 96 and 100
MODEL: Stratified Analysis by Study, Baseline BCVA ETDRS letter score, Prior IVT anti-VEGF therapy, Geographic region (combined)
STUDY: GR40349 & GR40398
Dichotomous Analysis (Efficacy)

		Faricimab (PTI) (N=632)				Aflibercept (N=627)				Faricimab (PTI) vs. Aflibercept														Aflibercept vs. Faricimab (PTI)			
		Patients		Patients with Event		Patients		Patients with Event		Odds Ratio														Relative Risk			
														Absolute Risk Difference													
																		Relative Risk									
Name	Level	n	%	n	%	n	%	n	%	Odds Ratio	Convergence Reason	95% Lower CL	95% Upper CL	Absolute Risk	Convergence Reason	95% Lower CL	95% Upper CL	Relative Risk	Convergence Reason	95% Lower CL	95% Upper CL	p-value (Cochran-Mantel-Haenszel)	Interaction Test p-value (likelihood ratio)	Relative Risk	Convergence Reason	95% Lower CL	95% Upper CL
All	n/a	553	87,5	190	34,4	513	81,8	198	38,6	0,83	Convergence criterion (GCONV=1E-8) satisfied.	0,64	1,07	-0,040	Algorithm converged.	-0,094	0,013	0,94	Algorithm converged.	0,81	1,09	0,1546		1,06	Algorithm converged.	0,92	1,23
Study	Rhine	283	44,8	87	30,7	254	40,5	100	39,4	0,67	Convergence criterion (GCONV=1E-8) satisfied.	0,47	0,98	-0,086	Algorithm converged.	-0,161	-0,011	0,84	Algorithm converged.	0,67	1,04	0,0382	0,1586	1,19	Algorithm converged.	0,96	1,48
	Yosemite	270	42,7	103	38,1	259	41,3	98	37,8	1,01	Convergence criterion (GCONV=1E-8) satisfied.	0,70	1,46	0,005	Algorithm converged.	-0,073	0,082	1,03	Algorithm converged.	0,84	1,25	0,9538		0,97	Algorithm converged.	0,80	1,18

Test for interaction based on RR (Log-binomial regression)
* indicates convergence problem. Result is uninterpretable.
Only patients with at least one value are used for analysis. For stratification Asia and rest of the world regions are combined due to a small number of enrolled patients. The stratification factor is excluded if it is the subgroup. OR is computed by stratified analysis, RR and ARD by adjusted analysis.
Early Termination (ET) visit was mapped to closest regular visit.
Treatment policy strategy was applied to non-COVID-19 related and hypothetical strategy was applied to COVID-19 related intercurrent events. COVID-19 related intercurrent events are: Disc. of Treatment due to COVID-19, Prohibited Treatment/Therapy due to COVID-19, Missed Dose at Week 88,92 or 96 due to COVID-19 and COVID-19 Death.
Clinical cut-off: YOSEMITE 01NOV2021 and RHINE 28OCT2021

Program: root/clinical_studies/RO6867461/CDT70122/share/ACE_pool_DME_CSR_Final/prod/program/t_eff_resp.sas
Output: root/clinical_studies/RO6867461/CDT70122/share/ACE_pool_DME_CSR_Final/prod/output_bc/t_eff_resp_str_SBCVAG15_AVG2_PREST_ITBC_OCTNOV2021_DME.xls
26MAR2022 10:01

POPULATION: Intent-to-Treat Population B vs. C
ENDPOINT: Proportion of Patients gaining >=15 in BCVA (Study Eye) averaged over Weeks 92, 96 and 100
MODEL: Adjusted Analysis by Study, Baseline BCVA ETDRS letter score, Prior IVT anti-VEGF therapy, Geographic region
STUDY: GR40349 & GR40398
Forest Plot of Relative Risk

Study	Total n	Aflibercept (N=627) n	Aflibercept (N=627) n Responder	Faricimab (PTI) (N=632) n	Faricimab (PTI) (N=632) n Responder	Relative Risk	95% CI
All Patients	1066	513	198	553	190	0.94	(0.81, 1.09)
Study							
Rhine	537	254	100	283	87	0.84	(0.67, 1.04)
Yosemite	529	259	98	270	103	1.03	(0.84, 1.25)

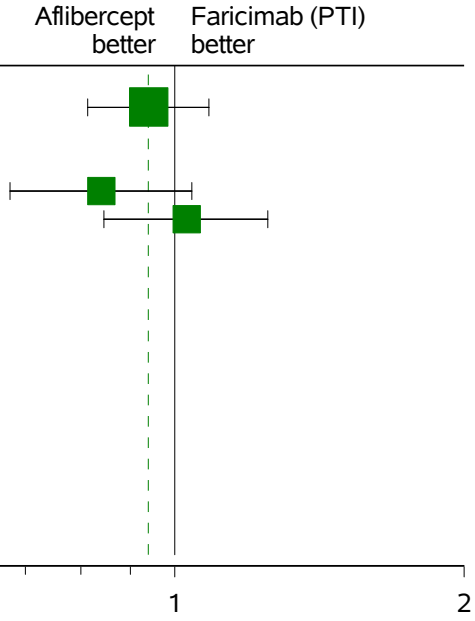

Only patients with at least one value are used for analysis. For adjustment Asia and rest of the world regions are combined due to a small number of enrolled patients.
The adjustment factor is excluded if it is the subgroup.
Early Termination (ET) visit was mapped to closest regular visit.
Treatment policy strategy was applied to non-COVID-19 related and hypothetical strategy was applied to COVID-19 related intercurrent events. COVID-19 related intercurrent events are:
Disc. of Treatment due to COVID-19, Prohibited Treatment/Therapy due to COVID-19, Missed Dose at Week 88,92 or 96 due to COVID-19 and COVID-19 Death.
Clinical cut-off: YOSEMITE 01NOV2021 and RHINE 28OCT2021
Program: root/clinical_studies/RO6867461/CDT70122/share/ACE_pool_DME_Base/prod/program/g_forest_rr.sas
Output: root/clinical_studies/RO6867461/CDT70122/share/ACE_pool_DME_CSR_Final/prod/output_bc/g_forest_rr_str_SBCVAG15_AVG2_PREST_ITBC_OCTNOV2021_DME.pdf 06OCT2022 17:39

POPULATION: Intent-to-Treat Population B vs. C
ENDPOINT: Proportion of Patients gaining >=15 in BCVA (Study Eye) averaged over Weeks 92, 96 and 100
MODEL: Stratified Analysis by Study, Baseline BCVA ETDRS letter score, Prior IVT anti-VEGF therapy, Geographic region
STUDY: GR40349 & GR40398
Forest Plot of Odds Ratio

Study	Total n	Aflibercept (N=627) n	Aflibercept (N=627) n Responder	Faricimab (PTI) (N=632) n	Faricimab (PTI) (N=632) n Responder	Odds Ratio	95% CI
All Patients	1066	513	198	553	190	0.83	(0.64, 1.07)
Study							
Rhine	537	254	100	283	87	0.67	(0.47, 0.98)
Yosemite	529	259	98	270	103	1.01	(0.70, 1.46)

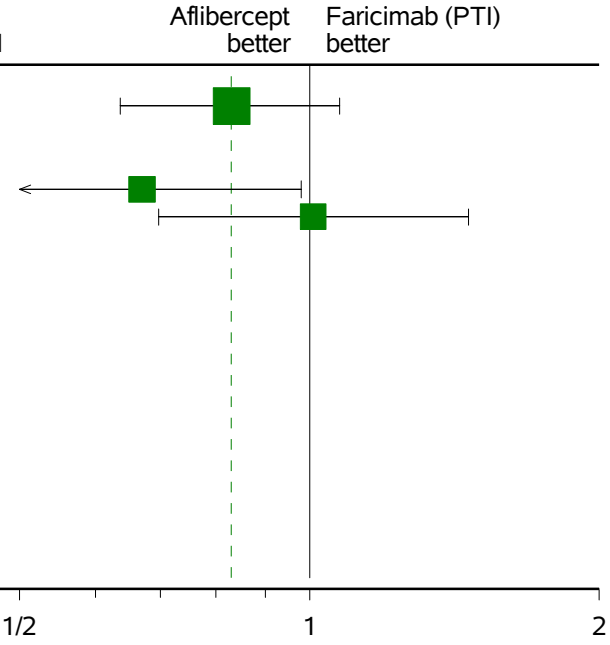

Only patients with at least one value are used for analysis. For stratification Asia and rest of the world regions are combined due to a small number of enrolled patients.
Early Termination (ET) visit was mapped to closest regular visit.
Treatment policy strategy was applied to non-COVID-19 related and hypothetical strategy was applied to COVID-19 related intercurrent events. COVID-19 related intercurrent events are:
Disc. of Treatment due to COVID-19, Prohibited Treatment/Therapy due to COVID-19, Missed Dose at Week 88,92 or 96 due to COVID-19 and COVID-19 Death.
Clinical cut-off: YOSEMITE 01NOV2021 and RHINE 28OCT2021
Program: root/clinical_studies/RO6867461/CDT70122/share/ACE_pool_DME_Base/prod/program/g_forest_or.sas
Output: root/clinical_studies/RO6867461/CDT70122/share/ACE_pool_DME_CSR_Final/prod/output_bc/g_forest_or_str_SBCVAG15_AVG2_PREST_ITBC_OCTNOV2021_DME.pdf 30SEP2022 12:04

POPULATION: Intent-to-Treat Population B vs. C
ENDPOINT: Proportion of Patients gaining >=15 in BCVA (Study Eye) averaged over Weeks 92, 96 and 100
MODEL: Stratified Analysis by Study, Baseline BCVA ETDRS letter score, Prior IVT anti-VEGF therapy, Geographic region (combined)
STUDY: GR40349 & GR40398
Dichotomous Analysis by Subgroups (Efficacy)

		Faricimab (PTI) (N=632)				Aflibercept (N=627)				Faricimab (PTI) vs. Aflibercept														Aflibercept vs. Faricimab (PTI)			
		Patients		Patients with Event		Patients		Patients with Event		Odds Ratio				Absolute Risk Difference				Relative Risk						Relative Risk			
Name	Level	n	%	n	%	n	%	n	%	Odds Ratio	Convergence Reason	95% Lower CL	95% Upper CL	Absolute Risk	Convergence Reason	95% Lower CL	95% Upper CL	Relative Risk	Convergence Reason	95% Lower CL	95% Upper CL	p-value (Cochran-Mantel Haenszel)	p-value (likelihood ratio)	Relative Risk	Convergence Reason	95% Lower CL	95% Upper CL
All	n/a	553	87,5	190	34,4	513	81,8	198	38,6	0,83	Convergence criterion (GCONV=1E-8) satisfied.	0,64	1,07	-0,040	Algorithm converged.	-0,094	0,013	0,94	Algorithm converged.	0,81	1,09	0,1546		1,06	Algorithm converged.	0,92	1,23
Sex	Male	347	54,9	127	36,6	293	46,7	113	38,6	0,87	Convergence criterion (GCONV=1E-8) satisfied.	0,62	1,23	-0,024	Algorithm converged.	-0,091	0,043	0,97	Algorithm converged.	0,81	1,15	0,4431	0,5332	1,03	Algorithm converged.	0,87	1,23
	Female	206	32,6	63	30,6	220	35,1	85	38,6	0,70	Convergence criterion (GCONV=1E-8) satisfied.	0,46	1,06	-0,084	Algorithm converged.	-0,169	0,001	0,87	Algorithm converged.	0,68	1,12	0,0941		1,15	Algorithm converged.	0,89	1,48
Age	< 65 years	311	49,2	131	42,1	309	49,3	136	44,0	0,96	Convergence criterion (GCONV=1E-8) satisfied.	0,69	1,35	-0,012	Algorithm converged.	-0,086	0,062	1,02	Algorithm converged.	0,87	1,20	0,8289	0,1689	0,98	Algorithm converged.	0,83	1,16
	>= 65 years	242	38,3	59	24,4	204	32,5	62	30,4	0,81	Convergence criterion (GCONV=1E-8) satisfied.	0,59	0,98	-0,081	Algorithm converged.	-0,155	-0,007	0,81	Algorithm converged.	0,61	1,08	0,0304		1,24	Algorithm converged.	0,94	1,64
Age	< 75 years	507	80,2	176	34,7	477	76,1	192	40,3	0,80	Convergence criterion (GCONV=1E-8) satisfied.	0,61	1,04	-0,050	Algorithm converged.	-0,106	0,007	0,91	Algorithm converged.	0,78	1,05	0,1004	0,0513	1,10	Algorithm converged.	0,95	1,28
	>= 75 years	46	7,3	14	30,4	36	5,7	6	16,7	1,31	Convergence criterion (GCONV=1E-8) satisfied.	0,38	4,52	*	WARNING: The relative Hessian convergence criterion of 0.1287886392 is greater than the limit of 0.0001. The convergence is questionable.			*	ERROR: The mean parameter is either invalid or at a limit of its range for some observations.					*	ERROR: The mean parameter is either invalid or at a limit of its range for some observations.		
Baseline BCVA ETDRS letter score	< 64 letters	235	37,2	125	53,2	238	38,0	119	50,0	1,58	Convergence criterion (GCONV=1E-8) satisfied.	0,74	1,58	0,027	Algorithm converged.	-0,060	0,113	1,08	Algorithm converged.	0,92	1,27	0,6709	0,0133	0,92	Algorithm converged.	0,79	1,09
	>= 64 letters	317	50,2	63	20,8	275	43,9	79	28,7	0,64	Convergence criterion (GCONV=1E-8) satisfied.	0,44	0,94	-0,082	Algorithm converged.	-0,151	-0,013	0,72	Algorithm converged.	0,54	0,95	0,0212		1,39	Algorithm converged.	1,05	1,85
	Missing	1	0,2	0	0,0	0	0,0	0	0,0	NE		NE	NE	NE	NE	NE	NE	NE	NE	NE	NE	NE		NE	NE	NE	NE
Geographic region	Europe	188	29,7	58	30,9	182	29,0	68	37,4	0,73	Convergence criterion (GCONV=1E-8) satisfied.	0,47	1,12	-0,064	Algorithm converged.	-0,159	0,031	0,81	Algorithm converged.	0,61	1,08	0,1519	0,2097	1,23	Algorithm converged.	0,93	1,63
	America	301	47,6	116	38,5	273	43,5	120	44,0	0,81	Convergence criterion (GCONV=1E-8) satisfied.	0,57	1,14	-0,055	Algorithm converged.	-0,130	0,021	0,94	Algorithm converged.	0,79	1,13	0,2262		1,06	Algorithm converged.	0,89	1,27
	Asia Pacific (inc. Australia)	64	10,1	16	25,0	58	9,3	10	17,2	2,18	Convergence criterion (GCONV=1E-8) satisfied.	0,82	5,76	*	ERROR: The mean parameter is either invalid or at a limit of its range for some observations.			1,61	Algorithm converged.	0,88	2,97	0,1125		0,62	Algorithm converged.	0,34	1,14
Race/ethnicity	White	436	69,0	154	35,3	418	66,7	167	40,1	0,81	Convergence criterion (GCONV=1E-8) satisfied.	0,61	1,08	-0,044	Algorithm converged.	-0,105	0,017	0,95	Algorithm converged.	0,81	1,11	0,1583	0,2570	1,06	Algorithm converged.	0,90	1,24
	Asian	56	8,9	19	33,9	48	7,7	11	22,9	2,00	Convergence criterion (GCONV=1E-8) satisfied.	0,73	5,50	*	ERROR: The mean parameter is either invalid or at a limit of its range for some observations.			*	WARNING: The relative Hessian convergence criterion of 0.3941833871 is greater than the limit of 0.0001. The convergence is questionable.					*	WARNING: The relative Hessian convergence criterion of 0.3941833871 is greater than the limit of 0.0001. The convergence is questionable.		
	Other	44	7,0	15	34,1	36	5,7	14	38,9	0,73	Convergence criterion (GCONV=1E-8) satisfied.	0,27	1,94	-0,088	Algorithm converged.	-0,307	0,131	0,76	Algorithm converged.	0,42	1,37	0,5243		1,32	Algorithm converged.	0,73	2,39
	Unknown	17	2,7	2	11,8	13	2,1	6	46,2	0,00	Convergence criterion (GCONV=1E-8) satisfied.	0,00	NE	*	ERROR: The mean parameter is either invalid or at a limit of its range for some observations.			*	ERROR: The mean parameter is either invalid or at a limit of its range for some observations.					*	ERROR: The mean parameter is either invalid or at a limit of its range for some observations.		
Baseline HbA1c	<=8%	351	55,5	124	35,3	323	51,5	120	37,2	0,92	Convergence criterion (GCONV=1E-8) satisfied.	0,66	1,28	-0,019	Algorithm converged.	-0,086	0,049	1,01	Algorithm converged.	0,85	1,21	0,6014	0,3556	0,99	Algorithm converged.	0,82	1,18
	>8%	195	30,9	65	33,3	185	29,5	75	40,5	0,74	Convergence criterion (GCONV=1E-8) satisfied.	0,48	1,15	-0,078	Algorithm converged.	-0,169	0,013	0,87	Algorithm converged.	0,68	1,11	0,1777		1,15	Algorithm converged.	0,90	1,47
	Missing	7	1,1	1	14,3	5	0,8	3	60,0	0,00	Convergence criterion (GCONV=1E-8) satisfied.	0,00	NE	*	ERROR: The mean parameter is either invalid or at a limit of its range for some observations.			*	WARNING: The relative Hessian convergence criterion of 252.43507564 is greater than the limit of 0.0001. The convergence is questionable.					*	WARNING: The relative Hessian convergence criterion of 252.43507564 is greater than the limit of 0.0001. The convergence is questionable.		
Prior IVT anti-VEGF therapy	Yes	119	18,8	31	26,1	118	18,8	40	33,9	0,66	Convergence criterion (GCONV=1E-8) satisfied.	0,37	1,17	-0,070	Algorithm converged.	-0,182	0,042	0,77	Algorithm converged.	0,53	1,13	0,1523	0,2989	1,30	Algorithm converged.	0,89	1,90
	No	434	68,7	159	36,6	395	63,0	158	40,0	0,87	Convergence criterion (GCONV=1E-8) satisfied.	0,65	1,17	-0,034	Algorithm converged.	-0,096	0,028	0,97	Algorithm converged.	0,83	1,13	0,3683		1,03	Algorithm converged.	0,88	1,21
Baseline DR severity	<47	323	51,1	98	30,3	291	46,4	110	37,8	0,65	Convergence criterion (GCONV=1E-8) satisfied.	0,46	0,92	-0,086	Algorithm converged.	-0,157	-0,015	0,80	Algorithm converged.	0,65	0,98	0,0150	0,0718	1,25	Algorithm converged.	1,02	1,54
	47 - 53	174	27,5	72	41,4	177	28,2	72	40,7	1,12	Convergence criterion (GCONV=1E-8) satisfied.	0,71	1,75	0,018	Algorithm converged.	-0,080	0,117	1,12	Algorithm converged.	0,89	1,41	0,6337		0,89	Algorithm converged.	0,71	1,12
	>53	47	7,4	18	38,3	28	4,5	12	42,9	0,83	Convergence criterion (GCONV=1E-8) satisfied.	0,25	2,74	0,096	Algorithm converged.	-0,137	0,330	*	WARNING: The relative Hessian convergence criterion of 0.0079455347 is greater than the limit of 0.0001. The convergence is questionable.					*	WARNING: The relative Hessian convergence criterion of 0.0079455347 is greater than the limit of 0.0001. The convergence is questionable.		
	Missing	9	1,4	2	22,2	17	2,7	4	23,5	0,50	Convergence criterion (GCONV=1E-8) satisfied.	0,03	7,95	*	ERROR: The mean parameter is either invalid or at a limit of its range for some observations.			*	WARNING: The relative Hessian convergence criterion of 1.0918080918 is greater than the limit of 0.0001. The convergence is questionable.					*	WARNING: The relative Hessian convergence criterion of 1.0918080918 is greater than the limit of 0.0001. The convergence is questionable.		
Baseline DR severity	<=53	497	78,6	170	34,2	468	74,6	182	38,9	0,80	Convergence criterion (GCONV=1E-8) satisfied.	0,61	1,05	-0,049	Algorithm converged.	-0,106	0,008	0,92	Algorithm converged.	0,79	1,07	0,1096	0,4696	1,09	Algorithm converged.	0,93	1,27
	>53	47	7,4	18	38,3	28	4,5	12	42,9	0,83	Convergence criterion (GCONV=1E-8) satisfied.	0,25	2,74	0,096	Algorithm converged.	-0,137	0,330	*	WARNING: The relative Hessian convergence criterion of 0.0079455347 is greater than the limit of 0.0001. The convergence is questionable.					*	WARNING: The relative Hessian convergence criterion of 0.0079455347 is greater than the limit of 0.0001. The convergence is questionable.		
	Missing	9	1,4	2	22,2	17	2,7	4	23,5	0,50	Convergence criterion (GCONV=1E-8) satisfied.	0,03	7,99	*	ERROR: The mean parameter is either invalid or at a limit of its range for some observations.			*	WARNING: The relative Hessian convergence criterion of 1.0918080918 is greater than the limit of 0.0001. The convergence is questionable.					*	WARNING: The relative Hessian convergence criterion of 1.0918080918 is greater than the limit of 0.0001. The convergence is questionable.		
Medical history: renal disease	Yes	52	8,2	16	30,8	29	4,6	9	31,0	1,02	Convergence criterion (GCONV=1E-8) satisfied.	0,36	2,91	-0,034	Algorithm converged.	-0,268	0,200	0,78	Algorithm converged.	0,38	1,62	0,9713	0,8098	1,28	Algorithm converged.	0,62	2,66
	No	501	79,3	174	34,7	484	77,2	189	39,0	0,83	Convergence criterion (GCONV=1E-8) satisfied.	0,63	1,09	-0,041	Algorithm converged.	-0,097	0,015	0,94	Algorithm converged.	0,81	1,10	0,1798		1,06	Algorithm converged.	0,91	1,23
Medical history: cardiac disease	Yes	443	70,1	160	36,1	405	64,6	149	36,8	0,93	Convergence criterion (GCONV=1E-8) satisfied.	0,69	1,24	-0,017	Algorithm converged.	-0,077	0,043	1,00	Algorithm converged.	0,85	1,17	0,6062	0,1034	1,00	Algorithm converged.	0,85	1,18
	No	110	17,4	30	27,3	108	17,2	49	45,4	0,65	Convergence criterion (GCONV=1E-8) satisfied.	0,30	1,41	-0,149	Algorithm converged.	-0,270	-0,028	0,70	Algorithm converged.	0,48	1,02	0,0541		1,43	Algorithm converged.	0,99	2,07
Medical history: vascular disease	Yes	75	11,9	26	34,7	82	13,1	29	35,4	0,87	Convergence criterion (GCONV=1E-8) satisfied.	0,43	1,77	-0,063	Algorithm converged.	-0,218	0,092	1,06	Algorithm converged.	0,71	1,58	0,6945	0,4823	0,95	Algorithm converged.	0,63	1,41
	No	478	75,6	164	34,3	431	68,7	169	39,2	0,81	Convergence criterion (GCONV=1E-8) satisfied.	0,61	1,07	-0,045	Algorithm converged.	-0,104	0,014	0,92	Algorithm converged.	0,78	1,07	0,1389		1,09	Algorithm converged.	0,93	1,28
Study	Rhine	283	44,8	83	30,7	254	40,5	100	39,4	0,67	Convergence criterion (GCONV=1E-8) satisfied.	0,47	0,98	-0,086	Algorithm converged.	-0,161	-0,011	0,84	Algorithm converged.	0,67	1,04	0,0382	0,1586	1,19	Algorithm converged.	0,96	1,48
	Yosemite	270	42,7	103	38,1	259	41,3	98	37,8	1,01	Convergence criterion (GCONV=1E-8) satisfied.	0,70	1,46	0,005	Algorithm converged.	-0,073	0,082	1,03	Algorithm converged.	0,84	1,25	0,9538		0,97	Algorithm converged.	0,80	1,18

Test for interaction based on RR (Log-binomial regression)
* indicates convergence problem. Result is uninterpretable.
Only patients with at least one value are used for analysis. For stratification Asia and rest of the world regions are combined due to a small number of enrolled patients. The stratification factor is excluded if it is the subgroup. OR is computed by stratified analysis, RR and ARD by adjusted analysis.
Early Termination (ET) visit was mapped to closest regular visit.
Treatment policy strategy was applied to non-COVID-19 related and hypothetical strategy was applied to COVID-19 related intercurrent events. COVID-19 related intercurrent events are: Disc. of Treatment due to COVID-19, Prohibited Treatment/Therapy due to COVID-19, Missed Dose at Week 88,92 or 96 due to COVID-19 and COVID-19 Death.
Clinical cut-off: YOSEMITE 01NOV2021 and RHINE 28OCT2021

Program: root/clinical_studies/RO6867461/CDT70122/share/ACE_pool_DME_CSR_Final/prod/program/t_eff_resp.sas
Output: root/clinical_studies/RO6867461/CDT70122/share/ACE_pool_DME_CSR_Final/prod/output_bc/t_eff_resp_ag_str_SBCVAG15_AVG2_PREST_ITBC_OCTNOV2021_DME.xls
26MAR2022 8:49

POPULATION: Intent-to-Treat Population B vs. C
ENDPOINT: Proportion of Patients avoiding a loss of >=10 in BCVA (Study Eye) averaged over Weeks 48, 52 and 56
MODEL: Stratified Analysis by Study, Baseline BCVA ETDRS letter score, Prior IVT anti-VEGF therapy, Geographic region (combined)
STUDY: GR40349 & GR40398
Dichotomous Analysis (Efficacy)

		Faricimab (PTI) (N=632)				Aflibercept (N=627)				Faricimab (PTI) vs. Aflibercept																Aflibercept vs. Faricimab (PTI)			
		Patients		Patients with Event		Patients		Patients with Event		Odds Ratio					Absolute Risk Difference					Relative Risk							Relative Risk			
Name	Level	n	%	n	%	n	%	n	%	Odds Ratio	Convergence Reason	95% Lower CL	95% Upper CL	Absolute Risk		Convergence Reason	95% Lower CL	95% Upper CL	Relative Risk		Convergence Reason	95% Lower CL	95% Upper CL	p-value (Cochran-Mantel-Haenszel)	Interaction Test p-value (likelihood ratio)	Relative Risk		Convergence Reason	95% Lower CL	95% Upper CL
All	n/a	570	90,2	558	97,9	555	88,5	545	98,2	0,85	Convergence criterion (GCONV=1E-8) satisfied.	0,37	1,99		*	WARNING: The relative Hessian convergence criterion of 0.0013177845 is greater than the limit of 0.0001. The convergence is questionable.				*	WARNING: The relative Hessian convergence criterion of 0.0025627867 is greater than the limit of 0.0001. The convergence is questionable.						*	WARNING: The relative Hessian convergence criterion of 0.0025627867 is greater than the limit of 0.0001. The convergence is questionable.		
Study	Rhine	294	46,5	287	97,6	279	44,9	274	98,2	0,74	Convergence criterion (GCONV=1E-8) satisfied.	0,23	2,36		*	WARNING: The relative Hessian convergence criterion of 0.0261679612 is greater than the limit of 0.0001. The convergence is questionable.				*	WARNING: The relative Hessian convergence criterion of 0.0318240348 is greater than the limit of 0.0001. The convergence is questionable.				0,8638		*	WARNING: The relative Hessian convergence criterion of 0.0318240348 is greater than the limit of 0.0001. The convergence is questionable.		
	Yosemite	276	43,7	271	98,2	276	44,0	271	98,2	1,01	Convergence criterion (GCONV=1E-8) satisfied.	0,29	3,52	-0,009		Algorithm converged.	-0,050	0,031		*	WARNING: The relative Hessian convergence criterion of 0.0002028942 is greater than the limit of 0.0001. The convergence is questionable.						*	WARNING: The relative Hessian convergence criterion of 0.0002028942 is greater than the limit of 0.0001. The convergence is questionable.		

Test for interaction based on RR (Log-binomial regression)
* indicates convergence problem. Result is uninterpretable.
Only patients with at least one value are used for analysis. For stratification Asia and rest of the world regions are combined due to a small number of enrolled patients. The stratification factor is excluded if it is the subgroup. OR is computed by stratified analysis, RR and ARD by adjusted analysis.
Early Termination (ET) visit was mapped to closest regular visit.
Treatment policy strategy was applied to non-COVID-19 related and hypothetical strategy was applied to COVID-19 related intercurrent events. COVID-19 related intercurrent events are: Disc. of Treatment due to COVID-19, Prohibited Treatment/Therapy due to COVID-19, Missed Dose at Week 44,48 or 52 due to COVID-19 and COVID-19 Death.
Clinical cut-off: YOSEMITE 01NOV2021 and RHINE 28OCT2021

Program: root/clinical_studies/RO6867461/CDT70122/share/ACE_pool_DME_CSR_Final/prod/program/t_eff_resp.sas
Output: root/clinical_studies/RO6867461/CDT70122/share/ACE_pool_DME_CSR_Final/prod/output_bc/t_eff_resp_str_SBCVAL10_AVG_PREST_ITBC_OCTNOV2021_DME.xls
26MAR2022 10:24

POPULATION: Intent-to-Treat Population B vs. C
ENDPOINT: Proportion of Patients avoiding a loss of >=10 in BCVA (Study Eye) averaged over Weeks 48, 52 and 56
MODEL: Stratified Analysis by Study, Baseline BCVA ETDRS letter score, Prior IVT anti-VEGF therapy, Geographic region
STUDY: GR40349 & GR40398
Forest Plot of Odds Ratio

Study	Total n	Aflibercept (N=627) n	Aflibercept (N=627) n Responder	Faricimab (PTI) (N=632) n	Faricimab (PTI) (N=632) n Responder	Odds Ratio	95% CI
All Patients	1125	555	545	570	558	0.85	(0.37, 1.99)
Study							
Rhine	573	279	274	294	287	0.74	(0.23, 2.36)
Yosemite	552	276	271	276	271	1.01	(0.29, 3.52)

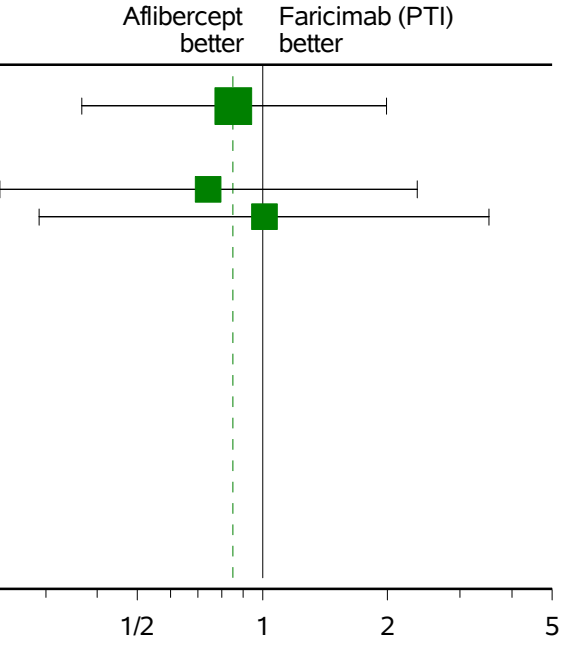

Only patients with at least one value are used for analysis. For stratification Asia and rest of the world regions are combined due to a small number of enrolled patients.
Early Termination (ET) visit was mapped to closest regular visit.
Treatment policy strategy was applied to non-COVID-19 related and hypothetical strategy was applied to COVID-19 related intercurrent events. COVID-19 related intercurrent events are:
Disc. of Treatment due to COVID-19, Prohibited Treatment/Therapy due to COVID-19, Missed Dose at Week 44,48 or 52 due to COVID-19 and COVID-19 Death.
Clinical cut-off: YOSEMITE 01NOV2021 and RHINE 28OCT2021
Program: root/clinical_studies/RO6867461/CDT70122/share/ACE_pool_DME_Base/prod/program/g_forest_or.sas
Output: root/clinical_studies/RO6867461/CDT70122/share/ACE_pool_DME_CSR_Final/prod/output_bc/g_forest_or_str_SBCVAL10_AVG_PREST_ITBC_OCTNOV2021_DME.pdf 30SEP2022 12:17

POPULATION: Intent-to-Treat Population B vs. C
ENDPOINT: Proportion of Patients avoiding a loss of >=10 in BCVA (Study Eye) averaged over Weeks 48, 52 and 56
MODEL: Stratified Analysis by Study, Baseline BCVA ETDRS letter score, Prior IVT anti-VEGF therapy, Geographic region (combined)
STUDY: GR40349 & GR40398
Dichotomous Analysis by Subgroups (Efficacy)

		Faricimab (PTI) (N=632)				Aflibercept (N=627)				Faricimab (PTI) vs. Aflibercept														Aflibercept vs. Faricimab (PTI)			
		Patients		Patients with Event		Patients		Patients with Event		Odds Ratio				Absolute Risk Difference				Relative Risk						Relative Risk			
Name	Level	n	%	n	%	n	%	n	%	Odds Ratio	Convergence Reason	95% Lower CL	95% Upper CL	Absolute Risk	Convergence Reason	95% Lower CL	95% Upper CL	Relative Risk	Convergence Reason	95% Lower CL	95% Upper CL	p-value (Cochran-Mantel Haenszel)	Interaction Test p-value (likelihood ratio)	Relative Risk	Convergence Reason	95% Lower CL	95% Upper CL
All	n/a	570	90,2	558	97,9	555	88,5	545	98,2	0,85	Convergence criterion (GCONV=1E-8) satisfied.	0,37	1,99	*	WARNING: The relative Hessian convergence criterion of 0.0013177845 is greater than the limit of 0.0001. The convergence is questionable.			*	WARNING: The relative Hessian convergence criterion of 0.0025627867 is greater than the limit of 0.0001. The convergence is questionable.					*	WARNING: The relative Hessian convergence criterion of 0.0025627867 is greater than the limit of 0.0001. The convergence is questionable.		
Sex	Male	356	56,3	351	98,6	320	51,0	313	97,8	1,38	Convergence criterion (GCONV=1E-8) satisfied.	0,50	5,04	*	WARNING: The relative Hessian convergence criterion of 0.0001. The convergence is questionable.			*	WARNING: The relative Hessian convergence criterion of 2.1930337077 is greater than the limit of 0.0001. The convergence is questionable.			0,0385		*	WARNING: The relative Hessian convergence criterion of 2.1930337077 is greater than the limit of 0.0001. The convergence is questionable.		
	Female	214	33,9	207	96,7	235	37,5	232	98,7	0,40	Convergence criterion (GCONV=1E-8) satisfied.	0,10	1,55	*	WARNING: The relative Hessian convergence criterion of 0.0001. The convergence is questionable.			*	WARNING: The relative Hessian convergence criterion of 0.6718824298 is greater than the limit of 0.0001. The convergence is questionable.					*	WARNING: The relative Hessian convergence criterion of 0.6718824298 is greater than the limit of 0.0001. The convergence is questionable.		
Age	< 65 years	318	50,3	310	97,5	330	52,6	323	98,5	0,67	Convergence criterion (GCONV=1E-8) satisfied.	0,22	2,07	*	WARNING: The relative Hessian convergence criterion of 0.0001. The convergence is questionable.			*	WARNING: The relative Hessian convergence criterion of 0.4798507007 is greater than the limit of 0.0001. The convergence is questionable.			0,5777		*	WARNING: The relative Hessian convergence criterion of 0.4798507007 is greater than the limit of 0.0001. The convergence is questionable.		
	>= 65 years	252	39,9	248	98,4	225	35,9	220	97,8	1,46	Convergence criterion (GCONV=1E-8) satisfied.	0,39	5,54	*	WARNING: The relative Hessian convergence criterion of 0.0096155515 is greater than the limit of 0.0001. The convergence is questionable.			*	WARNING: The relative Hessian convergence criterion of 0.0139537248 is greater than the limit of 0.0001. The convergence is questionable.					*	WARNING: The relative Hessian convergence criterion of 0.0139537248 is greater than the limit of 0.0001. The convergence is questionable.		
Age	< 75 years	525	83,1	515	98,1	513	81,8	503	98,4	0,81	Convergence criterion (GCONV=1E-8) satisfied.	0,32	2,07	*	WARNING: The relative Hessian convergence criterion of 0.0535324519 is greater than the limit of 0.0001. The convergence is questionable.			*	WARNING: The relative Hessian convergence criterion of 0.0604102749 is greater than the limit of 0.0001. The convergence is questionable.			0,8600		*	WARNING: The relative Hessian convergence criterion of 0.0604102749 is greater than the limit of 0.0001. The convergence is questionable.		
	>= 75 years	45	7,1	43	95,6	42	6,7	40	95,2	0,86	Convergence criterion (GCONV=1E-8) satisfied.	0,11	6,80	*	WARNING: The relative Hessian convergence criterion of 1.2260372127 is greater than the limit of 0.0001. The convergence is questionable.			*	WARNING: Negative of Hessian not positive definite.					*	WARNING: Negative of Hessian not positive definite.		
Baseline BCVA ETDRS letter score	< 64 letters	251	39,7	248	98,8	257	41,0	254	98,8	0,95	Convergence criterion (GCONV=1E-8) satisfied.	0,19	4,74	*	WARNING: The relative Hessian convergence criterion of 2.3227357242 is greater than the limit of 0.0001. The convergence is questionable.			*	WARNING: Negative of Hessian not positive definite.					*	WARNING: Negative of Hessian not positive definite.		
	>= 64 letters	318	50,3	310	97,5	368	47,5	251	97,7	0,93	Convergence criterion (GCONV=1E-8) satisfied.	0,33	2,54	0,003	Algorithm converged.	-0,023	0,029	1,00	Algorithm converged.	0,98	1,03	0,8564	1,000	1,00	Algorithm converged.	0,97	1,02
	Missing	1	0,2	0	97,5	0	0,0	0	0,0	NE		NE	NE	NE	NE	NE	NE	NE	NE	NE	NE	NE		NE	NE	NE	NE
Geographic region	Europe	192	30,4	188	97,9	193	30,8	190	98,4	0,74	Convergence criterion (GCONV=1E-8) satisfied.	0,16	3,36	*	WARNING: The relative Hessian convergence criterion of 0.0230153664 is greater than the limit of 0.0001. The convergence is questionable.			*	WARNING: The relative Hessian convergence criterion of 0.0258760669 is greater than the limit of 0.0001. The convergence is questionable.			NE		*	WARNING: The relative Hessian convergence criterion of 0.0258760669 is greater than the limit of 0.0001. The convergence is questionable.		
	America	311	49,2	305	98,1	297	47,4	290	97,6	1,24	Convergence criterion (GCONV=1E-8) satisfied.	0,41	3,74	*	WARNING: The relative Hessian convergence criterion of 0.0966520738 is greater than the limit of 0.0001. The convergence is questionable.			*	WARNING: The relative Hessian convergence criterion of 0.0209621766 is greater than the limit of 0.0001. The convergence is questionable.					*	WARNING: The relative Hessian convergence criterion of 0.0209621766 is greater than the limit of 0.0001. The convergence is questionable.		
	Asia Pacific (inc. Australia)	67	10,6	65	97,0	65	10,4	65	100,0	0,00	Convergence criterion (GCONV=1E-8) satisfied.	0,00	NE	*	WARNING: The relative Hessian convergence criterion of 7.0405800417 is greater than the limit of 0.0001. The convergence is questionable.			*	WARNING: Negative of Hessian not positive definite.					*	WARNING: Negative of Hessian not positive definite.		
Race/ethnicity	White	446	70,8	439	98,4	449	71,6	442	98,4	1,00	Convergence criterion (GCONV=1E-8) satisfied.	0,33	2,87	*	WARNING: The relative Hessian convergence criterion of 0.0047312109 is greater than the limit of 0.0001. The convergence is questionable.			*	WARNING: The relative Hessian convergence criterion of 0.0075186615 is greater than the limit of 0.0001. The convergence is questionable.			NE		*	WARNING: The relative Hessian convergence criterion of 0.0075186615 is greater than the limit of 0.0001. The convergence is questionable.		
	Asian	59	9,3	57	96,6	54	8,6	54	100,0	0,00	Convergence criterion (GCONV=1E-8) satisfied.	0,00	NE	*	WARNING: The relative Hessian convergence criterion of 6.0273960648 is greater than the limit of 0.0001. The convergence is questionable.			*	WARNING: Negative of Hessian not positive definite.					*	WARNING: Negative of Hessian not positive definite.		
	Other	48	7,6	47	97,9	40	6,4	37	92,5	3,79	Convergence criterion (GCONV=1E-8) satisfied.	0,36	39,31	*	WARNING: The relative Hessian convergence criterion of 1.2648860816 is greater than the limit of 0.0001. The convergence is questionable.			*	WARNING: Negative of Hessian not positive definite.					*	WARNING: Negative of Hessian not positive definite.		
	Unknown	17	2,7	15	88,2	12	1,9	12	100,0	0,00	Convergence criterion (GCONV=1E-8) satisfied.	0,00	NE	*	ERROR: The mean parameter is either invalid or at a limit of its range for some observations.			*	WARNING: Negative of Hessian not positive definite.					*	WARNING: Negative of Hessian not positive definite.		
Baseline HbA1c	<=8%	359	56,8	352	98,1	357	56,9	354	99,2	0,44	Convergence criterion (GCONV=1E-8) satisfied.	0,13	1,71	*	WARNING: The relative Hessian convergence criterion of 1.5758627825 is greater than the limit of 0.0001. The convergence is questionable.			*	WARNING: The relative Hessian convergence criterion of 3.1726273401 is greater than the limit of 0.0001. The convergence is questionable.			1,0000		*	WARNING: The relative Hessian convergence criterion of 3.1726273401 is greater than the limit of 0.0001. The convergence is questionable.		
	>8%	204	32,3	199	97,5	194	30,9	187	96,4	1,54	Convergence criterion (GCONV=1E-8) satisfied.	0,48	4,93	*	WARNING: The relative Hessian convergence criterion of 0.0311046208 is greater than the limit of 0.0001. The convergence is questionable.			*	WARNING: The relative Hessian convergence criterion of 0.0458684462 is greater than the limit of 0.0001. The convergence is questionable.					*	WARNING: The relative Hessian convergence criterion of 0.0458684462 is greater than the limit of 0.0001. The convergence is questionable.		
	Missing	7	1,1	7	100,0	4	0,6	4	100,0	NE		NE	NE	NE	NE	NE	NE	NE	NE	NE	NE	NE		NE	NE	NE	NE
Prior IVT anti-VEGF therapy	Yes	124	19,6	123	99,2	130	20,7	127	97,7	3,02	Convergence criterion (GCONV=1E-8) satisfied.	0,31	29,06	*	WARNING: The relative Hessian convergence criterion of 0.9985805423 is greater than the limit of 0.0001. The convergence is questionable.			*	WARNING: Negative of Hessian not positive definite.			1,0000		*	WARNING: The relative Hessian convergence criterion of 0.0763634696 is greater than the limit of 0.0001. The convergence is questionable.		
	No	446	70,6	435	97,5	425	67,8	418	98,4	0,66	Convergence criterion (GCONV=1E-8) satisfied.	0,25	1,72	*	WARNING: The relative Hessian convergence criterion of 0.0128754756 is greater than the limit of 0.0001. The convergence is questionable.			*	WARNING: The relative Hessian convergence criterion of 0.0763634696 is greater than the limit of 0.0001. The convergence is questionable.								
Baseline DR severity	<47	330	52,2	324	98,2	311	49,6	306	98,4	0,88	Convergence criterion (GCONV=1E-8) satisfied.	0,27	2,93	*	WARNING: The relative Hessian convergence criterion of 0.0891549607 is greater than the limit of 0.0001. The convergence is questionable.			*	WARNING: The relative Hessian convergence criterion of 0.0915712951 is greater than the limit of 0.0001. The convergence is questionable.			0,5244		*	WARNING: The relative Hessian convergence criterion of 0.0915712951 is greater than the limit of 0.0001. The convergence is questionable.		
	47 - 53	178	28,2	174	97,8	190	30,3	188	98,9	0,44	Convergence criterion (GCONV=1E-8) satisfied.	0,08	2,49	*	WARNING: The relative Hessian convergence criterion of 2.5580854691 is greater than the limit of 0.0001. The convergence is questionable.			*	WARNING: Negative of Hessian not positive definite.					*	WARNING: Negative of Hessian not positive definite.		
	>53	52	8,2	51	98,1	37	5,9	35	94,6	3,93	Convergence criterion (GCONV=1E-8) satisfied.	0,34	45,63	*	WARNING: The relative Hessian convergence criterion of 4.3736969986 is greater than the limit of 0.0001. The convergence is questionable.			*	WARNING: Negative of Hessian not positive definite.					*	WARNING: Negative of Hessian not positive definite.		
	Missing	10	1,6	9	90,0	17	2,7	16	94,1	NE	Convergence criterion (ABSGCONV=0) satisfied.	NE	NE	*	ERROR: The mean parameter is either invalid or at a limit of its range for some observations.			*	WARNING: Negative of Hessian not positive definite.					*	WARNING: Negative of Hessian not positive definite.		
Baseline DR severity	<=53	508	80,4	498	98,0	501	79,9	494	98,6	0,72	Convergence criterion (GCONV=1E-8) satisfied.	0,27	1,91	*	WARNING: The relative Hessian convergence criterion of 0.0051882132 is greater than the limit of 0.0001. The convergence is questionable.			*	WARNING: The relative Hessian convergence criterion of 0.0069758658 is greater than the limit of 0.0001. The convergence is questionable.			0,3016		*	WARNING: The relative Hessian convergence criterion of 0.0069758658 is greater than the limit of 0.0001. The convergence is questionable.		
	>53	52	8,2	51	98,1	37	5,9	35	94,6	3,93	Convergence criterion (GCONV=1E-8) satisfied.	0,34	45,63	*	WARNING: The relative Hessian convergence criterion of 4.3736969986 is greater than the limit of 0.0001. The convergence is questionable.			*	WARNING: Negative of Hessian not positive definite.					*	WARNING: Negative of Hessian not positive definite.		
	Missing	10	1,6	9	90,0	17	2,7	16	94,1	NE	Convergence criterion (ABSGCONV=0) satisfied.	NE	NE	*	ERROR: The mean parameter is either invalid or at a limit of its range for some observations.			*	WARNING: Negative of Hessian not positive definite.					*	WARNING: Negative of Hessian not positive definite.		
Medical history: renal disease	Yes	54	8,9	52	96,3	38	6,1	37	97,4	0,57	Convergence criterion (GCONV=1E-8) satisfied.	0,05	6,33	*	WARNING: The relative Hessian convergence criterion of 4.0092987928 is greater than the limit of 0.0001. The convergence is questionable.			*	WARNING: Negative of Hessian not positive definite.			0,6879		*	WARNING: Negative of Hessian not positive definite.		
	No	516	81,6	506	98,1	517	82,5	508	98,3	0,89	Convergence criterion (GCONV=1E-8) satisfied.	0,36	2,20	*	WARNING: The relative Hessian convergence criterion of 0.0170809255 is greater than the limit of 0.0001. The convergence is questionable.			*	WARNING: The relative Hessian convergence criterion of 0.0285553513 is greater than the limit of 0.0001. The convergence is questionable.					*	WARNING: The relative Hessian convergence criterion of 0.0285553513 is greater than the limit of 0.0001. The convergence is questionable.		
Medical history: cardiac disease	Yes	462	73,1	452	97,8	439	70,0	430	97,9	0,90	Convergence criterion (GCONV=1E-8) satisfied.	0,36	2,24	*	WARNING: The relative Hessian convergence criterion of 0.0014177974 is greater than the limit of 0.0001. The convergence is questionable.			*	WARNING: The relative Hessian convergence criterion of 0.0060850518 is greater than the limit of 0.0001. The convergence is questionable.			1,0000		*	WARNING: The relative Hessian convergence criterion of 0.0060850518 is greater than the limit of 0.0001. The convergence is questionable.		
	No	108	17,1	106	98,1	118	18,8	115	99,1	0,58	Convergence criterion (GCONV=1E-8) satisfied.	0,04	6,32	*	WARNING: The relative Hessian convergence criterion of 6.6890265694 is greater than the limit of 0.0001. The convergence is questionable.			*	WARNING: Negative of Hessian not positive definite.					*	WARNING: Negative of Hessian not positive definite.		
Medical history: vascular disease	Yes	79	12,5	75	94,9	87	13,9	84	96,6	0,77	Convergence criterion (GCONV=1E-8) satisfied.	0,15	3,80	*	WARNING: The relative Hessian convergence criterion of 3.3555154192 is greater than the limit of 0.0001. The convergence is questionable.			*	WARNING: Negative of Hessian not positive definite.			0,5299		*	WARNING: Negative of Hessian not positive definite.		
	No	491	77,7	483	98,4	468	74,6	461	98,5	0,88	Convergence criterion (GCONV=1E-8) satisfied.	0,32	2,45	0,000	Algorithm converged.	-0,019	0,019	1,00	Algorithm converged.	0,98	1,02	0,8084		1,00	Algorithm converged.	0,98	1,02
Study	Rhine	294	46,5	287	97,6	279	44,5	274	98,2	0,74	Convergence criterion (GCONV=1E-8) satisfied.	0,23	2,36	*	WARNING: The relative Hessian convergence criterion of 0.0261679612 is greater than the limit of 0.0001. The convergence is questionable.			*	WARNING: The relative Hessian convergence criterion of 0.0318240348 is greater than the limit of 0.0001. The convergence is questionable.			0,8638		*	WARNING: The relative Hessian convergence criterion of 0.0318240348 is greater than the limit of 0.0001. The convergence is questionable.		
	Yosemite	276	43,7	271	98,2	276	44,0	271	98,2	1,01	Convergence criterion (GCONV=1E-8) satisfied.	0,29	3,52	-0,009	Algorithm converged.	-0,050	0,031		WARNING: The relative Hessian convergence criterion of 0.0002028942 is greater than the limit of 0.0001. The convergence is questionable.						WARNING: The relative Hessian convergence criterion of 0.0002028942 is greater than the limit of 0.0001. The convergence is questionable.		

Test for interaction based on RR (Log-binomial regression)
* indicates convergence problem. Result is uninterpretable.
Only patients with at least one value are used for analysis. For stratification Asia and rest of the world regions are combined due to a small number of enrolled patients. The stratification factor is excluded if it is the subgroup. OR is computed by stratified analysis, RR and ARD by adjusted analysis.
Early Termination (ET) visit was mapped to closest regular visit.
Treatment policy strategy was applied to non-COVID-19 related and hypothetical strategy was applied to COVID-19 related intercurrent events. COVID-19 related intercurrent events are: Disc. of Treatment due to COVID-19, Prohibited Treatment/Therapy due to COVID-19, Missed Dose at Week 44,48 or 52 due to COVID-19 and COVID-19 Death.
Clinical cut-off: YOSEMITE 01NOV2021 and RHINE 28OCT2021

Program: root/clinical_studies/RO6867461/CDT70122/share/ACE_pool_DME_CSR_Final/prod/program/t_eff_resp.sas
Output: root/clinical_studies/RO6867461/CDT70122/share/ACE_pool_DME_CSR_Final/prod/output_bc/t_eff_resp_ag_str_SBCVAL10_AVG_PREST_ITBC_OCTNOV2021_DME.xls
26MAR2022 9:40

POPULATION: Intent-to-Treat Population B vs. C
ENDPOINT: Proportion of Patients avoiding a loss of >=10 in BCVA (Study Eye) averaged over Weeks 92, 96 and 100
MODEL: Stratified Analysis by Study, Baseline BCVA ETDRS letter score, Prior IVT anti-VEGF therapy, Geographic region (combined)
STUDY: GR40349 & GR40398
Dichotomous Analysis (Efficacy)

		Faricimab (PTI) (N=632)				Aflibercept (N=627)				Faricimab (PTI) vs. Aflibercept																Aflibercept vs. Faricimab (PTI)				
		Patients		Patients with Event		Patients		Patients with Event		Odds Ratio					Absolute Risk Difference				Relative Risk							Relative Risk				
Name	Level	n	%	n	%	n	%	n	%	Odds Ratio		Convergence Reason	95% Lower CL	95% Upper CL	Absolute Risk	Convergence Reason	95% Lower CL	95% Upper CL	Relative Risk	Convergence Reason	95% Lower CL	95% Upper CL	p-value (Cochran-Mantel-Haenszel)	Interaction Test p-value (likelihood ratio)	Relative Risk	Convergence Reason	95% Lower CL	95% Upper CL
All	n/a	553	87,5	531	96,0	513	81,8	498	97,1	0,75		Convergence criterion (GCONV=1E-8) satisfied.	0,39	1,46	-0,010	Algorithm converged.	-0,033	0,012	0,99	Algorithm converged.	0,97	1,01	0,3948		1,01	Algorithm converged.	0,99	1,03
Study	Rhine	283	44,8	271	95,8	254	40,5	246	96,9	0,76		Convergence criterion (GCONV=1E-8) satisfied.	0,30	1,88	-0,012	Algorithm converged.	-0,046	0,021	0,99	Algorithm converged.	0,95	1,02	0,5447	0,8861	1,01	Algorithm converged.	0,98	1,05
	Yosemite	270	42,7	260	96,3	259	41,3	252	97,3	0,74		Convergence criterion (GCONV=1E-8) satisfied.	0,28	1,98	-0,009	Algorithm converged.	-0,040	0,021	0,99	Algorithm converged.	0,96	1,02	0,5497		1,01	Algorithm converged.	0,98	1,04

Test for interaction based on RR (Log-binomial regression)
* indicates convergence problem. Result is uninterpretable.
Only patients with at least one value are used for analysis. For stratification Asia and rest of the world regions are combined due to a small number of enrolled patients. The stratification factor is excluded if it is the subgroup. OR is computed by stratified analysis, RR and ARD by adjusted analysis.
Early Termination (ET) visit was mapped to closest regular visit.
Treatment policy strategy was applied to non-COVID-19 related and hypothetical strategy was applied to COVID-19 related intercurrent events. COVID-19 related intercurrent events are: Disc. of Treatment due to COVID-19, Prohibited Treatment/Therapy due to COVID-19, Missed Dose at Week 88,92 or 96 due to COVID-19 and COVID-19 Death.
Clinical cut-off: YOSEMITE 01NOV2021 and RHINE 28OCT2021

Program: root/clinical_studies/RO6867461/CDT70122/share/ACE_pool_DME_CSR_Final/prod/program/t_eff_resp.sas
Output: root/clinical_studies/RO6867461/CDT70122/share/ACE_pool_DME_CSR_Final/prod/output_bc/t_eff_resp_str_SBCVAL10_AVG2_PREST_ITBC_OCTNOV2021_DME.xls
26MAR2022 10:29

POPULATION: Intent-to-Treat Population B vs. C
ENDPOINT: Proportion of Patients avoiding a loss of >=10 in BCVA (Study Eye) averaged over Weeks 92, 96 and 100
MODEL: Adjusted Analysis by Study, Baseline BCVA ETDRS letter score, Prior IVT anti-VEGF therapy, Geographic region
STUDY: GR40349 & GR40398
Forest Plot of Relative Risk

Study	Total n	Aflibercept (N=627) n	Aflibercept (N=627) n Responder	Faricimab (PTI) (N=632) n	Faricimab (PTI) (N=632) n Responder	Relative Risk	95% CI
All Patients	1066	513	498	553	531	0.99	(0.97, 1.01)
Study							
Rhine	537	254	246	283	271	0.99	(0.95, 1.02)
Yosemite	529	259	252	270	260	0.99	(0.96, 1.02)

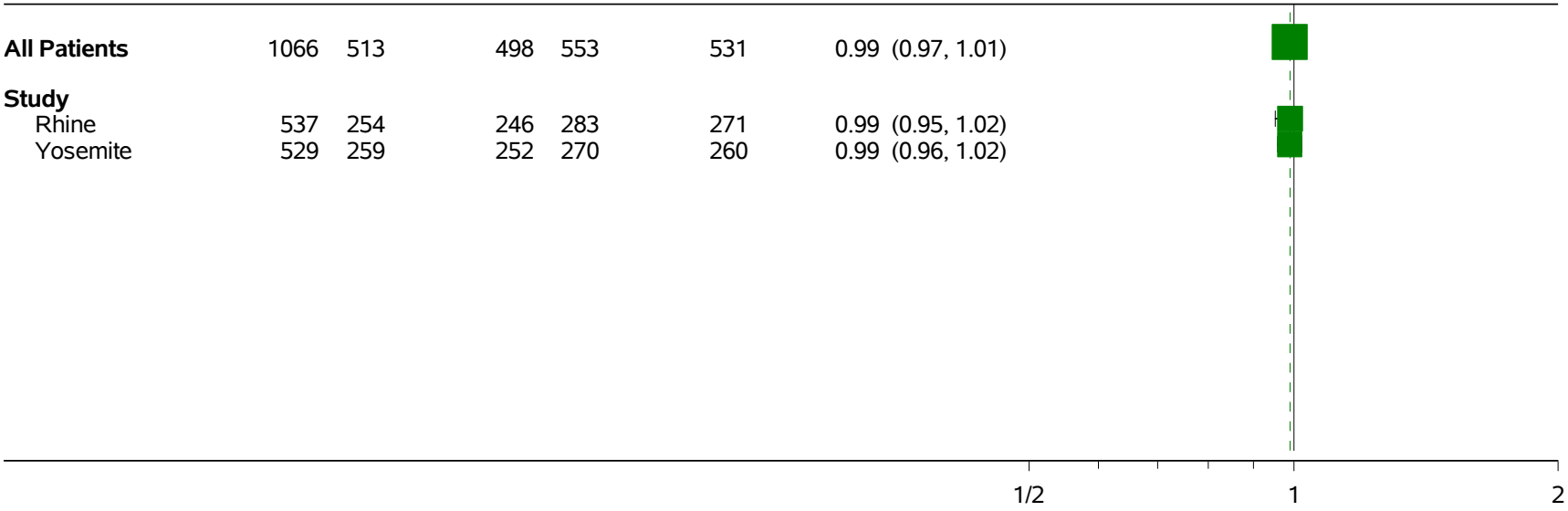

Only patients with at least one value are used for analysis. For adjustment Asia and rest of the world regions are combined due to a small number of enrolled patients.
The adjustment factor is excluded if it is the subgroup.
Early Termination (ET) visit was mapped to closest regular visit.
Treatment policy strategy was applied to non-COVID-19 related and hypothetical strategy was applied to COVID-19 related intercurrent events. COVID-19 related intercurrent events are:
Disc. of Treatment due to COVID-19, Prohibited Treatment/Therapy due to COVID-19, Missed Dose at Week 88,92 or 96 due to COVID-19 and COVID-19 Death.
Clinical cut-off: YOSEMITE 01NOV2021 and RHINE 28OCT2021
Program: root/clinical_studies/RO6867461/CDT70122/share/ACE_pool_DME_Base/prod/program/g_forest_rr.sas
Output: root/clinical_studies/RO6867461/CDT70122/share/ACE_pool_DME_CSR_Final/prod/output_bc/g_forest_rr_str_SBCVAL10_AVG2_PREST_ITBC_OCTNOV2021_DME.pdf 06OCT2022 17:46

POPULATION: Intent-to-Treat Population B vs. C
ENDPOINT: Proportion of Patients avoiding a loss of >=10 in BCVA (Study Eye) averaged over Weeks 92, 96 and 100
MODEL: Stratified Analysis by Study, Baseline BCVA ETDRS letter score, Prior IVT anti-VEGF therapy, Geographic region
STUDY: GR40349 & GR40398
Forest Plot of Odds Ratio

Study	Total n	Aflibercept (N=627) n	Aflibercept (N=627) n Responder	Faricimab (PTI) (N=632) n	Faricimab (PTI) (N=632) n Responder	Odds Ratio	95% CI
All Patients	1066	513	498	553	531	0.75	(0.39, 1.46)
Study							
Rhine	537	254	246	283	271	0.76	(0.30, 1.88)
Yosemite	529	259	252	270	260	0.74	(0.28, 1.98)

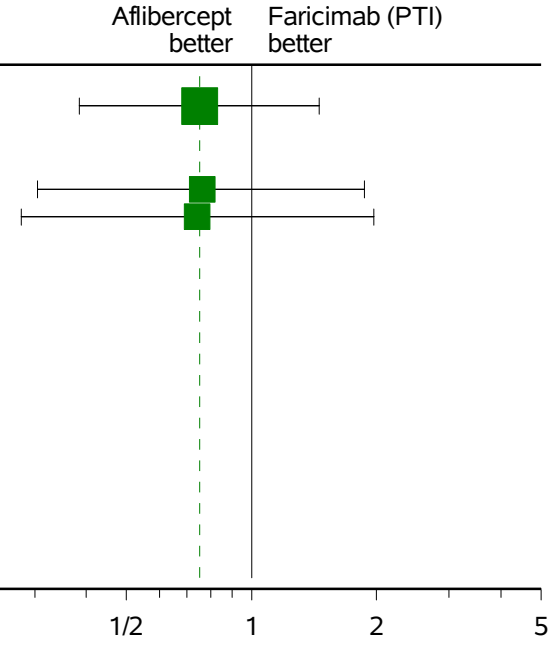

Only patients with at least one value are used for analysis. For stratification Asia and rest of the world regions are combined due to a small number of enrolled patients.
Early Termination (ET) visit was mapped to closest regular visit.
Treatment policy strategy was applied to non-COVID-19 related and hypothetical strategy was applied to COVID-19 related intercurrent events. COVID-19 related intercurrent events are:
Disc. of Treatment due to COVID-19, Prohibited Treatment/Therapy due to COVID-19, Missed Dose at Week 88,92 or 96 due to COVID-19 and COVID-19 Death.
Clinical cut-off: YOSEMITE 01NOV2021 and RHINE 28OCT2021
Program: root/clinical_studies/RO6867461/CDT70122/share/ACE_pool_DME_Base/prod/program/g_forest_or.sas
Output: root/clinical_studies/RO6867461/CDT70122/share/ACE_pool_DME_CSR_Final/prod/output_bc/g_forest_or_str_SBCVAL10_AVG2_PREST_ITBC_OCTNOV2021_DME.pdf 30SEP2022 12:21

POPULATION: Intent-to-Treat Population B vs. C
ENDPOINT: Proportion of Patients avoiding a loss of >=10 in BCVA (Study Eye) averaged over Weeks 92, 96 and 100
MODEL: Stratified Analysis by Study, Baseline BCVA ETDRS letter score, Prior IVT anti-VEGF therapy, Geographic region (combined)
STUDY: GR40349 & GR40398
Dichotomous Analysis by Subgroups (Efficacy)

		Faricimab (PTI) (N=632)				Aflibercept (N=627)				Faricimab (PTI) vs. Aflibercept														Aflibercept vs. Faricimab (PTI)			
		Patients		Patients with Event		Patients		Patients with Event		Odds Ratio				Absolute Risk Difference				Relative Risk						Relative Risk			
Name	Level	n	%	n	%	n	%	n	%	Odds Ratio	Convergence Reason	95% Lower CL	95% Upper CL	Absolute Risk	Convergence Reason	95% Lower CL	95% Upper CL	Relative Risk	Convergence Reason	95% Lower CL	95% Upper CL	p-value (Cochran-Mantel-Haenszel)	Interaction Test p-value (likelihood ratio)	Relative Risk	Convergence Reason	95% Lower CL	95% Upper CL
All	n/a	553	87,5	531	96,0	513	81,8	498	97,1	0,73	Convergence criterion (GCONV=1E-8) satisfied.	0,39	1,46	-0,010	Algorithm converged.	-0,033	0,012	0,99	Algorithm converged.	0,97	1,01	0,3948		1,01	Algorithm converged.	0,99	1,03
Sex	Male	347	54,9	338	97,4	293	46,7	286	97,6	0,93	Convergence criterion (GCONV=1E-8) satisfied.	0,34	2,52	-0,005	Algorithm converged.	-0,031	0,020	0,99	Algorithm converged.	0,97	1,02	0,8886	0,2263	1,01	Algorithm converged.	0,98	1,03
	Female	206	32,6	193	93,7	220	35,1	212	96,4	0,61	Convergence criterion (GCONV=1E-8) satisfied.	0,25	1,50	*	WARNING: The relative Hessian convergence criterion of 0.1856314277 is greater than the limit of 0.0001. The convergence is questionable.			*	WARNING: The relative Hessian convergence criterion of 0.1771003158 is greater than the limit of 0.0001. The convergence is questionable.					*	WARNING: The relative Hessian convergence criterion of 0.1771003158 is greater than the limit of 0.0001. The convergence is questionable.		
Age	< 65 years	311	49,2	301	96,8	309	49,3	303	98,1	0,58	Convergence criterion (GCONV=1E-8) satisfied.	0,21	1,60	*	WARNING: The relative Hessian convergence criterion of 0.0180404011 is greater than the limit of 0.0001. The convergence is questionable.			*	WARNING: The relative Hessian convergence criterion of 0.0207397842 is greater than the limit of 0.0001. The convergence is questionable.			0,7237		*	WARNING: The relative Hessian convergence criterion of 0.0207397842 is greater than the limit of 0.0001. The convergence is questionable.		
	>= 65 years	242	38,3	230	95,0	204	32,5	195	95,6	0,85	Convergence criterion (GCONV=1E-8) satisfied.	0,35	2,07	*	WARNING: The relative Hessian convergence criterion of 0.0728194732 is greater than the limit of 0.0001. The convergence is questionable.			*	WARNING: The relative Hessian convergence criterion of 0.0500593579 is greater than the limit of 0.0001. The convergence is questionable.					*	WARNING: The relative Hessian convergence criterion of 0.0500593579 is greater than the limit of 0.0001. The convergence is questionable.		
Age	< 75 years	507	80,2	489	96,4	477	76,1	464	97,3	0,78	Convergence criterion (GCONV=1E-8) satisfied.	0,38	1,60	-0,007	Algorithm converged.	-0,029	0,015	0,99	Algorithm converged.	0,97	1,02	0,4922	0,5992	1,01	Algorithm converged.	0,98	1,03
	>= 75 years	46	7,3	42	91,3	36	5,7	34	94,4	0,57	Convergence criterion (GCONV=1E-8) satisfied.	0,10	3,23	*	WARNING: The relative Hessian convergence criterion of 1.6153704429 is greater than the limit of 0.0001. The convergence is questionable.			*	WARNING: Negative of Hessian not positive definite.					*	WARNING: Negative of Hessian not positive definite.		
Baseline BCVA ETDRS letter score	< 64 letters	235	37,2	227	96,6	238	38,0	233	97,9	0,83	Convergence criterion (GCONV=1E-8) satisfied.	0,21	2,00	-0,013	Algorithm converged.	-0,045	0,018	0,99	Algorithm converged.	0,98	1,02	0,4457	0,7233	1,01	Algorithm converged.	0,98	1,05
	>= 64 letters	317	50,2	304	95,9	275	43,9	265	96,4	0,89	Convergence criterion (GCONV=1E-8) satisfied.	0,39	2,06	-0,005	Algorithm converged.	-0,037	0,027	0,99	Algorithm converged.	0,96	1,03	0,7855		1,01	Algorithm converged.	0,97	1,04
	Missing	1	0,2	0	0,0	0	0,0	0	0,0	NE	NE	NE	NE	NE	NE	NE	NE	NE	NE	NE	NE	NE		NE	NE	NE	NE
Geographic region	Europe	188	29,7	181	96,3	182	29,0	178	97,8	0,55	Convergence criterion (GCONV=1E-8) satisfied.	0,16	1,93	*	WARNING: The relative Hessian convergence criterion of 0.268714702 is greater than the limit of 0.0001. The convergence is questionable.			*	WARNING: The relative Hessian convergence criterion of 0.2514259669 is greater than the limit of 0.0001. The convergence is questionable.			0,7323		*	WARNING: The relative Hessian convergence criterion of 0.2514259669 is greater than the limit of 0.0001. The convergence is questionable.		
	America	301	47,6	288	95,7	273	43,5	263	96,3	*	NE			0,001	Algorithm converged.	-0,034	0,037	1,00	Algorithm converged.	0,97	1,04	0,6856		1,00	Algorithm converged.	0,96	1,04
	Asia Pacific (inc. Australia)	64	10,1	62	96,9	58	9,3	57	98,3	0,49	Convergence criterion (GCONV=1E-8) satisfied.	0,04	5,49	*	WARNING: The relative Hessian convergence criterion of 3.3970437179 is greater than the limit of 0.0001. The convergence is questionable.			*	WARNING: Negative of Hessian not positive definite.					*	WARNING: Negative of Hessian not positive definite.		
Race/ethnicity	White	436	69,0	418	95,9	416	66,3	404	97,1	0,71	Convergence criterion (GCONV=1E-8) satisfied.	0,34	1,49	-0,015	Algorithm converged.	-0,042	0,011	0,98	Algorithm converged.	0,96	1,01	0,3662	0,5580	1,02	Algorithm converged.	0,99	1,05
	Asian	56	8,9	55	98,2	48	7,7	47	97,9	1,13	Convergence criterion (GCONV=1E-8) satisfied.	0,07	18,23	*	WARNING: The relative Hessian convergence criterion of 3.9567554709 is greater than the limit of 0.0001. The convergence is questionable.			*	WARNING: Negative of Hessian not positive definite.					*	WARNING: Negative of Hessian not positive definite.		
	Other	44	7,0	42	95,5	36	5,7	35	97,2	1,05	Convergence criterion (GCONV=1E-8) satisfied.	0,08	13,27	*	WARNING: The relative Hessian convergence criterion of 2.795674432 is greater than the limit of 0.0001. The convergence is questionable.			*	WARNING: Negative of Hessian not positive definite.					*	WARNING: Negative of Hessian not positive definite.		
	Unknown	17	2,7	16	94,1	13	2,1	12	92,3	0,00	Convergence criterion (GCONV=1E-8) satisfied.	0,00	NE	*	WARNING: The relative Hessian convergence criterion of 2.7662680302 is greater than the limit of 0.0001. The convergence is questionable.			*	WARNING: Negative of Hessian not positive definite.					*	WARNING: Negative of Hessian not positive definite.		
Baseline HbA1c	<=8%	351	55,5	336	95,7	323	51,5	316	97,8	0,51	Convergence criterion (GCONV=1E-8) satisfied.	0,21	1,28	-0,023	Algorithm converged.	-0,056	0,009	0,98	Algorithm converged.	0,96	1,01	0,1449	0,2500	1,03	Algorithm converged.	0,99	1,06
	>8%	195	30,9	188	96,4	185	29,5	177	95,7	1,20	Convergence criterion (GCONV=1E-8) satisfied.	0,43	3,40	0,008	Algorithm converged.	-0,031	0,048	*	WARNING: The relative Hessian convergence criterion of 0.0002410046 is greater than the limit of 0.0001. The convergence is questionable.					*	WARNING: The relative Hessian convergence criterion of 0.0002410046 is greater than the limit of 0.0001. The convergence is questionable.		
	Missing	7	1,1	7	100,0	3	0,8	5	100,0	NE	NE	NE	NE	NE	NE	NE	NE	NE	NE	NE	NE	NE		NE	NE	NE	NE
Prior IVT anti-VEGF therapy	Yes	119	18,8	117	98,3	118	18,8	115	97,5	1,73	Convergence criterion (GCONV=1E-8) satisfied.	0,29	10,50	*	WARNING: The relative Hessian convergence criterion of 0.7166763705 is greater than the limit of 0.0001. The convergence is questionable.			*	WARNING: Negative of Hessian not positive definite.			0,2451		*	WARNING: Negative of Hessian not positive definite.		
	No	434	68,7	414	95,4	395	63,0	383	97,0	0,68	Convergence criterion (GCONV=1E-8) satisfied.	0,32	1,36	-0,016	Algorithm converged.	-0,042	0,010	0,98	Algorithm converged.	0,98	1,01	0,2509		1,02	Algorithm converged.	0,99	1,05
Baseline DR severity	<47	323	51,1	305	94,4	291	46,4	283	97,3	0,48	Convergence criterion (GCONV=1E-8) satisfied.	0,20	1,11	*	WARNING: The relative Hessian convergence criterion of 0.0963964099 is greater than the limit of 0.0001. The convergence is questionable.			*	WARNING: The relative Hessian convergence criterion of 0.0867619905 is greater than the limit of 0.0001. The convergence is questionable.			0,1362		*	WARNING: The relative Hessian convergence criterion of 0.0867619905 is greater than the limit of 0.0001. The convergence is questionable.		
	47 - 53	174	27,5	171	98,3	177	28,2	174	98,3	0,82	Convergence criterion (GCONV=1E-8) satisfied.	0,18	4,61	*	WARNING: The relative Hessian convergence criterion of 2.4758500627 is greater than the limit of 0.0001. The convergence is questionable.			*	WARNING: Negative of Hessian not positive definite.					*	WARNING: Negative of Hessian not positive definite.		
	>53	47	7,4	46	97,9	28	4,5	26	92,9	>999,99	Convergence criterion (GCONV=1E-8) satisfied.	0,00	NE	*	WARNING: The relative Hessian convergence criterion of 4.7292952423 is greater than the limit of 0.0001. The convergence is questionable.			*	WARNING: Negative of Hessian not positive definite.					*	WARNING: Negative of Hessian not positive definite.		
	Missing	9	1,4	9	100,0	17	2,7	15	88,2	NE	Convergence criterion (ABSGCONV=0) satisfied.	NE	NE	*	WARNING: The relative Hessian convergence criterion of 2.1603946131 is greater than the limit of 0.0001. The convergence is questionable.			*	WARNING: Negative of Hessian not positive definite.					*	WARNING: Negative of Hessian not positive definite.		
Baseline DR severity	<=53	497	78,6	476	95,8	468	74,6	457	97,6	0,56	Convergence criterion (GCONV=1E-8) satisfied.	0,27	1,16	*	WARNING: The relative Hessian convergence criterion of 0.0021458028 is greater than the limit of 0.0001. The convergence is questionable.			*	WARNING: The relative Hessian convergence criterion of 0.0036101723 is greater than the limit of 0.0001. The convergence is questionable.			0,1755		*	WARNING: The relative Hessian convergence criterion of 0.0036101723 is greater than the limit of 0.0001. The convergence is questionable.		
	>53	47	7,4	46	97,9	28	4,5	26	92,9	>999,99	Convergence criterion (GCONV=1E-8) satisfied.	0,00	NE	*	WARNING: The relative Hessian convergence criterion of 4.7292952423 is greater than the limit of 0.0001. The convergence is questionable.			*	WARNING: Negative of Hessian not positive definite.					*	WARNING: Negative of Hessian not positive definite.		
	Missing	9	1,4	9	100,0	17	2,7	15	88,2	NE	Convergence criterion (ABSGCONV=0) satisfied.	NE	NE	*	WARNING: The relative Hessian convergence criterion of 2.1603946131 is greater than the limit of 0.0001. The convergence is questionable.			*	WARNING: Negative of Hessian not positive definite.					*	WARNING: Negative of Hessian not positive definite.		
Medical history: renal disease	Yes	52	8,2	48	92,3	29	4,6	28	96,6	0,46	Convergence criterion (GCONV=1E-8) satisfied.	0,04	4,83	*	WARNING: The relative Hessian convergence criterion of 1.2577899686 is greater than the limit of 0.0001. The convergence is questionable.			*	WARNING: Negative of Hessian not positive definite.			0,4020		*	WARNING: Negative of Hessian not positive definite.		
	No	501	79,3	483	96,4	484	77,2	470	97,1	0,82	Convergence criterion (GCONV=1E-8) satisfied.	0,41	1,67	-0,007	Algorithm converged.	-0,030	0,016	0,99	Algorithm converged.	0,97	1,02	0,5920		1,01	Algorithm converged.	0,98	1,03
Medical history: cardiac disease	Yes	443	70,1	424	95,7	405	64,6	392	96,8	0,76	Convergence criterion (GCONV=1E-8) satisfied.	0,37	1,57	-0,012	Algorithm converged.	-0,039	0,014	0,99	Algorithm converged.	0,96	1,01	0,4615	0,8266	1,01	Algorithm converged.	0,99	1,04
	No	110	17,4	107	97,3	108	17,2	106	98,1	0,82	Convergence criterion (GCONV=1E-8) satisfied.	0,13	5,25	*	WARNING: The relative Hessian convergence criterion of 2.2201612428 is greater than the limit of 0.0001. The convergence is questionable.			*	WARNING: Negative of Hessian not positive definite.					*	WARNING: Negative of Hessian not positive definite.		
Medical history: vascular disease	Yes	75	11,9	72	96,0	82	13,1	77	93,9	1,90	Convergence criterion (GCONV=1E-8) satisfied.	0,43	8,44	*	WARNING: The relative Hessian convergence criterion of 0.5304443637 is greater than the limit of 0.0001. The convergence is questionable.			*	WARNING: The relative Hessian convergence criterion of 0.8355495179 is greater than the limit of 0.0001. The convergence is questionable.			0,2845		*	WARNING: The relative Hessian convergence criterion of 0.8355495179 is greater than the limit of 0.0001. The convergence is questionable.		
	No	478	75,6	459	96,0	431	68,7	421	97,7	0,59	Convergence criterion (GCONV=1E-8) satisfied.	0,27	1,27	*	WARNING: The relative Hessian convergence criterion of 0.0001987475 is greater than the limit of 0.0001. The convergence is questionable.			*	WARNING: The relative Hessian convergence criterion of 0.0030643 is greater than the limit of 0.0001. The convergence is questionable.					*	WARNING: The relative Hessian convergence criterion of 0.0030643 is greater than the limit of 0.0001. The convergence is questionable.		
Study	Rhine	283	44,8	272	95,8	254	40,5	246	96,9	0,76	Convergence criterion (GCONV=1E-8) satisfied.	0,30	1,88	-0,012	Algorithm converged.	-0,046	0,021	0,99	Algorithm converged.	0,95	1,02	0,5447	0,8861	1,01	Algorithm converged.	0,98	1,05
	Yosemite	270	42,7	260	96,3	259	41,3	252	97,3	0,74	Convergence criterion (GCONV=1E-8) satisfied.	0,28	1,98	-0,009	Algorithm converged.	-0,040	0,021	0,99	Algorithm converged.	0,96	1,02	0,5497		1,01	Algorithm converged.	0,98	1,04

Test for interaction based on RR (Log-binomial regression)
* indicates convergence problem. Result is uninterpretable.
Only patients with at least one value are used for analysis. For stratification Asia and rest of the world regions are combined due to a small number of enrolled patients. The stratification factor is excluded if it is the subgroup. OR is computed by stratified analysis, RR and ARD by adjusted analysis.
Early Termination (ET) visit was mapped to closest regular visit.
Treatment policy strategy was applied to non-COVID-19 related and hypothetical strategy was applied to COVID-19 related intercurrent events. COVID-19 related intercurrent events are: Disc. of Treatment due to COVID-19, Prohibited Treatment/Therapy due to COVID-19, Missed Dose at Week 88,92 or 96 due to COVID-19 and COVID-19 Death.
Clinical cut-off: YOSEMITE 01NOV2021 and RHINE 28OCT2021

Program: root/clinical_studies/RO6867461/CDT70122/share/ACE_pool_DME_CSR_Final/prod/program/t_eff_resp.sas
Output: root/clinical_studies/RO6867461/CDT70122/share/ACE_pool_DME_CSR_Final/prod/output_bc/t_eff_resp_ag_str_SBCVAL10_AVG2_PREST_ITBC_OCTNOV2021_DME.xls
20MAR2022 9:49

POPULATION: Intent-to-Treat Population B vs. C
ENDPOINT: Proportion of Patients avoiding a loss of >=15 in BCVA (Study Eye) averaged over Weeks 48, 52 and 56
MODEL: Stratified Analysis by Study, Baseline BCVA ETDRS letter score, Prior IVT anti-VEGF therapy, Geographic region (combined)
STUDY: GR40349 & GR40398
Dichotomous Analysis (Efficacy)

		Faricimab (PTI) (N=632)				Aflibercept (N=627)				Faricimab (PTI) vs. Aflibercept																		Aflibercept vs. Faricimab (PTI)					
		Patients		Patients with Event		Patients		Patients with Event		Odds Ratio																		Relative Risk					
														Absolute Risk Difference								Relative Risk											
Name	Level	n	%	n	%	n	%	n	%	Odds Ratio		Convergence Reason	95% Lower CL	95% Upper CL	Absolute Risk		Convergence Reason	95% Lower CL	95% Upper CL	Relative Risk		Convergence Reason	95% Lower CL	95% Upper CL	p-value (Cochran-Mantel-Haenszel)	Interaction Test p-value (likelihood ratio)	Relative Risk		Convergence Reason	95% Lower CL	95% Upper CL
All	n/a	570	90,2	561	98,4	555	88,5	548	98,7	0,80		Convergence criterion (GCONV=1E-8) satisfied.	0,30	2,15	-0,009		Algorithm converged.	-0,026	0,009	0,99		Algorithm converged.	0,97	1,01	0,6515		1,01		Algorithm converged.	0,99	1,03
Study	Rhine	294	46,5	289	98,3	279	44,5	275	98,6	0,82		Convergence criterion (GCONV=1E-8) satisfied.	0,22	3,09		*	WARNING: The relative Hessian convergence criterion of 0.0316806643 is greater than the limit of 0.0001. The convergence is questionable.				*	WARNING: The relative Hessian convergence criterion of 0.0354140953 is greater than the limit of 0.0001. The convergence is questionable.				0,7126		*	WARNING: The relative Hessian convergence criterion of 0.0354140953 is greater than the limit of 0.0001. The convergence is questionable.		
	Yosemite	276	43,7	272	98,6	276	44,0	273	98,9	0,78		Convergence criterion (XCONV=0) satisfied.	0,17	3,42		*	WARNING: The relative Hessian convergence criterion of 0.017719393 is greater than the limit of 0.0001. The convergence is questionable.				*	WARNING: The relative Hessian convergence criterion of 0.3980086156 is greater than the limit of 0.0001. The convergence is questionable.						*	WARNING: The relative Hessian convergence criterion of 0.3980086156 is greater than the limit of 0.0001. The convergence is questionable.		

Test for interaction based on RR (Log-binomial regression)
* indicates convergence problem. Result is uninterpretable.
Only patients with at least one value are used for analysis. For stratification Asia and rest of the world regions are combined due to a small number of enrolled patients. The stratification factor is excluded if it is the subgroup. OR is computed by stratified analysis, RR and ARD by adjusted analysis.
Early Termination (ET) visit was mapped to closest regular visit.
Treatment policy strategy was applied to non-COVID-19 related and hypothetical strategy was applied to COVID-19 related intercurrent events. COVID-19 related intercurrent events are: Disc. of Treatment due to COVID-19, Prohibited Treatment/Therapy due to COVID-19, Missed Dose at Week 44,48 or 52 due to COVID-19 and COVID-19 Death.
Clinical cut-off: YOSEMITE 01NOV2021 and RHINE 28OCT2021

Program: root/clinical_studies/RO6867461/CDT70122/share/ACE_pool_DME_CSR_Final/prod/program/t_eff_resp.sas
Output: root/clinical_studies/RO6867461/CDT70122/share/ACE_pool_DME_CSR_Final/prod/output_hc/t_eff_resp_str_SBCVAL15_AVG_PREST_ITBC_OCTNOV2021_DME.xls
26MAR2022 10:14

POPULATION: Intent-to-Treat Population B vs. C
ENDPOINT: Proportion of Patients avoiding a loss of >=15 in BCVA (Study Eye) averaged over Weeks 48, 52 and 56
MODEL: Adjusted Analysis by Study, Baseline BCVA ETDRS letter score, Prior IVT anti-VEGF therapy, Geographic region
STUDY: GR40349 & GR40398
Forest Plot of Relative Risk

Study	Total n	Aflibercept (N=627) n	Aflibercept (N=627) n Responder	Faricimab (PTI) (N=632) n	Faricimab (PTI) (N=632) n Responder	Relative Risk	95% CI
All Patients	1125	555	548	570	561	0.99	(0.97, 1.01)
Study							
Rhine	573	279	275	294	289		
Yosemite	552	276	273	276	272		

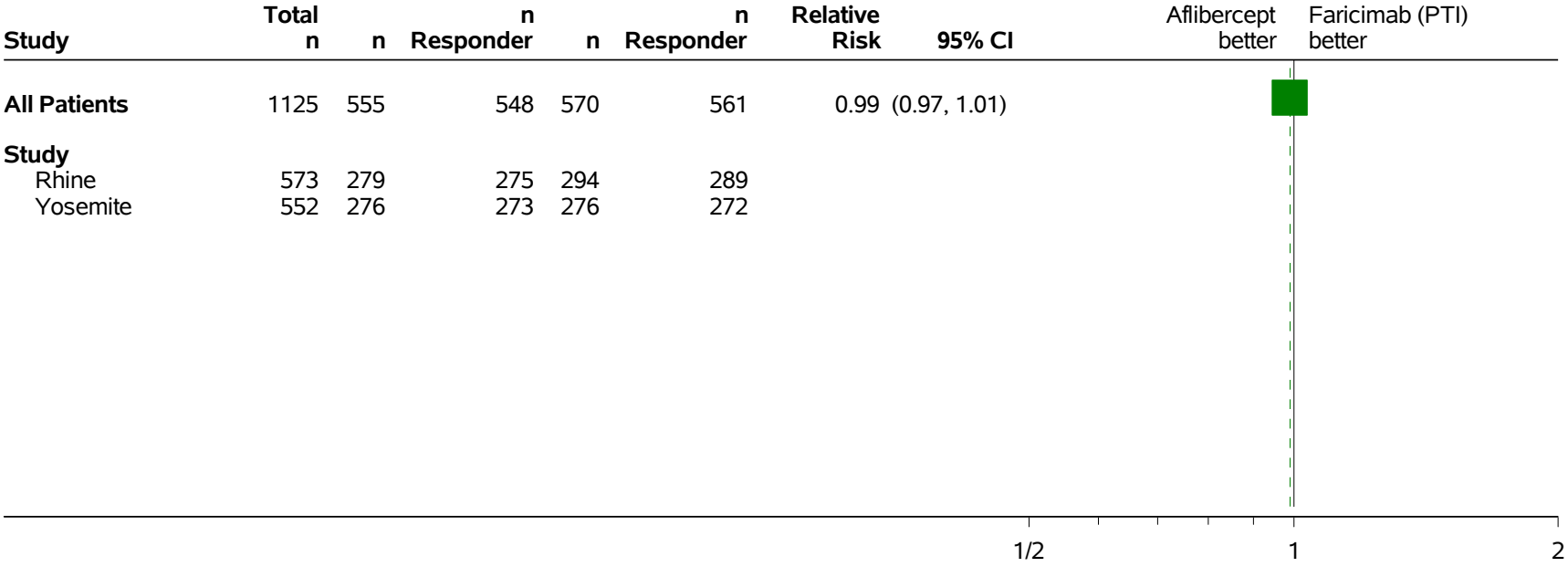

Only patients with at least one value are used for analysis. For adjustment Asia and rest of the world regions are combined due to a small number of enrolled patients.
The adjustment factor is excluded if it is the subgroup.
Early Termination (ET) visit was mapped to closest regular visit.
Treatment policy strategy was applied to non-COVID-19 related and hypothetical strategy was applied to COVID-19 related intercurrent events. COVID-19 related intercurrent events are:
Disc. of Treatment due to COVID-19, Prohibited Treatment/Therapy due to COVID-19, Missed Dose at Week 44,48 or 52 due to COVID-19 and COVID-19 Death.
Clinical cut-off: YOSEMITE 01NOV2021 and RHINE 28OCT2021
Program: root/clinical_studies/RO6867461/CDT70122/share/ACE_pool_DME_Base/prod/program/g_forest_rr.sas
Output: root/clinical_studies/RO6867461/CDT70122/share/ACE_pool_DME_CSR_Final/prod/output_bc/g_forest_rr_str_SBCVAL15_AVG_PREST_ITBC_OCTNOV2021_DME.pdf 06OCT2022 17:42

POPULATION: Intent-to-Treat Population B vs. C
ENDPOINT: Proportion of Patients avoiding a loss of >=15 in BCVA (Study Eye) averaged over Weeks 48, 52 and 56
MODEL: Stratified Analysis by Study, Baseline BCVA ETDRS letter score, Prior IVT anti-VEGF therapy, Geographic region
STUDY: GR40349 & GR40398
Forest Plot of Odds Ratio

Study	Total n	Aflibercept (N=627) n	Aflibercept (N=627) n Responder	Faricimab (PTI) (N=632) n	Faricimab (PTI) (N=632) n Responder	Odds Ratio	95% CI
All Patients	1125	555	548	570	561	0.80	(0.30, 2.15)
Study							
Rhine	573	279	275	294	289	0.82	(0.22, 3.09)
Yosemite	552	276	273	276	272	0.76	(0.17, 3.42)

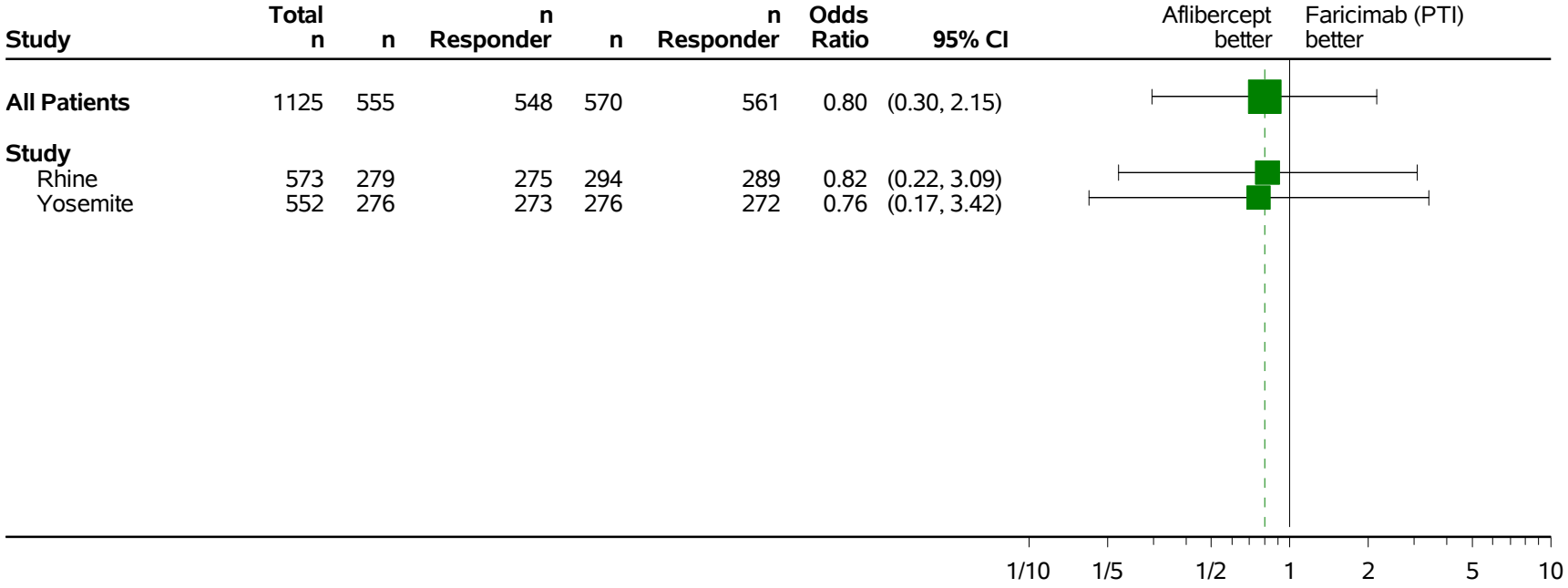

Only patients with at least one value are used for analysis. For stratification Asia and rest of the world regions are combined due to a small number of enrolled patients.
Early Termination (ET) visit was mapped to closest regular visit.
Treatment policy strategy was applied to non-COVID-19 related and hypothetical strategy was applied to COVID-19 related intercurrent events. COVID-19 related intercurrent events are:
Disc. of Treatment due to COVID-19, Prohibited Treatment/Therapy due to COVID-19, Missed Dose at Week 44,48 or 52 due to COVID-19 and COVID-19 Death.
Clinical cut-off: YOSEMITE 01NOV2021 and RHINE 28OCT2021
Program: root/clinical_studies/RO6867461/CDT70122/share/ACE_pool_DME_Base/prod/program/g_forest_or.sas
Output: root/clinical_studies/RO6867461/CDT70122/share/ACE_pool_DME_CSR_Final/prod/output_bc/g_forest_or_str_SBCVAL15_AVG_PREST_ITBC_OCTNOV2021_DME.pdf 30SEP2022 12:12

POPULATION: Intent-to-Treat Population B vs. C
ENDPOINT: Proportion of Patients avoiding a loss of >=15 in BCVA (Study Eye) averaged over Weeks 48, 52 and 56
MODEL: Stratified Analysis by Study, Baseline BCVA ETDRS letter score, Prior IVT anti-VEGF therapy, Geographic region (combined)
STUDY: GR40349 & GR40398
Dichotomous Analysis by Subgroups (Efficacy)

		Faricimab (PTI) (N=632)				Aflibercept (N=627)				Faricimab (PTI) vs. Aflibercept														Aflibercept vs. Faricimab (PTI)			
		Patients		Patients with Event		Patients		Patients with Event		Odds Ratio				Absolute Risk Difference				Relative Risk						Relative Risk			
Name	Level	n	%	n	%	n	%	n	%	Odds Ratio	Convergence Reason	95% Lower CL	95% Upper CL	Absolute Risk	Convergence Reason	95% Lower CL	95% Upper CL	Relative Risk	Convergence Reason	95% Lower CL	95% Upper CL	p-value (Cochran-Mantel Haenszel)	Interaction Test p-value (likelihood ratio)	Relative Risk	Convergence Reason	95% Lower CL	95% Upper CL
All	n/a	570	90,2	561	98,4	555	88,5	548	98,7	0,80	Convergence criterion (GCONV=1E-8) satisfied.	0,30	2,15	-0,009	Algorithm converged.	-0,026	0,009	0,93	Algorithm converged.	0,97	1,01	0,6515		1,01	Algorithm converged.	0,99	1,03
Sex	Male	356	56,3	353	99,2	320	51,0	315	98,4	1,96	Convergence criterion (GCONV=1E-8) satisfied.	0,48	8,32	*	WARNING: The relative Hessian convergence criterion of 2.403582620l is greater than the limit of 0.0001. The convergence is questionable.			*	WARNING: The relative Hessian convergence criterion of 4.1342441558 is greater than the limit of 0.0001. The convergence is questionable.			0,0500		*	WARNING: The relative Hessian convergence criterion of 4.1342441558 is greater than the limit of 0.0001. The convergence is questionable.		
	Female	214	33,9	208	97,2	235	37,5	233	99,1	0,31	Convergence criterion (GCONV=1E-8) satisfied.	0,06	1,55	*	WARNING: The relative Hessian convergence criterion of 0.7080487241 is greater than the limit of 0.0001. The convergence is questionable.			*	WARNING: The relative Hessian convergence criterion of 0.7108477116 is greater than the limit of 0.0001. The convergence is questionable.					*	WARNING: The relative Hessian convergence criterion of 0.7108477116 is greater than the limit of 0.0001. The convergence is questionable.		
Age	< 65 years	318	50,3	313	98,4	330	52,6	327	99,1	0,64	Convergence criterion (GCONV=1E-8) satisfied.	0,15	2,72	*	WARNING: The relative Hessian convergence criterion of 0.0668850003 is greater than the limit of 0.0001. The convergence is questionable.			*	WARNING: The relative Hessian convergence criterion of 0.4091221059 is greater than the limit of 0.0001. The convergence is questionable.			0,5885		*	WARNING: The relative Hessian convergence criterion of 0.4091221059 is greater than the limit of 0.0001. The convergence is questionable.		
	>= 65 years	252	39,9	248	98,4	225	35,9	221	98,2	1,19	Convergence criterion (GCONV=1E-8) satisfied.	0,29	4,84	*	WARNING: The relative Hessian convergence criterion of 0.0021715079 is greater than the limit of 0.0001. The convergence is questionable.			*	WARNING: The relative Hessian convergence criterion of 0.0040106642 is greater than the limit of 0.0001. The convergence is questionable.					*	WARNING: The relative Hessian convergence criterion of 0.0040106642 is greater than the limit of 0.0001. The convergence is questionable.		
Age	< 75 years	525	83,1	518	98,7	513	81,8	507	98,8	0,87	Convergence criterion (GCONV=1E-8) satisfied.	0,29	2,59	*	WARNING: The relative Hessian convergence criterion of 0.0228740867 is greater than the limit of 0.0001. The convergence is questionable.			*	WARNING: The relative Hessian convergence criterion of 0.0300368666 is greater than the limit of 0.0001. The convergence is questionable.			0,8812		*	WARNING: The relative Hessian convergence criterion of 0.0300368666 is greater than the limit of 0.0001. The convergence is questionable.		
	>= 75 years	45	7,1	43	95,6	42	6,7	41	97,6	0,41	Convergence criterion (GCONV=1E-8) satisfied.	0,04	4,59	*	WARNING: The relative Hessian convergence criterion of 1.5289717362 is greater than the limit of 0.0001. The convergence is questionable.			*	WARNING: Negative of Hessian not positive definite.					*	WARNING: Negative of Hessian not positive definite.		
Baseline BCVA ETDRS letter score	< 64 letters	251	39,7	248	98,8	257	41,0	254	98,8	0,95	Convergence criterion (GCONV=1E-8) satisfied.	0,19	4,74	*	WARNING: The relative Hessian convergence criterion of 2.3227357242 is greater than the limit of 0.0001. The convergence is questionable.			*	WARNING: Negative of Hessian not positive definite.			1,0000		*	WARNING: Negative of Hessian not positive definite.		
	>= 64 letters	318	50,3	313	98,4	298	47,5	294	98,7	0,84	Convergence criterion (GCONV=1E-8) satisfied.	0,22	3,13	*	WARNING: The relative Hessian convergence criterion of 0.0064415954 is greater than the limit of 0.0001. The convergence is questionable.			*	WARNING: The relative Hessian convergence criterion of 0.0118944272 is greater than the limit of 0.0001. The convergence is questionable.					*	WARNING: The relative Hessian convergence criterion of 0.0118944272 is greater than the limit of 0.0001. The convergence is questionable.		
	Missing	1	0,2	0	0,0	0	0,0	0	0,0	NE	NE	NE	NE	NE	NE	NE	NE	NE	NE	NE	NE	NE		NE	NE	NE	NE
Geographic region	Europe	192	30,4	189	98,4	193	30,8	191	99,0	0,66	Convergence criterion (GCONV=1E-8) satisfied.	0,11	3,97	*	WARNING: The relative Hessian convergence criterion of 0.0026737376 is greater than the limit of 0.0001. The convergence is questionable.			*	WARNING: The relative Hessian convergence criterion of 0.0108039528 is greater than the limit of 0.0001. The convergence is questionable.			NE		*	WARNING: The relative Hessian convergence criterion of 0.0108039528 is greater than the limit of 0.0001. The convergence is questionable.		
	America	311	49,2	307	98,7	297	47,4	292	98,3	1,32	Convergence criterion (GCONV=1E-8) satisfied.	0,35	4,96	*	WARNING: The relative Hessian convergence criterion of 0.0001940557 is greater than the limit of 0.0001. The convergence is questionable.			*	WARNING: The relative Hessian convergence criterion of 0.0020876489 is greater than the limit of 0.0001. The convergence is questionable.					*	WARNING: The relative Hessian convergence criterion of 0.0020876489 is greater than the limit of 0.0001. The convergence is questionable.		
	Asia Pacific (inc. Australia)	67	10,6	65	97,0	65	10,4	65	100,0	0,00	Convergence criterion (GCONV=1E-8) satisfied.	0,00	NE	*	WARNING: The relative Hessian convergence criterion of 7.0405800417 is greater than the limit of 0.0001. The convergence is questionable.			*	WARNING: Negative of Hessian not positive definite.					*	WARNING: Negative of Hessian not positive definite.		
Race/ethnicity	White	446	70,8	441	98,9	449	71,6	444	98,9	0,99	Convergence criterion (GCONV=1E-8) satisfied.	0,29	3,42	*	WARNING: The relative Hessian convergence criterion of 0.0316471543 is greater than the limit of 0.0001. The convergence is questionable.			*	WARNING: The relative Hessian convergence criterion of 0.0600310293 is greater than the limit of 0.0001. The convergence is questionable.			NE		*	WARNING: The relative Hessian convergence criterion of 0.0600310293 is greater than the limit of 0.0001. The convergence is questionable.		
	Asian	59	9,3	57	96,6	54	8,6	54	100,0	0,00	Convergence criterion (GCONV=1E-8) satisfied.	0,00	NE	*	WARNING: The relative Hessian convergence criterion of 6.0273960648 is greater than the limit of 0.0001. The convergence is questionable.			*	WARNING: Negative of Hessian not positive definite.					*	WARNING: Negative of Hessian not positive definite.		
	Other	48	7,6	47	97,9	42	6,6	38	95,0	3,13	Convergence criterion (GCONV=1E-8) satisfied.	0,27	36,43	*	WARNING: The relative Hessian convergence criterion of 2.0704216309 is greater than the limit of 0.0001. The convergence is questionable.			*	WARNING: Negative of Hessian not positive definite.					*	WARNING: Negative of Hessian not positive definite.		
	Unknown	17	2,7	16	94,1	12	1,9	12	100,0	NE		NE	NE	*	ERROR: The mean parameter is either invalid or at a limit of its range for some observations.			*	WARNING: Negative of Hessian not positive definite.					*	WARNING: Negative of Hessian not positive definite.		
Baseline HbA1c	<=8%	359	56,8	353	98,3	357	56,9	356	99,7	0,17	Convergence criterion (GCONV=1E-8) satisfied.	0,02	1,40	*	WARNING: The relative Hessian convergence criterion of 2.6421625203 is greater than the limit of 0.0001. The convergence is questionable.			*	WARNING: Negative of Hessian not positive definite.			1,0000		*	WARNING: Negative of Hessian not positive definite.		
	>8%	204	32,3	201	98,5	194	30,9	188	96,9	2,22	Convergence criterion (GCONV=1E-8) satisfied.	0,56	8,98	*	WARNING: The relative Hessian convergence criterion of 0.0095066852 is greater than the limit of 0.0001. The convergence is questionable.			*	WARNING: The relative Hessian convergence criterion of 0.0447388136 is greater than the limit of 0.0001. The convergence is questionable.					*	WARNING: The relative Hessian convergence criterion of 0.0447388136 is greater than the limit of 0.0001. The convergence is questionable.		
	Missing	7	1,1	7	100,0	4	0,6	4	100,0	NE		NE	NE	NE	NE	NE	NE	NE	NE	NE	NE	NE		NE	NE	NE	NE
Prior IVT anti-VEGF therapy	Yes	124	19,6	123	99,2	130	20,7	128	98,5	1,97	Convergence criterion (GCONV=1E-8) satisfied.	0,18	21,84	*	WARNING: The relative Hessian convergence criterion of 0.8595164287 is greater than the limit of 0.0001. The convergence is questionable.			*	WARNING: Negative of Hessian not positive definite.			0,1732		*	WARNING: Negative of Hessian not positive definite.		
	No	446	70,6	438	98,2	425	67,8	420	98,8	0,63	Convergence criterion (GCONV=1E-8) satisfied.	0,21	1,99	*	WARNING: The relative Hessian convergence criterion of 0.0047112038 is greater than the limit of 0.0001. The convergence is questionable.			*	WARNING: The relative Hessian convergence criterion of 0.0079140151 is greater than the limit of 0.0001. The convergence is questionable.					*	WARNING: The relative Hessian convergence criterion of 0.0079140151 is greater than the limit of 0.0001. The convergence is questionable.		
Baseline DR severity	<47	330	52,2	325	98,5	311	49,6	307	98,7	0,88	Convergence criterion (GCONV=1E-8) satisfied.	0,23	3,34	*	WARNING: The relative Hessian convergence criterion of 0.0439167445 is greater than the limit of 0.0001. The convergence is questionable.			*	WARNING: The relative Hessian convergence criterion of 0.0421046449 is greater than the limit of 0.0001. The convergence is questionable.			NE		*	WARNING: The relative Hessian convergence criterion of 0.0421046449 is greater than the limit of 0.0001. The convergence is questionable.		
	47 - 53	178	28,2	175	98,3	190	30,3	190	100,0	0,00	Convergence criterion (GCONV=1E-8) satisfied.	0,00	NE	*	WARNING: The relative Hessian convergence criterion of 10.880344159 is greater than the limit of 0.0001. The convergence is questionable.			*	WARNING: Negative of Hessian not positive definite.					*	WARNING: Negative of Hessian not positive definite.		
	>53	52	8,2	52	100,0	37	5,9	35	94,6	>999.99	Convergence criterion (GCONV=1E-8) satisfied.	0,00	NE	*	WARNING: The relative Hessian convergence criterion of 7.2325944525 is greater than the limit of 0.0001. The convergence is questionable.			*	WARNING: Negative of Hessian not positive definite.					*	WARNING: Negative of Hessian not positive definite.		
	Missing	10	1,6	9	90,0	17	2,7	16	94,1	NE	Convergence criterion (ABSGCONV=0) satisfied.	NE	NE	*	ERROR: The mean parameter is either invalid or at a limit of its range for some observations.			*	WARNING: Negative of Hessian not positive definite.					*	WARNING: Negative of Hessian not positive definite.		
Baseline DR severity	<=53	508	80,4	500	98,4	501	79,9	497	99,2	0,53	Convergence criterion (GCONV=1E-8) satisfied.	0,16	1,76	*	WARNING: The relative Hessian convergence criterion of 0.0380394863 is greater than the limit of 0.0001. The convergence is questionable.			*	WARNING: The relative Hessian convergence criterion of 0.0381099928 is greater than the limit of 0.0001. The convergence is questionable.			NE		*	WARNING: The relative Hessian convergence criterion of 0.0381099928 is greater than the limit of 0.0001. The convergence is questionable.		
	>53	52	8,2	52	100,0	37	5,9	35	94,6	>999.99	Convergence criterion (GCONV=1E-8) satisfied.	0,00	NE	*	WARNING: The relative Hessian convergence criterion of 7.2325944525 is greater than the limit of 0.0001. The convergence is questionable.			*	WARNING: Negative of Hessian not positive definite.					*	WARNING: Negative of Hessian not positive definite.		
	Missing	10	1,6	9	90,0	17	2,7	16	94,1	NE	Convergence criterion (ABSGCONV=0) satisfied.	NE	NE	*	ERROR: The mean parameter is either invalid or at a limit of its range for some observations.			*	WARNING: Negative of Hessian not positive definite.					*	WARNING: Negative of Hessian not positive definite.		
Medical history: renal disease	Yes	54	8,9	52	96,3	38	6,1	37	97,4	0,57	Convergence criterion (GCONV=1E-8) satisfied.	0,05	6,33	*	WARNING: The relative Hessian convergence criterion of 4.0092987928 is greater than the limit of 0.0001. The convergence is questionable.			*	WARNING: Negative of Hessian not positive definite.			0,8527		*	WARNING: Negative of Hessian not positive definite.		
	No	516	81,6	509	98,6	517	82,5	511	98,8	0,84	Convergence criterion (GCONV=1E-8) satisfied.	0,28	2,51	*	WARNING: The relative Hessian convergence criterion of 0.0566102969 is greater than the limit of 0.0001. The convergence is questionable.			*	WARNING: The relative Hessian convergence criterion of 0.0731669311 is greater than the limit of 0.0001. The convergence is questionable.					*	WARNING: The relative Hessian convergence criterion of 0.0731669311 is greater than the limit of 0.0001. The convergence is questionable.		
Medical history: cardiac disease	Yes	462	73,1	454	98,3	439	70,0	432	98,4	0,88	Convergence criterion (GCONV=1E-8) satisfied.	0,31	2,44	*	WARNING: The relative Hessian convergence criterion of 0.0094077653 is greater than the limit of 0.0001. The convergence is questionable.			*	WARNING: The relative Hessian convergence criterion of 0.0018599381 is greater than the limit of 0.0001. The convergence is questionable.			NE		*	WARNING: The relative Hessian convergence criterion of 0.0018599381 is greater than the limit of 0.0001. The convergence is questionable.		
	No	108	17,1	107	99,1	118	18,8	116	100,0	0,00	Convergence criterion (GCONV=1E-8) satisfied.	0,00	NE	*	WARNING: The relative Hessian convergence criterion of 20.829460833 is greater than the limit of 0.0001. The convergence is questionable.			*	WARNING: Negative of Hessian not positive definite.					*	WARNING: Negative of Hessian not positive definite.		
Medical history: vascular disease	Yes	79	12,5	76	96,2	87	13,9	83	97,7	0,64	Convergence criterion (GCONV=1E-8) satisfied.	0,09	4,43	*	WARNING: The relative Hessian convergence criterion of 5.3032223016 is greater than the limit of 0.0001. The convergence is questionable.			*	WARNING: Negative of Hessian not positive definite.			1,0000		*	WARNING: Negative of Hessian not positive definite.		
	No	491	77,7	485	98,8	468	74,6	463	98,9	0,85	Convergence criterion (GCONV=1E-8) satisfied.	0,26	2,79	*	WARNING: The relative Hessian convergence criterion of 1.1624589927 is greater than the limit of 0.0001. The convergence is questionable.			*	WARNING: The relative Hessian convergence criterion of 1.4192511454 is greater than the limit of 0.0001. The convergence is questionable.					*	WARNING: The relative Hessian convergence criterion of 1.4192511454 is greater than the limit of 0.0001. The convergence is questionable.		
Study	Rhine	294	46,5	289	98,3	279	44,5	275	98,6	0,82	Convergence criterion (GCONV=1E-8) satisfied.	0,22	3,09	*	WARNING: The relative Hessian convergence criterion of 0.0316806643 is greater than the limit of 0.0001. The convergence is questionable.			*	WARNING: The relative Hessian convergence criterion of 0.0354140953 is greater than the limit of 0.0001. The convergence is questionable.			0,7126		*	WARNING: The relative Hessian convergence criterion of 0.0354140953 is greater than the limit of 0.0001. The convergence is questionable.		
	Yosemite	276	43,7	272	98,6	276	44,0	273	98,9	0,76	Convergence criterion (XCONV=0) satisfied.	0,17	3,42	*	WARNING: The relative Hessian convergence criterion of 0.0171193393 is greater than the limit of 0.0001. The convergence is questionable.			*	WARNING: The relative Hessian convergence criterion of 0.3980086156 is greater than the limit of 0.0001. The convergence is questionable.					*	WARNING: The relative Hessian convergence criterion of 0.3980086156 is greater than the limit of 0.0001. The convergence is questionable.		

Test for interaction based on RR (Log-binomial regression)
* indicates convergence problem. Result is uninterpretable.
Only patients with at least one value are used for analysis. For stratification Asia and rest of the world regions are combined due to a small number of enrolled patients. The stratification factor is excluded if it is the subgroup. OR is computed by stratified analysis, RR and ARD by adjusted analysis.
Early Termination (ET) visit was mapped to closest regular visit.
Treatment policy strategy was applied to non-COVID-19 related and hypothetical strategy was applied to COVID-19 related intercurrent events. COVID-19 related intercurrent events are: Disc. of Treatment due to COVID-19, Prohibited Treatment/Therapy due to COVID-19, Missed Dose at Week 44,48 or 52 due to COVID-19 and COVID-19 Death.
Clinical cut-off: YOSEMITE 01NOV2021 and RHINE 28OCT2021

Program: root/clinical_studies/RO6867461/CDT70122/share/ACE_pool_DME_CSR_Final/prod/program/t_eff_resp.sas
Output: root/clinical_studies/RO6867461/CDT70122/share/ACE_pool_DME_CSR_Final/prod/output_bc/t_eff_resp_sg_str_SBCVAL15_AVG_PREST_ITBC_OCTNOV2021_DME.xls
26MAR2022 9:20

POPULATION: Intent-to-Treat Population B vs. C
ENDPOINT: Proportion of Patients avoiding a loss of >=15 in BCVA (Study Eye) averaged over Weeks 92, 96 and 100
MODEL: Stratified Analysis by Study, Baseline BCVA ETDRS letter score, Prior IVT anti-VEGF therapy, Geographic region (combined)
STUDY: GR40349 & GR40398
Dichotomous Analysis (Efficacy)

		Faricimab (PTI) (N=632)				Aflibercept (N=627)				Faricimab (PTI) vs. Aflibercept																Aflibercept vs. Faricimab (PTI)			
		Patients		Patients with Event		Patients		Patients with Event		Odds Ratio					Absolute Risk Difference				Relative Risk							Relative Risk			
Name	Level	n	%	n	%	n	%	n	%	Odds Ratio		Convergence Reason	95% Lower CL	95% Upper CL	Absolute Risk	Convergence Reason	95% Lower CL	95% Upper CL	Relative Risk	Convergence Reason	95% Lower CL	95% Upper CL	p-value (Cochran-Mantel-Haenszel)	Interaction Test p-value (likelihood ratio)	Relative Risk	Convergence Reason	95% Lower CL	95% Upper CL
All	n/a	553	87,5	537	97,1	513	81,8	502	97,9	0,76		Convergence criterion (GCONV=1E-8) satisfied.	0,35	1,66	-0,005	Algorithm converged.	-0,025	0,014	0,99	Algorithm converged.	0,97	1,01	0,4966		1,01	Algorithm converged.	0,99	1,03
Study	Rhine	283	44,8	273	96,5	254	40,5	248	97,6	0,68		Convergence criterion (GCONV=1E-8) satisfied.	0,24	1,89	-0,011	Algorithm converged.	-0,041	0,018	0,99	Algorithm converged.	0,96	1,02	0,4558	0,5205	1,01	Algorithm converged.	0,98	1,04
	Yosemite	270	42,7	264	97,8	259	41,3	254	98,1	0,90		Convergence criterion (GCONV=1E-8) satisfied.	0,27	2,99	0,005	Algorithm converged.	-0,022	0,031	1,01	Algorithm converged.	0,98	1,03	0,8677		0,99	Algorithm converged.	0,97	1,02

Test for interaction based on RR (Log-binomial regression)
* indicates convergence problem. Result is uninterpretable.
Only patients with at least one value are used for analysis. For stratification Asia and rest of the world regions are combined due to a small number of enrolled patients. The stratification factor is excluded if it is the subgroup. OR is computed by stratified analysis, RR and ARD by adjusted analysis.
Early Termination (ET) visit was mapped to closest regular visit.
Treatment policy strategy was applied to non-COVID-19 related and hypothetical strategy was applied to COVID-19 related intercurrent events. COVID-19 related intercurrent events are: Disc. of Treatment due to COVID-19, Prohibited Treatment/Therapy due to COVID-19, Missed Dose at Week 88,92 or 96 due to COVID-19 and COVID-19 Death.
Clinical cut-off: YOSEMITE 01NOV2021 and RHINE 28OCT2021

Program: root/clinical_studies/RO6867461/CDT70122/share/ACE_pool_DME_CSR_Final/prod/program/t_eff_resp.sas
Output: root/clinical_studies/RO6867461/CDT70122/share/ACE_pool_DME_CSR_Final/prod/output_bc/t_eff_resp_str_SBCVAL15_AVG2_PREST_ITBC_OCTNOV2021_DME.xls
26MAR2022 10:19

POPULATION: Intent-to-Treat Population B vs. C
ENDPOINT: Proportion of Patients avoiding a loss of >=15 in BCVA (Study Eye) averaged over Weeks 92, 96 and 100
MODEL: Adjusted Analysis by Study, Baseline BCVA ETDRS letter score, Prior IVT anti-VEGF therapy, Geographic region
STUDY: GR40349 & GR40398
Forest Plot of Relative Risk

Study	Total n	Aflibercept (N=627) n	Aflibercept (N=627) n Responder	Faricimab (PTI) (N=632) n	Faricimab (PTI) (N=632) n Responder	Relative Risk	95% CI
All Patients	1066	513	502	553	537	0.99	(0.97, 1.01)
Study							
Rhine	537	254	248	283	273	0.99	(0.96, 1.02)
Yosemite	529	259	254	270	264	1.01	(0.98, 1.03)

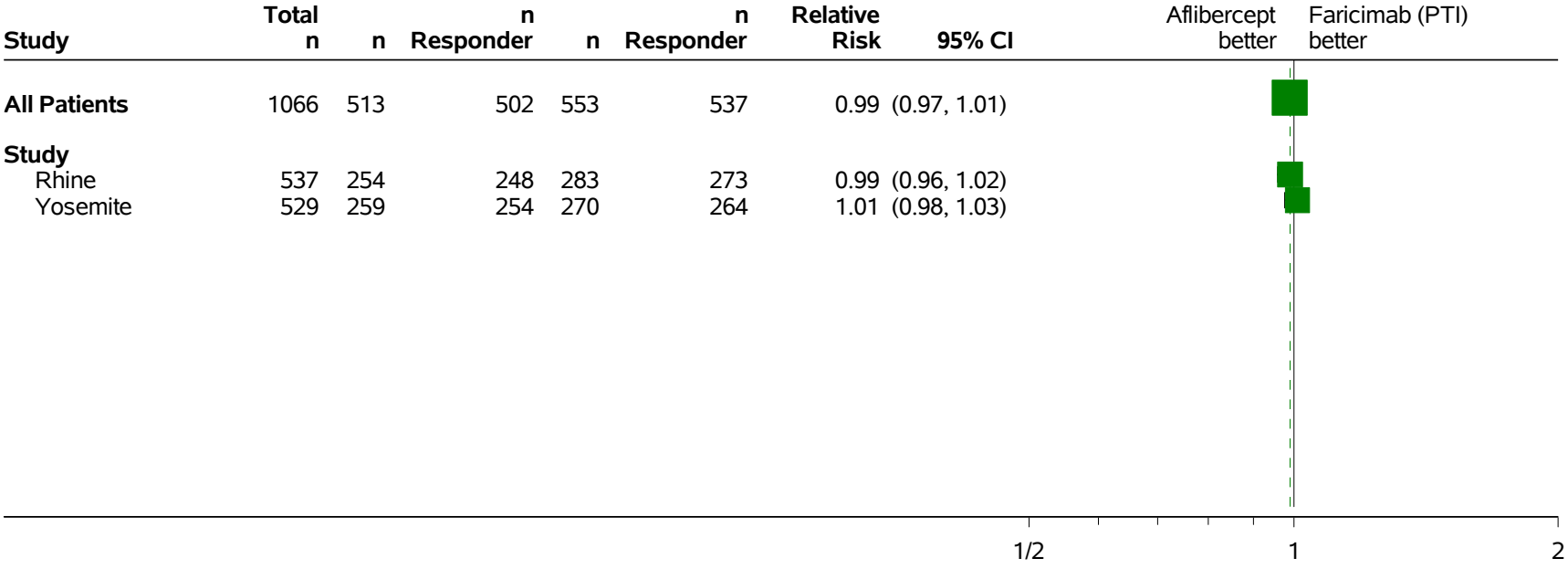

Only patients with at least one value are used for analysis. For adjustment Asia and rest of the world regions are combined due to a small number of enrolled patients.
The adjustment factor is excluded if it is the subgroup.
Early Termination (ET) visit was mapped to closest regular visit.
Treatment policy strategy was applied to non-COVID-19 related and hypothetical strategy was applied to COVID-19 related intercurrent events. COVID-19 related intercurrent events are:
Disc. of Treatment due to COVID-19, Prohibited Treatment/Therapy due to COVID-19, Missed Dose at Week 88,92 or 96 due to COVID-19 and COVID-19 Death.
Clinical cut-off: YOSEMITE 01NOV2021 and RHINE 28OCT2021
Program: root/clinical_studies/RO6867461/CDT70122/share/ACE_pool_DME_Base/prod/program/g_forest_rr.sas
Output: root/clinical_studies/RO6867461/CDT70122/share/ACE_pool_DME_CSR_Final/prod/output_bc/g_forest_rr_str_SBCVAL15_AVG2_PREST_ITBC_OCTNOV2021_DME.pdf 06OCT2022 17:44

POPULATION: Intent-to-Treat Population B vs. C
ENDPOINT: Proportion of Patients avoiding a loss of >=15 in BCVA (Study Eye) averaged over Weeks 92, 96 and 100
MODEL: Stratified Analysis by Study, Baseline BCVA ETDRS letter score, Prior IVT anti-VEGF therapy, Geographic region
STUDY: GR40349 & GR40398
Forest Plot of Odds Ratio

Study	Total n	Aflibercept (N=627) n	Aflibercept (N=627) n Responder	Faricimab (PTI) (N=632) n	Faricimab (PTI) (N=632) n Responder	Odds Ratio	95% CI
All Patients	1066	513	502	553	537	0.76	(0.35, 1.66)
Study							
Rhine	537	254	248	283	273	0.68	(0.24, 1.89)
Yosemite	529	259	254	270	264	0.90	(0.27, 2.99)

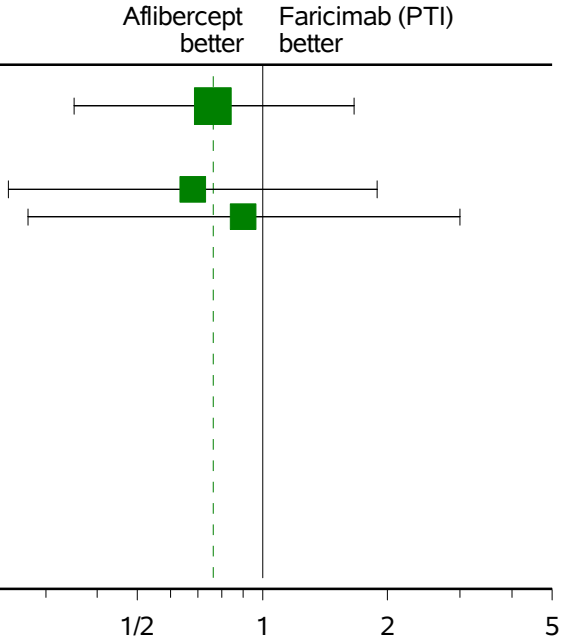

Only patients with at least one value are used for analysis. For stratification Asia and rest of the world regions are combined due to a small number of enrolled patients.
Early Termination (ET) visit was mapped to closest regular visit.
Treatment policy strategy was applied to non-COVID-19 related and hypothetical strategy was applied to COVID-19 related intercurrent events. COVID-19 related intercurrent events are:
Disc. of Treatment due to COVID-19, Prohibited Treatment/Therapy due to COVID-19, Missed Dose at Week 88,92 or 96 due to COVID-19 and COVID-19 Death.
Clinical cut-off: YOSEMITE 01NOV2021 and RHINE 28OCT2021
Program: root/clinical_studies/RO6867461/CDT70122/share/ACE_pool_DME_Base/prod/program/g_forest_or.sas
Output: root/clinical_studies/RO6867461/CDT70122/share/ACE_pool_DME_CSR_Final/prod/output_bc/g_forest_or_str_SBCVAL15_AVG2_PREST_ITBC_OCTNOV2021_DME.pdf 30SEP2022 12:14

POPULATION: Intent-to-Treat Population B vs. C
ENDPOINT: Proportion of Patients avoiding a loss of >=15 in BCVA (Study Eye) averaged over Weeks 92, 96 and 100
MODEL: Stratified Analysis by Study, Baseline BCVA ETDRS letter score, Prior IVT anti-VEGF therapy, Geographic region (combined)
STUDY: GR40349 & GR40398
Dichotomous Analysis by Subgroups (Efficacy)

		Faricimab (PTI) (N=632)				Aflibercept (N=627)				Faricimab (PTI) vs. Aflibercept														Aflibercept vs. Faricimab (PTI)			
		Patients		Patients with Event		Patients		Patients with Event		Odds Ratio				Absolute Risk Difference				Relative Risk						Relative Risk			
Name	Level	n	%	n	%	n	%	n	%	Odds Ratio	Convergence Reason	95% Lower CL	95% Upper CL	Absolute Risk	Convergence Reason	95% Lower CL	95% Upper CL	Relative Risk	Convergence Reason	95% Lower CL	95% Upper CL	p-value (Cochran-Mantel-Haenszel)	p-value (likelihood ratio)	Relative Risk	Convergence Reason	95% Lower CL	95% Upper CL
All	n/a	553	87,5	537	97,1	513	81,8	502	97,9	0,76	Convergence criterion (GCONV=1E-8) satisfied.	0,35	1,68	-0,005	Algorithm converged.	-0,025	0,014	0,99	Algorithm converged.	0,97	1,01	0,4966		1,01	Algorithm converged.	0,98	1,03
Sex	Male	347	54,9	341	98,3	293	46,7	289	98,6	0,78	Convergence criterion (GCONV=1E-8) satisfied.	0,22	2,79	-0,008	Algorithm converged.	-0,030	0,017	0,99	Algorithm converged.	0,97	1,02	0,7035	0,0180	1,01	Algorithm converged.	0,98	1,03
	Female	206	32,6	196	95,1	220	35,1	213	96,8	0,71	Convergence criterion (GCONV=1E-8) satisfied.	0,26	1,90	*	WARNING: The relative Hessian convergence criterion of 0.2001922524 is greater than the limit of 0.0001. The convergence is questionable.			*	WARNING: The relative Hessian convergence criterion of 0.1857148572 is greater than the limit of 0.0001. The convergence is questionable.					*	WARNING: The relative Hessian convergence criterion of 0.1857148572 is greater than the limit of 0.0001. The convergence is questionable.		
Age	< 65 years	311	49,2	304	97,7	309	49,3	305	98,7	0,54	Convergence criterion (GCONV=1E-8) satisfied.	0,15	1,86	*	WARNING: The relative Hessian convergence criterion of 0.5248968592 is greater than the limit of 0.0001. The convergence is questionable.			*	WARNING: The relative Hessian convergence criterion of 0.6154421578 is greater than the limit of 0.0001. The convergence is questionable.			1,0000		*	WARNING: The relative Hessian convergence criterion of 0.6154421578 is greater than the limit of 0.0001. The convergence is questionable.		
	>= 65 years	242	38,3	233	96,3	204	32,5	197	96,6	0,89	Convergence criterion (GCONV=1E-8) satisfied.	0,32	2,43	*	WARNING: The relative Hessian convergence criterion of 0.2015015967 is greater than the limit of 0.0001. The convergence is questionable.			*	WARNING: The relative Hessian convergence criterion of 0.1806032379 is greater than the limit of 0.0001. The convergence is questionable.					*	WARNING: The relative Hessian convergence criterion of 0.1806032379 is greater than the limit of 0.0001. The convergence is questionable.		
Age	< 75 years	507	80,2	494	97,4	477	76,1	467	97,9	0,85	Convergence criterion (GCONV=1E-8) satisfied.	0,37	1,93	-0,003	Algorithm converged.	-0,022	0,017	1,00	Algorithm converged.	0,98	1,02	0,6980	0,3331	1,00	Algorithm converged.	0,98	1,02
	>= 75 years	46	7,3	43	93,5	36	5,7	35	97,2	0,35	Convergence criterion (GCONV=1E-8) satisfied.	0,04	3,52	*	WARNING: The relative Hessian convergence criterion of 2.0851794653 is greater than the limit of 0.0001. The convergence is questionable.			*	WARNING: Negative of Hessian not positive definite.					*	WARNING: Negative of Hessian not positive definite.		
Baseline BCVA ETDRS letter score	< 64 letters	235	37,2	229	97,4	238	38,0	234	98,3	0,71	Convergence criterion (GCONV=1E-8) satisfied.	0,20	2,54	*	WARNING: The relative Hessian convergence criterion of 0.0060837385 is greater than the limit of 0.0001. The convergence is questionable.			*	WARNING: The relative Hessian convergence criterion of 0.0087365516 is greater than the limit of 0.0001. The convergence is questionable.			0,8378		*	WARNING: The relative Hessian convergence criterion of 0.0087365516 is greater than the limit of 0.0001. The convergence is questionable.		
	>= 64 letters	317	50,2	308	97,2	275	43,9	268	97,5	0,91	Convergence criterion (GCONV=1E-8) satisfied.	0,33	2,46	0,002	Algorithm converged.	-0,024	0,029	*	WARNING: The relative Hessian convergence criterion of 0.0001125549 is greater than the limit of 0.0001. The convergence is questionable.					*	WARNING: The relative Hessian convergence criterion of 0.0001125549 is greater than the limit of 0.0001. The convergence is questionable.		
	Missing	1	0,2	0	0,0	0	0,0	0	0,0	NE	NE	NE	NE	NE	NE	NE	NE	NE	NE	NE	NE	NE		NE	NE	NE	NE
Geographic region	Europe	188	29,7	183	97,3	182	29,0	179	98,4	0,58	Convergence criterion (GCONV=1E-8) satisfied.	0,14	2,47	*	WARNING: The relative Hessian convergence criterion of 0.2052509517 is greater than the limit of 0.0001. The convergence is questionable.			*	WARNING: The relative Hessian convergence criterion of 0.1828920957 is greater than the limit of 0.0001. The convergence is questionable.			NE		*	WARNING: The relative Hessian convergence criterion of 0.1828920957 is greater than the limit of 0.0001. The convergence is questionable.		
	America	301	47,6	292	97,0	273	43,5	265	97,1	0,99	Convergence criterion (GCONV=1E-8) satisfied.	0,38	2,60	*	WARNING: The relative Hessian convergence criterion of 0.0048701263 is greater than the limit of 0.0001. The convergence is questionable.			*	WARNING: The relative Hessian convergence criterion of 0.0066410029 is greater than the limit of 0.0001. The convergence is questionable.					*	WARNING: The relative Hessian convergence criterion of 0.0066410029 is greater than the limit of 0.0001. The convergence is questionable.		
	Asia Pacific (inc. Australia)	64	10,1	62	96,9	58	9,3	58	100,0	0,00	Convergence criterion (GCONV=1E-8) satisfied.	0,00	NE	*	WARNING: The relative Hessian convergence criterion of 8.560031311 is greater than the limit of 0.0001. The convergence is questionable.			*	WARNING: Negative of Hessian not positive definite.					*	WARNING: Negative of Hessian not positive definite.		
Race/ethnicity	White	436	69,0	423	97,0	416	66,3	407	97,8	0,75	Convergence criterion (GCONV=1E-8) satisfied.	0,32	1,77	-0,004	Algorithm converged.	-0,028	0,020	1,00	Algorithm converged.	0,97	1,02	0,5067	NE	1,00	Algorithm converged.	0,98	1,03
	Asian	56	8,9	55	98,2	48	7,7	48	100,0	0,00	Convergence criterion (GCONV=1E-8) satisfied.	0,00	NE	*	WARNING: The relative Hessian convergence criterion of 13.235703024 is greater than the limit of 0.0001. The convergence is questionable.			*	WARNING: Negative of Hessian not positive definite.					*	WARNING: Negative of Hessian not positive definite.		
	Other	44	7,0	43	97,7	36	5,7	35	97,2	1,84	Convergence criterion (GCONV=1E-8) satisfied.	0,11	31,94	*	WARNING: The relative Hessian convergence criterion of 3.4864571217 is greater than the limit of 0.0001. The convergence is questionable.			*	WARNING: Negative of Hessian not positive definite.					*	WARNING: Negative of Hessian not positive definite.		
	Unknown	17	2,7	16	94,1	13	2,1	12	92,3	0,00	Convergence criterion (GCONV=1E-8) satisfied.	0,00	NE	*	WARNING: The relative Hessian convergence criterion of 7.7662680302 is greater than the limit of 0.0001. The convergence is questionable.			*	WARNING: Negative of Hessian not positive definite.					*	WARNING: Negative of Hessian not positive definite.		
Baseline HbA1c	<=8%	351	55,5	340	96,9	323	51,5	319	98,8	0,40	Convergence criterion (GCONV=1E-8) satisfied.	0,13	1,29	*	WARNING: The relative Hessian convergence criterion of 0.0016994542 is greater than the limit of 0.0001. The convergence is questionable.			*	WARNING: The relative Hessian convergence criterion of 0.0100176137 is greater than the limit of 0.0001. The convergence is questionable.			0,1770		*	WARNING: The relative Hessian convergence criterion of 0.0100176137 is greater than the limit of 0.0001. The convergence is questionable.		
	>8%	195	30,9	190	97,4	185	29,5	178	96,2	1,41	Convergence criterion (GCONV=1E-8) satisfied.	0,44	4,53	0,016	Algorithm converged.	-0,020	0,051	1,02	Algorithm converged.	0,98	1,03	0,5640		0,98	Algorithm converged.	0,95	1,02
	Missing	7	1,1	7	100,0	5	0,8	5	100,0	NE	NE	NE	NE	NE	NE	NE	NE	NE	NE	NE	NE	NE		NE	NE	NE	NE
Prior IVT anti-VEGF therapy	Yes	119	18,8	117	98,3	118	18,8	115	97,5	1,73	Convergence criterion (GCONV=1E-8) satisfied.	0,29	10,50	*	WARNING: The relative Hessian convergence criterion of 0.7166763705 is greater than the limit of 0.0001. The convergence is questionable.			*	WARNING: Negative of Hessian not positive definite.			0,3236		*	WARNING: Negative of Hessian not positive definite.		
	No	434	68,7	420	96,8	395	63,0	387	98,0	0,63	Convergence criterion (GCONV=1E-8) satisfied.	0,26	1,52	-0,011	Algorithm converged.	-0,033	0,011	0,99	Algorithm converged.	0,97	1,01	0,3002		1,01	Algorithm converged.	0,99	1,03
Baseline DR severity	<47	323	51,1	311	96,3	291	46,4	285	97,9	0,55	Convergence criterion (GCONV=1E-8) satisfied.	0,20	1,49	*	WARNING: The relative Hessian convergence criterion of 0.2489712941 is greater than the limit of 0.0001. The convergence is questionable.			*	WARNING: The relative Hessian convergence criterion of 0.2220043807 is greater than the limit of 0.0001. The convergence is questionable.			0,2891		*	WARNING: The relative Hessian convergence criterion of 0.2220043807 is greater than the limit of 0.0001. The convergence is questionable.		
	47 - 53	174	27,5	171	98,3	177	28,2	175	98,9	0,65	Convergence criterion (GCONV=1E-8) satisfied.	0,13	3,89	*	WARNING: The relative Hessian convergence criterion of 2.8963313682 is greater than the limit of 0.0001. The convergence is questionable.			*	WARNING: Negative of Hessian not positive definite.					*	WARNING: Negative of Hessian not positive definite.		
	>53	47	7,4	46	97,9	28	4,5	26	92,9	>999.99	Convergence criterion (GCONV=1E-8) satisfied.	0,00	NE	*	WARNING: The relative Hessian convergence criterion of 4.7292952423 is greater than the limit of 0.0001. The convergence is questionable.			*	WARNING: Negative of Hessian not positive definite.					*	WARNING: Negative of Hessian not positive definite.		
	Missing	9	1,4	9	100,0	17	2,7	16	94,1	NE	Convergence criterion (ABSGCONV=0) satisfied.	NE	NE	*	ERROR: The mean parameter is either invalid or at a limit of its range for some observations.			*	WARNING: Negative of Hessian not positive definite.					*	WARNING: Negative of Hessian not positive definite.		
Baseline DR severity	<=53	497	78,6	482	97,0	468	74,6	460	98,3	0,58	Convergence criterion (GCONV=1E-8) satisfied.	0,24	1,38	*	WARNING: The relative Hessian convergence criterion of 0.1019881429 is greater than the limit of 0.0001. The convergence is questionable.			*	WARNING: The relative Hessian convergence criterion of 0.0734217527 is greater than the limit of 0.0001. The convergence is questionable.			0,1941		*	WARNING: The relative Hessian convergence criterion of 0.0734217527 is greater than the limit of 0.0001. The convergence is questionable.		
	>53	47	7,4	46	97,9	28	4,5	26	92,9	>999.99	Convergence criterion (GCONV=1E-8) satisfied.	0,00	NE	*	WARNING: The relative Hessian convergence criterion of 4.7292952423 is greater than the limit of 0.0001. The convergence is questionable.			*	WARNING: Negative of Hessian not positive definite.					*	WARNING: Negative of Hessian not positive definite.		
	Missing	9	1,4	9	100,0	17	2,7	16	94,1	NE	Convergence criterion (ABSGCONV=0) satisfied.	NE	NE	*	ERROR: The mean parameter is either invalid or at a limit of its range for some observations.			*	WARNING: Negative of Hessian not positive definite.					*	WARNING: Negative of Hessian not positive definite.		
Medical history: renal disease	Yes	52	8,2	48	92,3	29	4,6	28	96,6	0,46	Convergence criterion (GCONV=1E-8) satisfied.	0,04	4,83	*	WARNING: The relative Hessian convergence criterion of 1.2577899686 is greater than the limit of 0.0001. The convergence is questionable.			*	WARNING: Negative of Hessian not positive definite.			0,3632		*	WARNING: Negative of Hessian not positive definite.		
	No	501	79,3	489	97,6	484	77,2	474	97,9	0,90	Convergence criterion (GCONV=1E-8) satisfied.	0,39	2,10	-0,001	Algorithm converged.	-0,023	0,019	1,00	Algorithm converged.	0,98	1,02	0,8094		1,00	Algorithm converged.	0,98	1,02
Medical history: cardiac disease	Yes	443	70,1	430	97,1	405	64,6	394	97,3	0,93	Convergence criterion (GCONV=1E-8) satisfied.	0,41	2,10	-0,001	Algorithm converged.	-0,024	0,022	1,00	Algorithm converged.	0,98	1,02	0,8598	NE	1,00	Algorithm converged.	0,98	1,02
	No	110	17,4	107	97,3	108	17,2	108	100,0	0,00	Convergence criterion (GCONV=1E-8) satisfied.	0,00	NE	*	WARNING: The relative Hessian convergence criterion of 8.5089353806 is greater than the limit of 0.0001. The convergence is questionable.			*	WARNING: Negative of Hessian not positive definite.					*	WARNING: Negative of Hessian not positive definite.		
Medical history: vascular disease	Yes	75	11,9	74	98,7	82	13,1	77	93,9	5,32	Convergence criterion (GCONV=1E-8) satisfied.	0,60	47,50	*	WARNING: The relative Hessian convergence criterion of 2.3033947292 is greater than the limit of 0.0001. The convergence is questionable.			*	WARNING: The relative Hessian convergence criterion of 7.0354414622 is greater than the limit of 0.0001. The convergence is questionable.			1,0000		*	WARNING: The relative Hessian convergence criterion of 7.0354414622 is greater than the limit of 0.0001. The convergence is questionable.		
	No	478	75,6	463	96,9	431	68,7	425	98,6	0,45	Convergence criterion (GCONV=1E-8) satisfied.	0,17	1,17	*	WARNING: The relative Hessian convergence criterion of 0.4002957575 is greater than the limit of 0.0001. The convergence is questionable.			*	WARNING: The relative Hessian convergence criterion of 0.3661722334 is greater than the limit of 0.0001. The convergence is questionable.					*	WARNING: The relative Hessian convergence criterion of 0.3661722334 is greater than the limit of 0.0001. The convergence is questionable.		
Study	Rhine	283	44,8	273	96,5	254	40,5	248	97,6	0,68	Convergence criterion (GCONV=1E-8) satisfied.	0,24	1,89	-0,011	Algorithm converged.	-0,041	0,018	0,99	Algorithm converged.	0,96	1,02	0,4558	0,5205	1,01	Algorithm converged.	0,98	1,04
	Yosemite	270	42,7	264	97,8	259	41,3	254	98,1	0,90	Convergence criterion (GCONV=1E-8) satisfied.	0,27	2,99	0,005	Algorithm converged.	-0,022	0,031	1,01	Algorithm converged.	0,98	1,03	0,8677		0,99	Algorithm converged.	0,97	1,02

Test for interaction based on RR (Log-binomial regression)
* indicates convergence problem. Result is uninterpretable.
Only patients with at least one value are used for analysis. For stratification Asia and rest of the world regions are combined due to a small number of enrolled patients. The stratification factor is excluded if it is the subgroup. OR is computed by stratified analysis, RR and ARD by adjusted analysis.
Early Termination (ET) visit was mapped to closest regular visit.
Treatment policy strategy was applied to non-COVID-19 related and hypothetical strategy was applied to COVID-19 related intercurrent events. COVID-19 related intercurrent events are: Disc. of Treatment due to COVID-19, Prohibited Treatment/Therapy due to COVID-19, Missed Dose at Week 88,92 or 96 due to COVID-19 and COVID-19 Death.
Clinical cut-off: YOSEMITE 01NOV2021 and RHINE 28OCT2021

Program: root/clinical_studies/RO6867461/CDT70122/share/ACE_pool_DME_CSR_Final/prod/program/t_eff_resp.sas
Output: root/clinical_studies/RO6867461/CDT70122/share/ACE_pool_DME_CSR_Final/prod/output_bc/t_eff_resp_sg_str_SBCVAL15_AVG2_PREST_ITTbC_OCTNOV2021_DME.xls
26MAR2022 9:30

POPULATION: Intent-to-Treat Population B vs. C
ENDPOINT: Center Subfield Thickness (Study Eye) throughout the Entire Study
STUDY: GR40349 & GR40398
All; n/a (N=1259)

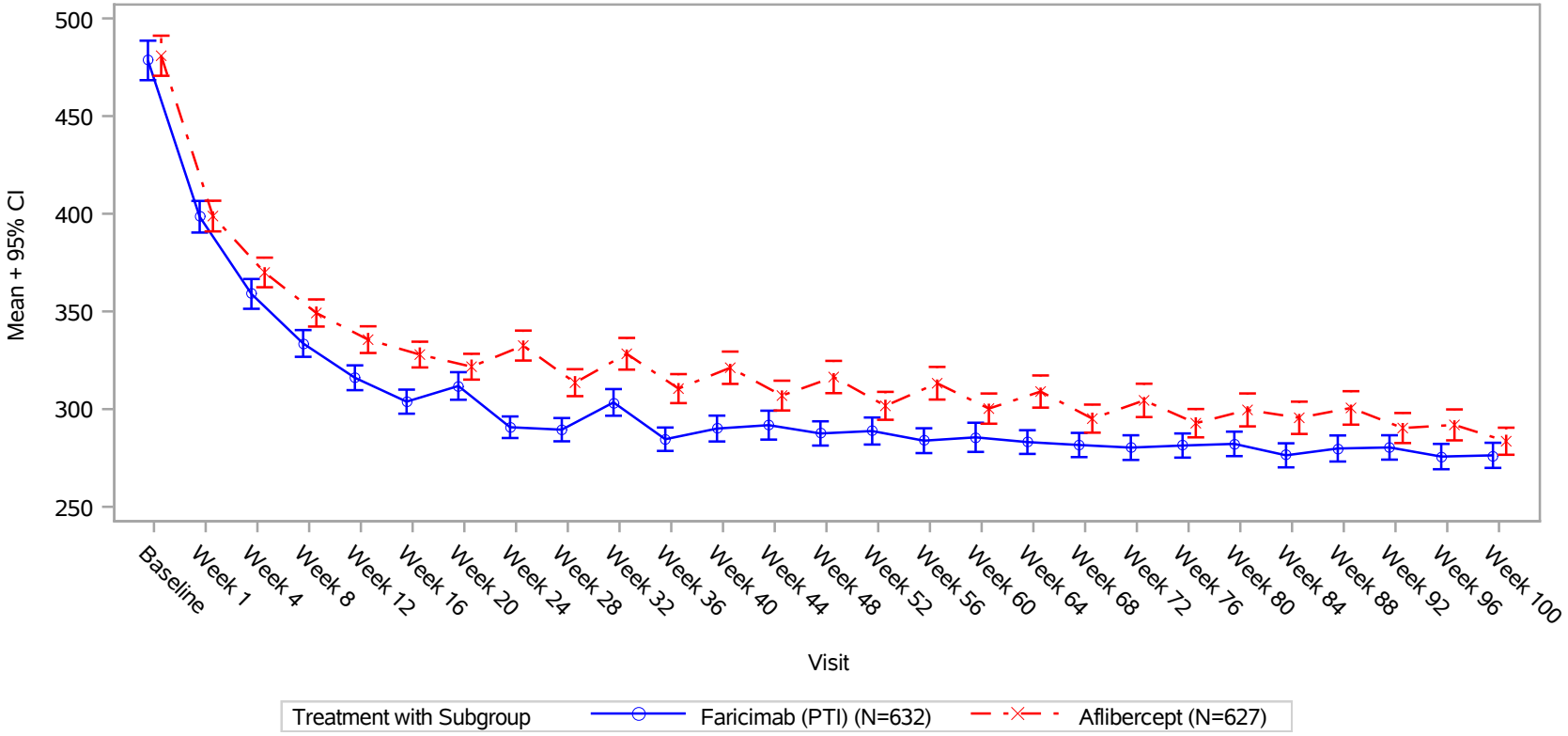

Units: microns. Early Termination (ET) visit was mapped to closest regular visit.
Treatment policy strategy was applied to non-COVID-19 related and hypothetical strategy was applied to COVID-19 related intercurrent events.
COVID-19 related intercurrent events are: Disc. of Treatment due to COVID-19, Prohibited Treatment/Therapy due to COVID-19, Missed Dose at Week 88,92 or 96 due to COVID-19 and COVID-19 Death.
Clinical cut-off: YOSEMITE 01NOV2021 and RHINE 28OCT2021

Program: ..al_studies/RO6867461/CDT70122/share/ACE_pool_DME_Base/prod/program/g_mean_plot.sas
Output: ..CE_pool_DME_CSR_Final/prod/output_bc/g_mean_plot_SCST_PREST_ITBC_OCTNOV2021_DME.pdf
25MAR2022 20:56

POPULATION: Intent-to-Treat Population B vs. C
ENDPOINT: Center Subfield Thickness (Study Eye) throughout the Entire Study
STUDY: GR40349 & GR40398
Study; Rhine (N=634)

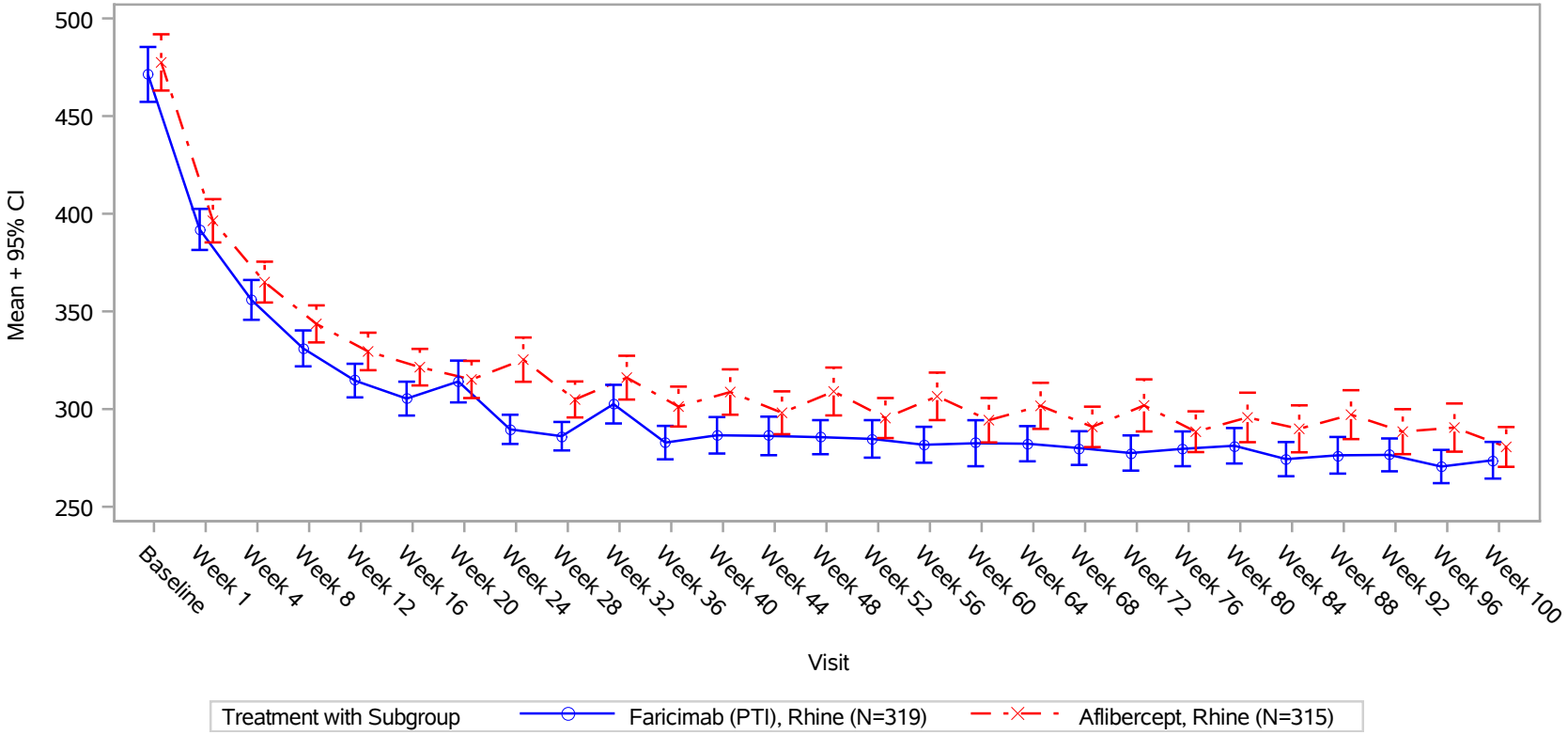

Units: microns. Early Termination (ET) visit was mapped to closest regular visit.
Treatment policy strategy was applied to non-COVID-19 related and hypothetical strategy was applied to COVID-19 related intercurrent events.
COVID-19 related intercurrent events are: Disc. of Treatment due to COVID-19, Prohibited Treatment/Therapy due to COVID-19, Missed Dose at Week 88,92 or 96 due to COVID-19 and COVID-19 Death.
Clinical cut-off: YOSEMITE 01NOV2021 and RHINE 28OCT2021

Program: ..al_studies/RO6867461/CDT70122/share/ACE_pool_DME_Base/prod/program/g_mean_plot.sas
Output: ..CE_pool_DME_CSR_Final/prod/output_bc/g_mean_plot_SCST_PREST_ITBC_OCTNOV2021_DME.pdf
25MAR2022 20:56

POPULATION: Intent-to-Treat Population B vs. C
ENDPOINT: Center Subfield Thickness (Study Eye) throughout the Entire Study
STUDY: GR40349 & GR40398
Study; Yosemite (N=625)

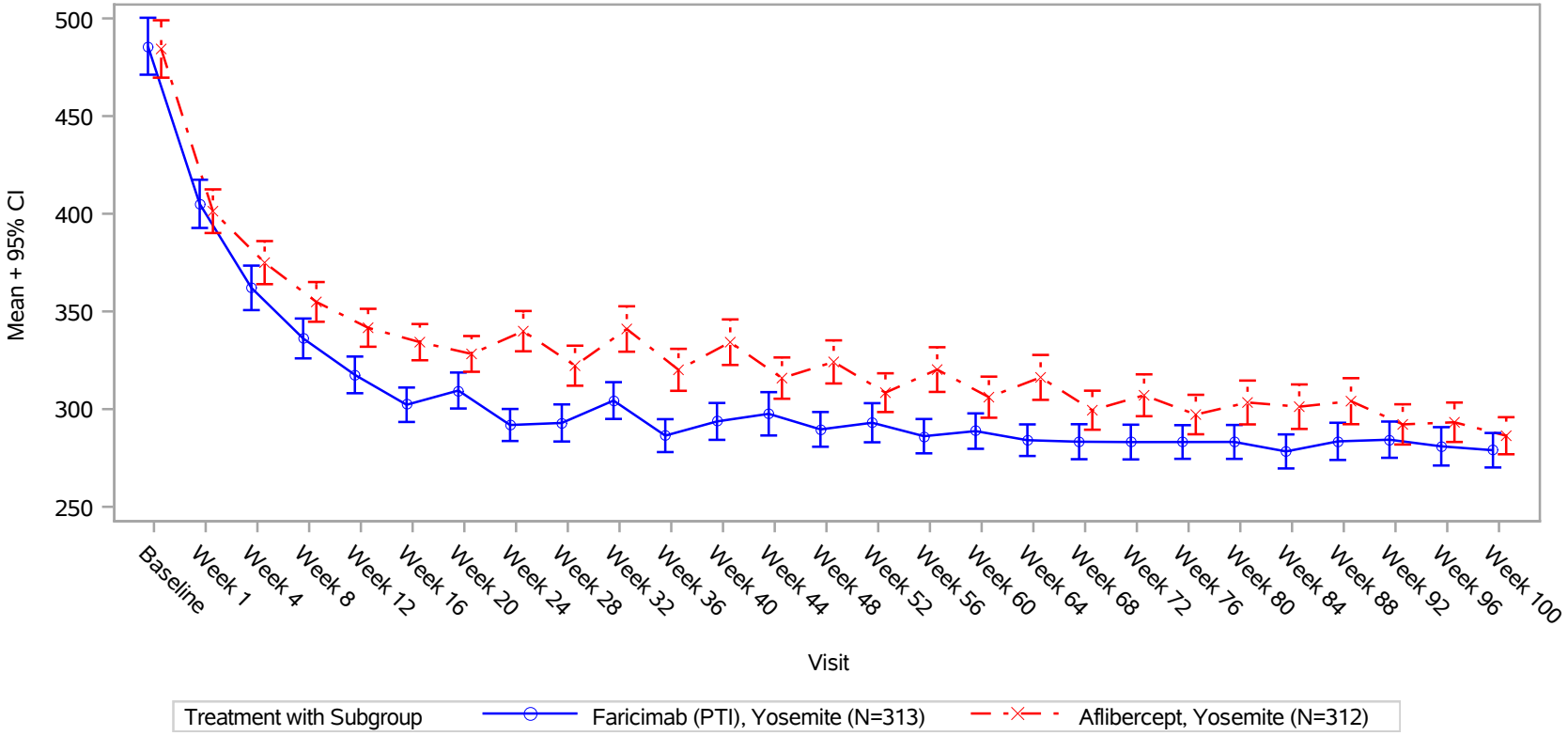

Units: microns. Early Termination (ET) visit was mapped to closest regular visit.
Treatment policy strategy was applied to non-COVID-19 related and hypothetical strategy was applied to COVID-19 related intercurrent events.
COVID-19 related intercurrent events are: Disc. of Treatment due to COVID-19, Prohibited Treatment/Therapy due to COVID-19, Missed Dose at Week 88,92 or 96 due to COVID-19 and COVID-19 Death.
Clinical cut-off: YOSEMITE 01NOV2021 and RHINE 28OCT2021

Program: ..al_studies/RO6867461/CDT70122/share/ACE_pool_DME_Base/prod/program/g_mean_plot.sas
Output: ..CE_pool_DME_CSR_Final/prod/output_bc/g_mean_plot_SCST_PREST_ITBC_OCTNOV2021_DME.pdf
25MAR2022 20:56

POPULATION: Intent-to-Treat Population B vs. C
ENDPOINT: Center Subfield Thickness (Study Eye) throughout the Entire Study
MODEL: --
STUDY: GR40349 & GR40398
Compliance/Mean

		Faricimab (PTI) (N=632)						Aflibercept (N=627)					
		Patients				Statistics		Patients				Statistics	
Name Visit	Level	in study[1]	%	with value[1]	%	Mean[2]	SD(Mean)	in study[1]	%	with value[1]	%	Mean[2]	SD(Mean)
All													
Baseline	n/a	632	100,0	628	99,4	478,50	129,01	627	100,0	620	98,9	480,90	130,12
Week 1	n/a	632	100,0	607	96,0	398,48	101,47	625	99,7	602	96,3	398,83	98,00
Week 4	n/a	632	100,0	615	97,3	358,98	96,23	625	99,7	611	97,8	369,96	95,44
Week 8	n/a	632	100,0	621	98,3	333,61	86,88	623	99,4	610	97,9	349,21	87,33
Week 12	n/a	631	99,8	605	95,9	316,05	79,49	621	99,0	603	97,1	335,56	85,34
Week 16	n/a	627	99,2	597	95,2	303,82	76,68	620	98,9	593	95,6	327,92	81,69
Week 20	n/a	622	98,4	589	94,7	311,85	87,14	616	98,2	588	95,5	321,71	81,50
Week 24	n/a	618	97,8	591	95,6	290,72	68,34	611	97,4	589	96,4	332,53	94,77
Week 28	n/a	615	97,3	576	93,7	289,47	72,70	609	97,1	569	93,4	313,53	83,79
Week 32	n/a	613	97,0	544	88,7	303,43	80,92	607	96,8	550	90,6	328,33	96,83
Week 36	n/a	611	96,7	545	89,2	284,59	71,18	605	96,5	540	89,3	310,49	87,84
Week 40	n/a	609	96,4	548	90,0	290,05	78,92	603	96,2	537	89,1	321,18	97,63
Week 44	n/a	608	96,2	549	90,3	291,79	88,24	601	95,9	536	89,2	306,92	89,87
Week 48	n/a	608	96,2	542	89,1	287,55	73,59	597	95,2	533	89,3	316,43	97,08
Week 52	n/a	604	95,6	545	90,2	288,78	82,21	594	94,7	523	88,0	301,68	83,16
Week 56	n/a	601	95,1	546	90,8	283,85	75,58	591	94,3	512	86,6	313,24	96,17
Week 60	n/a	600	94,9	533	88,8	285,56	87,68	589	93,9	510	86,6	300,26	88,91
Week 64	n/a	594	94,0	548	92,3	283,13	72,35	585	93,3	519	88,7	308,99	95,44
Week 68	n/a	592	93,7	524	88,5	281,63	72,18	579	92,3	503	86,9	295,12	81,92
Week 72	n/a	588	93,0	516	87,8	280,30	72,98	575	91,7	493	85,7	304,46	96,43
Week 76	n/a	582	92,1	517	88,8	281,36	71,57	571	91,1	492	86,2	292,80	81,79
Week 80	n/a	576	91,1	522	90,6	282,20	72,85	568	90,6	492	86,6	299,59	95,17
Week 84	n/a	575	91,0	519	90,3	276,35	71,39	567	90,4	501	88,4	295,55	94,14
Week 88	n/a	572	90,5	516	90,2	279,84	77,06	561	89,5	490	87,3	300,60	96,52
Week 92	n/a	571	90,3	523	91,6	280,38	72,61	558	89,0	486	87,1	290,31	86,30
Week 96	n/a	567	89,7	520	91,7	275,70	75,25	549	87,6	484	88,2	291,92	88,68
Week 100	n/a	562	88,9	524	93,2	276,33	74,96	537	85,6	476	88,6	283,57	76,94
Study													
Baseline	Rhine	319	100,0	316	99,1	471,33	126,98	315	100,0	312	99,0	477,47	129,30
Week 1	Rhine	319	100,0	306	95,9	391,99	93,47	314	99,7	305	97,1	396,41	98,29
Week 4	Rhine	319	100,0	308	96,6	355,90	90,87	314	99,7	308	98,1	365,01	93,18
Week 8	Rhine	319	100,0	312	97,8	331,07	82,51	313	99,4	307	98,1	343,61	84,45
Week 12	Rhine	318	99,7	304	95,6	314,59	76,20	313	99,4	302	96,5	329,51	84,81
Week 16	Rhine	316	99,1	304	96,2	305,36	76,81	312	99,0	294	94,2	321,46	81,53
Week 20	Rhine	315	98,7	298	94,6	314,12	93,88	310	98,4	294	94,8	315,16	82,84
Week 24	Rhine	314	98,4	302	96,2	289,62	66,03	308	97,8	298	96,8	325,31	99,41
Week 28	Rhine	313	98,1	292	93,3	286,12	63,27	306	97,1	286	93,5	304,93	79,15
Week 32	Rhine	313	98,1	279	89,1	302,53	83,91	305	96,8	280	91,8	316,09	95,22
Week 36	Rhine	312	97,8	279	89,4	282,84	72,63	304	96,5	276	90,8	301,30	86,21
Week 40	Rhine	312	97,8	281	90,1	286,58	79,48	304	96,5	275	90,5	308,73	97,87
Week 44	Rhine	312	97,8	281	90,1	286,26	84,06	304	96,5	270	88,8	298,10	91,48
Week 48	Rhine	312	97,8	281	90,1	285,62	74,23	302	95,9	272	90,1	309,01	102,62
Week 52	Rhine	312	97,8	279	89,4	284,73	81,46	301	95,6	271	90,0	295,41	85,66
Week 56	Rhine	312	97,8	284	91,0	281,73	78,67	299	94,9	261	87,3	306,52	99,75
Week 60	Rhine	312	97,8	273	87,5	282,52	98,83	298	94,6	253	84,9	294,32	91,90
Week 64	Rhine	309	96,9	288	93,2	282,26	77,58	295	93,7	258	87,5	301,66	96,17

Week 68	Rhine	308	96,6	268	87,0	280,03	71,73	291	92,4	254	87,3	290,89	83,73
Week 72	Rhine	306	95,9	260	85,0	277,51	73,79	289	91,7	248	85,8	301,87	106,57
Week 76	Rhine	302	94,7	266	88,1	279,65	73,73	288	91,4	247	85,8	288,41	83,22
Week 80	Rhine	298	93,4	265	88,9	281,22	75,05	286	90,8	244	85,3	295,72	100,46
Week 84	Rhine	297	93,1	261	87,9	274,38	71,75	286	90,8	251	87,8	289,89	96,63
Week 88	Rhine	297	93,1	263	88,6	276,34	77,24	284	90,2	245	86,3	297,14	99,42
Week 92	Rhine	296	92,8	266	89,9	276,55	69,65	283	89,8	242	85,5	288,44	90,88
Week 96	Rhine	293	91,8	263	89,8	270,59	70,14	280	88,9	239	85,4	290,53	96,73
Week 100	Rhine	290	90,9	267	92,1	273,81	77,87	271	86,0	233	86,0	280,63	78,91
Baseline	Yosemite	313	100,0	312	99,7	485,76	130,84	312	100,0	308	98,7	484,36	131,06
Week 1	Yosemite	313	100,0	301	96,2	405,08	108,76	311	99,7	297	95,5	401,31	97,81
Week 4	Yosemite	313	100,0	307	98,1	362,07	101,38	311	99,7	303	97,4	374,99	97,59
Week 8	Yosemite	313	100,0	309	98,7	336,18	91,14	310	99,4	303	97,7	354,88	89,95
Week 12	Yosemite	313	100,0	301	96,2	317,53	82,78	308	98,7	301	97,7	341,64	85,57
Week 16	Yosemite	311	99,4	293	94,2	302,23	76,64	308	98,7	299	97,1	334,28	81,47
Week 20	Yosemite	307	98,1	291	94,8	309,52	79,75	306	98,1	294	96,1	328,26	79,73
Week 24	Yosemite	304	97,1	289	95,1	291,87	70,77	303	97,1	291	96,0	339,91	89,33
Week 28	Yosemite	302	96,5	284	94,0	292,92	81,24	303	97,1	283	93,4	322,23	87,52
Week 32	Yosemite	300	95,8	265	88,3	304,38	77,80	302	96,8	270	89,4	341,02	97,02
Week 36	Yosemite	299	95,5	266	89,0	286,42	69,72	301	96,5	264	87,7	320,11	88,66
Week 40	Yosemite	297	94,9	267	89,9	293,70	78,31	299	95,8	262	87,6	334,26	95,83
Week 44	Yosemite	296	94,6	268	90,5	297,59	92,22	297	95,2	266	89,6	315,87	87,47
Week 48	Yosemite	296	94,6	261	88,2	289,63	72,98	295	94,6	261	88,5	324,16	90,50
Week 52	Yosemite	292	93,3	266	91,1	293,03	82,93	293	93,9	252	86,0	308,42	80,01
Week 56	Yosemite	289	92,3	262	90,7	286,15	72,17	292	93,6	251	86,0	320,24	91,99
Week 60	Yosemite	288	92,0	260	90,3	288,75	74,26	291	93,3	257	88,3	306,11	85,63
Week 64	Yosemite	285	91,1	260	91,2	284,10	66,22	290	92,9	261	90,0	316,24	94,33
Week 68	Yosemite	284	90,7	256	90,1	283,31	72,76	288	92,3	249	86,5	299,44	79,97
Week 72	Yosemite	282	90,1	256	90,8	283,14	72,18	286	91,7	245	85,7	307,09	85,08
Week 76	Yosemite	280	89,5	251	89,6	283,17	69,31	283	90,7	245	86,6	297,22	80,25
Week 80	Yosemite	278	88,8	257	92,4	283,20	70,63	282	90,4	248	87,9	303,39	89,70
Week 84	Yosemite	278	88,8	258	92,8	278,34	71,11	281	90,1	250	89,0	301,24	91,42
Week 88	Yosemite	275	87,9	253	92,0	283,49	76,85	277	88,8	245	88,4	304,06	93,60
Week 92	Yosemite	275	87,9	257	93,5	284,35	75,49	275	88,1	244	88,7	292,18	81,64
Week 96	Yosemite	274	87,5	257	93,8	280,94	79,95	269	86,2	245	91,1	293,27	80,23
Week 100	Yosemite	272	86,9	257	94,5	278,96	71,88	266	85,3	243	91,4	286,38	75,06

[1] in study: number of subjects in study at respective visit; % based on baseline
with value: number of subjects in study and with value at respective visit - used for the calculation of the mean and SD; % based on patients in study at respective visit
[2] mean: descriptive statistics - absolute values
Treatment policy strategy was applied to non-COVID-19 related and hypothetical strategy was applied to COVID-19 related intercurrent events.
COVID-19 related intercurrent events are: Disc. of Treatment due to COVID-19, Prohibited Treatment/Therapy due to COVID-19, Missed Dose at Week 88,92 or 96 due to COVID-19 and COVID-19 Death.
Units: microns. Early Termination (ET) visit was mapped to closest regular visit. Clinical cut-off: YOSEMITE 01NOV2021 and RHINE 28OCT2021

Program: root/clinical_studies/RO6867461/CDT70122/share/ACE_pool_DME_Base/prod/program/t_eff_mean.sas
Output: root/clinical_studies/RO6867461/CDT70122/share/ACE_pool_DME_CSR_Final/prod/output_bc/t_eff_mean_SCST_PREST_ITBC_OCTNOV2021_DME.xls
25MAR2022 18:46

POPULATION: Intent-to-Treat Population B vs. C
ENDPOINT: Center Subfield Thickness (Study Eye) throughout the Entire Study
STUDY: GR40349 & GR40398
Forest Plot of Mean Difference
Baseline

Study	Total n (with value)	Aflibercept (N=627) n (with value)	Aflibercept (N=627) Mean	Faricimab (PTI) (N=632) n (with value)	Faricimab (PTI) (N=632) Mean	Mean Difference	95% CI
All Patients	1248	620	480.9	628	478.5	-2.4	(-16.8, 12.0)
Study							
Rhine	628	312	477.5	316	471.3	-6.1	(-26.2, 13.9)
Yosemite	620	308	484.4	312	485.8	1.4	(-19.3, 22.0)

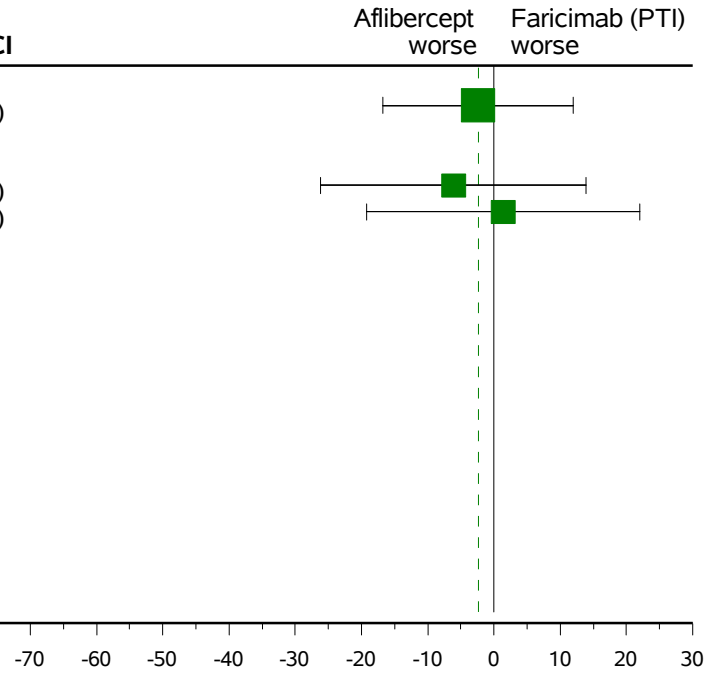

Units: microns. Early Termination (ET) visit was mapped to closest regular visit.
Treatment policy strategy was applied to non-COVID-19 related and hypothetical strategy was applied to COVID-19 related intercurrent events.
COVID-19 related intercurrent events are: Disc. of Treatment due to COVID-19, Prohibited Treatment/Therapy due to COVID-19, Missed Dose at Week 88,92 or 96 due to COVID-19 and COVID-19 Death.
Clinical cut-off: YOSEMITE 01NOV2021 and RHINE 28OCT2021
Program: root/clinical_studies/RO6867461/CDT70122/share/ACE_pool_DME_Base/prod/program/g_forest_md.sas
Output: root/clinical_studies/RO6867461/CDT70122/share/ACE_pool_DME_CSR_Final/prod/output_bc/g_forest_md_SCST_PREST_ITBC_OCTNOV2021_DME.pdf 05OCT2022 15:45

POPULATION: Intent-to-Treat Population B vs. C
ENDPOINT: Center Subfield Thickness (Study Eye) throughout the Entire Study
STUDY: GR40349 & GR40398
Forest Plot of Mean Difference
Week 1

Study	Total n (with value)	Aflibercept (N=627) n (with value)	Aflibercept (N=627) Mean	Faricimab (PTI) (N=632) n (with value)	Faricimab (PTI) (N=632) Mean	Mean Difference	95% CI
All Patients	1209	602	398.8	607	398.5	-0.3	(-11.6, 10.9)
Study							
Rhine	611	305	396.4	306	392.0	-4.4	(-19.7, 10.8)
Yosemite	598	297	401.3	301	405.1	3.8	(-12.8, 20.4)

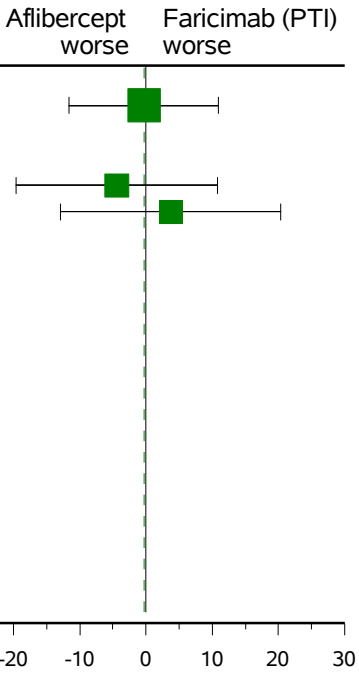

Units: microns. Early Termination (ET) visit was mapped to closest regular visit.
Treatment policy strategy was applied to non-COVID-19 related and hypothetical strategy was applied to COVID-19 related intercurrent events.
COVID-19 related intercurrent events are: Disc. of Treatment due to COVID-19, Prohibited Treatment/Therapy due to COVID-19, Missed Dose at Week 88,92 or 96 due to COVID-19 and COVID-19 Death.
Clinical cut-off: YOSEMITE 01NOV2021 and RHINE 28OCT2021
Program: root/clinical_studies/RO6867461/CDT70122/share/ACE_pool_DME_Base/prod/program/g_forest_md.sas
Output: root/clinical_studies/RO6867461/CDT70122/share/ACE_pool_DME_CSR_Final/prod/output_bc/g_forest_md_SCST_PREST_ITBC_OCTNOV2021_DME.pdf 05OCT2022 15:45

POPULATION: Intent-to-Treat Population B vs. C
ENDPOINT: Center Subfield Thickness (Study Eye) throughout the Entire Study
STUDY: GR40349 & GR40398
Forest Plot of Mean Difference
Week 4

Study	Total n (with value)	Aflibercept (N=627) n (with value)	Aflibercept (N=627) Mean	Faricimab (PTI) (N=632) n (with value)	Faricimab (PTI) (N=632) Mean	Mean Difference	95% CI
All Patients	1226	611	370.0	615	359.0	-11.0	(-21.7, -0.2)
Study							
Rhine	616	308	365.0	308	355.9	-9.1	(-23.7, 5.5)
Yosemite	610	303	375.0	307	362.1	-12.9	(-28.7, 2.9)

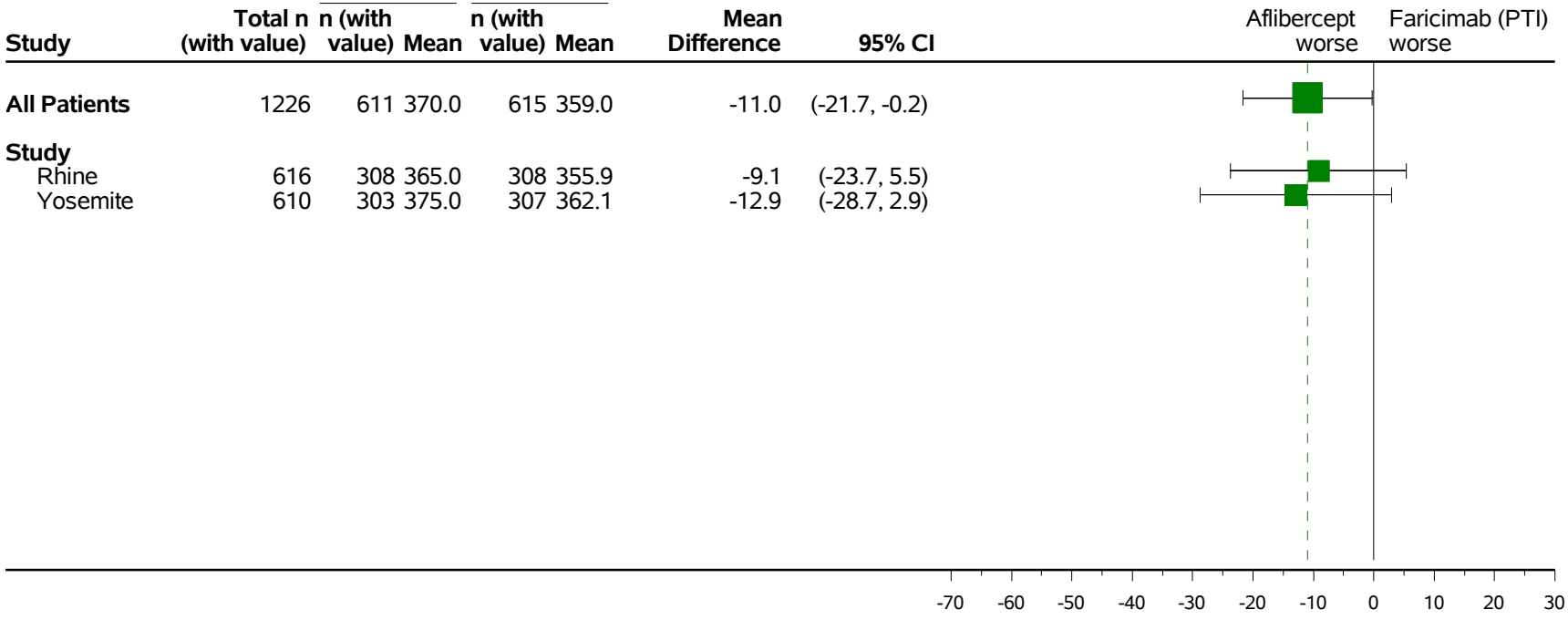

Units: microns. Early Termination (ET) visit was mapped to closest regular visit.
Treatment policy strategy was applied to non-COVID-19 related and hypothetical strategy was applied to COVID-19 related intercurrent events.
COVID-19 related intercurrent events are: Disc. of Treatment due to COVID-19, Prohibited Treatment/Therapy due to COVID-19, Missed Dose at Week 88,92 or 96 due to COVID-19 and COVID-19 Death.
Clinical cut-off: YOSEMITE 01NOV2021 and RHINE 28OCT2021
Program: root/clinical_studies/RO6867461/CDT70122/share/ACE_pool_DME_Base/prod/program/g_forest_md.sas
Output: root/clinical_studies/RO6867461/CDT70122/share/ACE_pool_DME_CSR_Final/prod/output_bc/g_forest_md_SCST_PREST_ITBC_OCTNOV2021_DME.pdf 05OCT2022 15:45

POPULATION: Intent-to-Treat Population B vs. C
ENDPOINT: Center Subfield Thickness (Study Eye) throughout the Entire Study
STUDY: GR40349 & GR40398
Forest Plot of Mean Difference
Week 8

Study	Total n (with value)	Aflibercept (N=627) n (with value)	Aflibercept (N=627) Mean	Faricimab (PTI) (N=632) n (with value)	Faricimab (PTI) (N=632) Mean	Mean Difference	95% CI
All Patients	1231	610	349.2	621	333.6	-15.6	(-25.3, -5.9)
Study							
Rhine	619	307	343.6	312	331.1	-12.5	(-25.7, 0.6)
Yosemite	612	303	354.9	309	336.2	-18.7	(-33.1, -4.3)

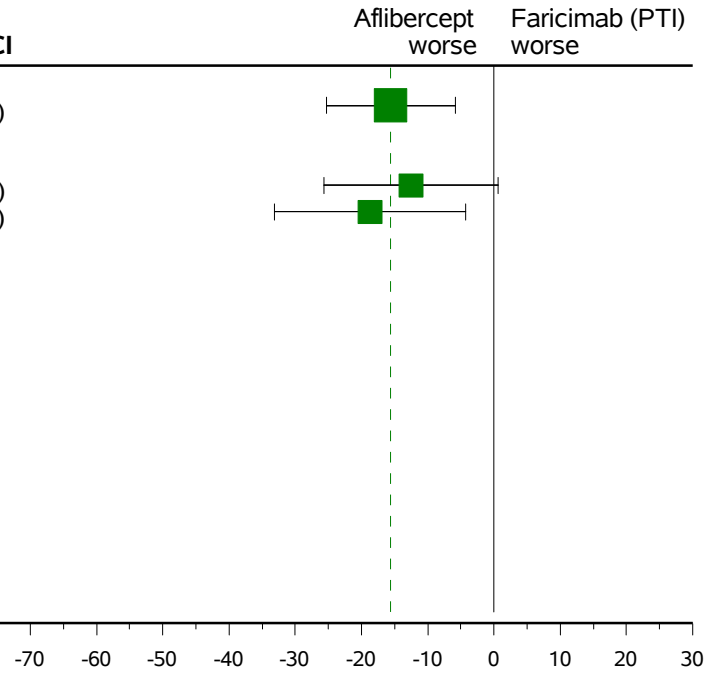

Units: microns. Early Termination (ET) visit was mapped to closest regular visit.
Treatment policy strategy was applied to non-COVID-19 related and hypothetical strategy was applied to COVID-19 related intercurrent events.
COVID-19 related intercurrent events are: Disc. of Treatment due to COVID-19, Prohibited Treatment/Therapy due to COVID-19, Missed Dose at Week 88,92 or 96 due to COVID-19 and COVID-19 Death.
Clinical cut-off: YOSEMITE 01NOV2021 and RHINE 28OCT2021
Program: root/clinical_studies/RO6867461/CDT70122/share/ACE_pool_DME_Base/prod/program/g_forest_md.sas
Output: root/clinical_studies/RO6867461/CDT70122/share/ACE_pool_DME_CSR_Final/prod/output_bc/g_forest_md_SCST_PREST_ITBC_OCTNOV2021_DME.pdf 05OCT2022 15:45

POPULATION: Intent-to-Treat Population B vs. C
ENDPOINT: Center Subfield Thickness (Study Eye) throughout the Entire Study
STUDY: GR40349 & GR40398
Forest Plot of Mean Difference
Week 12

Study	Total n (with value)	Aflibercept (N=627) n (with value)	Aflibercept (N=627) Mean	Faricimab (PTI) (N=632) n (with value)	Faricimab (PTI) (N=632) Mean	Mean Difference	95% CI
All Patients	1208	603	335.6	605	316.1	-19.5	(-28.8, -10.2)
Study							
Rhine	606	302	329.5	304	314.6	-14.9	(-27.8, -2.1)
Yosemite	602	301	341.6	301	317.5	-24.1	(-37.6, -10.6)

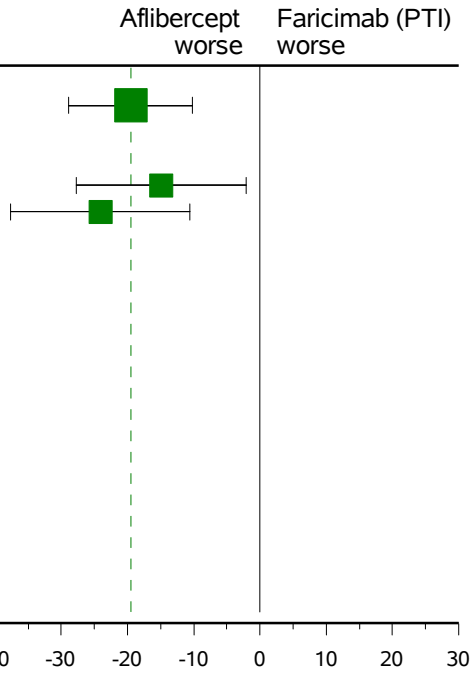

Units: microns. Early Termination (ET) visit was mapped to closest regular visit.
Treatment policy strategy was applied to non-COVID-19 related and hypothetical strategy was applied to COVID-19 related intercurrent events.
COVID-19 related intercurrent events are: Disc. of Treatment due to COVID-19, Prohibited Treatment/Therapy due to COVID-19, Missed Dose at Week 88,92 or 96 due to COVID-19 and COVID-19 Death.
Clinical cut-off: YOSEMITE 01NOV2021 and RHINE 28OCT2021
Program: root/clinical_studies/RO6867461/CDT70122/share/ACE_pool_DME_Base/prod/program/g_forest_md.sas
Output: root/clinical_studies/RO6867461/CDT70122/share/ACE_pool_DME_CSR_Final/prod/output_bc/g_forest_md_SCST_PREST_ITBC_OCTNOV2021_DME.pdf 05OCT2022 15:45

POPULATION: Intent-to-Treat Population B vs. C
ENDPOINT: Center Subfield Thickness (Study Eye) throughout the Entire Study
STUDY: GR40349 & GR40398
Forest Plot of Mean Difference
Week 16

Study	Total n (with value)	Aflibercept (N=627) n (with value)	Aflibercept (N=627) Mean	Faricimab (PTI) (N=632) n (with value)	Faricimab (PTI) (N=632) Mean	Mean Difference	95% CI
All Patients	1190	593	327.9	597	303.8	-24.1	(-33.1, -15.1)
Study							
Rhine	598	294	321.5	304	305.4	-16.1	(-28.8, -3.4)
Yosemite	592	299	334.3	293	302.2	-32.0	(-44.8, -19.3)

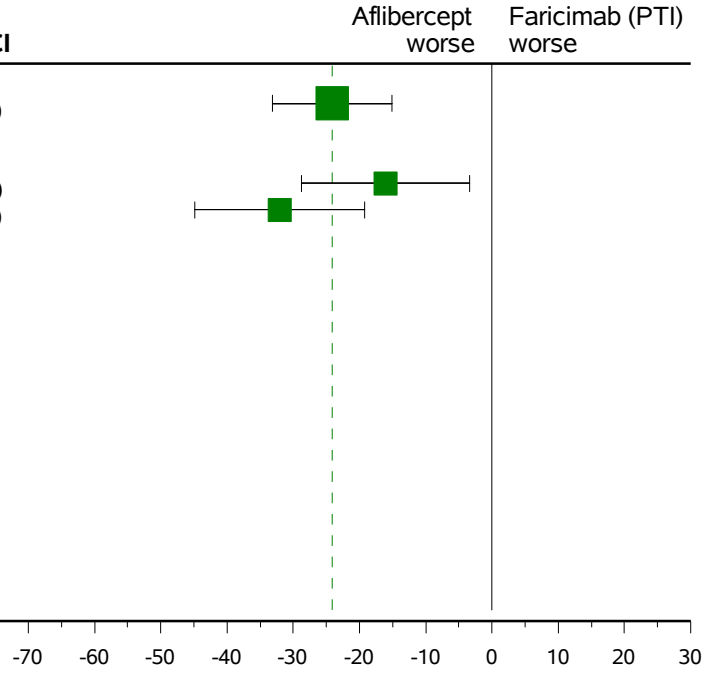

Units: microns. Early Termination (ET) visit was mapped to closest regular visit.
Treatment policy strategy was applied to non-COVID-19 related and hypothetical strategy was applied to COVID-19 related intercurrent events.
COVID-19 related intercurrent events are: Disc. of Treatment due to COVID-19, Prohibited Treatment/Therapy due to COVID-19, Missed Dose at Week 88,92 or 96 due to COVID-19 and COVID-19 Death.
Clinical cut-off: YOSEMITE 01NOV2021 and RHINE 28OCT2021
Program: root/clinical_studies/RO6867461/CDT70122/share/ACE_pool_DME_Base/prod/program/g_forest_md.sas
Output: root/clinical_studies/RO6867461/CDT70122/share/ACE_pool_DME_CSR_Final/prod/output_bc/g_forest_md_SCST_PREST_ITBC_OCTNOV2021_DME.pdf 05OCT2022 15:45

POPULATION: Intent-to-Treat Population B vs. C
ENDPOINT: Center Subfield Thickness (Study Eye) throughout the Entire Study
STUDY: GR40349 & GR40398
Forest Plot of Mean Difference
Week 20

Study	Total n (with value)	Aflibercept (N=627) n (with value)	Aflibercept (N=627) Mean	Faricimab (PTI) (N=632) n (with value)	Faricimab (PTI) (N=632) Mean	Mean Difference	95% CI
All Patients	1177	588	321.7	589	311.8	-9.9	(-19.5, -0.2)
Study							
Rhine	592	294	315.2	298	314.1	-1.0	(-15.3, 13.3)
Yosemite	585	294	328.3	291	309.5	-18.7	(-31.7, -5.8)

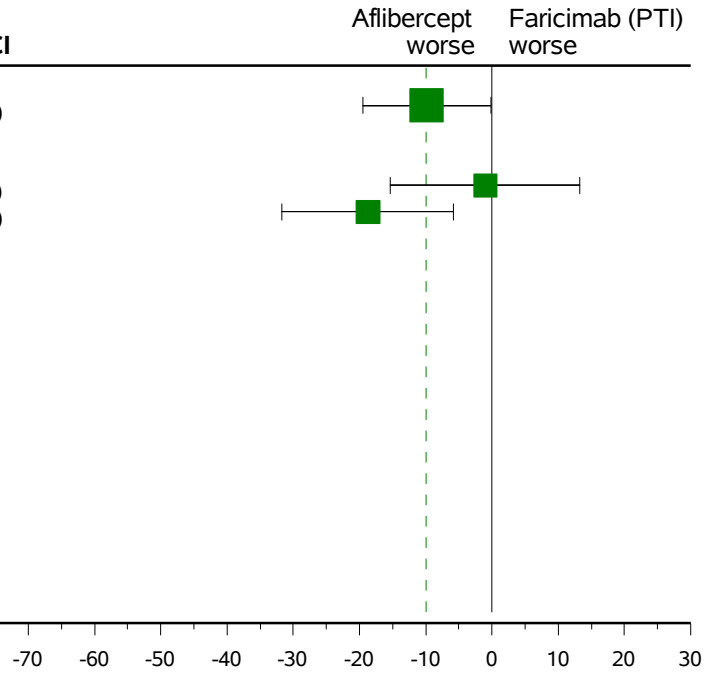

Units: microns. Early Termination (ET) visit was mapped to closest regular visit.
Treatment policy strategy was applied to non-COVID-19 related and hypothetical strategy was applied to COVID-19 related intercurrent events.
COVID-19 related intercurrent events are: Disc. of Treatment due to COVID-19, Prohibited Treatment/Therapy due to COVID-19, Missed Dose at Week 88,92 or 96 due to COVID-19 and COVID-19 Death.
Clinical cut-off: YOSEMITE 01NOV2021 and RHINE 28OCT2021
Program: root/clinical_studies/RO6867461/CDT70122/share/ACE_pool_DME_Base/prod/program/g_forest_md.sas
Output: root/clinical_studies/RO6867461/CDT70122/share/ACE_pool_DME_CSR_Final/prod/output_bc/g_forest_md_SCST_PREST_ITBC_OCTNOV2021_DME.pdf 05OCT2022 15:45

POPULATION: Intent-to-Treat Population B vs. C
ENDPOINT: Center Subfield Thickness (Study Eye) throughout the Entire Study
STUDY: GR40349 & GR40398
Forest Plot of Mean Difference
Week 24

Study	Total n (with value)	Aflibercept (N=627) n (with value)	Aflibercept (N=627) Mean	Faricimab (PTI) (N=632) n (with value)	Faricimab (PTI) (N=632) Mean	Mean Difference	95% CI
All Patients	1180	589	332.5	591	290.7	-41.8	(-51.2, -32.4)
Study							
Rhine	600	298	325.3	302	289.6	-35.7	(-49.2, -22.2)
Yosemite	580	291	339.9	289	291.9	-48.0	(-61.2, -34.9)

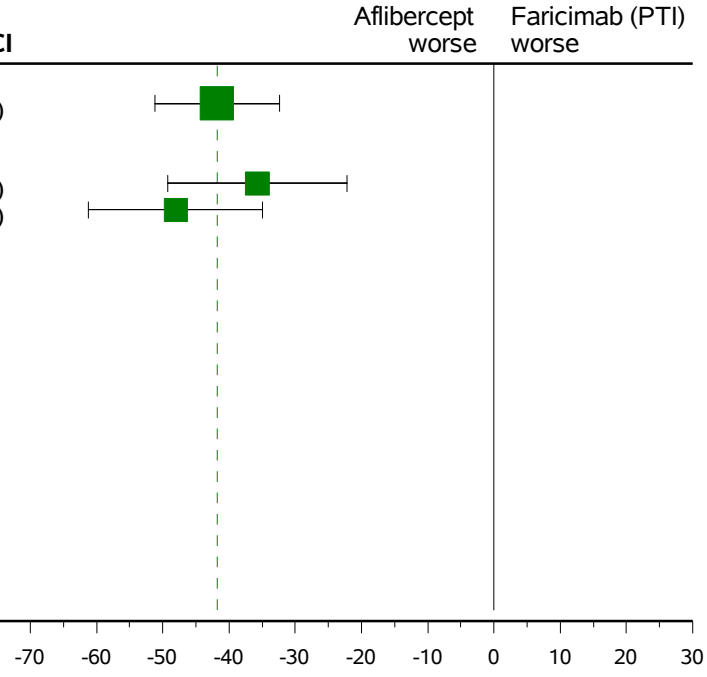

Units: microns. Early Termination (ET) visit was mapped to closest regular visit.
Treatment policy strategy was applied to non-COVID-19 related and hypothetical strategy was applied to COVID-19 related intercurrent events.
COVID-19 related intercurrent events are: Disc. of Treatment due to COVID-19, Prohibited Treatment/Therapy due to COVID-19, Missed Dose at Week 88,92 or 96 due to COVID-19 and COVID-19 Death.
Clinical cut-off: YOSEMITE 01NOV2021 and RHINE 28OCT2021
Program: root/clinical_studies/RO6867461/CDT70122/share/ACE_pool_DME_Base/prod/program/g_forest_md.sas
Output: root/clinical_studies/RO6867461/CDT70122/share/ACE_pool_DME_CSR_Final/prod/output_bc/g_forest_md_SCST_PREST_ITBC_OCTNOV2021_DME.pdf 05OCT2022 15:45

POPULATION: Intent-to-Treat Population B vs. C
ENDPOINT: Center Subfield Thickness (Study Eye) throughout the Entire Study
STUDY: GR40349 & GR40398
Forest Plot of Mean Difference
Week 28

Study	Total n (with value)	Aflibercept (N=627) n (with value)	Aflibercept (N=627) Mean	Faricimab (PTI) (N=632) n (with value)	Faricimab (PTI) (N=632) Mean	Mean Difference	95% CI
All Patients	1145	569	313.5	576	289.5	-24.1	(-33.2, -15.0)
Study							
Rhine	578	286	304.9	292	286.1	-18.8	(-30.5, -7.1)
Yosemite	567	283	322.2	284	292.9	-29.3	(-43.2, -15.4)

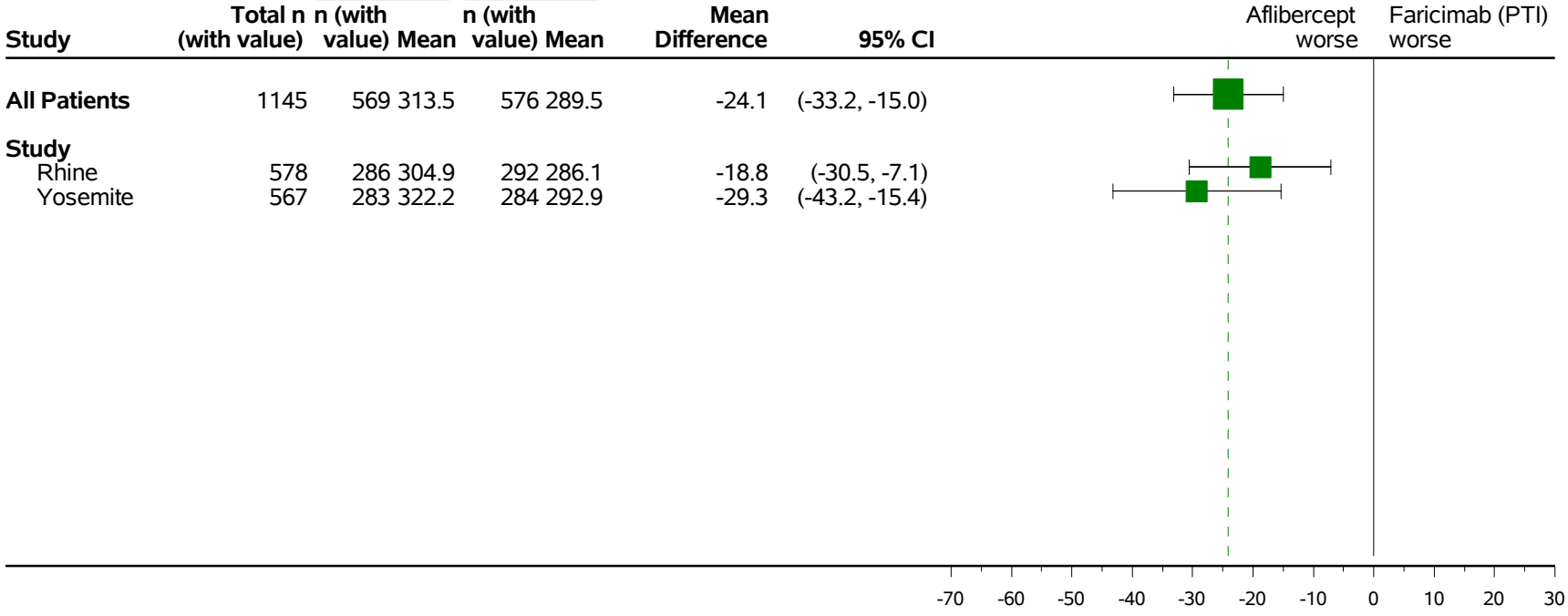

Units: microns. Early Termination (ET) visit was mapped to closest regular visit.
Treatment policy strategy was applied to non-COVID-19 related and hypothetical strategy was applied to COVID-19 related intercurrent events.
COVID-19 related intercurrent events are: Disc. of Treatment due to COVID-19, Prohibited Treatment/Therapy due to COVID-19, Missed Dose at Week 88,92 or 96 due to COVID-19 and COVID-19 Death.
Clinical cut-off: YOSEMITE 01NOV2021 and RHINE 28OCT2021
Program: root/clinical_studies/RO6867461/CDT70122/share/ACE_pool_DME_Base/prod/program/g_forest_md.sas
Output: root/clinical_studies/RO6867461/CDT70122/share/ACE_pool_DME_CSR_Final/prod/output_bc/g_forest_md_SCST_PREST_ITBC_OCTNOV2021_DME.pdf 05OCT2022 15:45

POPULATION: Intent-to-Treat Population B vs. C
ENDPOINT: Center Subfield Thickness (Study Eye) throughout the Entire Study
STUDY: GR40349 & GR40398
Forest Plot of Mean Difference
Week 32

Study	Total n (with value)	Aflibercept (N=627) n (with value)	Aflibercept (N=627) Mean	Faricimab (PTI) (N=632) n (with value)	Faricimab (PTI) (N=632) Mean	Mean Difference	95% CI
All Patients	1094	550	328.3	544	303.4	-24.9	(-35.5, -14.3)
Study							
Rhine	559	280	316.1	279	302.5	-13.6	(-28.5, 1.4)
Yosemite	535	270	341.0	265	304.4	-36.6	(-51.6, -21.7)

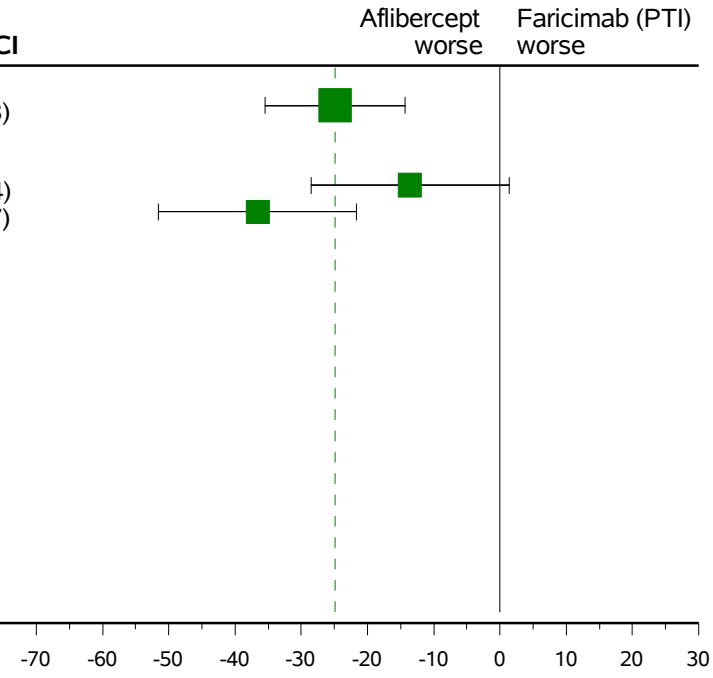

Units: microns. Early Termination (ET) visit was mapped to closest regular visit.
Treatment policy strategy was applied to non-COVID-19 related and hypothetical strategy was applied to COVID-19 related intercurrent events.
COVID-19 related intercurrent events are: Disc. of Treatment due to COVID-19, Prohibited Treatment/Therapy due to COVID-19, Missed Dose at Week 88,92 or 96 due to COVID-19 and COVID-19 Death.
Clinical cut-off: YOSEMITE 01NOV2021 and RHINE 28OCT2021
Program: root/clinical_studies/RO6867461/CDT70122/share/ACE_pool_DME_Base/prod/program/g_forest_md.sas
Output: root/clinical_studies/RO6867461/CDT70122/share/ACE_pool_DME_CSR_Final/prod/output_bc/g_forest_md_SCST_PREST_ITBC_OCTNOV2021_DME.pdf 05OCT2022 15:45

POPULATION: Intent-to-Treat Population B vs. C
ENDPOINT: Center Subfield Thickness (Study Eye) throughout the Entire Study
STUDY: GR40349 & GR40398
Forest Plot of Mean Difference
Week 36

Study	Total n (with value)	Aflibercept (N=627) n (with value)	Aflibercept (N=627) Mean	Faricimab (PTI) (N=632) n (with value)	Faricimab (PTI) (N=632) Mean	Mean Difference	95% CI
All Patients	1085	540	310.5	545	284.6	-25.9	(-35.4, -16.4)
Study							
Rhine	555	276	301.3	279	282.8	-18.5	(-31.7, -5.2)
Yosemite	530	264	320.1	266	286.4	-33.7	(-47.3, -20.1)

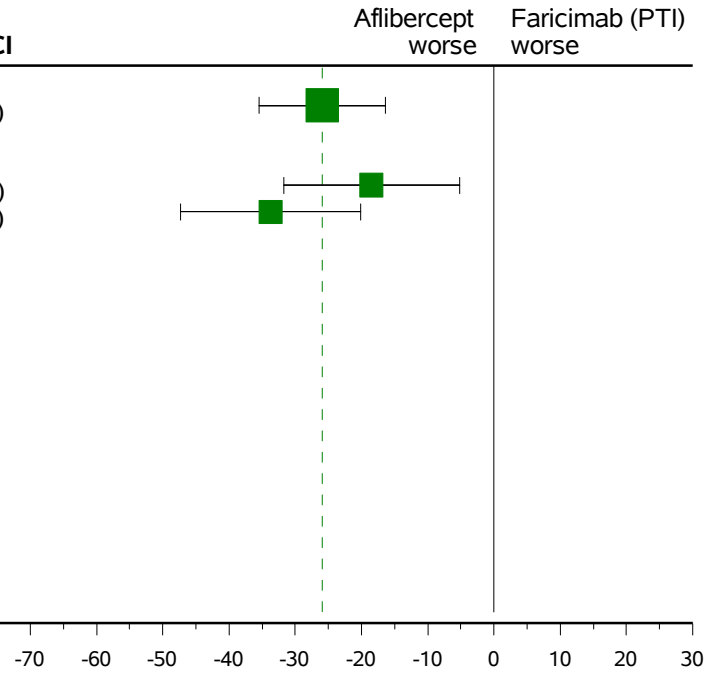

Units: microns. Early Termination (ET) visit was mapped to closest regular visit.
Treatment policy strategy was applied to non-COVID-19 related and hypothetical strategy was applied to COVID-19 related intercurrent events.
COVID-19 related intercurrent events are: Disc. of Treatment due to COVID-19, Prohibited Treatment/Therapy due to COVID-19, Missed Dose at Week 88,92 or 96 due to COVID-19 and COVID-19 Death.
Clinical cut-off: YOSEMITE 01NOV2021 and RHINE 28OCT2021
Program: root/clinical_studies/RO6867461/CDT70122/share/ACE_pool_DME_Base/prod/program/g_forest_md.sas
Output: root/clinical_studies/RO6867461/CDT70122/share/ACE_pool_DME_CSR_Final/prod/output_bc/g_forest_md_SCST_PREST_ITBC_OCTNOV2021_DME.pdf 05OCT2022 15:45

POPULATION: Intent-to-Treat Population B vs. C
ENDPOINT: Center Subfield Thickness (Study Eye) throughout the Entire Study
STUDY: GR40349 & GR40398
Forest Plot of Mean Difference
Week 40

Study	Total n (with value)	Aflibercept (N=627) n (with value)	Aflibercept (N=627) Mean	Faricimab (PTI) (N=632) n (with value)	Faricimab (PTI) (N=632) Mean	Mean Difference	95% CI
All Patients	1085	537	321.2	548	290.1	-31.1	(-41.7, -20.6)
Study							
Rhine	556	275	308.7	281	286.6	-22.1	(-37.0, -7.3)
Yosemite	529	262	334.3	267	293.7	-40.6	(-55.5, -25.6)

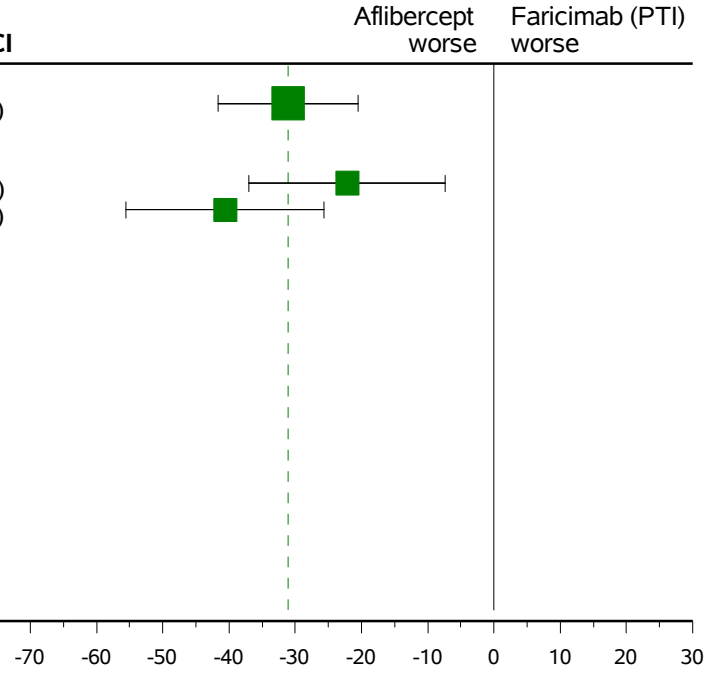

Units: microns. Early Termination (ET) visit was mapped to closest regular visit.
Treatment policy strategy was applied to non-COVID-19 related and hypothetical strategy was applied to COVID-19 related intercurrent events.
COVID-19 related intercurrent events are: Disc. of Treatment due to COVID-19, Prohibited Treatment/Therapy due to COVID-19, Missed Dose at Week 88,92 or 96 due to COVID-19 and COVID-19 Death.
Clinical cut-off: YOSEMITE 01NOV2021 and RHINE 28OCT2021
Program: root/clinical_studies/RO6867461/CDT70122/share/ACE_pool_DME_Base/prod/program/g_forest_md.sas
Output: root/clinical_studies/RO6867461/CDT70122/share/ACE_pool_DME_CSR_Final/prod/output_bc/g_forest_md_SCST_PREST_ITBC_OCTNOV2021_DME.pdf 05OCT2022 15:45

POPULATION: Intent-to-Treat Population B vs. C
ENDPOINT: Center Subfield Thickness (Study Eye) throughout the Entire Study
STUDY: GR40349 & GR40398
Forest Plot of Mean Difference
Week 44

Study	Total n (with value)	Aflibercept (N=627) n (with value)	Aflibercept (N=627) Mean	Faricimab (PTI) (N=632) n (with value)	Faricimab (PTI) (N=632) Mean	Mean Difference	95% CI
All Patients	1085	536	306.9	549	291.8	-15.1	(-25.7, -4.5)
Study							
Rhine	551	270	298.1	281	286.3	-11.8	(-26.5, 2.8)
Yosemite	534	266	315.9	268	297.6	-18.3	(-33.6, -3.0)

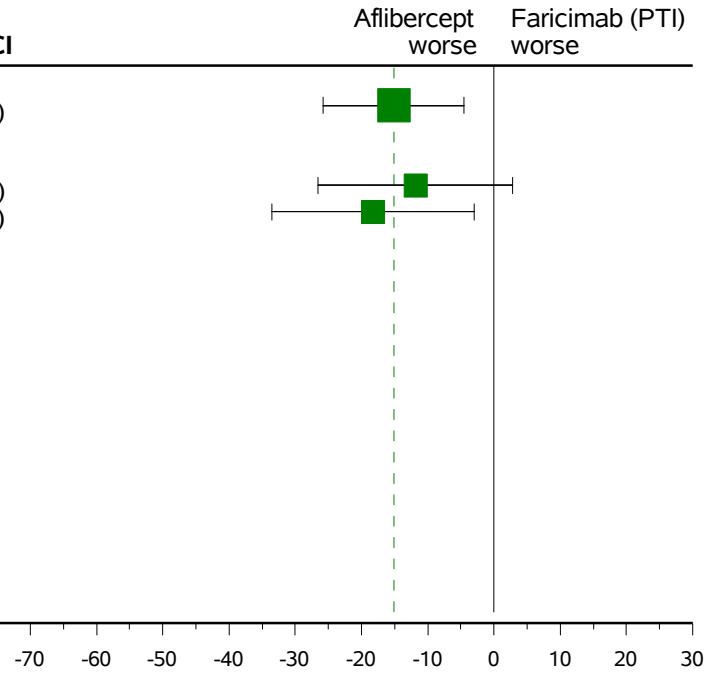

Units: microns. Early Termination (ET) visit was mapped to closest regular visit.
Treatment policy strategy was applied to non-COVID-19 related and hypothetical strategy was applied to COVID-19 related intercurrent events.
COVID-19 related intercurrent events are: Disc. of Treatment due to COVID-19, Prohibited Treatment/Therapy due to COVID-19, Missed Dose at Week 88,92 or 96 due to COVID-19 and COVID-19 Death.
Clinical cut-off: YOSEMITE 01NOV2021 and RHINE 28OCT2021
Program: root/clinical_studies/RO6867461/CDT70122/share/ACE_pool_DME_Base/prod/program/g_forest_md.sas
Output: root/clinical_studies/RO6867461/CDT70122/share/ACE_pool_DME_CSR_Final/prod/output_bc/g_forest_md_SCST_PREST_ITBC_OCTNOV2021_DME.pdf 05OCT2022 15:45

POPULATION: Intent-to-Treat Population B vs. C
ENDPOINT: Center Subfield Thickness (Study Eye) throughout the Entire Study
STUDY: GR40349 & GR40398
Forest Plot of Mean Difference
Week 48

Study	Total n (with value)	Aflibercept (N=627) n (with value)	Aflibercept (N=627) Mean	Faricimab (PTI) (N=632) n (with value)	Faricimab (PTI) (N=632) Mean	Mean Difference	95% CI
All Patients	1075	533	316.4	542	287.5	-28.9	(-39.2, -18.6)
Study							
Rhine	553	272	309.0	281	285.6	-23.4	(-38.3, -8.5)
Yosemite	522	261	324.2	261	289.6	-34.5	(-48.7, -20.4)

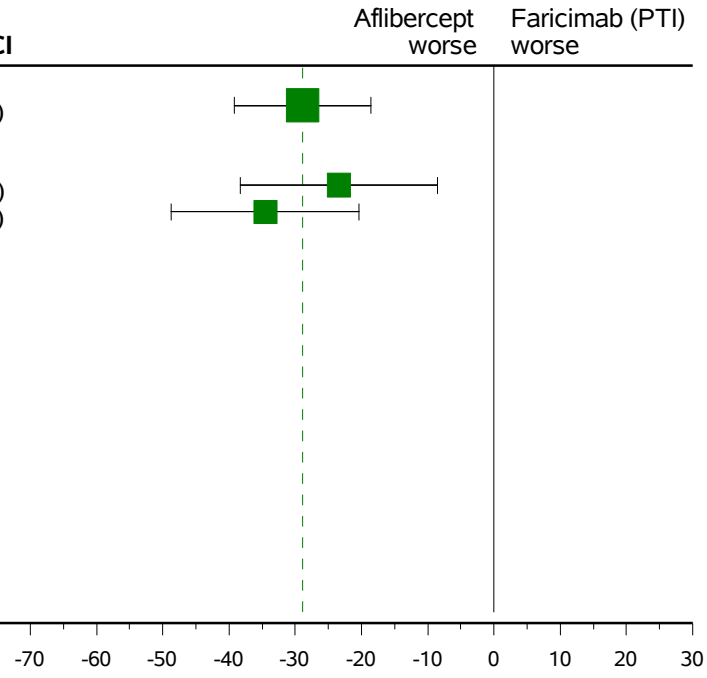

Units: microns. Early Termination (ET) visit was mapped to closest regular visit.
Treatment policy strategy was applied to non-COVID-19 related and hypothetical strategy was applied to COVID-19 related intercurrent events.
COVID-19 related intercurrent events are: Disc. of Treatment due to COVID-19, Prohibited Treatment/Therapy due to COVID-19, Missed Dose at Week 88,92 or 96 due to COVID-19 and COVID-19 Death.
Clinical cut-off: YOSEMITE 01NOV2021 and RHINE 28OCT2021
Program: root/clinical_studies/RO6867461/CDT70122/share/ACE_pool_DME_Base/prod/program/g_forest_md.sas
Output: root/clinical_studies/RO6867461/CDT70122/share/ACE_pool_DME_CSR_Final/prod/output_bc/g_forest_md_SCST_PREST_ITBC_OCTNOV2021_DME.pdf 05OCT2022 15:45

POPULATION: Intent-to-Treat Population B vs. C
ENDPOINT: Center Subfield Thickness (Study Eye) throughout the Entire Study
STUDY: GR40349 & GR40398
Forest Plot of Mean Difference
Week 52

Study	Total n (with value)	Aflibercept (N=627) n (with value)	Aflibercept (N=627) Mean	Faricimab (PTI) (N=632) n (with value)	Faricimab (PTI) (N=632) Mean	Mean Difference	95% CI
All Patients	1068	523	301.7	545	288.8	-12.9	(-22.8, -3.0)
Study							
Rhine	550	271	295.4	279	284.7	-10.7	(-24.7, 3.3)
Yosemite	518	252	308.4	266	293.0	-15.4	(-29.5, -1.3)

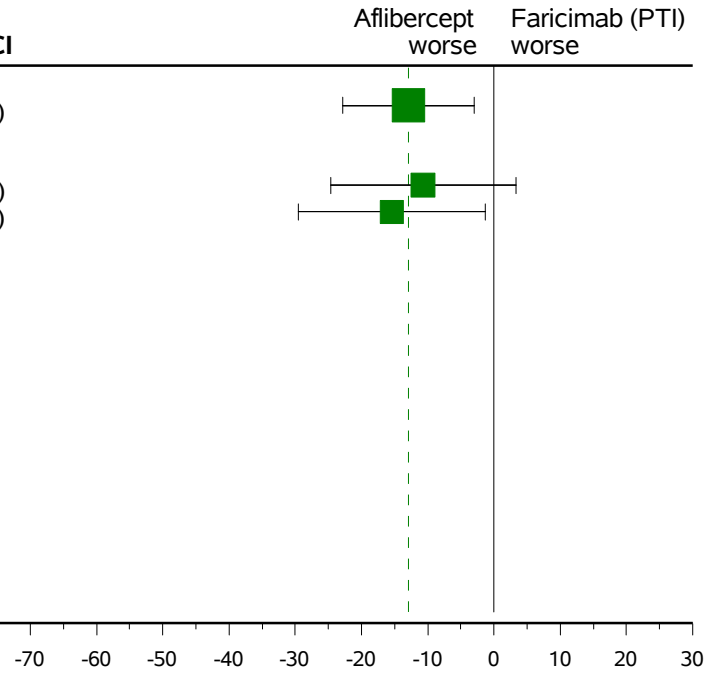

Units: microns. Early Termination (ET) visit was mapped to closest regular visit.
Treatment policy strategy was applied to non-COVID-19 related and hypothetical strategy was applied to COVID-19 related intercurrent events.
COVID-19 related intercurrent events are: Disc. of Treatment due to COVID-19, Prohibited Treatment/Therapy due to COVID-19, Missed Dose at Week 88,92 or 96 due to COVID-19 and COVID-19 Death.
Clinical cut-off: YOSEMITE 01NOV2021 and RHINE 28OCT2021
Program: root/clinical_studies/RO6867461/CDT70122/share/ACE_pool_DME_Base/prod/program/g_forest_md.sas
Output: root/clinical_studies/RO6867461/CDT70122/share/ACE_pool_DME_CSR_Final/prod/output_bc/g_forest_md_SCST_PREST_ITBC_OCTNOV2021_DME.pdf 05OCT2022 15:45

POPULATION: Intent-to-Treat Population B vs. C
ENDPOINT: Center Subfield Thickness (Study Eye) throughout the Entire Study
STUDY: GR40349 & GR40398
Forest Plot of Mean Difference
Week 56

Study	Total n (with value)	Aflibercept (N=627) n (with value)	Aflibercept (N=627) Mean	Faricimab (PTI) (N=632) n (with value)	Faricimab (PTI) (N=632) Mean	Mean Difference	95% CI
All Patients	1058	512	313.2	546	283.8	-29.4	(-39.8, -19.0)
Study							
Rhine	545	261	306.5	284	281.7	-24.8	(-39.8, -9.7)
Yosemite	513	251	320.2	262	286.1	-34.1	(-48.4, -19.8)

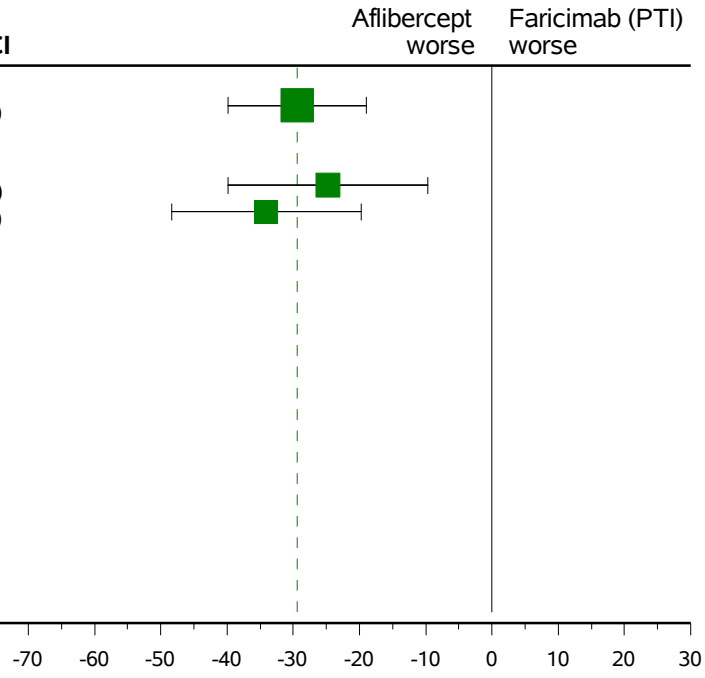

Units: microns. Early Termination (ET) visit was mapped to closest regular visit.
Treatment policy strategy was applied to non-COVID-19 related and hypothetical strategy was applied to COVID-19 related intercurrent events.
COVID-19 related intercurrent events are: Disc. of Treatment due to COVID-19, Prohibited Treatment/Therapy due to COVID-19, Missed Dose at Week 88,92 or 96 due to COVID-19 and COVID-19 Death.
Clinical cut-off: YOSEMITE 01NOV2021 and RHINE 28OCT2021
Program: root/clinical_studies/RO6867461/CDT70122/share/ACE_pool_DME_Base/prod/program/g_forest_md.sas
Output: root/clinical_studies/RO6867461/CDT70122/share/ACE_pool_DME_CSR_Final/prod/output_bc/g_forest_md_SCST_PREST_ITBC_OCTNOV2021_DME.pdf 05OCT2022 15:45

POPULATION: Intent-to-Treat Population B vs. C
ENDPOINT: Center Subfield Thickness (Study Eye) throughout the Entire Study
STUDY: GR40349 & GR40398
Forest Plot of Mean Difference
Week 60

Study	Total n (with value)	Aflibercept (N=627) n (with value)	Aflibercept (N=627) Mean	Faricimab (PTI) (N=632) n (with value)	Faricimab (PTI) (N=632) Mean	Mean Difference	95% CI
All Patients	1043	510	300.3	533	285.6	-14.7	(-25.4, -4.0)
Study							
Rhine	526	253	294.3	273	282.5	-11.8	(-28.2, 4.6)
Yosemite	517	257	306.1	260	288.8	-17.4	(-31.2, -3.5)

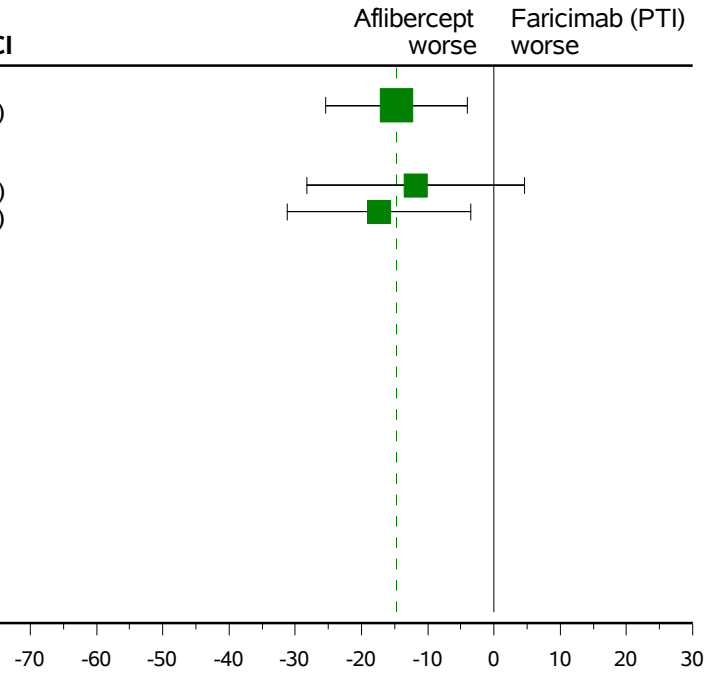

Units: microns. Early Termination (ET) visit was mapped to closest regular visit.
Treatment policy strategy was applied to non-COVID-19 related and hypothetical strategy was applied to COVID-19 related intercurrent events.
COVID-19 related intercurrent events are: Disc. of Treatment due to COVID-19, Prohibited Treatment/Therapy due to COVID-19, Missed Dose at Week 88,92 or 96 due to COVID-19 and COVID-19 Death.
Clinical cut-off: YOSEMITE 01NOV2021 and RHINE 28OCT2021
Program: root/clinical_studies/RO6867461/CDT70122/share/ACE_pool_DME_Base/prod/program/g_forest_md.sas
Output: root/clinical_studies/RO6867461/CDT70122/share/ACE_pool_DME_CSR_Final/prod/output_bc/g_forest_md_SCST_PREST_ITBC_OCTNOV2021_DME.pdf 05OCT2022 15:45

POPULATION: Intent-to-Treat Population B vs. C
ENDPOINT: Center Subfield Thickness (Study Eye) throughout the Entire Study
STUDY: GR40349 & GR40398
Forest Plot of Mean Difference
Week 64

Study	Total n (with value)	Aflibercept (N=627) n (with value)	Aflibercept (N=627) Mean	Faricimab (PTI) (N=632) n (with value)	Faricimab (PTI) (N=632) Mean	Mean Difference	95% CI
All Patients	1067	519	309.0	548	283.1	-25.9	(-36.0, -15.7)
Study							
Rhine	546	258	301.7	288	282.3	-19.4	(-34.0, -4.8)
Yosemite	521	261	316.2	260	284.1	-32.1	(-46.2, -18.1)

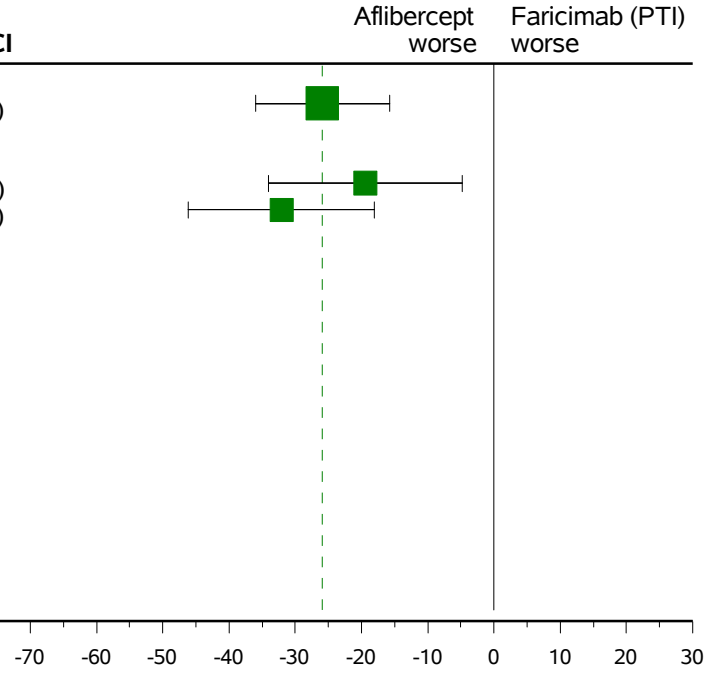

Units: microns. Early Termination (ET) visit was mapped to closest regular visit.
Treatment policy strategy was applied to non-COVID-19 related and hypothetical strategy was applied to COVID-19 related intercurrent events.
COVID-19 related intercurrent events are: Disc. of Treatment due to COVID-19, Prohibited Treatment/Therapy due to COVID-19, Missed Dose at Week 88,92 or 96 due to COVID-19 and COVID-19 Death.
Clinical cut-off: YOSEMITE 01NOV2021 and RHINE 28OCT2021
Program: root/clinical_studies/RO6867461/CDT70122/share/ACE_pool_DME_Base/prod/program/g_forest_md.sas
Output: root/clinical_studies/RO6867461/CDT70122/share/ACE_pool_DME_CSR_Final/prod/output_bc/g_forest_md_SCST_PREST_ITBC_OCTNOV2021_DME.pdf 05OCT2022 15:45

POPULATION: Intent-to-Treat Population B vs. C
ENDPOINT: Center Subfield Thickness (Study Eye) throughout the Entire Study
STUDY: GR40349 & GR40398
Forest Plot of Mean Difference
Week 68

Study	Total n (with value)	Aflibercept (N=627) n (with value)	Aflibercept (N=627) Mean	Faricimab (PTI) (N=632) n (with value)	Faricimab (PTI) (N=632) Mean	Mean Difference	95% CI
All Patients	1027	503	295.1	524	281.6	-13.5	(-22.9, -4.0)
Study							
Rhine	522	254	290.9	268	280.0	-10.9	(-24.2, 2.5)
Yosemite	505	249	299.4	256	283.3	-16.1	(-29.5, -2.8)

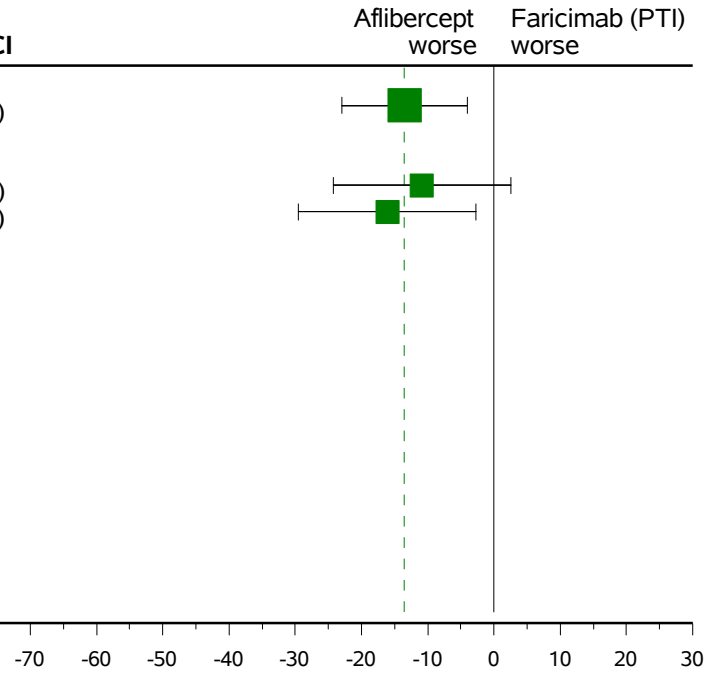

Units: microns. Early Termination (ET) visit was mapped to closest regular visit.
Treatment policy strategy was applied to non-COVID-19 related and hypothetical strategy was applied to COVID-19 related intercurrent events.
COVID-19 related intercurrent events are: Disc. of Treatment due to COVID-19, Prohibited Treatment/Therapy due to COVID-19, Missed Dose at Week 88,92 or 96 due to COVID-19 and COVID-19 Death.
Clinical cut-off: YOSEMITE 01NOV2021 and RHINE 28OCT2021
Program: root/clinical_studies/RO6867461/CDT70122/share/ACE_pool_DME_Base/prod/program/g_forest_md.sas
Output: root/clinical_studies/RO6867461/CDT70122/share/ACE_pool_DME_CSR_Final/prod/output_bc/g_forest_md_SCST_PREST_ITBC_OCTNOV2021_DME.pdf 05OCT2022 15:45

POPULATION: Intent-to-Treat Population B vs. C
ENDPOINT: Center Subfield Thickness (Study Eye) throughout the Entire Study
STUDY: GR40349 & GR40398
Forest Plot of Mean Difference
Week 72

Study	Total n (with value)	Aflibercept (N=627) n (with value)	Aflibercept (N=627) Mean	Faricimab (PTI) (N=632) n (with value)	Faricimab (PTI) (N=632) Mean	Mean Difference	95% CI
All Patients	1009	493	304.5	516	280.3	-24.2	(-34.7, -13.6)
Study							
Rhine	508	248	301.9	260	277.5	-24.4	(-40.3, -8.4)
Yosemite	501	245	307.1	256	283.1	-23.9	(-37.8, -10.1)

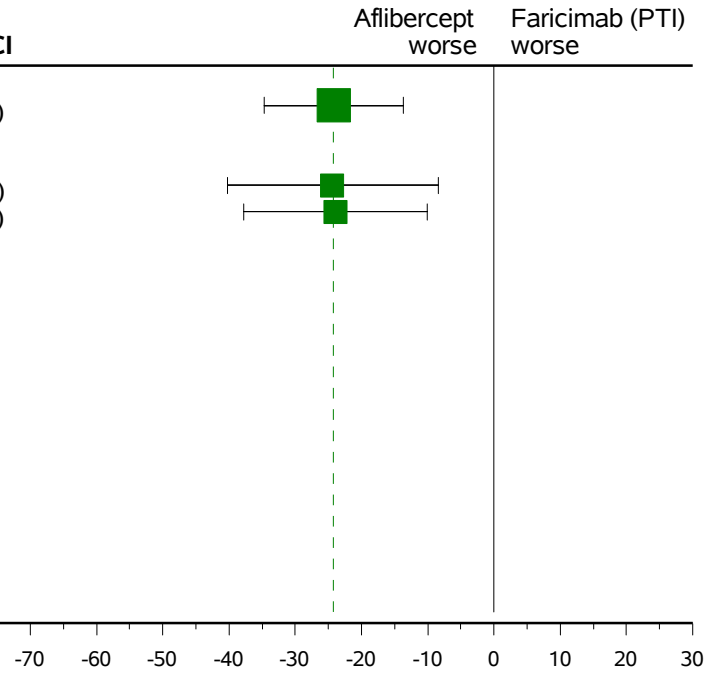

Units: microns. Early Termination (ET) visit was mapped to closest regular visit.
Treatment policy strategy was applied to non-COVID-19 related and hypothetical strategy was applied to COVID-19 related intercurrent events.
COVID-19 related intercurrent events are: Disc. of Treatment due to COVID-19, Prohibited Treatment/Therapy due to COVID-19, Missed Dose at Week 88,92 or 96 due to COVID-19 and COVID-19 Death.
Clinical cut-off: YOSEMITE 01NOV2021 and RHINE 28OCT2021
Program: root/clinical_studies/RO6867461/CDT70122/share/ACE_pool_DME_Base/prod/program/g_forest_md.sas
Output: root/clinical_studies/RO6867461/CDT70122/share/ACE_pool_DME_CSR_Final/prod/output_bc/g_forest_md_SCST_PREST_ITBC_OCTNOV2021_DME.pdf 05OCT2022 15:45

POPULATION: Intent-to-Treat Population B vs. C
ENDPOINT: Center Subfield Thickness (Study Eye) throughout the Entire Study
STUDY: GR40349 & GR40398
Forest Plot of Mean Difference
Week 76

Study	Total n (with value)	Aflibercept (N=627) n (with value)	Aflibercept (N=627) Mean	Faricimab (PTI) (N=632) n (with value)	Faricimab (PTI) (N=632) Mean	Mean Difference	95% CI
All Patients	1009	492	292.8	517	281.4	-11.4	(-20.9, -2.0)
Study							
Rhine	513	247	288.4	266	279.7	-8.8	(-22.4, 4.9)
Yosemite	496	245	297.2	251	283.2	-14.1	(-27.3, -0.8)

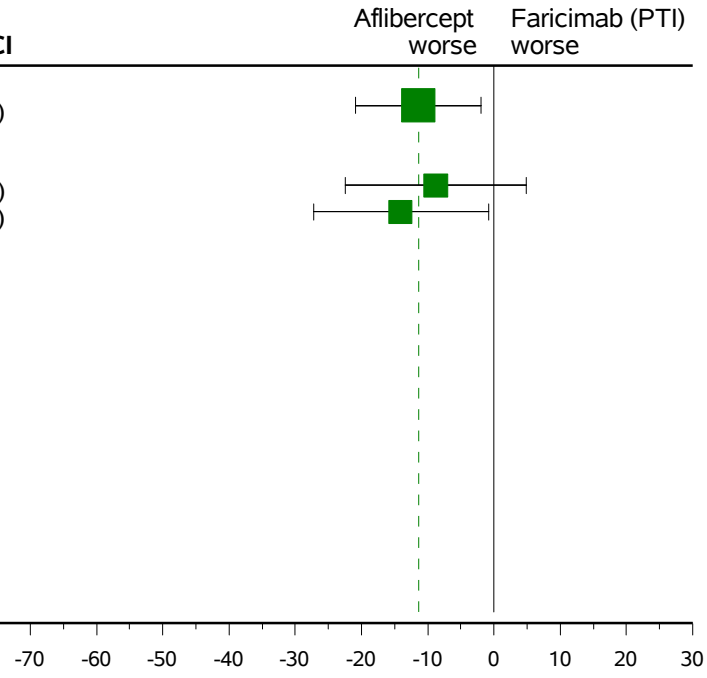

Units: microns. Early Termination (ET) visit was mapped to closest regular visit.
Treatment policy strategy was applied to non-COVID-19 related and hypothetical strategy was applied to COVID-19 related intercurrent events.
COVID-19 related intercurrent events are: Disc. of Treatment due to COVID-19, Prohibited Treatment/Therapy due to COVID-19, Missed Dose at Week 88,92 or 96 due to COVID-19 and COVID-19 Death.
Clinical cut-off: YOSEMITE 01NOV2021 and RHINE 28OCT2021
Program: root/clinical_studies/RO6867461/CDT70122/share/ACE_pool_DME_Base/prod/program/g_forest_md.sas
Output: root/clinical_studies/RO6867461/CDT70122/share/ACE_pool_DME_CSR_Final/prod/output_bc/g_forest_md_SCST_PREST_ITBC_OCTNOV2021_DME.pdf 05OCT2022 15:45

POPULATION: Intent-to-Treat Population B vs. C
ENDPOINT: Center Subfield Thickness (Study Eye) throughout the Entire Study
STUDY: GR40349 & GR40398
Forest Plot of Mean Difference
Week 80

Study	Total n (with value)	Aflibercept (N=627) n (with value)	Aflibercept (N=627) Mean	Faricimab (PTI) (N=632) n (with value)	Faricimab (PTI) (N=632) Mean	Mean Difference	95% CI
All Patients	1014	492	299.6	522	282.2	-17.4	(-27.8, -7.0)
Study							
Rhine	509	244	295.7	265	281.2	-14.5	(-29.9, 0.9)
Yosemite	505	248	303.4	257	283.2	-20.2	(-34.3, -6.1)

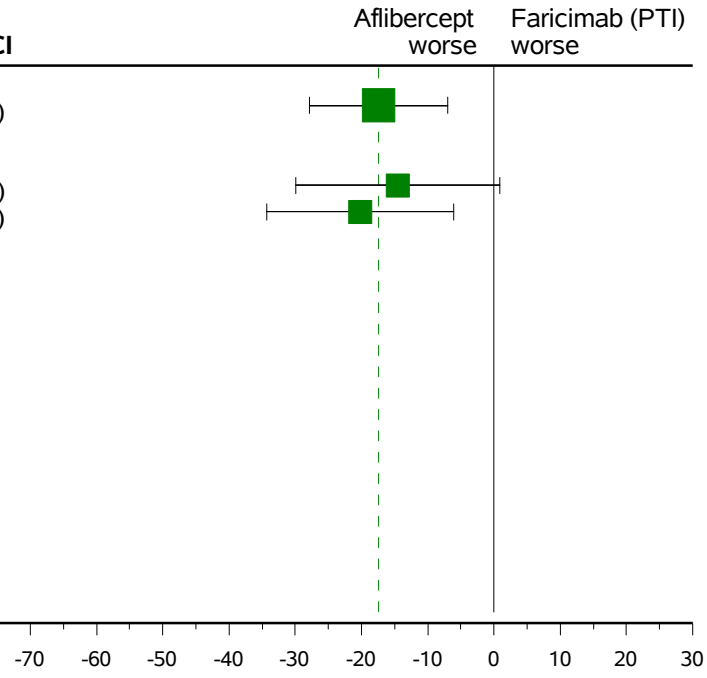

Units: microns. Early Termination (ET) visit was mapped to closest regular visit.
Treatment policy strategy was applied to non-COVID-19 related and hypothetical strategy was applied to COVID-19 related intercurrent events.
COVID-19 related intercurrent events are: Disc. of Treatment due to COVID-19, Prohibited Treatment/Therapy due to COVID-19, Missed Dose at Week 88,92 or 96 due to COVID-19 and COVID-19 Death.
Clinical cut-off: YOSEMITE 01NOV2021 and RHINE 28OCT2021
Program: root/clinical_studies/RO6867461/CDT70122/share/ACE_pool_DME_Base/prod/program/g_forest_md.sas
Output: root/clinical_studies/RO6867461/CDT70122/share/ACE_pool_DME_CSR_Final/prod/output_bc/g_forest_md_SCST_PREST_ITBC_OCTNOV2021_DME.pdf 05OCT2022 15:45

POPULATION: Intent-to-Treat Population B vs. C
ENDPOINT: Center Subfield Thickness (Study Eye) throughout the Entire Study
STUDY: GR40349 & GR40398
Forest Plot of Mean Difference
Week 84

Study	Total n (with value)	Aflibercept (N=627) n (with value)	Aflibercept (N=627) Mean	Faricimab (PTI) (N=632) n (with value)	Faricimab (PTI) (N=632) Mean	Mean Difference	95% CI
All Patients	1020	501	295.6	519	276.3	-19.2	(-29.5, -9.0)
Study							
Rhine	512	251	289.9	261	274.4	-15.5	(-30.2, -0.8)
Yosemite	508	250	301.2	258	278.3	-22.9	(-37.2, -8.7)

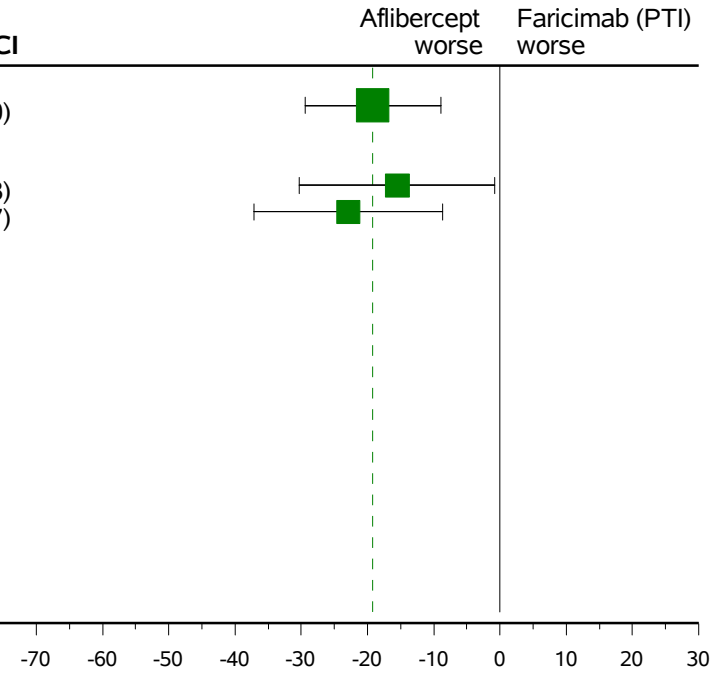

Units: microns. Early Termination (ET) visit was mapped to closest regular visit.
Treatment policy strategy was applied to non-COVID-19 related and hypothetical strategy was applied to COVID-19 related intercurrent events.
COVID-19 related intercurrent events are: Disc. of Treatment due to COVID-19, Prohibited Treatment/Therapy due to COVID-19, Missed Dose at Week 88,92 or 96 due to COVID-19 and COVID-19 Death.
Clinical cut-off: YOSEMITE 01NOV2021 and RHINE 28OCT2021
Program: root/clinical_studies/RO6867461/CDT70122/share/ACE_pool_DME_Base/prod/program/g_forest_md.sas
Output: root/clinical_studies/RO6867461/CDT70122/share/ACE_pool_DME_CSR_Final/prod/output_bc/g_forest_md_SCST_PREST_ITBC_OCTNOV2021_DME.pdf 05OCT2022 15:45

POPULATION: Intent-to-Treat Population B vs. C
ENDPOINT: Center Subfield Thickness (Study Eye) throughout the Entire Study
STUDY: GR40349 & GR40398
Forest Plot of Mean Difference
Week 88

Study	Total n (with value)	Aflibercept (N=627) n (with value)	Aflibercept (N=627) Mean	Faricimab (PTI) (N=632) n (with value)	Faricimab (PTI) (N=632) Mean	Mean Difference	95% CI
All Patients	1006	490	300.6	516	279.8	-20.8	(-31.5, -10.0)
Study							
Rhine	508	245	297.1	263	276.3	-20.8	(-36.3, -5.3)
Yosemite	498	245	304.1	253	283.5	-20.6	(-35.6, -5.5)

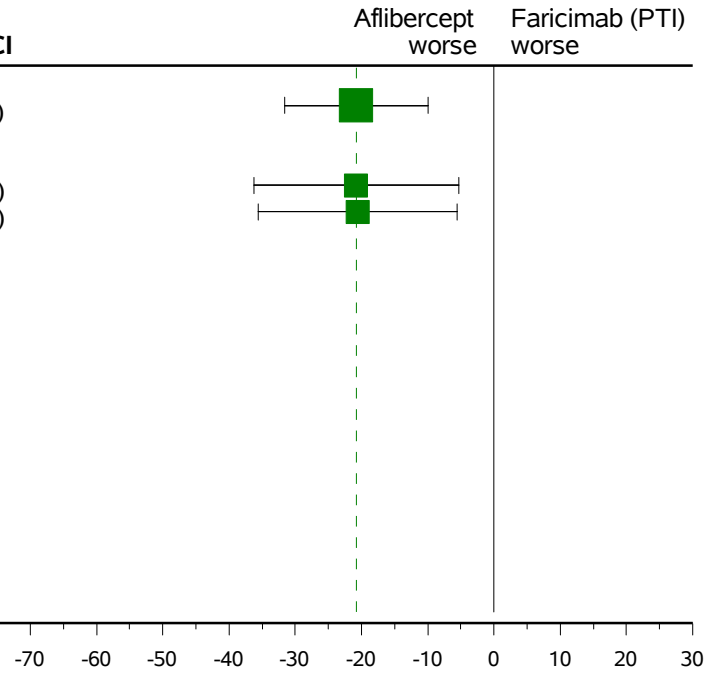

Units: microns. Early Termination (ET) visit was mapped to closest regular visit.
Treatment policy strategy was applied to non-COVID-19 related and hypothetical strategy was applied to COVID-19 related intercurrent events.
COVID-19 related intercurrent events are: Disc. of Treatment due to COVID-19, Prohibited Treatment/Therapy due to COVID-19, Missed Dose at Week 88,92 or 96 due to COVID-19 and COVID-19 Death.
Clinical cut-off: YOSEMITE 01NOV2021 and RHINE 28OCT2021
Program: root/clinical_studies/RO6867461/CDT70122/share/ACE_pool_DME_Base/prod/program/g_forest_md.sas
Output: root/clinical_studies/RO6867461/CDT70122/share/ACE_pool_DME_CSR_Final/prod/output_bc/g_forest_md_SCST_PREST_ITBC_OCTNOV2021_DME.pdf 05OCT2022 15:45

POPULATION: Intent-to-Treat Population B vs. C
ENDPOINT: Center Subfield Thickness (Study Eye) throughout the Entire Study
STUDY: GR40349 & GR40398
Forest Plot of Mean Difference
Week 92

Study	Total n (with value)	Aflibercept (N=627) n (with value)	Aflibercept (N=627) Mean	Faricimab (PTI) (N=632) n (with value)	Faricimab (PTI) (N=632) Mean	Mean Difference	95% CI
All Patients	1009	486	290.3	523	280.4	-9.9	(-19.8, -0.1)
Study							
Rhine	508	242	288.4	266	276.5	-11.9	(-25.9, 2.2)
Yosemite	501	244	292.2	257	284.4	-7.8	(-21.6, 6.0)

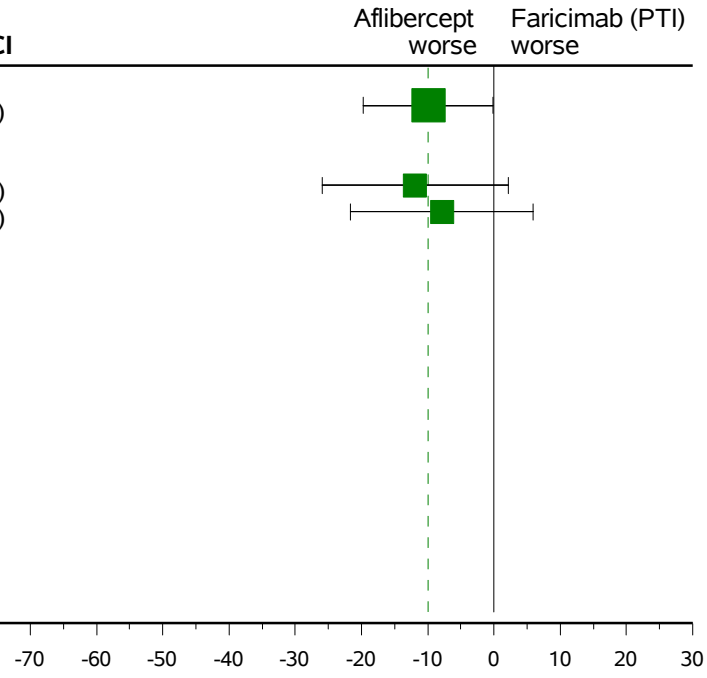

Units: microns. Early Termination (ET) visit was mapped to closest regular visit.
Treatment policy strategy was applied to non-COVID-19 related and hypothetical strategy was applied to COVID-19 related intercurrent events.
COVID-19 related intercurrent events are: Disc. of Treatment due to COVID-19, Prohibited Treatment/Therapy due to COVID-19, Missed Dose at Week 88,92 or 96 due to COVID-19 and COVID-19 Death.
Clinical cut-off: YOSEMITE 01NOV2021 and RHINE 28OCT2021
Program: root/clinical_studies/RO6867461/CDT70122/share/ACE_pool_DME_Base/prod/program/g_forest_md.sas
Output: root/clinical_studies/RO6867461/CDT70122/share/ACE_pool_DME_CSR_Final/prod/output_bc/g_forest_md_SCST_PREST_ITBC_OCTNOV2021_DME.pdf 05OCT2022 15:45

POPULATION: Intent-to-Treat Population B vs. C
ENDPOINT: Center Subfield Thickness (Study Eye) throughout the Entire Study
STUDY: GR40349 & GR40398
Forest Plot of Mean Difference
Week 96

Study	Total n (with value)	Aflibercept (N=627) n (with value)	Aflibercept (N=627) Mean	Faricimab (PTI) (N=632) n (with value)	Faricimab (PTI) (N=632) Mean	Mean Difference	95% CI
All Patients	1004	484	291.9	520	275.7	-16.2	(-26.4, -6.1)
Study							
Rhine	502	239	290.5	263	270.6	-19.9	(-34.7, -5.2)
Yosemite	502	245	293.3	257	280.9	-12.3	(-26.4, 1.7)

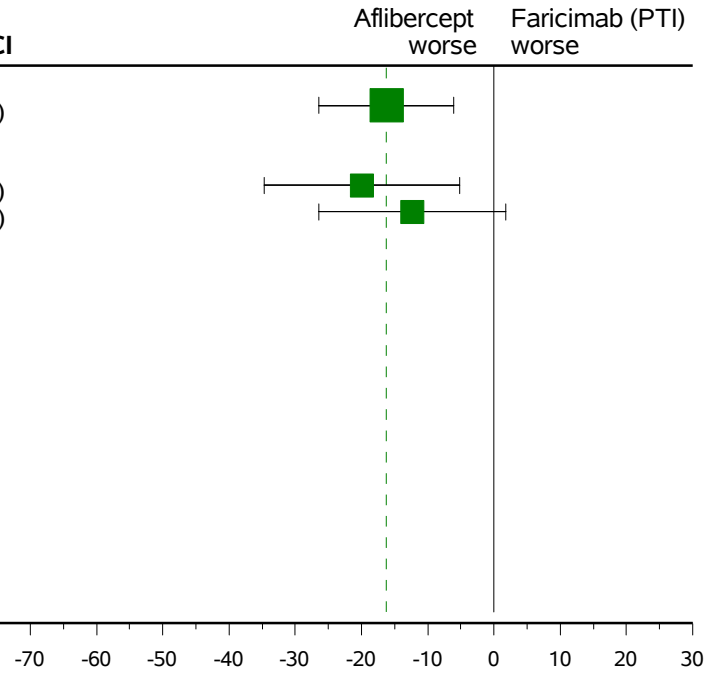

Units: microns. Early Termination (ET) visit was mapped to closest regular visit.
Treatment policy strategy was applied to non-COVID-19 related and hypothetical strategy was applied to COVID-19 related intercurrent events.
COVID-19 related intercurrent events are: Disc. of Treatment due to COVID-19, Prohibited Treatment/Therapy due to COVID-19, Missed Dose at Week 88,92 or 96 due to COVID-19 and COVID-19 Death.
Clinical cut-off: YOSEMITE 01NOV2021 and RHINE 28OCT2021
Program: root/clinical_studies/RO6867461/CDT70122/share/ACE_pool_DME_Base/prod/program/g_forest_md.sas
Output: root/clinical_studies/RO6867461/CDT70122/share/ACE_pool_DME_CSR_Final/prod/output_bc/g_forest_md_SCST_PREST_ITBC_OCTNOV2021_DME.pdf 05OCT2022 15:45

POPULATION: Intent-to-Treat Population B vs. C
ENDPOINT: Center Subfield Thickness (Study Eye) throughout the Entire Study
STUDY: GR40349 & GR40398
Forest Plot of Mean Difference
Week 100

Study	Total n (with value)	Aflibercept (N=627) n (with value)	Aflibercept (N=627) Mean	Faricimab (PTI) (N=632) n (with value)	Faricimab (PTI) (N=632) Mean	Mean Difference	95% CI
All Patients	1000	476	283.6	524	276.3	-7.2	(-16.7, 2.2)
Study							
Rhine	500	233	280.6	267	273.8	-6.8	(-20.6, 7.0)
Yosemite	500	243	286.4	257	279.0	-7.4	(-20.3, 5.5)

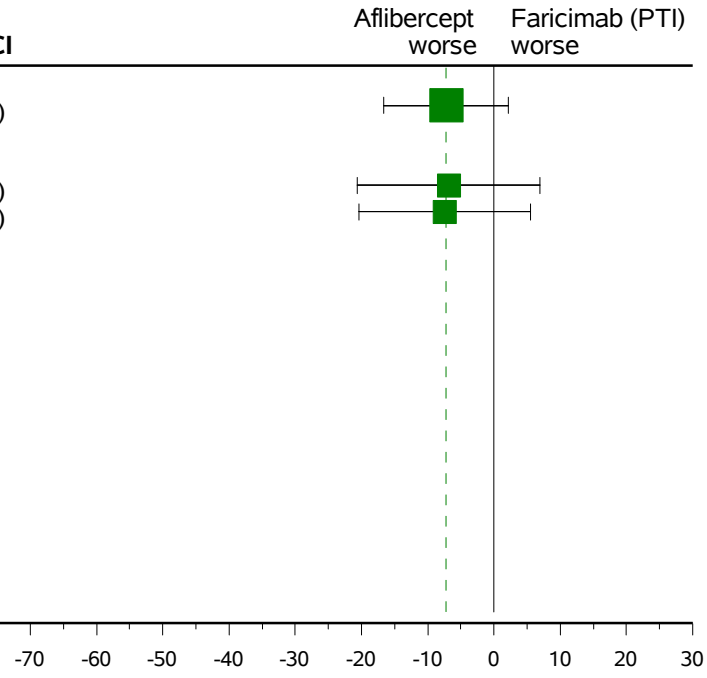

Units: microns. Early Termination (ET) visit was mapped to closest regular visit.
Treatment policy strategy was applied to non-COVID-19 related and hypothetical strategy was applied to COVID-19 related intercurrent events.
COVID-19 related intercurrent events are: Disc. of Treatment due to COVID-19, Prohibited Treatment/Therapy due to COVID-19, Missed Dose at Week 88,92 or 96 due to COVID-19 and COVID-19 Death.
Clinical cut-off: YOSEMITE 01NOV2021 and RHINE 28OCT2021
Program: root/clinical_studies/RO6867461/CDT70122/share/ACE_pool_DME_Base/prod/program/g_forest_md.sas
Output: root/clinical_studies/RO6867461/CDT70122/share/ACE_pool_DME_CSR_Final/prod/output_bc/g_forest_md_SCST_PREST_ITBC_OCTNOV2021_DME.pdf 05OCT2022 15:45

POPULATION: Intent-to-Treat Population (results shown for B vs. C)
ENDPOINT: Center Subfield Thickness (Study Eye) averaged over Weeks 48, 52 and 56
MODEL: Adjusted Analysis for Study, Baseline BCVA ETDRS letter score, Prior IVT anti-VEGF therapy, Geographic region
STUDY: GR40349 & GR40398
Change from Baseline (Analysis of MMRM)

		Faricimab (PTI) (N=632)					Aflibercept (N=627)					Difference between Treatments (Faricimab (PTI) - Aflibercept)									Effects		
		N			Statistics		N			Statistics		Statistics											
Name	Level	Total	with baseline value	included in analysis[1]	LSMeans[2]	SE (LSMeans)	Total	with baseline value	included in analysis[1]	LSMeans[2]	SE (LSMeans)	LSMeans[3]	SE (LSMeans)	95% CI (LL)	95% CI (UL)	Hedges g	95% CI Hedges g (LL)	95% CI Hedges g (UL)	Population	Method	p-value (treatment)	p-value (visit)	p-value (subgroup* treatment)
All	n/a	632	628	566	-192,44	2,92	627	620	548	-170,30	2,95	-22,14	4,15	-30,29	-13,99	-0,32	-0,44	-0,20	Intent-to-Treat Population	adjusted	<.0001	<.0001	
Study	Rhine	319	316	291	-187,72	4,12	315	312	276	-170,15	4,19	-17,57	5,88	-29,10	-6,04	-0,25	-0,42	-0,09	Intent-to-Treat Population	adjusted	0,0023	<.0001	0,1814
	Yosemite	313	312	275	-196,58	4,13	312	308	272	-170,45	4,15	-26,13	5,85	-37,62	-14,65	-0,38	-0,55	-0,21	Intent-to-Treat Population	adjusted	<.0001	<.0001	

[1] Patients with a value at baseline and at least one post-baseline value at Week 48, Week 52 or Week 56.
[2] LSMeans of change from baseline from MMRM (including all available records from all selected visits). Selected visits: Week 4, 8, 12, 16, 20, 24, 28, 32, 36, 40, 44, 48, 52, 56, 60, 64, 68, 72, 76, 80, 84, 88, 92, 96 and 100. Early Termination (ET) visit was mapped to closest regular visit.
[3] Contrasts from MMRM
[4] Factors/Covariates: treatment, visit, treatment-by-visit interaction, baseline value. In addition, for the total population, adjusted for randomization stratification factors.
Data as observed (no imputation of missing values). Covariance matrix: unstructured. Treatment policy strategy was applied to non-COVID-19 related and hypothetical strategy was applied to COVID-19 related intercurrent events.
COVID-19 related intercurrent events are: Disc. of Treatment due to COVID-19, Prohibited Treatment/Therapy due to COVID-19, Missed Dose at Week 44,48 or 52 due to COVID-19 and COVID-19 Death. Clinical cut-off: YOSEMITE 01NOV2021 and RHINE 28OCT2021

Program: root/clinical_studies/RO6867461/CDT70122/share/ACE_pool_DME_Base/prod/program/t_eff_mmrm.sas
Output: root/clinical_studies/RO6867461/CDT70122/share/ACE_pool_DME_CSR_Final/prod/output_bc/t_eff_mmrm_adj_SCST_YR1_PREST_ITBC2_OCTNOV2021_DME.xls
27JUL2022 19:52

POPULATION: Intent-to-Treat Population (results shown for B vs. C)
ENDPOINT: Center Subfield Thickness (Study Eye) averaged over Weeks 48, 52 and 56
MODEL: Adjusted Analysis for Study, Baseline BCVA ETDRS letter score, Prior IVT anti-VEGF therapy, Geographic region
STUDY: GR40349 & GR40398
Forest Plot of Hedges g for Change from Baseline (MMRM)

Study	Total n [1]	Aflibercept (N=627) n [1]	Aflibercept (N=627) LSMeans [2]	Faricimab (PTI) (N=632) n [1]	Faricimab (PTI) (N=632) LSMeans [2]	Hedges g	95% CI Hedges g
All Patients	1114	548	-170.30	566	-192.44	-0.32	(-0.44, -0.20)
Study							
GR40389	567	276	-170.15	291	-187.72	-0.25	(-0.42, -0.09)
GR40349	547	272	-170.45	275	-196.58	-0.38	(-0.55, -0.21)

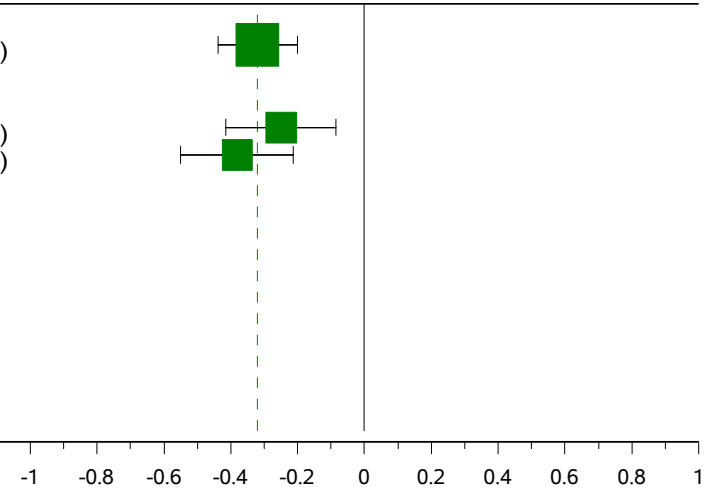

[1] Patients with a value at baseline and at least one post-baseline value at Week 48, Week 52 or Week 56.
[2] LSMeans of change from baseline from MMRM (including all available records from all selected visits).
Selected visits: Week 4, 8, 12, 16, 20, 24, 28, 32, 36, 40, 44, 48, 52, 56, 60, 64, 68, 72, 76, 80, 84, 88, 92, 96 and 100. Early Termination (ET) visit was mapped to closest regular visit.
Factors/Covariates: treatment, visit, treatment-by-visit interaction, baseline value. In addition adjusted for randomization stratification factors. The stratification factor is excluded if it is the subgroup.
Data as observed (no imputation of missing values). Covariance matrix: unstructured.
Treatment policy strategy was applied to non-COVID-19 related and hypothetical strategy was applied to COVID-19 related intercurrent events(IEs).
COVID-19 rel. IEs are: Disc. of Treatment due to COVID-19, Prohibited Treatment/Therapy due to COVID-19, Missed Dose at Week 44,48 or 52 due to COVID-19 and COVID-19 Death.
Clinical cut-off: YOSEMITE 01NOV2021 and RHINE 28OCT2021
Program: root/clinical_studies/RO6867461/CDT70122/share/ACE_pool_DME_Base/prod/program/g_forest_hg.sas
Output: root/clinical_studies/RO6867461/CDT70122/share/ACE_pool_DME_CSR_Final/prod/output_bc/g_forest_hg_adj_SCST_YR1_PREST_ITBC2_OCTNOV2021_DME.pdf 12OCT2022 10:21

POPULATION: Intent-to-Treat Population (results shown for B vs. C)
ENDPOINT: Center Subfield Thickness (Study Eye) averaged over Weeks 48, 52 and 56
MODEL: Adjusted Analysis for Study, Baseline BCVA ETDRS letter score, Prior IVT anti-VEGF therapy, Geographic region
STUDY: GR40349 & GR40398
Change from Baseline (Analysis of MMRM)

		Faricimab (PTI) (N=632)					Aflibercept (N=627)					Difference between Treatments (Faricimab (PTI) - Aflibercept)									Effects		
		N			Statistics		N			Statistics		Statistics											
Name	Level	Total	with baseline value	included in analysis[1]	LSMeans[2]	SE (LSMeans)	Total	with baseline value	included in analysis[1]	LSMeans[2]	SE (LSMeans)	LSMeans[3]	SE (LSMeans)	95% CI (LL)	95% CI (UL)	Hedges g	95% CI Hedges g (LL)	95% CI Hedges g (UL)	Population	Method	p-value (treatment)	p-value (visit)	p-value (subgroup* treatment)
All	n/a	632	628	566	-192,44	2,92	627	620	548	-170,30	2,95	-22,14	4,15	-30,29	-13,99	-0,32	-0,44	-0,20	Intent-to-Treat Population	adjusted	<.0001	<.0001	
Sex	Male	396	393	353	-188,88	3,53	364	361	316	-163,99	3,71	-24,90	5,13	-34,96	-14,83	-0,38	-0,53	-0,22	Intent-to-Treat Population	adjusted	<.0001	<.0001	0,7833
	Female	236	235	213	-198,71	5,04	263	259	232	-178,89	4,81	-19,82	6,98	-33,52	-6,12	-0,27	-0,46	-0,08	Intent-to-Treat Population	adjusted	<.0001	<.0001	
Age	< 65 years	352	352	318	-199,07	4,11	363	362	328	-174,24	4,04	-24,83	5,76	-36,13	-13,52	-0,34	-0,49	-0,18	Intent-to-Treat Population	adjusted	<.0001	<.0001	0,5061
	>= 65 years	280	276	248	-182,47	4,06	264	258	220	-166,04	4,29	-16,44	5,91	-28,05	-4,83	-0,26	-0,44	-0,08	Intent-to-Treat Population	adjusted	<.0001	<.0001	
Age	< 75 years	577	574	522	-193,85	3,05	572	565	506	-171,37	3,08	-22,48	4,33	-30,98	-13,98	-0,32	-0,45	-0,20	Intent-to-Treat Population	adjusted	<.0001	<.0001	0,3660
	>= 75 years	55	54	44	-174,53	10,04	55	55	42	-158,18	10,22	-16,35	14,31	-44,63	11,93	-0,24	-0,66	0,18	Intent-to-Treat Population	adjusted	0,1304	<.0001	
Baseline BCVA ETDRS letter score	< 64 letters	281	279	249	-237,90	5,09	285	282	255	-207,20	5,04	-30,70	7,17	-44,77	-16,63	-0,38	-0,56	-0,21	Intent-to-Treat Population	adjusted	<.0001	<.0001	0,0906
	>= 64 letters	349	347	316	-154,62	3,32	342	338	293	-140,01	3,40	-14,61	4,75	-23,93	-5,28	-0,25	-0,41	-0,09	Intent-to-Treat Population	adjusted	<.0001	<.0001	
	Missing	2	2	1	NE	NE	0	0	0	NE	NE	NE	NE	NE	NE	NE	NE	NE	Intent-to-Treat Population	adjusted	NE	NE	
Geographic region	Europe	219	219	192	-197,13	4,77	219	219	193	-164,65	4,80	-32,49	6,77	-45,78	-19,19	-0,49	-0,69	-0,29	Intent-to-Treat Population	adjusted	<.0001	<.0001	0,6027
	America	344	340	307	-191,79	4,04	340	333	290	-174,47	4,11	-17,32	5,76	-28,63	-6,01	-0,25	-0,41	-0,08	Intent-to-Treat Population	adjusted	0,0002	<.0001	
	Asia Pacific (inc. Australia)	69	69	67	-184,10	8,77	68	68	63	-167,45	8,80	-16,65	12,45	-41,20	7,91	-0,23	-0,57	0,11	Intent-to-Treat Population	adjusted	0,0551	<.0001	
Race/ethnicity	White	489	485	442	-191,40	3,18	506	500	444	-169,51	3,16	-21,90	4,48	-30,69	-13,10	-0,33	-0,46	-0,20	Intent-to-Treat Population	adjusted	<.0001	<.0001	0,7758
	Asian	62	62	59	-195,85	9,54	59	59	54	-176,92	9,84	-18,93	13,71	-46,00	8,15	-0,26	-0,63	0,11	Intent-to-Treat Population	adjusted	0,1632	<.0001	
	Other	55	55	48	-178,56	12,60	47	46	38	-163,95	13,87	-14,61	18,81	-51,80	22,58	-0,17	-0,59	0,26	Intent-to-Treat Population	adjusted	0,0580	<.0001	
	Unknown	26	26	17	NE	NE	15	15	12	NE	NE	NE	NE	NE	NE	NE	NE	NE	Intent-to-Treat Population	adjusted	NE	NE	
Baseline HbA1c	<=8%	404	402	357	-187,53	3,69	399	396	354	-170,91	3,71	-16,62	5,23	-26,89	-6,35	-0,24	-0,39	-0,09	Intent-to-Treat Population	adjusted	<.0001	<.0001	0,3591
	>8%	221	220	203	-201,14	4,87	222	219	190	-166,22	4,96	-34,92	6,95	-48,56	-21,27	-0,51	-0,71	-0,31	Intent-to-Treat Population	adjusted	<.0001	<.0001	
	Missing	7	6	6	NE	NE	6	5	4	NE	NE	NE	NE	NE	NE	NE	NE	NE	Intent-to-Treat Population	adjusted	NE	NE	
Prior IVT anti-VEGF therapy	Yes	133	133	124	-188,51	6,84	137	134	127	-156,15	6,79	-32,37	9,64	-51,32	-13,42	-0,42	-0,67	-0,17	Intent-to-Treat Population	adjusted	<.0001	<.0001	0,1026
	No	499	495	442	-193,65	3,18	490	486	421	-174,19	3,23	-19,46	4,54	-28,35	-10,56	-0,29	-0,43	-0,16	Intent-to-Treat Population	adjusted	<.0001	<.0001	
Baseline DR severity	<47	365	361	326	-169,64	3,81	362	357	307	-150,82	3,89	-18,82	5,45	-29,51	-8,12	-0,27	-0,43	-0,12	Intent-to-Treat Population	adjusted	<.0001	<.0001	0,9216
	47 - 53	198	198	178	-229,42	5,16	208	206	188	-203,04	5,04	-26,38	7,21	-40,55	-12,21	-0,38	-0,59	-0,18	Intent-to-Treat Population	adjusted	0,0008	<.0001	
	>53	58	58	52	-211,12	9,09	38	38	36	-190,43	11,13	-20,69	14,45	-49,28	7,91	-0,31	-0,73	0,12	Intent-to-Treat Population	adjusted	0,3484	<.0001	
	Missing	11	11	10	-170,55	41,05	19	19	17	-111,43	30,68	-59,13	51,26	-164,98	46,73	-0,45	-1,21	0,32	Intent-to-Treat Population	adjusted	0,5463	<.0001	
Baseline DR severity	<=53	563	559	504	-191,49	3,09	570	563	495	-170,03	3,10	-21,47	4,37	-30,04	-12,89	-0,31	-0,44	-0,19	Intent-to-Treat Population	adjusted	<.0001	<.0001	0,7420
	>53	58	58	52	-211,12	9,09	38	38	36	-190,43	11,13	-20,69	14,45	-49,28	7,91	-0,31	-0,73	0,12	Intent-to-Treat Population	adjusted	0,3484	<.0001	
	Missing	11	11	10	-170,55	41,05	19	19	17	-111,43	30,68	-59,13	51,26	-164,98	46,73	-0,45	-1,21	0,32	Intent-to-Treat Population	adjusted	0,5463	<.0001	
Medical history: renal disease	Yes	63	62	53	-192,23	10,17	45	45	38	-167,20	11,92	-25,03	15,73	-56,11	6,04	-0,34	-0,75	0,08	Intent-to-Treat Population	adjusted	0,2288	<.0001	0,9370
	No	569	566	513	-192,14	3,04	582	575	510	-170,69	3,04	-21,45	4,30	-29,89	-13,02	-0,31	-0,43	-0,19	Intent-to-Treat Population	adjusted	<.0001	<.0001	
Medical history: cardiac disease	Yes	511	508	459	-189,48	3,26	499	492	432	-166,87	3,34	-22,62	4,67	-31,78	-13,46	-0,32	-0,46	-0,19	Intent-to-Treat Population	adjusted	<.0001	<.0001	0,4033
	No	121	120	107	-204,19	6,64	128	128	116	-185,22	6,40	-18,97	9,24	-37,16	-0,79	-0,27	-0,54	-0,01	Intent-to-Treat Population	adjusted	0,1065	<.0001	
Medical history: vascular disease	Yes	92	92	79	-182,86	7,94	98	96	85	-164,70	7,78	-18,16	11,16	-40,13	3,82	-0,25	-0,56	0,05	Intent-to-Treat Population	adjusted	0,0095	<.0001	0,9804
	No	540	536	487	-194,11	3,15	529	524	463	-171,23	3,21	-22,88	4,50	-31,71	-14,05	-0,33	-0,46	-0,20	Intent-to-Treat Population	adjusted	<.0001	<.0001	
Study	Rhine	319	316	291	-187,72	4,12	315	312	276	-170,15	4,19	-17,57	5,88	-29,10	-6,04	-0,25	-0,42	-0,09	Intent-to-Treat Population	adjusted	0,0023	<.0001	0,1683
	Yosemite	313	312	275	-196,58	4,13	312	308	272	-170,45	4,15	-26,13	5,85	-37,62	-14,65	-0,38	-0,55	-0,21	Intent-to-Treat Population	adjusted	<.0001	<.0001	

[1] Patients with a value at baseline and at least one post-baseline value at Week 48, Week 52 or Week 56.
[2] LSMeans of change from baseline from MMRM (including all available records from all selected visits). Selected visits: Week 4, 8, 12, 16, 20, 24, 28, 32, 36, 40, 44, 48, 52, 56, 60, 64, 68, 72, 76, 80, 84, 88, 92, 96 and 100. Early Termination (ET) visit was mapped to closest regular visit.
[3] Contrasts from MMRM
[4] Factors/Covariates: treatment, visit, treatment-by-visit interaction, baseline value. In addition adjusted for randomization stratification factors. The stratification factor is excluded if it is the subgroup.
Data as observed (no imputation of missing values). Covariance matrix: unstructured. Treatment policy strategy was applied to non-COVID-19 related and hypothetical strategy was applied to COVID-19 related intercurrent events.
COVID-19 related intercurrent events are: Disc. of Treatment due to COVID-19, Prohibited Treatment/Therapy due to COVID-19, Missed Dose at Week 44,48 or 52 due to COVID-19 and COVID-19 Death. Clinical cut-off: YOSEMITE 01NOV2021 and RHINE 28OCT2021

Program: root/clinical_studies/RO6867461/CDT70122/share/ACE_pool_DME_Base/prod/program/t_eff_mmrm.sas
Output: root/clinical_studies/RO6867461/CDT70122/share/ACE_pool_DME_CSR_Final/prod/output_bc/t_eff_mmrm_sg_adj_SCST_YR1_PREST_ITBC2_OCTNOV2021_DME.xls
27JUL2022 18:45

POPULATION: Intent-to-Treat Population (results shown for B vs. C)
ENDPOINT: Center Subfield Thickness (Study Eye) averaged over Weeks 92, 96 and 100
MODEL: Adjusted Analysis for Study, Baseline BCVA ETDRS letter score, Prior IVT anti-VEGF therapy, Geographic region
STUDY: GR40349 & GR40398
Change from Baseline (Analysis of MMRM)

		Faricimab (PTI) (N=632)					Aflibercept (N=627)					Difference between Treatments (Faricimab (PTI) - Aflibercept)									Effects		
		N			Statistics		N			Statistics		Statistics											
Name	Level	Total	with baseline value	included in analysis[1]	LSMeans[2]	SE (LSMeans)	Total	with baseline value	included in analysis[1]	LSMeans[2]	SE (LSMeans)	LSMeans[3]	SE (LSMeans)	95% CI (LL)	95% CI (UL)	Hedges g	95% CI Hedges g (LL)	95% CI Hedges g (UL)	Population	Method	p-value (treatment)	p-value (visit)	p-value (subgroup*treatment)
All	n/a	632	628	548	-200,98	2,91	627	620	508	-190,85	2,97	-10,12	4,16	-18,28	-1,97	-0,15	-0,27	-0,03	Intent-to-Treat Population	adjusted	<.0001	<.0001	
Study	Rhine	319	316	279	-197,09	4,18	315	312	252	-185,60	4,30	-11,49	6,00	-23,27	0,29	-0,17	-0,34	0,00	Intent-to-Treat Population	adjusted	0,0011	<.0001	0,3547
	Yosemite	313	312	269	-204,49	4,04	312	308	256	-196,27	4,09	-8,22	5,75	-19,51	3,07	-0,12	-0,30	0,05	Intent-to-Treat Population	adjusted	<.0001	<.0001	

[1] Patients with a value at baseline and a post-baseline value at the respective visit.
[2] LSMeans of change from baseline from MMRM (including all available records from all selected visits). Selected visits: Week 4, 8, 12, 16, 20, 24, 28, 32, 36, 40, 44, 48, 52, 56, 60, 64, 68, 72, 76, 80, 84, 88, 92, 96 and 100. Early Termination (ET) visit was mapped to closest regular visit.
[3] Contrasts from MMRM
[4] Factors/Covariates: treatment, visit, treatment-by-visit interaction, baseline value. In addition, for the total population, adjusted for randomization stratification factors.
Data as observed (no imputation of missing values). Covariance matrix: unstructured. Treatment policy strategy was applied to non-COVID-19 related and hypothetical strategy was applied to COVID-19 related intercurrent events.
COVID-19 related intercurrent events are: Disc. of Treatment due to COVID-19, Prohibited Treatment/Therapy due to COVID-19, Missed Dose at Week 88,92 or 96 due to COVID-19 and COVID-19 Death. Clinical cut-off: YOSEMITE 01NOV2021 and RHINE 28OCT2021

Program: root/clinical_studies/RO6867461/CDT70122/share/ACE_pool_DME_Base/prod/program/t_eff_mmrm.sas
Output: root/clinical_studies/RO6867461/CDT70122/share/ACE_pool_DME_CSR_Final/prod/output_bc/t_eff_mmrm_adj_SCST_YR2_PREST_ITBC2_OCTNOV2021_DME.xls
27JUL2022 10:47

POPULATION: Intent-to-Treat Population (results shown for B vs. C)
ENDPOINT: Center Subfield Thickness (Study Eye) averaged over Weeks 92, 96 and 100
MODEL: Adjusted Analysis for Study, Baseline BCVA ETDRS letter score, Prior IVT anti-VEGF therapy, Geographic region
STUDY: GR40349 & GR40398
Forest Plot of Hedges g for Change from Baseline (MMRM)

Study	Total n [1]	Aflibercept (N=627) n [1]	Aflibercept (N=627) LSMeans [2]	Faricimab (PTI) (N=632) n [1]	Faricimab (PTI) (N=632) LSMeans [2]	Hedges g	95% CI Hedges g
All Patients	1056	508	-190.85	548	-200.98	-0.15	(-0.27, -0.03)
Study							
GR40389	531	252	-185.60	279	-197.09	-0.17	(-0.34, 0.00)
GR40349	525	256	-196.27	269	-204.49	-0.12	(-0.30, 0.05)

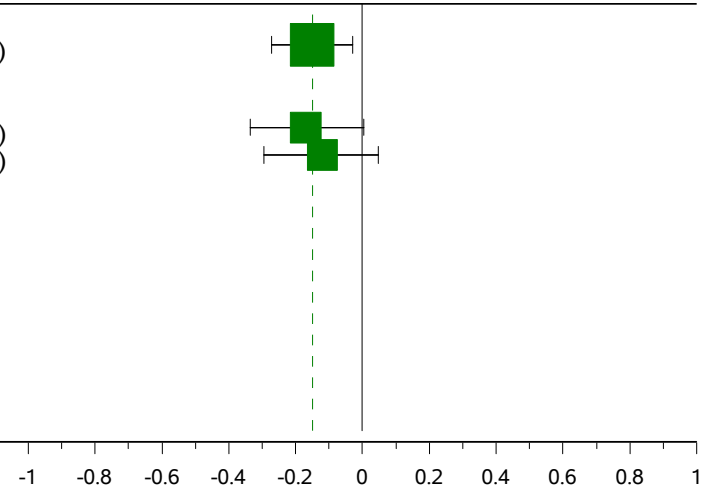

[1] Patients with a value at baseline and a post-baseline value at the respective visit.
[2] LSMeans of change from baseline from MMRM (including all available records from all selected visits).
Selected visits: Week 4, 8, 12, 16, 20, 24, 28, 32, 36, 40, 44, 48, 52, 56, 60, 64, 68, 72, 76, 80, 84, 88, 92, 96 and 100. Early Termination (ET) visit was mapped to closest regular visit.
Factors/Covariates: treatment, visit, treatment-by-visit interaction, baseline value. In addition adjusted for randomization stratification factors. The stratification factor is excluded if it is the subgroup.
Data as observed (no imputation of missing values). Covariance matrix: unstructured.
Treatment policy strategy was applied to non-COVID-19 related and hypothetical strategy was applied to COVID-19 related intercurrent events(IEs).
COVID-19 rel. IEs are: Disc. of Treatment due to COVID-19, Prohibited Treatment/Therapy due to COVID-19, Missed Dose at Week 88,92 or 96 due to COVID-19 and COVID-19 Death.
Clinical cut-off: YOSEMITE 01NOV2021 and RHINE 28OCT2021
Program: root/clinical_studies/RO6867461/CDT70122/share/ACE_pool_DME_Base/prod/program/g_forest_hg.sas
Output: root/clinical_studies/RO6867461/CDT70122/share/ACE_pool_DME_CSR_Final/prod/output_bc/g_forest_hg_adj_SCST_YR2_PREST_ITBC2_OCTNOV2021_DME.pdf 12OCT2022 10:23

POPULATION: Intent-to-Treat Population (results shown for B vs. C)
ENDPOINT: Center Subfield Thickness (Study Eye) averaged over Weeks 92, 96 and 100
MODEL: Adjusted Analysis for Study, Baseline BCVA ETDRS letter score, Prior IVT anti-VEGF therapy, Geographic region
STUDY: GR40349 & GR40398
Change from Baseline (Analysis of MMRM)

		Faricimab (PTI) (N=632)					Aflibercept (N=627)					Difference between Treatments (Faricimab (PTI) - Aflibercept)									Effects		
		N			Statistics		N			Statistics		Statistics											
Name	Level	Total	with baseline value	included in analysis[1]	LSMeans[2]	SE (LSMeans)	Total	with baseline value	included in analysis[1]	LSMeans[2]	SE (LSMeans)	LSMeans[3]	SE (LSMeans)	95% CI (LL)	95% CI (UL)	Hedges g	95% CI Hedges g (LL)	95% CI Hedges g (UL)	Population	Method	p-value (treatment)	p-value (visit)	p-value (subgroup* treatment)
All	n/a	632	628	548	-200,98	2,91	627	620	508	-190,85	2,97	-10,12	4,16	-18,28	-1,97	-0,15	-0,27	-0,03	Intent-to-Treat Population	adjusted	<.0001	<.0001	
Sex	Male	396	393	343	-193,83	3,58	364	361	291	-185,77	3,81	-8,05	5,23	-18,32	2,21	-0,12	-0,28	0,03	Intent-to-Treat Population	adjusted	<.0001	<.0001	0,7307
	Female	236	235	205	-212,74	4,87	263	259	217	-198,01	4,67	-14,73	6,75	-27,99	-1,47	-0,21	-0,40	-0,02	Intent-to-Treat Population	adjusted	<.0001	<.0001	
Age	< 65 years	352	352	311	-209,71	4,07	363	362	308	-196,58	4,02	-13,13	5,72	-24,35	-1,90	-0,18	-0,34	-0,03	Intent-to-Treat Population	adjusted	<.0001	<.0001	0,9002
	>= 65 years	280	276	237	-188,73	4,10	264	258	200	-183,10	4,38	-5,63	6,00	-17,42	6,15	-0,09	-0,28	0,10	Intent-to-Treat Population	adjusted	<.0001	<.0001	
Age	< 75 years	577	574	504	-202,54	3,02	572	565	472	-191,87	3,07	-10,57	4,31	-19,02	-2,12	-0,16	-0,28	-0,03	Intent-to-Treat Population	adjusted	<.0001	<.0001	0,5015
	>= 75 years	55	54	44	NE	NE	55	55	36	NE	NE	NE	NE	NE	NE	NE	NE	NE	Intent-to-Treat Population	adjusted	NE	NE	
Baseline BCVA ETDRS letter score	< 64 letters	281	279	232	-249,32	5,17	285	282	237	-230,67	5,11	-18,66	7,27	-32,92	-4,39	-0,24	-0,42	-0,06	Intent-to-Treat Population	adjusted	<.0001	<.0001	0,2156
	>= 64 letters	349	347	315	-161,67	3,27	342	338	271	-158,45	3,42	-3,22	4,73	-12,50	6,06	-0,06	-0,22	0,11	Intent-to-Treat Population	adjusted	<.0001	<.0001	
	Missing	2	2	1	NE	NE	0	0	0	NE	NE	NE	NE	NE	NE	NE	NE	NE	Intent-to-Treat Population	adjusted	NE	NE	
Geographic region	Europe	219	219	188	-204,73	4,81	219	219	182	-193,19	4,88	-11,54	6,85	-24,99	1,92	-0,17	-0,38	0,03	Intent-to-Treat Population	adjusted	<.0001	<.0001	0,7578
	America	344	340	296	-198,97	4,10	340	333	268	-188,78	4,20	-10,19	5,87	-21,72	1,33	-0,15	-0,31	0,02	Intent-to-Treat Population	adjusted	0,0003	<.0001	
	Asia Pacific (inc. Australia)	69	69	64	-200,83	7,49	68	68	58	-192,48	7,60	-8,34	10,69	-29,44	12,76	-0,14	-0,49	0,21	Intent-to-Treat Population	adjusted	0,0574	<.0001	
Race/ethnicity	White	489	485	431	-200,28	3,29	506	500	412	-190,14	3,31	-10,14	4,66	-19,29	-0,99	-0,15	-0,28	-0,01	Intent-to-Treat Population	adjusted	<.0001	<.0001	0,5524
	Asian	62	62	56	-211,09	7,89	59	59	48	-203,46	8,21	-7,63	11,39	-30,14	14,88	-0,13	-0,51	0,25	Intent-to-Treat Population	adjusted	0,0818	<.0001	
	Other	55	55	44	NE	NE	47	46	35	NE	NE	NE	NE	NE	NE	NE	NE	NE	Intent-to-Treat Population	adjusted	NE	NE	
	Unknown	26	26	17	NE	NE	15	15	13	NE	NE	NE	NE	NE	NE	NE	NE	NE	Intent-to-Treat Population	adjusted	NE	NE	
Baseline HbA1c	<=8%	404	402	348	-199,25	3,51	399	396	321	-190,35	3,57	-8,89	5,01	-18,72	0,94	-0,14	-0,29	0,01	Intent-to-Treat Population	adjusted	<.0001	<.0001	0,9446
	>8%	221	220	194	-203,19	5,23	222	219	182	-190,18	5,36	-13,01	7,49	-27,71	1,70	-0,18	-0,38	0,02	Intent-to-Treat Population	adjusted	<.0001	<.0001	
	Missing	7	6	6	NE	NE	6	5	5	NE	NE	NE	NE	NE	NE	NE	NE	NE	Intent-to-Treat Population	adjusted	NE	NE	
Prior IVT anti-VEGF therapy	Yes	133	133	119	-201,36	6,70	137	134	116	-184,78	6,73	-16,58	9,50	-35,27	2,10	-0,23	-0,48	0,03	Intent-to-Treat Population	adjusted	<.0001	<.0001	0,1841
	No	499	495	429	-200,49	3,20	490	486	392	-192,72	3,28	-7,77	4,58	-16,76	1,22	-0,12	-0,26	0,02	Intent-to-Treat Population	adjusted	<.0001	<.0001	
Baseline DR severity	<47	365	361	318	-175,64	3,96	362	357	288	-170,87	4,08	-4,77	5,69	-15,94	6,39	-0,07	-0,23	0,09	Intent-to-Treat Population	adjusted	<.0001	<.0001	0,9289
	47 - 53	198	198	174	-240,52	5,18	208	206	175	-221,97	5,09	-18,56	7,27	-32,83	-4,28	-0,27	-0,48	-0,06	Intent-to-Treat Population	adjusted	0,0002	<.0001	
	>53	58	58	47	-229,26	8,03	38	38	28	-215,88	10,06	-13,38	12,93	-39,03	12,28	-0,24	-0,71	0,22	Intent-to-Treat Population	adjusted	0,2593	<.0001	
	Missing	11	11	9	NE	NE	19	19	17	NE	NE	NE	NE	NE	NE	NE	NE	NE	Intent-to-Treat Population	adjusted	NE	NE	
Baseline DR severity	<=53	563	559	492	-199,29	3,14	570	563	463	-189,77	3,18	-9,52	4,47	-18,28	-0,76	-0,14	-0,26	-0,01	Intent-to-Treat Population	adjusted	<.0001	<.0001	0,6925
	>53	58	58	47	-229,26	8,03	38	38	28	-215,88	10,06	-13,38	12,93	-39,03	12,28	-0,24	-0,71	0,22	Intent-to-Treat Population	adjusted	0,2593	<.0001	
	Missing	11	11	9	NE	NE	19	19	17	NE	NE	NE	NE	NE	NE	NE	NE	NE	Intent-to-Treat Population	adjusted	NE	NE	
Medical history: renal disease	Yes	63	62	51	NE	NE	45	45	29	NE	NE	NE	NE	NE	NE	NE	NE	NE	Intent-to-Treat Population	adjusted	NE	NE	0,9750
	No	569	566	497	-200,66	3,01	582	575	479	-191,42	3,03	-9,24	4,27	-17,62	-0,86	-0,14	-0,26	-0,01	Intent-to-Treat Population	adjusted	<.0001	<.0001	
Medical history: cardiac disease	Yes	511	508	439	-199,70	3,20	499	492	400	-185,56	3,29	-14,14	4,59	-23,14	-5,14	-0,21	-0,35	-0,08	Intent-to-Treat Population	adjusted	<.0001	<.0001	0,1160
	No	121	120	109	-207,00	6,93	128	128	108	-213,34	6,79	6,34	9,72	-12,78	25,46	0,09	-0,18	0,35	Intent-to-Treat Population	adjusted	0,2122	<.0001	
Medical history: vascular disease	Yes	92	92	75	-195,27	7,55	98	96	80	-184,18	7,42	-11,09	10,61	-32,01	9,83	-0,17	-0,48	0,15	Intent-to-Treat Population	adjusted	0,0283	<.0001	0,9367
	No	540	536	473	-201,90	3,15	529	524	428	-192,09	3,24	-9,81	4,52	-18,68	-0,94	-0,14	-0,28	-0,01	Intent-to-Treat Population	adjusted	<.0001	<.0001	
Study	Rhine	319	316	279	-197,09	4,18	315	312	252	-185,60	4,30	-11,49	6,00	-23,27	0,29	-0,17	-0,34	0,00	Intent-to-Treat Population	adjusted	0,0011	<.0001	0,3360
	Yosemite	313	312	269	-204,49	4,04	312	308	256	-196,27	4,09	-8,22	5,75	-19,51	3,07	-0,12	-0,30	0,05	Intent-to-Treat Population	adjusted	<.0001	<.0001	

[1] Patients with a value at baseline and a post-baseline value at the respective visit.
[2] LSMeans of change from baseline from MMRM (including all available records from all selected visits). Selected visits: Week 4, 8, 12, 16, 20, 24, 28, 32, 36, 40, 44, 48, 52, 56, 60, 64, 68, 72, 76, 80, 84, 88, 92, 96 and 100. Early Termination (ET) visit was mapped to closest regular visit.
[3] Contrasts from MMRM
[4] Factors/Covariates: treatment, visit, treatment-by-visit interaction, baseline value. In addition adjusted for randomization stratification factors. The stratification factor is excluded if it is the subgroup.
Data as observed (no imputation of missing values). Covariance matrix: unstructured. Treatment policy strategy was applied to non-COVID-19 related and hypothetical strategy was applied to COVID-19 related intercurrent events.
COVID-19 related intercurrent events are: Disc. of Treatment due to COVID-19, Prohibited Treatment/Therapy due to COVID-19, Missed Dose at Week 88,92 or 96 due to COVID-19 and COVID-19 Death. Clinical cut-off: YOSEMITE 01NOV2021 and RHINE 28OCT2021

Program: root/clinical_studies/RO6867461/CDT70122/share/ACE_pool_DME_Base/prod/program/t_eff_mmrm.sas
Output: root/clinical_studies/RO6867461/CDT70122/share/ACE_pool_DME_CSR_Final/prod/output_bc/t_eff_mmrm_sg_adj_SCST_YR2_PREST_ITBC2_OCTNOV2021_DME.xls
27JUL2022 10:45

POPULATION: Intent-to-Treat Population B vs. C
ENDPOINT: Proportion of Patients with absence of DME (Study Eye) averaged over Weeks 48, 52 and 56
MODEL: Stratified Analysis by Study, Baseline BCVA ETDRS letter score, Prior IVT anti-VEGF therapy, Geographic region (combined)
STUDY: GR40349 & GR40398
Dichotomous Analysis (Efficacy)

		Faricimab (PTI) (N=632)				Aflibercept (N=627)				Faricimab (PTI) vs. Aflibercept																Aflibercept vs. Faricimab (PTI)			
		Patients		Patients with Event		Patients		Patients with Event		Odds Ratio					Absolute Risk Difference				Relative Risk							Relative Risk			
Name	Level	n	%	n	%	n	%	n	%	Odds Ratio		Convergence Reason	95% Lower CL	95% Upper CL	Absolute Risk		Convergence Reason	95% Lower CL	95% Upper CL	Relative Risk		Convergence Reason	95% Lower CL	95% Upper CL	p-value (Cochran Mantel-Haenszel)	Interaction Test p-value (likelihood ratio)	Relative Risk		Convergence Reason	95% Lower CL	95% Upper CL
All	n/a	570	90,2	455	79,8	554	88,4	383	69,1	1,76		Convergence criterion (GCONV=1E-8) satisfied.	1,34	2,32	0,101		Algorithm converged.	0,052	0,151	1,14		Algorithm converged.	1,07	1,22	<.0001		0,88		Algorithm converged.	0,82	0,94
Study	Rhine	294	46,5	240	81,6	279	44,5	204	73,1	1,61		Convergence criterion (GCONV=1E-8) satisfied.	1,08	2,40	0,084		Algorithm converged.	0,017	0,151	1,11		Algorithm converged.	1,02	1,21	0,0182	0,2893	0,90		Algorithm converged.	0,82	0,98
	Yosemite	276	43,7	215	77,9	275	43,9	179	65,1	1,91		Convergence criterion (GCONV=1E-8) satisfied.	1,30	2,80	0,119		Algorithm converged.	0,046	0,192	1,17		Algorithm converged.	1,06	1,30	0,0008		0,85		Algorithm converged.	0,77	0,95

Test for interaction based on RR (Log-binomial regression)
* indicates convergence problem. Result is uninterpretable.
Only patients with at least one value are used for analysis. For stratification Asia and rest of the world regions are combined due to a small number of enrolled patients. The stratification factor is excluded if it is the subgroup. OR is computed by stratified analysis, RR and ARD by adjusted analysis.
Early Termination (ET) visit was mapped to closest regular visit.
Treatment policy strategy was applied to non-COVID-19 related and hypothetical strategy was applied to COVID-19 related intercurrent events. COVID-19 related intercurrent events are: Disc. of Treatment due to COVID-19, Prohibited Treatment/Therapy due to COVID-19, Missed Dose at Week 44,48 or 52 due to COVID-19 and COVID-19 Death.
Clinical cut-off: YOSEMITE 01NOV2021 and RHINE 28OCT2021

Program: root/clinical_studies/RO6867461/CDT70122/share/ACE_pool_DME_CSR_Final/prod/program/t_eff_resp.sas
Output: root/clinical_studies/RO6867461/CDT70122/share/ACE_pool_DME_CSR_Final/prod/output_bc/t_eff_resp_str_SNODME_AVG_PREST_ITBC_OCTNOV2021_DME.xls
26MAR2022 11:15

POPULATION: Intent-to-Treat Population B vs. C
ENDPOINT: Proportion of Patients with absence of DME (Study Eye) averaged over Weeks 48, 52 and 56
MODEL: Adjusted Analysis by Study, Baseline BCVA ETDRS letter score, Prior IVT anti-VEGF therapy, Geographic region
STUDY: GR40349 & GR40398
Forest Plot of Relative Risk

Study	Total n	Aflibercept (N=627) n	Aflibercept (N=627) n Responder	Faricimab (PTI) (N=632) n	Faricimab (PTI) (N=632) n Responder	Relative Risk	95% CI
All Patients	1124	554	383	570	455	1.14	(1.07, 1.22)
Study							
Rhine	573	279	204	294	240	1.11	(1.02, 1.21)
Yosemite	551	275	179	276	215	1.17	(1.06, 1.30)

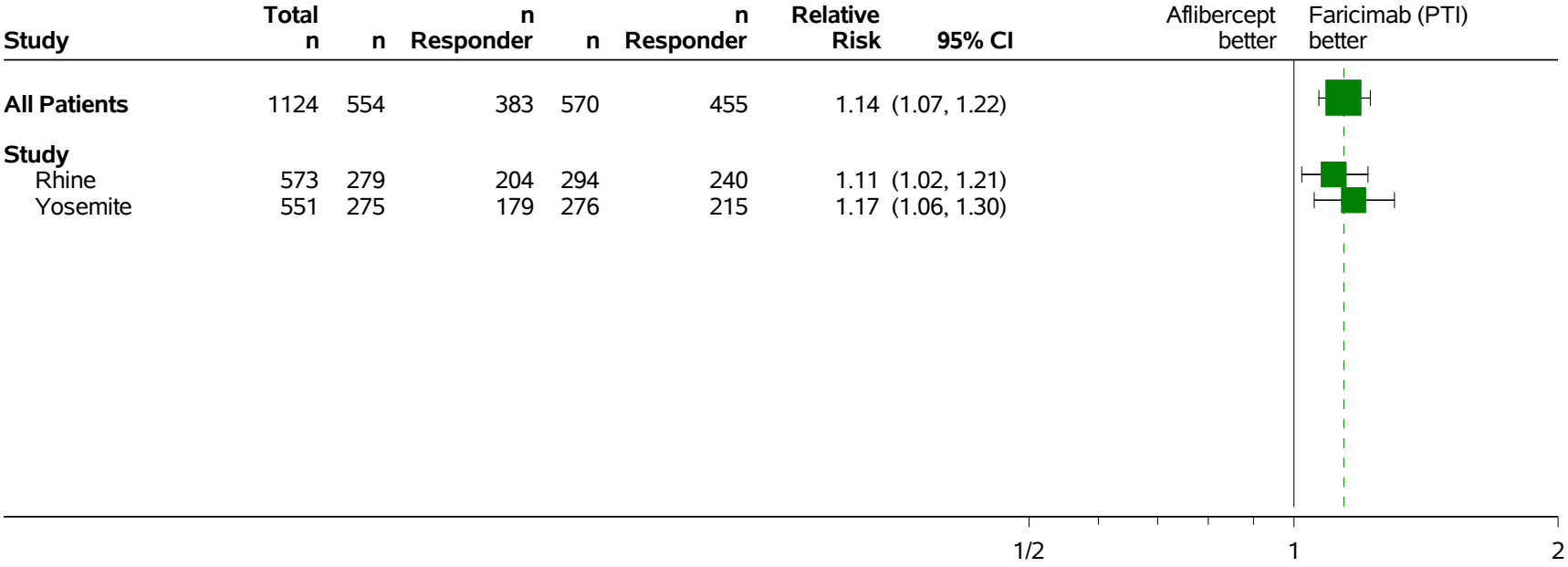

Only patients with at least one value are used for analysis. For adjustment Asia and rest of the world regions are combined due to a small number of enrolled patients.
The adjustment factor is excluded if it is the subgroup.
Early Termination (ET) visit was mapped to closest regular visit.
Treatment policy strategy was applied to non-COVID-19 related and hypothetical strategy was applied to COVID-19 related intercurrent events. COVID-19 related intercurrent events are:
Disc. of Treatment due to COVID-19, Prohibited Treatment/Therapy due to COVID-19, Missed Dose at Week 44,48 or 52 due to COVID-19 and COVID-19 Death.
Clinical cut-off: YOSEMITE 01NOV2021 and RHINE 28OCT2021
Program: root/clinical_studies/RO6867461/CDT70122/share/ACE_pool_DME_Base/prod/program/g_forest_rr.sas
Output: root/clinical_studies/RO6867461/CDT70122/share/ACE_pool_DME_CSR_Final/prod/output_bc/g_forest_rr_str_SNODME_AVG_PREST_ITBC_OCTNOV2021_DME.pdf 06OCT2022 17:47

POPULATION: Intent-to-Treat Population B vs. C
ENDPOINT: Proportion of Patients with absence of DME (Study Eye) averaged over Weeks 48, 52 and 56
MODEL: Stratified Analysis by Study, Baseline BCVA ETDRS letter score, Prior IVT anti-VEGF therapy, Geographic region
STUDY: GR40349 & GR40398
Forest Plot of Odds Ratio

Study	Total n	Aflibercept (N=627) n	Aflibercept (N=627) n Responder	Faricimab (PTI) (N=632) n	Faricimab (PTI) (N=632) n Responder	Odds Ratio	95% CI
All Patients	1124	554	383	570	455	1.76	(1.34, 2.32)
Study							
Rhine	573	279	204	294	240	1.61	(1.08, 2.40)
Yosemite	551	275	179	276	215	1.91	(1.30, 2.80)

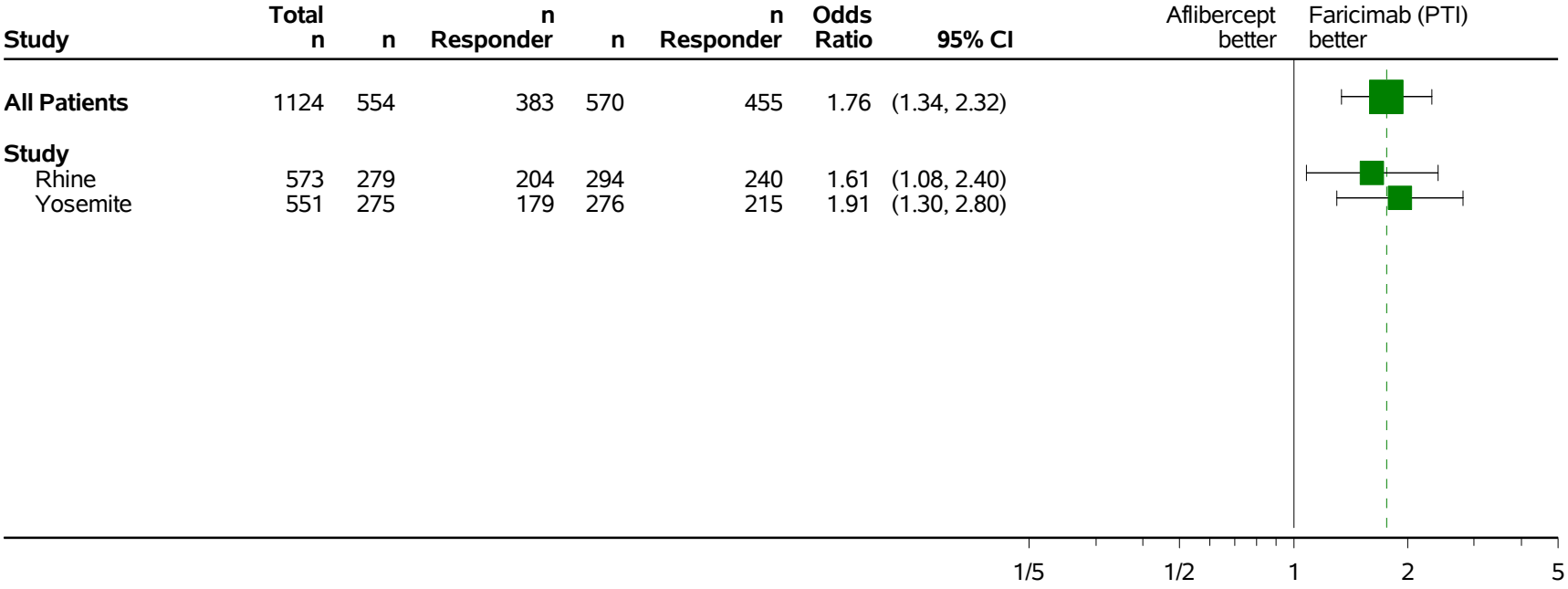

Only patients with at least one value are used for analysis. For stratification Asia and rest of the world regions are combined due to a small number of enrolled patients.
Early Termination (ET) visit was mapped to closest regular visit.
Treatment policy strategy was applied to non-COVID-19 related and hypothetical strategy was applied to COVID-19 related intercurrent events. COVID-19 related intercurrent events are:
Disc. of Treatment due to COVID-19, Prohibited Treatment/Therapy due to COVID-19, Missed Dose at Week 44,48 or 52 due to COVID-19 and COVID-19 Death.
Clinical cut-off: YOSEMITE 01NOV2021 and RHINE 28OCT2021
Program: root/clinical_studies/RO6867461/CDT70122/share/ACE_pool_DME_Base/prod/program/g_forest_or.sas
Output: root/clinical_studies/RO6867461/CDT70122/share/ACE_pool_DME_CSR_Final/prod/output_bc/g_forest_or_str_SNODME_AVG_PREST_ITBC_OCTNOV2021_DME.pdf 30SEP2022 12:23

POPULATION: Intent-to-Treat Population B vs. C
ENDPOINT: Proportion of Patients with absence of DME (Study Eye) averaged over Weeks 48, 52 and 56
MODEL: Stratified Analysis by Study, Baseline BCVA ETDRS letter score, Prior IVT anti-VEGF therapy, Geographic region (combined)
STUDY: GR40349 & GR40398
Dichotomous Analysis by Subgroups (Efficacy)

		Faricimab (PTI) (N=632)				Aflibercept (N=627)				Faricimab (PTI) vs. Aflibercept														Aflibercept vs. Faricimab (PTI)			
		Patients		Patients with Event		Patients		Patients with Event		Odds Ratio				Absolute Risk Difference				Relative Risk						Relative Risk			
Name	Level	n	%	n	%	n	%	n	%	Odds Ratio	Convergence Reason	95% Lower CL	95% Upper CL	Absolute Risk	Convergence Reason	95% Lower CL	95% Upper CL	Relative Risk	Convergence Reason	95% Lower CL	95% Upper CL	p-value (Cochran-Mantel Haenszel)	p-value (likelihood ratio)	Relative Risk	Convergence Reason	95% Lower CL	95% Upper CL
All	n/a	570	90,2	455	79,8	554	88,4	383	69,1	1,76	Convergence criterion (GCONV=1E-8) satisfied.	1,34	2,32	0,101	Algorithm converged.	0,052	0,151	1,14	Algorithm converged.	1,07	1,22	<.0001		0,88	Algorithm converged.	0,82	0,94
Sex	Male	356	56,3	281	78,9	319	50,9	207	64,9	2,07	Convergence criterion (GCONV=1E-8) satisfied.	1,46	2,93	0,140	Algorithm converged.	0,074	0,206	1,21	Algorithm converged.	1,11	1,34	<.0001	0,0359	0,82	Algorithm converged.	0,75	0,90
	Female	214	33,9	174	81,3	235	37,5	176	74,9	1,47	Convergence criterion (GCONV=1E-8) satisfied.	0,93	2,33	0,044	Algorithm converged.	-0,030	0,117	1,05	Algorithm converged.	0,96	1,15	0,0992		0,85	Algorithm converged.	0,87	1,01
Age	< 65 years	318	50,3	251	78,9	329	52,5	217	66,0	1,82	Convergence criterion (GCONV=1E-8) satisfied.	1,27	2,60	0,117	Algorithm converged.	0,050	0,184	1,17	Algorithm converged.	1,07	1,29	0,0010	0,2752	0,85	Algorithm converged.	0,78	0,94
	>= 65 years	252	39,9	204	81,0	225	35,9	166	73,8	1,51	Convergence criterion (GCONV=1E-8) satisfied.	0,97	2,35	0,068	Algorithm converged.	-0,006	0,143	1,09	Algorithm converged.	0,99	1,20	0,0658		0,92	Algorithm converged.	0,83	1,01
Age	< 75 years	525	83,1	416	79,2	512	81,7	351	68,6	1,76	Convergence criterion (GCONV=1E-8) satisfied.	1,32	2,33	0,103	Algorithm converged.	0,051	0,155	1,15	Algorithm converged.	1,07	1,23	0,0001	0,4773	0,87	Algorithm converged.	0,81	0,94
	>= 75 years	45	7,1	39	86,7	42	6,7	32	76,2	1,58	Convergence criterion (GCONV=1E-8) satisfied.	0,49	5,05	*	WARNING: The relative Hessian convergence criterion of 0.002257015 is greater than the limit of 0.0001. The convergence is questionable.			*	WARNING: The relative Hessian convergence criterion of 0.0517991131 is greater than the limit of 0.0001. The convergence is questionable.					*	WARNING: The relative Hessian convergence criterion of 0.0517991131 is greater than the limit of 0.0001. The convergence is questionable.		
Baseline BCVA ETDRS letter score	< 64 letters	251	39,7	193	76,9	257	41,0	162	63,0	1,95	Convergence criterion (GCONV=1E-8) satisfied.	1,31	2,89	0,128	Algorithm converged.	0,051	0,205	1,19	Algorithm converged.	1,06	1,33	0,0009	0,1898	0,84	Algorithm converged.	0,75	0,94
	>= 64 letters	318	50,3	261	82,1	297	47,4	221	74,4	1,57	Convergence criterion (GCONV=1E-8) satisfied.	1,07	2,31	0,078	Algorithm converged.	0,013	0,143	1,11	Algorithm converged.	1,02	1,20	0,0213		0,90	Algorithm converged.	0,83	0,98
	Missing	1	0,2	1	100,0	0	0,0	0	0,0	NE		NE	NE	NE	NE	NE	NE	NE	NE	NE	NE	NE		NE	NE	NE	NE
Geographic region	Europe	192	30,4	159	82,8	193	30,8	128	66,3	2,50	Convergence criterion (GCONV=1E-8) satisfied.	1,53	4,07	0,156	Algorithm converged.	0,071	0,241	1,23	Algorithm converged.	1,09	1,38	0,0002	0,2401	0,81	Algorithm converged.	0,72	0,92
	America	311	49,2	245	78,8	298	47,5	207	69,5	1,62	Convergence criterion (GCONV=1E-8) satisfied.	1,11	2,36	0,088	Algorithm converged.	0,021	0,155	1,12	Algorithm converged.	1,03	1,23	0,0112		0,89	Algorithm converged.	0,81	0,97
	Asia Pacific (inc. Australia)	67	10,6	51	76,1	65	10,4	48	73,8	1,08	Convergence criterion (GCONV=1E-8) satisfied.	0,48	2,41	0,001	Algorithm converged.	-0,141	0,144	0,99	Algorithm converged.	0,83	1,20	0,8520		1,01	Algorithm converged.	0,84	1,21
Race/ethnicity	White	446	70,6	353	79,6	449	71,6	304	67,7	1,89	Convergence criterion (GCONV=1E-8) satisfied.	1,39	2,58	0,117	Algorithm converged.	0,061	0,173	1,17	Algorithm converged.	1,08	1,26	<.0001	0,1472	0,85	Algorithm converged.	0,79	0,92
	Asian	59	9,3	45	76,3	54	8,6	42	77,8	0,89	Convergence criterion (GCONV=1E-8) satisfied.	0,35	2,23	*	WARNING: The relative Hessian convergence criterion of 0.0431701839 is greater than the limit of 0.0001. The convergence is questionable.			*	WARNING: The relative Hessian convergence criterion of 0.0758925018 is greater than the limit of 0.0001. The convergence is questionable.					*	WARNING: The relative Hessian convergence criterion of 0.0758925018 is greater than the limit of 0.0001. The convergence is questionable.		
	Other	48	7,6	38	79,2	39	6,2	29	74,4	1,22	Convergence criterion (GCONV=1E-8) satisfied.	0,37	4,00	0,051	Algorithm converged.	-0,137	0,239	1,10	Algorithm converged.	0,82	1,47	0,7379		0,93	Algorithm converged.	0,68	1,22
	Unknown	17	2,7	17	100,0	12	1,9	8	66,7	>999.99	Convergence criterion (GCONV=1E-8) satisfied.	0,00	NE	*	ERROR: The mean parameter is either invalid or at a limit of its range for some observations.			*	WARNING: Negative of Hessian not positive definite.					*	WARNING: Negative of Hessian not positive definite.		
Baseline HbA1c	<=8%	359	56,8	276	76,9	357	56,9	248	69,5	1,41	Convergence criterion (GCONV=1E-8) satisfied.	1,01	1,98	0,069	Algorithm converged.	0,005	0,133	1,10	Algorithm converged.	1,00	1,20	0,0433	0,0300	0,91	Algorithm converged.	0,84	1,00
	>8%	204	32,3	174	85,3	193	30,8	131	67,9	2,81	Convergence criterion (GCONV=1E-8) satisfied.	1,69	4,67	*	WARNING: The relative Hessian convergence criterion of 0.0003136508 is greater than the limit of 0.0001. The convergence is questionable.			*	WARNING: The relative Hessian convergence criterion of 0.0027514109 is greater than the limit of 0.0001. The convergence is questionable.					*	WARNING: The relative Hessian convergence criterion of 0.0027514109 is greater than the limit of 0.0001. The convergence is questionable.		
	Missing	7	1,1	5	71,4	4	0,6	4	100,0	0,00	Convergence criterion (GCONV=1E-8) satisfied.	0,00	NE	*	ERROR: The mean parameter is either invalid or at a limit of its range for some observations.			*	WARNING: Negative of Hessian not positive definite.					*	WARNING: Negative of Hessian not positive definite.		
Prior IVT anti-VEGF therapy	Yes	124	19,6	89	71,8	130	20,7	76	58,5	1,78	Convergence criterion (GCONV=1E-8) satisfied.	1,05	3,00	0,126	Algorithm converged.	0,011	0,241	1,20	Algorithm converged.	1,01	1,44	0,0309	0,4070	0,83	Algorithm converged.	0,69	0,99
	No	446	70,6	366	82,1	424	67,6	307	72,4	1,74	Convergence criterion (GCONV=1E-8) satisfied.	1,26	2,41	0,091	Algorithm converged.	0,036	0,146	1,12	Algorithm converged.	1,04	1,21	0,0008		0,89	Algorithm converged.	0,83	0,94
Baseline DR severity	<47	330	52,2	261	79,1	311	49,6	210	67,5	1,86	Convergence criterion (GCONV=1E-8) satisfied.	1,29	2,67	0,109	Algorithm converged.	0,041	0,176	1,15	Algorithm converged.	1,05	1,27	0,0007	0,9749	0,87	Algorithm converged.	0,79	0,95
	47 - 53	178	28,2	142	79,8	180	30,3	134	70,5	1,76	Convergence criterion (GCONV=1E-8) satisfied.	1,06	2,91	0,088	Algorithm converged.	0,003	0,173	1,12	Algorithm converged.	1,00	1,26	0,0269		0,89	Algorithm converged.	0,79	1,00
	>53	52	8,2	44	84,6	36	5,7	26	72,2	1,85	Convergence criterion (GCONV=1E-8) satisfied.	0,61	5,68	0,081	Algorithm converged.	-0,116	0,277	1,12	Algorithm converged.	0,84	1,48	0,2752		0,90	Algorithm converged.	0,68	1,19
	Missing	10	1,6	8	80,0	17	2,7	13	76,5	0,39	Convergence criterion (GCONV=1E-8) satisfied.	0,03	4,44	*	WARNING: The relative Hessian convergence criterion of 0.2090619588 is greater than the limit of 0.0001. The convergence is questionable.			*	WARNING: Negative of Hessian not positive definite.					*	WARNING: Negative of Hessian not positive definite.		
Baseline DR severity	<=53	508	80,4	403	79,3	501	79,9	344	68,7	1,81	Convergence criterion (GCONV=1E-8) satisfied.	1,35	2,42	0,101	Algorithm converged.	0,048	0,154	1,14	Algorithm converged.	1,06	1,23	<.0001	0,9590	0,88	Algorithm converged.	0,81	0,94
	>53	52	8,2	44	84,6	36	5,7	26	72,2	1,85	Convergence criterion (GCONV=1E-8) satisfied.	0,61	5,68	0,081	Algorithm converged.	-0,116	0,277	1,12	Algorithm converged.	0,84	1,48	0,2752		0,90	Algorithm converged.	0,68	1,19
	Missing	10	1,6	8	80,0	17	2,7	13	76,5	0,39	Convergence criterion (GCONV=1E-8) satisfied.	0,03	4,44	*	WARNING: The relative Hessian convergence criterion of 0.2090619588 is greater than the limit of 0.0001. The convergence is questionable.			*	WARNING: Negative of Hessian not positive definite.					*	WARNING: Negative of Hessian not positive definite.		
Medical history: renal disease	Yes	54	8,5	47	87,0	38	6,1	30	78,9	1,61	Convergence criterion (GCONV=1E-8) satisfied.	0,51	5,06	*	WARNING: The relative Hessian convergence criterion of 0.0838071637 is greater than the limit of 0.0001. The convergence is questionable.			*	WARNING: The relative Hessian convergence criterion of 0.1678505929 is greater than the limit of 0.0001. The convergence is questionable.			0,5620		*	WARNING: The relative Hessian convergence criterion of 0.1678505929 is greater than the limit of 0.0001. The convergence is questionable.		
	No	516	81,6	408	79,1	516	82,3	353	68,4	1,70	Convergence criterion (GCONV=1E-8) satisfied.	1,28	2,27	0,101	Algorithm converged.	0,049	0,153	1,14	Algorithm converged.	1,07	1,23	0,0002		0,87	Algorithm converged.	0,81	0,94
Medical history: cardiac disease	Yes	462	73,1	369	79,9	438	69,9	303	69,2	1,74	Convergence criterion (GCONV=1E-8) satisfied.	1,28	2,37	0,104	Algorithm converged.	0,049	0,159	1,15	Algorithm converged.	1,06	1,24	0,0004	0,8512	0,87	Algorithm converged.	0,81	0,94
	No	108	17,1	86	79,6	116	18,5	80	69,0	*	NE			0,068	Algorithm converged.	-0,042	0,178	1,09	Algorithm converged.	0,94	1,27	0,1588		0,92	Algorithm converged.	0,79	1,06
Medical history: vascular disease	Yes	79	12,5	62	78,5	87	13,9	66	75,9	1,26	Convergence criterion (GCONV=1E-8) satisfied.	0,59	2,67	0,019	Algorithm converged.	-0,110	0,149	1,03	Algorithm converged.	0,87	1,21	0,5542	0,0786	0,97	Algorithm converged.	0,82	1,15
	No	491	77,7	393	80,0	467	74,5	317	67,9	1,92	Convergence criterion (GCONV=1E-8) satisfied.	1,42	2,58	0,119	Algorithm converged.	0,065	0,172	1,17	Algorithm converged.	1,09	1,26	<.0001		0,86	Algorithm converged.	0,79	0,92
Study	Rhine	294	46,5	240	81,6	279	44,5	204	73,1	1,61	Convergence criterion (GCONV=1E-8) satisfied.	1,08	2,40	0,084	Algorithm converged.	0,017	0,151	1,11	Algorithm converged.	1,02	1,21	0,0182	0,2893	0,90	Algorithm converged.	0,82	0,98
	Yosemite	276	43,7	215	77,9	275	43,8	179	65,1	1,91	Convergence criterion (GCONV=1E-8) satisfied.	1,30	2,80	0,119	Algorithm converged.	0,046	0,192	1,17	Algorithm converged.	1,06	1,30	0,0008		0,85	Algorithm converged.	0,77	0,93

Test for interaction based on RR (Log-binomial regression)
* indicates convergence problem. Result is uninterpretable.
Only patients with at least one value are used for analysis. For stratification Asia and rest of the world regions are combined due to a small number of enrolled patients. The stratification factor is excluded if it is the subgroup. OR is computed by stratified analysis, RR and ARD by adjusted analysis.
Early Termination (ET) visit was mapped to closest regular visit.
Treatment policy strategy was applied to non-COVID-19 related and hypothetical strategy was applied to COVID-19 related intercurrent events. COVID-19 related intercurrent events are: Disc. of Treatment due to COVID-19, Prohibited Treatment/Therapy due to COVID-19, Missed Dose at Week 44,48 or 52 due to COVID-19 and COVID-19 Death.
Clinical cut-off: YOSEMITE 01NOV2021 and RHINE 28OCT2021

Program: root/clinical_studies/RO6867461/CDT70122/share/ACE_pool_DME_CSR_Final/prod/program/t_eff_resp.sas
Output: root/clinical_studies/RO6867461/CDT70122/share/ACE_pool_DME_CSR_Final/prod/output_bc/t_eff_resp_sg_str_SNODME_AVG_PREST_ITBC_OCTNOV2021_DME.xls
26MAR2022 10:36

POPULATION: Intent-to-Treat Population B vs. C
ENDPOINT: Proportion of Patients with absence of DME (Study Eye) averaged over Weeks 92, 96 and 100
MODEL: Stratified Analysis by Study, Baseline BCVA ETDRS letter score, Prior IVT anti-VEGF therapy, Geographic region (combined)
STUDY: GR40349 & GR40398
Dichotomous Analysis (Efficacy)

		Faricimab (PTI) (N=632)				Aflibercept (N=627)				Faricimab (PTI) vs. Aflibercept																Aflibercept vs. Faricimab (PTI)				
		Patients		Patients with Event		Patients		Patients with Event		Odds Ratio					Absolute Risk Difference					Relative Risk							Relative Risk				
Name	Level	n	%	n	%	n	%	n	%	Odds Ratio		Convergence Reason	95% Lower CL	95% Upper CL	Absolute Risk		Convergence Reason	95% Lower CL	95% Upper CL	Relative Risk		Convergence Reason	95% Lower CL	95% Upper CL	p-value (Cochran-Mantel-Haenszel)	Interaction Test p-value (likelihood ratio)	Relative Risk		Convergence Reason	95% Lower CL	95% Upper CL
All	n/a	552	87,3	465	84,2	513	81,8	404	78,8	1,44		Convergence criterion (GCONV=1E-8) satisfied.	1,05	1,97	0,051		Algorithm converged.	0,005	0,098	1,0640		Algorithm converged.	1,0050	1,1265	0,0217		0,9398		Algorithm converged.	0,8877	0,9950
Study	Rhine	282	44,6	236	83,7	254	40,5	200	78,7	1,37		Convergence criterion (GCONV=1E-8) satisfied.	0,88	2,12	0,042		Algorithm converged.	-0,022	0,107	1,0507		Algorithm converged.	0,9706	1,1374	0,1594	0,7953	0,9518		Algorithm converged.	0,8792	1,0303
	Yosemite	270	42,7	229	84,8	259	41,3	204	78,8	1,52		Convergence criterion (GCONV=1E-8) satisfied.	0,97	2,39	0,057		Algorithm converged.	-0,008	0,122	1,0716		Algorithm converged.	0,9892	1,1608	0,0652		0,9332		Algorithm converged.	0,8615	1,0109

Test for interaction based on RR (Log-binomial regression)
* indicates convergence problem. Result is uninterpretable.
Only patients with at least one value are used for analysis. For stratification Asia and rest of the world regions are combined due to a small number of enrolled patients. The stratification factor is excluded if it is the subgroup. OR is computed by stratified analysis, RR and ARD by adjusted analysis.
Early Termination (ET) visit was mapped to closest regular visit.
Treatment policy strategy was applied to non-COVID-19 related and hypothetical strategy was applied to COVID-19 related intercurrent events. COVID-19 related intercurrent events are: Disc. of Treatment due to COVID-19, Prohibited Treatment/Therapy due to COVID-19, Missed Dose at Week 88,92 or 96 due to COVID-19 and COVID-19 Death.
Clinical cut-off: YOSEMITE 01NOV2021 and RHINE 28OCT2021

Program: root/clinical_studies/RO6867461/CDT70122/share/ACE_pool_DME_CSR_Final/prod/program/t_eff_resp.sas
Output: root/clinical_studies/RO6867461/CDT70122/share/ACE_pool_DME_CSR_Final/prod/output_bc/t_eff_resp_str_SNODME_AVG2_PREST_ITBC_OCTNOV2021_DME.xls
24AUG2022 9:39

POPULATION: Intent-to-Treat Population B vs. C
ENDPOINT: Proportion of Patients with absence of DME (Study Eye) averaged over Weeks 92, 96 and 100
MODEL: Adjusted Analysis by Study, Baseline BCVA ETDRS letter score, Prior IVT anti-VEGF therapy, Geographic region
STUDY: GR40349 & GR40398
Forest Plot of Relative Risk

Study	Total n	Aflibercept (N=627) n	Aflibercept (N=627) n Responder	Faricimab (PTI) (N=632) n	Faricimab (PTI) (N=632) n Responder	Relative Risk	95% CI
All Patients	1065	513	404	552	465	1.06	(1.00, 1.13)
Study							
Rhine	536	254	200	282	236	1.05	(0.97, 1.14)
Yosemite	529	259	204	270	229	1.07	(0.99, 1.16)

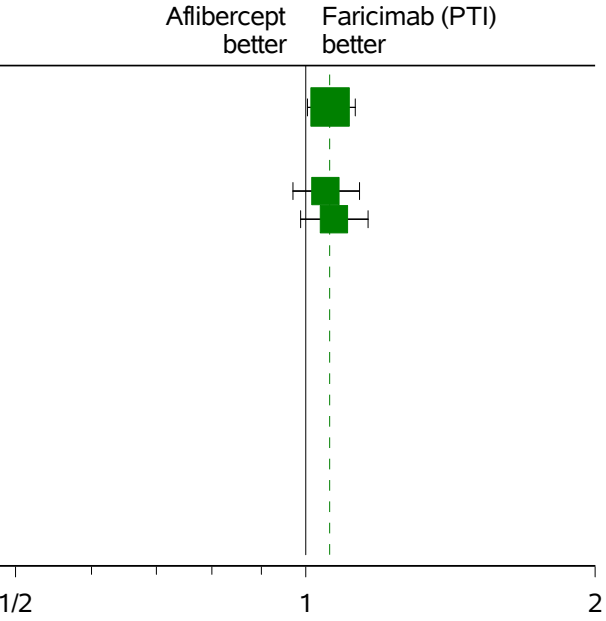

Only patients with at least one value are used for analysis. For adjustment Asia and rest of the world regions are combined due to a small number of enrolled patients.
The adjustment factor is excluded if it is the subgroup.
Early Termination (ET) visit was mapped to closest regular visit.
Treatment policy strategy was applied to non-COVID-19 related and hypothetical strategy was applied to COVID-19 related intercurrent events. COVID-19 related intercurrent events are:
Disc. of Treatment due to COVID-19, Prohibited Treatment/Therapy due to COVID-19, Missed Dose at Week 88,92 or 96 due to COVID-19 and COVID-19 Death.
Clinical cut-off: YOSEMITE 01NOV2021 and RHINE 28OCT2021
Program: root/clinical_studies/RO6867461/CDT70122/share/ACE_pool_DME_Base/prod/program/g_forest_rr.sas
Output: root/clinical_studies/RO6867461/CDT70122/share/ACE_pool_DME_CSR_Final/prod/output_bc/g_forest_rr_str_SNODME_AVG2_PREST_ITBC_OCTNOV2021_DME.pdf 06OCT2022 17:48

POPULATION: Intent-to-Treat Population B vs. C
ENDPOINT: Proportion of Patients with absence of DME (Study Eye) averaged over Weeks 92, 96 and 100
MODEL: Stratified Analysis by Study, Baseline BCVA ETDRS letter score, Prior IVT anti-VEGF therapy, Geographic region
STUDY: GR40349 & GR40398
Forest Plot of Odds Ratio

Study	Total n	Aflibercept (N=627) n	Aflibercept (N=627) n Responder	Faricimab (PTI) (N=632) n	Faricimab (PTI) (N=632) n Responder	Odds Ratio	95% CI
All Patients	1065	513	404	552	465	1.44	(1.05, 1.97)
Study							
Rhine	536	254	200	282	236	1.37	(0.88, 2.12)
Yosemite	529	259	204	270	229	1.52	(0.97, 2.39)

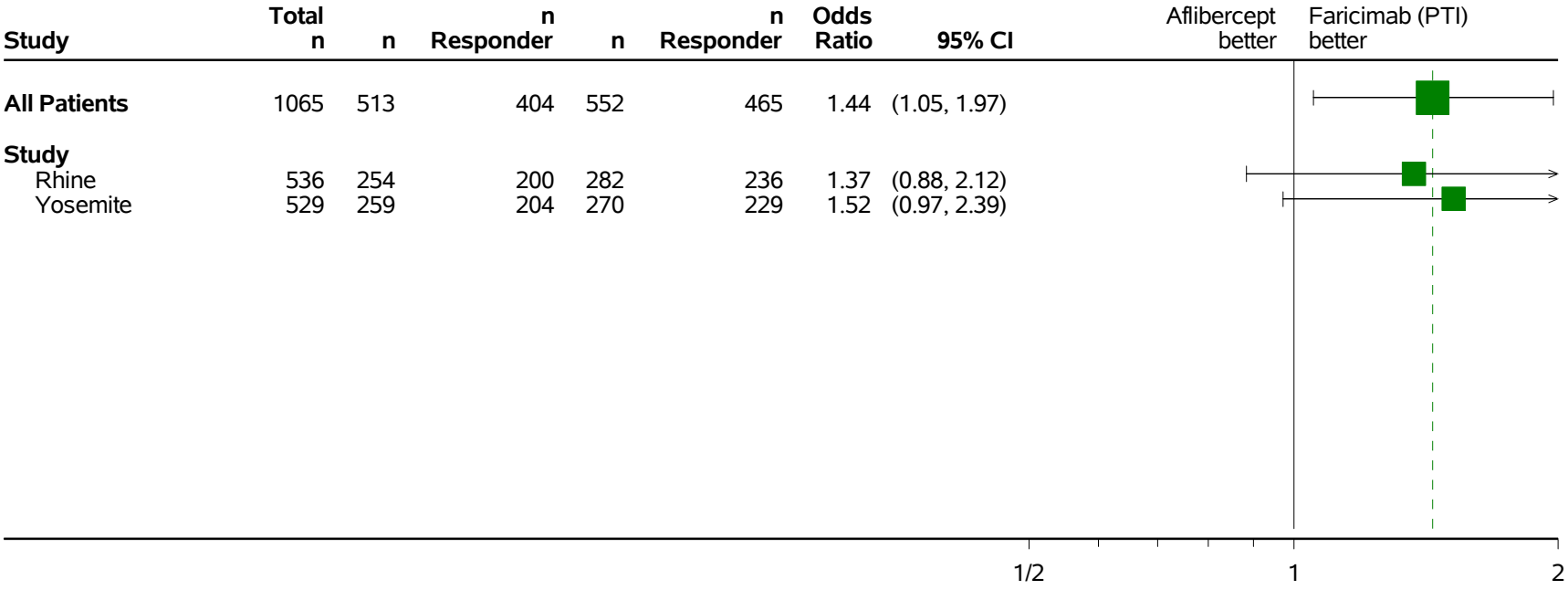

Only patients with at least one value are used for analysis. For stratification Asia and rest of the world regions are combined due to a small number of enrolled patients.
Early Termination (ET) visit was mapped to closest regular visit.
Treatment policy strategy was applied to non-COVID-19 related and hypothetical strategy was applied to COVID-19 related intercurrent events. COVID-19 related intercurrent events are:
Disc. of Treatment due to COVID-19, Prohibited Treatment/Therapy due to COVID-19, Missed Dose at Week 88,92 or 96 due to COVID-19 and COVID-19 Death.
Clinical cut-off: YOSEMITE 01NOV2021 and RHINE 28OCT2021
Program: root/clinical_studies/RO6867461/CDT70122/share/ACE_pool_DME_Base/prod/program/g_forest_or.sas
Output: root/clinical_studies/RO6867461/CDT70122/share/ACE_pool_DME_CSR_Final/prod/output_bc/g_forest_or_str_SNODME_AVG2_PREST_ITBC_OCTNOV2021_DME.pdf 30SEP2022 12:25

POPULATION: Intent-to-Treat Population B vs. C
ENDPOINT: Proportion of Patients with absence of DME (Study Eye) averaged over Weeks 92, 96 and 100
MODEL: Stratified Analysis by Study, Baseline BCVA ETDRS letter score, Prior IVT anti-VEGF therapy, Geographic region (combined)
STUDY: GR40349 & GR40398
Dichotomous Analysis by Subgroups (Efficacy)

		Faricimab (PTI) (N=632)				Aflibercept (N=627)				Faricimab (PTI) vs. Aflibercept														Aflibercept vs. Faricimab (PTI)			
		Patients		Patients with Event		Patients		Patients with Event		Odds Ratio				Absolute Risk Difference				Relative Risk						Relative Risk			
Name	Level	n	%	n	%	n	%	n	%	Odds Ratio	Convergence Reason	95% Lower CL	95% Upper CL	Absolute Risk	Convergence Reason	95% Lower CL	95% Upper CL	Relative Risk	Convergence Reason	95% Lower CL	95% Upper CL	p-value (Cochran-Mantel Haenszel)	p-value (likelihood ratio)	Relative Risk	Convergence Reason	95% Lower CL	95% Upper CL
All	n/a	552	87,3	465	84,2	513	81,8	404	78,8	1,44	Convergence criterion (GCONV=1E-8) satisfied.	1,05	1,97	0,051	Algorithm converged.	0,005	0,098	1,06	Algorithm converged.	1,00	1,13	0,0217		0,94	Algorithm converged.	0,89	1,00
Sex	Male	346	54,7	290	83,8	293	46,7	222	75,8	1,71	Convergence criterion (GCONV=1E-8) satisfied.	1,14	2,55	0,077	Algorithm converged.	0,015	0,140	1,10	Algorithm converged.	1,02	1,19	0,0087	0,2039	0,91	Algorithm converged.	0,84	0,98
	Female	206	32,6	175	85,0	220	35,1	182	82,7	1,16	Convergence criterion (GCONV=1E-8) satisfied.	0,69	1,95	0,089	Algorithm converged.	-0,062	0,080	1,01	Algorithm converged.	0,92	1,10	0,5810		0,99	Algorithm converged.	0,91	1,08
Age	< 65 years	311	49,2	261	83,9	309	49,3	231	76,7	1,61	Convergence criterion (GCONV=1E-8) satisfied.	1,07	2,42	0,062	Algorithm converged.	-0,002	0,126	1,08	Algorithm converged.	0,99	1,17	0,0203	0,6798	0,93	Algorithm converged.	0,86	1,01
	>= 65 years	241	38,1	204	84,6	204	32,5	167	81,9	1,23	Convergence criterion (GCONV=1E-8) satisfied.	0,74	2,05	0,039	Algorithm converged.	-0,031	0,109	1,05	Algorithm converged.	0,96	1,14	0,4141		0,95	Algorithm converged.	0,88	1,04
Age	< 75 years	507	80,2	426	84,0	477	76,1	372	78,0	1,50	Convergence criterion (GCONV=1E-8) satisfied.	1,09	2,08	0,056	Algorithm converged.	0,008	0,105	1,07	Algorithm converged.	1,01	1,14	0,0136	0,4213	0,93	Algorithm converged.	0,88	0,99
	>= 75 years	45	7,1	39	86,7	36	5,7	32	88,9	0,56	Convergence criterion (GCONV=1E-8) satisfied.	0,10	3,05	*	WARNING: The relative Hessian convergence criterion of 0.024342225 is greater than the limit of 0.0001. The convergence is questionable.			*	WARNING: The relative Hessian convergence criterion of 0.107775421 is greater than the limit of 0.0001. The convergence is questionable.					*	WARNING: The relative Hessian convergence criterion of 0.107775421 is greater than the limit of 0.0001. The convergence is questionable.		
Baseline BCVA ETDRS letter score	< 64 letters	234	37,0	192	82,1	238	38,0	177	74,4	1,61	Convergence criterion (GCONV=1E-8) satisfied.	1,03	2,52	0,075	Algorithm converged.	0,001	0,149	1,10	Algorithm converged.	1,00	1,21	0,0350	0,3612	0,91	Algorithm converged.	0,83	1,00
	>= 64 letters	317	50,2	272	85,8	275	43,9	227	82,5	1,27	Convergence criterion (GCONV=1E-8) satisfied.	0,82	1,98	0,033	Algorithm converged.	-0,026	0,092	1,04	Algorithm converged.	0,97	1,12	0,2862		0,96	Algorithm converged.	0,90	1,03
	Missing	1	0,2	1	100,0	0	0,0	0	0,0	NE		NE	NE	NE	NE	NE	NE	NE	NE	NE	NE	NE		NE	NE	NE	NE
Geographic region	Europe	188	29,7	160	85,1	182	29,0	151	83,0	1,15	Convergence criterion (GCONV=1E-8) satisfied.	0,66	2,02	0,022	Algorithm converged.	-0,048	0,093	1,03	Algorithm converged.	0,95	1,11	0,6258	0,5040	0,97	Algorithm converged.	0,90	1,06
	America	300	47,5	248	82,7	273	43,5	206	75,5	NE				0,073	Algorithm converged.	0,008	0,139	1,10	Algorithm converged.	1,01	1,19	0,0251		0,91	Algorithm converged.	0,84	0,99
	Asia Pacific (inc. Australia)	64	10,1	57	89,1	58	9,3	47	81,0	1,80	Convergence criterion (GCONV=1E-8) satisfied.	0,63	5,04	*	WARNING: The relative Hessian convergence criterion of 0.0005213537 is greater than the limit of 0.0001. The convergence is questionable.			*	WARNING: The relative Hessian convergence criterion of 0.0046736748 is greater than the limit of 0.0001. The convergence is questionable.					*	WARNING: The relative Hessian convergence criterion of 0.0046736748 is greater than the limit of 0.0001. The convergence is questionable.		
Race/ethnicity	White	435	68,8	365	83,9	416	66,3	323	77,6	1,51	Convergence criterion (GCONV=1E-8) satisfied.	1,07	2,14	0,056	Algorithm converged.	0,004	0,109	1,07	Algorithm converged.	1,00	1,14	0,0198	0,6194	0,93	Algorithm converged.	0,88	1,00
	Asian	56	8,9	49	87,5	48	7,7	40	83,3	1,43	Convergence criterion (GCONV=1E-8) satisfied.	0,44	4,59	0,067	Algorithm converged.	-0,073	0,208	*	WARNING: The relative Hessian convergence criterion of 0.0007017437 is greater than the limit of 0.0001. The convergence is questionable.					*	WARNING: The relative Hessian convergence criterion of 0.0007017437 is greater than the limit of 0.0001. The convergence is questionable.		
	Other	44	7,0	36	81,8	36	5,7	31	86,1	0,77	Convergence criterion (GCONV=1E-8) satisfied.	0,21	2,91	*	WARNING: The relative Hessian convergence criterion of 0.0254985887 is greater than the limit of 0.0001. The convergence is questionable.			*	WARNING: The relative Hessian convergence criterion of 0.0474952573 is greater than the limit of 0.0001. The convergence is questionable.				*	WARNING: The relative Hessian convergence criterion of 0.0474952573 is greater than the limit of 0.0001. The convergence is questionable.		
	Unknown	17	2,7	15	88,2	13	2,1	10	76,9	4,11	Convergence criterion (GCONV=1E-8) satisfied.	0,28	60,79	*	ERROR: The mean parameter is either invalid or at a limit of its range for some observations.			*	WARNING: Negative of Hessian not positive definite.					*	WARNING: Negative of Hessian not positive definite.		
Baseline HbA1c	<=8%	350	55,4	296	84,6	323	51,5	258	79,9	1,38	Convergence criterion (GCONV=1E-8) satisfied.	0,92	2,06	0,044	Algorithm converged.	-0,013	0,101	1,05	Algorithm converged.	0,98	1,13	0,1153	0,6179	0,95	Algorithm converged.	0,89	1,02
	>8%	195	30,9	164	84,1	185	29,5	142	76,8	1,53	Convergence criterion (GCONV=1E-8) satisfied.	0,91	2,56	0,069	Algorithm converged.	-0,011	0,149	1,09	Algorithm converged.	0,98	1,21	0,1072		0,92	Algorithm converged.	0,83	1,02
	Missing	7	1,1	5	71,4	5	0,8	4	80,0	>999.99	Convergence criterion (GCONV=1E-8) satisfied.	0,00	NE	*	ERROR: The mean parameter is either invalid or at a limit of its range for some observations.			*	WARNING: Negative of Hessian not positive definite.					*	WARNING: Negative of Hessian not positive definite.		
Prior IVT anti-VEGF therapy	Yes	119	18,8	98	82,4	118	18,8	88	74,6	1,82	Convergence criterion (GCONV=1E-8) satisfied.	0,86	3,06	0,076	Algorithm converged.	-0,025	0,177	1,10	Algorithm converged.	0,97	1,25	0,1364	0,5955	0,91	Algorithm converged.	0,80	1,03
	No	433	68,5	367	84,8	395	63,0	316	80,0	1,38	Convergence criterion (GCONV=1E-8) satisfied.	0,96	1,97	0,045	Algorithm converged.	-0,006	0,097	1,06	Algorithm converged.	0,99	1,12	0,0808		0,95	Algorithm converged.	0,89	1,01
Baseline DR severity	<47	322	50,9	265	82,3	291	46,4	232	79,7	1,21	Convergence criterion (GCONV=1E-8) satisfied.	0,81	1,82	0,024	Algorithm converged.	-0,038	0,086	1,03	Algorithm converged.	0,95	1,11	0,3520	1,0000	0,97	Algorithm converged.	0,90	1,05
	47 - 53	174	27,5	147	84,5	177	28,2	138	78,0	1,51	Convergence criterion (GCONV=1E-8) satisfied.	0,86	2,64	0,060	Algorithm converged.	-0,020	0,141	1,08	Algorithm converged.	0,98	1,19	0,1476		0,93	Algorithm converged.	0,84	1,03
	>53	47	7,4	45	95,7	28	4,5	22	78,6	4,46	Convergence criterion (GCONV=1E-8) satisfied.	0,83	23,87	*	WARNING: The relative Hessian convergence criterion of 1.8266447122 is greater than the limit of 0.0001. The convergence is questionable.			*	WARNING: Negative of Hessian not positive definite.					*	WARNING: Negative of Hessian not positive definite.		
	Missing	9	1,4	8	88,9	17	2,7	12	70,6	NE	Convergence criterion (ABSGCONV=0) satisfied.	NE	NE	*	ERROR: The mean parameter is either invalid or at a limit of its range for some observations.			*	WARNING: Negative of Hessian not positive definite.					*	WARNING: Negative of Hessian not positive definite.		
Baseline DR severity	<=53	496	78,5	412	83,1	468	74,6	370	79,1	1,34	Convergence criterion (GCONV=1E-8) satisfied.	0,97	1,86	0,037	Algorithm converged.	-0,012	0,086	1,05	Algorithm converged.	0,98	1,11	0,0776	1,0000	0,96	Algorithm converged.	0,90	1,02
	>53	47	7,4	45	95,7	28	4,5	22	78,6	4,46	Convergence criterion (GCONV=1E-8) satisfied.	0,83	23,87	*	WARNING: The relative Hessian convergence criterion of 1.8266447122 is greater than the limit of 0.0001. The convergence is questionable.			*	WARNING: Negative of Hessian not positive definite.					*	WARNING: Negative of Hessian not positive definite.		
	Missing	9	1,4	8	88,9	17	2,7	12	70,6	NE	Convergence criterion (ABSGCONV=0) satisfied.	NE	NE	*	ERROR: The mean parameter is either invalid or at a limit of its range for some observations.			*	WARNING: Negative of Hessian not positive definite.					*	WARNING: Negative of Hessian not positive definite.		
Medical history: renal disease	Yes	52	8,2	48	92,3	29	4,6	24	82,8	2,85	Convergence criterion (GCONV=1E-8) satisfied.	0,59	13,88	*	WARNING: The relative Hessian convergence criterion of 0.7961477271 is greater than the limit of 0.0001. The convergence is questionable.			*	WARNING: The relative Hessian convergence criterion of 5.4092210504 is greater than the limit of 0.0001. The convergence is questionable.			0,3533		*	WARNING: The relative Hessian convergence criterion of 5.4092210504 is greater than the limit of 0.0001. The convergence is questionable.		
	No	500	79,1	417	83,4	484	77,2	380	78,5	1,36	Convergence criterion (XCONV=0) satisfied.	0,99	1,88	0,045	Algorithm converged.	-0,004	0,094	1,04	Algorithm converged.	0,99	1,12	0,0604		0,95	Algorithm converged.	0,89	1,01
Medical history: cardiac disease	Yes	442	69,9	374	84,6	405	64,6	321	79,3	1,43	Convergence criterion (GCONV=1E-8) satisfied.	1,00	2,05	0,054	Algorithm converged.	0,003	0,105	1,07	Algorithm converged.	1,00	1,14	0,0466	0,8564	0,94	Algorithm converged.	0,88	1,00
	No	110	17,4	91	82,7	108	17,2	83	76,9	1,42	Convergence criterion (GCONV=1E-8) satisfied.	0,70	2,88	0,056	Algorithm converged.	-0,060	0,162	1,07	Algorithm converged.	0,94	1,22	0,3350		0,93	Algorithm converged.	0,82	1,06
Medical history: vascular disease	Yes	75	11,9	66	88,0	82	13,1	69	84,1	1,41	Convergence criterion (GCONV=1E-8) satisfied.	0,55	3,56	0,068	Algorithm converged.	-0,066	0,201	1,10	Algorithm converged.	0,92	1,31	0,4722	0,4915	0,91	Algorithm converged.	0,76	1,08
	No	477	75,5	399	83,6	433	68,7	335	77,7	1,49	Convergence criterion (GCONV=1E-8) satisfied.	1,06	2,08	0,058	Algorithm converged.	0,007	0,109	1,07	Algorithm converged.	1,01	1,14	0,0198		0,93	Algorithm converged.	0,87	0,99
Study	Rhine	282	44,6	236	83,7	294	40,5	200	78,7	1,37	Convergence criterion (GCONV=1E-8) satisfied.	0,88	2,12	0,042	Algorithm converged.	-0,022	0,107	1,05	Algorithm converged.	0,97	1,14	0,1594	0,7953	0,95	Algorithm converged.	0,86	1,03
	Yosemite	270	42,7	229	84,8	259	41,3	204	78,8	1,52	Convergence criterion (GCONV=1E-8) satisfied.	0,97	2,39	0,057	Algorithm converged.	-0,008	0,122	1,07	Algorithm converged.	0,99	1,16	0,0652		0,93	Algorithm converged.	0,86	1,01

Test for interaction based on RR (Log-binomial regression)
* indicates convergence problem. Result is uninterpretable.
Only patients with at least one value are used for analysis. For stratification Asia and rest of the world regions are combined due to a small number of enrolled patients. The stratification factor is excluded if it is the subgroup. OR is computed by stratified analysis, RR and ARD by adjusted analysis.
Early Termination (ET) visit was mapped to closest regular visit.
Treatment policy strategy was applied to non-COVID-19 related and hypothetical strategy was applied to COVID-19 related intercurrent events. COVID-19 related intercurrent events are: Disc. of Treatment due to COVID-19, Prohibited Treatment/Therapy due to COVID-19, Missed Dose at Week 88,92 or 96 due to COVID-19 and COVID-19 Death.
Clinical cut-off: YOSEMITE 01NOV2021 and RHINE 28OCT2021

Program: root/clinical_studies/RO6867461/CDT70122/share/ACE_pool_DME_CSR_Final/prod/program/t_eff_resp.sas
Output: root/clinical_studies/RO6867461/CDT70122/share/ACE_pool_DME_CSR_Final/prod/output_bc/t_eff_resp_ag_str_SNODME_AVG2_PREST_ITBC_OCTNOV2021_DME.xls
26MAR2022 10:44

POPULATION: Intent-to-Treat Population B vs. C
ENDPOINT: Proportion of Patients with absence of intraretinal fluid (Study Eye) through Week 56
MODEL: Stratified Analysis by Study, Baseline BCVA ETDRS letter score, Prior IVT anti-VEGF therapy, Geographic region (combined)
STUDY: GR40349 & GR40398
Dichotomous Analysis (Efficacy)

		Faricimab (PTI) (N=632)				Aflibercept (N=627)				Faricimab (PTI) vs. Aflibercept																Aflibercept vs. Faricimab (PTI)			
		Patients		Patients with Event		Patients		Patients with Event		Odds Ratio					Absolute Risk Difference				Relative Risk							Relative Risk			
Name	Level	n	%	n	%	n	%	n	%	Odds Ratio		Convergence Reason	95% Lower CL	95% Upper CL	Absolute Risk		Convergence Reason	95% Lower CL	95% Upper CL	Relative Risk		Convergence Reason	95% Lower CL	95% Upper CL	p-value (Cochran Mantel-Haenszel)	Interaction Test p-value (likelihood ratio)	Relative Risk		Convergence Reason	95% Lower CL	95% Upper CL
All	n/a	632	100,0	317	50,2	625	99,7	209	33,4	2,00		Convergence criterion (GCONV=1E-8) satisfied.	1,59	2,51	0,167		Algorithm converged.	0,113	0,221	1,50		Algorithm converged.	1,31	1,72	<.0001		0,67		Algorithm converged.	0,58	0,76
Study	Rhine	319	50,5	168	52,7	314	50,1	109	34,7	2,09		Convergence criterion (GCONV=1E-8) satisfied.	1,52	2,88	0,180		Algorithm converged.	0,104	0,256	1,52		Algorithm converged.	1,26	1,82	<.0001	0,8573	0,66		Algorithm converged.	0,55	0,79
	Yosemite	313	49,5	149	47,6	311	49,6	100	32,2	1,91		Convergence criterion (GCONV=1E-8) satisfied.	1,38	2,64	0,155		Algorithm converged.	0,079	0,230	1,48		Algorithm converged.	1,21	1,80	<.0001		0,68		Algorithm converged.	0,56	0,83

Test for interaction based on RR (Log-binomial regression)
* indicates convergence problem. Result is uninterpretable.
Only patients with at least one value are used for analysis. For stratification Asia and rest of the world regions are combined due to a small number of enrolled patients. The stratification factor is excluded if it is the subgroup. OR is computed by stratified analysis, RR and ARD by adjusted analysis.
Early Termination (ET) visit was mapped to closest regular visit.
Treatment policy strategy was applied to non-COVID-19 related and hypothetical strategy was applied to COVID-19 related intercurrent events. COVID-19 related intercurrent events are: Disc. of Treatment due to COVID-19, Prohibited Treatment/Therapy due to COVID-19, Missed Dose at Week 44,48 or 52 due to COVID-19 and COVID-19 Death.
Clinical cut-off: YOSEMITE 01NOV2021 and RHINE 28OCT2021

Program: root/clinical_studies/RO6867461/CDT70122/share/ACE_pool_DME_CSR_Final/prod/program/t_eff_resp.sas
Output: root/clinical_studies/RO6867461/CDT70122/share/ACE_pool_DME_CSR_Final/prod/output_bc/t_eff_resp_str_SNOIRF_W56_PREST_ITBC_OCTNOV2021_DME.xls
26MAR2022 13:30

POPULATION: Intent-to-Treat Population B vs. C
ENDPOINT: Proportion of Patients with absence of intraretinal fluid (Study Eye) through Week 56
MODEL: Adjusted Analysis by Study, Baseline BCVA ETDRS letter score, Prior IVT anti-VEGF therapy, Geographic region
STUDY: GR40349 & GR40398
Forest Plot of Relative Risk

Study	Total n	Aflibercept (N=627) n	Aflibercept (N=627) n Responder	Faricimab (PTI) (N=632) n	Faricimab (PTI) (N=632) n Responder	Relative Risk	95% CI
All Patients	1257	625	209	632	317	1.50	(1.31, 1.72)
Study							
Rhine	633	314	109	319	168	1.52	(1.26, 1.82)
Yosemite	624	311	100	313	149	1.48	(1.21, 1.80)

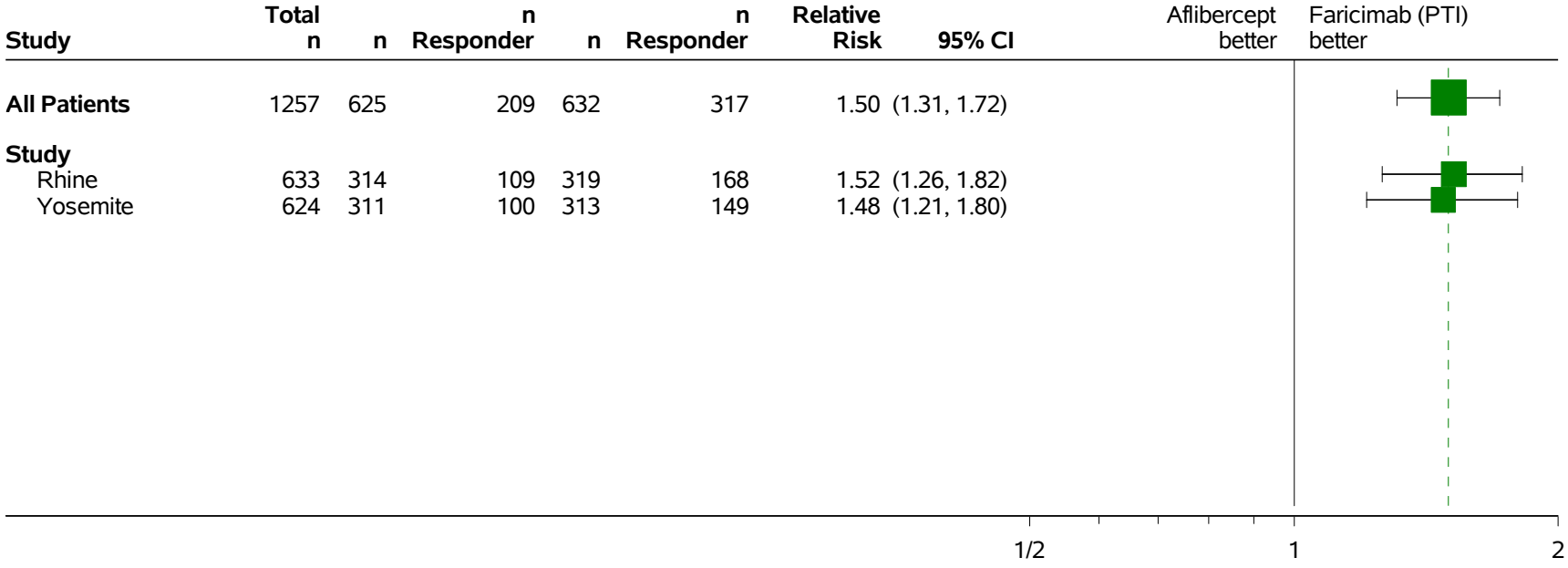

Only patients with at least one value are used for analysis. For adjustment Asia and rest of the world regions are combined due to a small number of enrolled patients.
The adjustment factor is excluded if it is the subgroup.
Early Termination (ET) visit was mapped to closest regular visit.
Treatment policy strategy was applied to non-COVID-19 related and hypothetical strategy was applied to COVID-19 related intercurrent events. COVID-19 related intercurrent events are:
Disc. of Treatment due to COVID-19, Prohibited Treatment/Therapy due to COVID-19, Missed Dose at Week 44,48 or 52 due to COVID-19 and COVID-19 Death.
Clinical cut-off: YOSEMITE 01NOV2021 and RHINE 28OCT2021
Program: root/clinical_studies/RO6867461/CDT70122/share/ACE_pool_DME_Base/prod/program/g_forest_rr.sas
Output: root/clinical_studies/RO6867461/CDT70122/share/ACE_pool_DME_CSR_Final/prod/output_bc/g_forest_rr_str_SNOIRF_W56_PREST_ITBC_OCTNOV2021_DME.pdf 06OCT2022 17:52

POPULATION: Intent-to-Treat Population B vs. C
ENDPOINT: Proportion of Patients with absence of intraretinal fluid (Study Eye) through Week 56
MODEL: Stratified Analysis by Study, Baseline BCVA ETDRS letter score, Prior IVT anti-VEGF therapy, Geographic region
STUDY: GR40349 & GR40398
Forest Plot of Odds Ratio

Study	Total n	Aflibercept (N=627) n	Aflibercept (N=627) n Responder	Faricimab (PTI) (N=632) n	Faricimab (PTI) (N=632) n Responder	Odds Ratio	95% CI
All Patients	1257	625	209	632	317	2.00	(1.59, 2.51)
Study							
Rhine	633	314	109	319	168	2.09	(1.52, 2.88)
Yosemite	624	311	100	313	149	1.91	(1.38, 2.64)

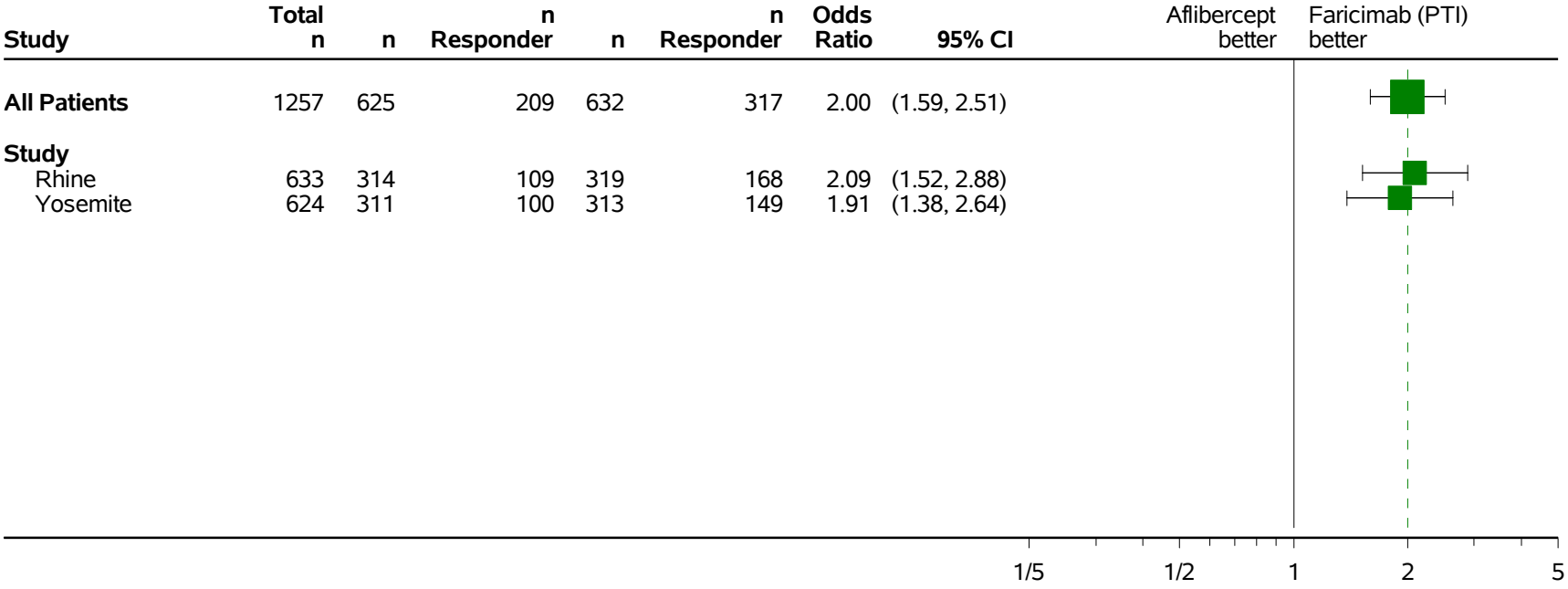

Only patients with at least one value are used for analysis. For stratification Asia and rest of the world regions are combined due to a small number of enrolled patients.
Early Termination (ET) visit was mapped to closest regular visit.
Treatment policy strategy was applied to non-COVID-19 related and hypothetical strategy was applied to COVID-19 related intercurrent events. COVID-19 related intercurrent events are:
Disc. of Treatment due to COVID-19, Prohibited Treatment/Therapy due to COVID-19, Missed Dose at Week 44,48 or 52 due to COVID-19 and COVID-19 Death.
Clinical cut-off: YOSEMITE 01NOV2021 and RHINE 28OCT2021
Program: root/clinical_studies/RO6867461/CDT70122/share/ACE_pool_DME_Base/prod/program/g_forest_or.sas
Output: root/clinical_studies/RO6867461/CDT70122/share/ACE_pool_DME_CSR_Final/prod/output_bc/g_forest_or_str_SNOIRF_W56_PREST_ITBC_OCTNOV2021_DME.pdf 30SEP2022 12:33

POPULATION: Intent-to-Treat Population B vs. C
ENDPOINT: Proportion of Patients with absence of intraretinal fluid (Study Eye) through Week 56
MODEL: Stratified Analysis by Study, Baseline BCVA ETDRS letter score, Prior IVT anti-VEGF therapy, Geographic region (combined)
STUDY: GR40349 & GR40398
Dichotomous Analysis by Subgroups (Efficacy)

		Faricimab (PT) (N=632)				Aflibercept (N=627)				Faricimab (PT) vs. Aflibercept																Aflibercept vs. Faricimab (PT)					
		Patients		Patients with Event		Patients		Patients with Event		Odds Ratio				Absolute Risk Difference				Relative Risk								Relative Risk					
Name	Level	n	%	n	%	n	%	n	%	Odds Ratio	Convergence Reason	95% Lower CL	95% Upper CL	Absolute Risk	Convergence Reason	95% Lower CL	95% Upper CL	Relative Risk	Convergence Reason	95% Lower CL	95% Upper CL	p-value (Cochran-Mantel Haenszel)	Interaction Test p-value (likelihood ratio)	Relative Risk	Convergence Reason	95% Lower CL	95% Upper CL
All	n/a	632	100,0	317	50,2	625	99,7	209	33,4	2,00	Convergence criterion (GCONV=1E-8) satisfied.	1,59	2,51	0,167	Algorithm converged.	0,113	0,221	1,50	Algorithm converged.	1,31	1,72	<.0001		0,67	Algorithm converged.	0,58	0,76
Sex	Male	396	62,7	190	48,0	363	57,9	124	34,2	1,77	Convergence criterion (GCONV=1E-8) satisfied.	1,32	2,37	0,140	Algorithm converged.	0,071	0,209	1,40	Algorithm converged.	1,18	1,67	0,0001	0,2267	0,71	Algorithm converged.	0,60	0,85
	Female	236	37,3	127	53,8	262	41,8	85	32,4	2,34	Convergence criterion (GCONV=1E-8) satisfied.	1,63	3,36	0,213	Algorithm converged.	0,128	0,298	1,66	Algorithm converged.	1,35	2,06	<.0001		0,60	Algorithm converged.	0,49	0,74
Age	< 65 years	352	55,7	174	49,4	362	57,7	115	31,8	2,04	Convergence criterion (GCONV=1E-8) satisfied.	1,50	2,77	0,175	Algorithm converged.	0,104	0,246	1,55	Algorithm converged.	1,29	1,86	<.0001	0,6195	0,65	Algorithm converged.	0,54	0,78
	>= 65 years	280	44,3	143	51,1	263	41,9	94	35,7	1,86	Convergence criterion (GCONV=1E-8) satisfied.	1,31	2,63	0,151	Algorithm converged.	0,069	0,234	1,44	Algorithm converged.	1,18	1,76	0,0005		0,69	Algorithm converged.	0,57	0,85
Age	< 75 years	577	91,3	281	48,7	570	90,9	185	32,5	1,97	Convergence criterion (GCONV=1E-8) satisfied.	1,55	2,50	0,162	Algorithm converged.	0,106	0,218	1,50	Algorithm converged.	1,30	1,73	<.0001	0,9663	0,67	Algorithm converged.	0,58	0,77
	>= 75 years	55	8,7	36	65,5	55	8,8	24	43,6	2,18	Convergence criterion (GCONV=1E-8) satisfied.	0,99	4,79	0,215	Algorithm converged.	0,033	0,398	1,50	Algorithm converged.	1,05	2,14	0,0497		0,67	Algorithm converged.	0,47	0,95
Baseline BCVA ETDRS letter score	< 64 letters	281	44,5	140	49,8	284	45,3	91	32,0	2,09	Convergence criterion (GCONV=1E-8) satisfied.	1,49	2,94	0,176	Algorithm converged.	0,096	0,255	1,54	Algorithm converged.	1,25	1,89	<.0001	0,6622	0,65	Algorithm converged.	0,53	0,80
	>= 64 letters	349	55,2	176	50,4	341	54,4	118	34,6	1,92	Convergence criterion (GCONV=1E-8) satisfied.	1,42	2,61	0,157	Algorithm converged.	0,084	0,230	1,46	Algorithm converged.	1,22	1,74	<.0001		0,69	Algorithm converged.	0,57	0,82
	Missing	2	0,3	1	50,0	0	0,0	0	0,0	NE		NE	NE	NE	NE	NE	NE	NE	NE	NE	NE	NE		NE	NE	NE	NE
Geographic region	Europe	219	34,7	105	47,9	218	34,8	75	34,4	1,78	Convergence criterion (GCONV=1E-8) satisfied.	1,21	2,62	0,139	Algorithm converged.	0,048	0,230	1,39	Algorithm converged.	1,11	1,75	0,0032	0,7068	0,72	Algorithm converged.	0,57	0,90
	America	344	54,4	172	50,0	339	54,1	110	32,4	2,10	Convergence criterion (GCONV=1E-8) satisfied.	1,54	2,86	0,177	Algorithm converged.	0,104	0,249	1,54	Algorithm converged.	1,28	1,85	<.0001		0,65	Algorithm converged.	0,54	0,78
	Asia Pacific (inc. Australia)	69	10,9	40	58,0	68	10,8	24	35,3	2,32	Convergence criterion (GCONV=1E-8) satisfied.	1,16	4,64	0,205	Algorithm converged.	0,041	0,369	1,57	Algorithm converged.	1,07	2,31	0,0167		0,64	Algorithm converged.	0,42	0,93
Race/ethnicity	White	489	77,4	244	49,9	504	80,8	166	32,9	2,05	Convergence criterion (GCONV=1E-8) satisfied.	1,58	2,65	0,170	Algorithm converged.	0,109	0,230	1,52	Algorithm converged.	1,30	1,77	<.0001	0,5319	0,66	Algorithm converged.	0,57	0,77
	Asian	62	9,8	37	59,7	59	9,4	20	33,9	2,35	Convergence criterion (GCONV=1E-8) satisfied.	1,09	5,08	0,224	Algorithm converged.	0,052	0,395	1,65	Algorithm converged.	1,11	2,45	0,0278		0,61	Algorithm converged.	0,41	0,90
	Other	55	8,7	26	47,3	47	7,5	18	38,3	1,57	Convergence criterion (GCONV=1E-8) satisfied.	0,66	3,73	0,101	Algorithm converged.	-0,095	0,296	1,28	Algorithm converged.	0,79	2,10	0,3097		0,78	Algorithm converged.	0,48	1,27
	Unknown	26	4,1	10	38,5	15	2,4	5	33,3	1,51	Convergence criterion (GCONV=1E-8) satisfied.	0,32	7,05	*	WARNING: The relative Hessian convergence criterion of 0.0188827631 is greater than the limit of 0.0001. The convergence is questionable.			*	WARNING: The relative Hessian convergence criterion of 0.0013830077 is greater than the limit of 0.0001. The convergence is questionable.					*	WARNING: The relative Hessian convergence criterion of 0.0013830077 is greater than the limit of 0.0001. The convergence is questionable.		
Baseline HbA1c	<=8%	404	63,9	204	50,5	399	63,6	134	33,6	1,98	Convergence criterion (GCONV=1E-8) satisfied.	1,49	2,63	0,169	Algorithm converged.	0,102	0,236	1,50	Algorithm converged.	1,27	1,78	<.0001	0,9373	0,67	Algorithm converged.	0,56	0,79
	>8%	221	35,0	107	48,4	221	35,2	72	32,6	2,03	Convergence criterion (GCONV=1E-8) satisfied.	1,37	3,01	0,162	Algorithm converged.	0,073	0,252	1,47	Algorithm converged.	1,17	1,86	0,0004		0,68	Algorithm converged.	0,54	0,86
	Missing	7	1,1	6	85,7	5	0,8	3	60,0	>999.99	Convergence criterion (GCONV=1E-8) satisfied.	0,00	NE	*	ERROR: The mean parameter is either invalid or at a limit of its range for some observations.			*	WARNING: Negative of Hessian not positive definite.					*	WARNING: Negative of Hessian not positive definite.		
Prior IVT anti-VEGF therapy	Yes	133	21,0	65	48,9	137	21,9	42	30,7	2,15	Convergence criterion (GCONV=1E-8) satisfied.	1,31	3,53	0,181	Algorithm converged.	0,067	0,296	1,60	Algorithm converged.	1,18	2,16	0,0022	0,6390	0,63	Algorithm converged.	0,46	0,85
	No	499	79,0	252	50,5	488	77,8	167	34,2	1,96	Convergence criterion (GCONV=1E-8) satisfied.	1,51	2,53	0,163	Algorithm converged.	0,102	0,223	1,47	Algorithm converged.	1,27	1,71	<.0001		0,68	Algorithm converged.	0,58	0,79
Baseline DR severity	<47	365	57,8	175	47,9	360	57,4	108	30,0	2,14	Convergence criterion (GCONV=1E-8) satisfied.	1,58	2,91	0,178	Algorithm converged.	0,108	0,248	1,60	Algorithm converged.	1,32	1,94	<.0001	0,6459	0,62	Algorithm converged.	0,52	0,74
	47 - 53	198	31,3	105	53,0	208	33,2	78	37,5	1,82	Convergence criterion (GCONV=1E-8) satisfied.	1,22	2,72	0,146	Algorithm converged.	0,051	0,240	1,42	Algorithm converged.	1,15	1,76	0,0032		0,70	Algorithm converged.	0,57	0,87
	>53	58	9,2	32	55,2	38	6,1	15	39,5	2,27	Convergence criterion (GCONV=1E-8) satisfied.	0,92	5,63	0,171	Algorithm converged.	-0,034	0,375	1,47	Algorithm converged.	0,92	2,34	0,0712		0,68	Algorithm converged.	0,43	1,06
	Missing	11	1,7	5	45,5	19	3,0	8	42,1	0,84	Convergence criterion (GCONV=1E-8) satisfied.	0,13	5,44	0,017	Algorithm converged.	-0,386	0,419	0,99	Algorithm converged.	0,41	2,36	0,8578		1,01	Algorithm converged.	0,42	2,42
Baseline DR severity	<=53	563	89,1	280	49,7	568	90,8	186	32,7	2,03	Convergence criterion (GCONV=1E-8) satisfied.	1,60	2,59	0,170	Algorithm converged.	0,114	0,226	1,52	Algorithm converged.	1,32	1,76	<.0001	0,6517	0,66	Algorithm converged.	0,57	0,76
	>53	58	9,2	32	55,2	38	6,1	15	39,5	2,27	Convergence criterion (GCONV=1E-8) satisfied.	0,92	5,63	0,171	Algorithm converged.	-0,034	0,375	1,47	Algorithm converged.	0,92	2,34	0,0712		0,68	Algorithm converged.	0,43	1,06
	Missing	11	1,7	5	45,5	19	3,0	8	42,1	0,84	Convergence criterion (GCONV=1E-8) satisfied.	0,13	5,44	0,017	Algorithm converged.	-0,386	0,419	0,99	Algorithm converged.	0,41	2,36	0,8578		1,01	Algorithm converged.	0,42	2,42
Medical history: renal disease	Yes	63	10,0	32	50,8	45	7,2	20	44,4	*	NE			0,045	Algorithm converged.	-0,148	0,238	1,10	Algorithm converged.	0,73	1,66	0,5282	0,1984	0,91	Algorithm converged.	0,60	1,36
	No	569	90,0	285	50,1	580	92,5	189	32,6	2,06	Convergence criterion (GCONV=1E-8) satisfied.	1,62	2,62	0,174	Algorithm converged.	0,118	0,230	1,54	Algorithm converged.	1,33	1,77	<.0001		0,65	Algorithm converged.	0,56	0,75
Medical history: cardiac disease	Yes	511	80,9	252	49,3	498	79,4	169	33,9	1,89	Convergence criterion (GCONV=1E-8) satisfied.	1,47	2,44	0,153	Algorithm converged.	0,093	0,214	1,45	Algorithm converged.	1,25	1,69	<.0001	0,3850	0,69	Algorithm converged.	0,59	0,80
	No	121	19,1	65	53,7	127	20,3	40	31,5	2,32	Convergence criterion (GCONV=1E-8) satisfied.	1,35	3,98	0,208	Algorithm converged.	0,088	0,328	1,63	Algorithm converged.	1,20	2,21	0,0021		0,61	Algorithm converged.	0,45	0,83
Medical history: vascular disease	Yes	92	14,6	50	54,3	98	15,6	39	39,8	1,99	Convergence criterion (GCONV=1E-8) satisfied.	1,10	3,62	0,152	Algorithm converged.	0,010	0,294	1,42	Algorithm converged.	1,03	1,95	0,0230	0,5190	0,71	Algorithm converged.	0,51	0,97
	No	540	85,4	267	49,4	527	84,1	170	32,3	2,04	Convergence criterion (GCONV=1E-8) satisfied.	1,59	2,62	0,171	Algorithm converged.	0,113	0,230	1,53	Algorithm converged.	1,32	1,78	<.0001		0,65	Algorithm converged.	0,56	0,74
Study	Rhine	319	50,5	168	52,7	314	50,1	109	34,7	2,09	Convergence criterion (GCONV=1E-8) satisfied.	1,52	2,88	0,180	Algorithm converged.	0,104	0,256	1,52	Algorithm converged.	1,26	1,82	<.0001	0,8573	0,66	Algorithm converged.	0,55	0,79
	Yosemite	313	49,5	149	47,6	311	49,6	100	32,2	1,91	Convergence criterion (GCONV=1E-8) satisfied.	1,38	2,64	0,155	Algorithm converged.	0,079	0,230	1,48	Algorithm converged.	1,21	1,80	<.0001		0,68	Algorithm converged.	0,56	0,83

Test for interaction based on RR (Log-binomial regression)
* indicates convergence problem. Result is uninterpretable.
Only patients with at least one value are used for analysis. For stratification Asia and rest of the world regions are combined due to a small number of enrolled patients. The stratification factor is excluded if it is the subgroup. OR is computed by stratified analysis, RR and ARD by adjusted analysis.
Early Termination (ET) visit was mapped to closest regular visit.
Treatment policy strategy was applied to non-COVID-19 related and hypothetical strategy was applied to COVID-19 related intercurrent events. COVID-19 related intercurrent events are: Disc. of Treatment due to COVID-19, Prohibited Treatment/Therapy due to COVID-19, Missed Dose at Week 44,48 or 52 due to COVID-19 and COVID-19 Death.
Clinical cut-off: YOSEMITE 01NOV2021 and RHINE 28OCT2021

Program: root/clinical_studies/RO6867461/CDT70122/share/ACE_pool_DME_CSR_Final/prod/program/t_eff_resp.sas
Output: root/clinical_studies/RO6867461/CDT70122/share/ACE_pool_DME_CSR_Final/prod/output_bc/t_eff_resp_sg_str_SNOIRF_W56_PREST_ITBC_OCTNOV2021_DME.xls
26MAR2022 12:15

POPULATION: Intent-to-Treat Population B vs. C
ENDPOINT: Proportion of Patients with absence of intraretinal fluid (Study Eye) throughout the Entire Study
MODEL: Stratified Analysis by Study, Baseline BCVA ETDRS letter score, Prior IVT anti-VEGF therapy, Geographic region (combined)
STUDY: GR40349 & GR40398
Dichotomous Analysis (Efficacy)

		Faricimab (PTI) (N=632)				Aflibercept (N=627)				Faricimab (PTI) vs. Aflibercept															Aflibercept vs. Faricimab (PTI)			
		Patients		Patients with Event		Patients		Patients with Event		Odds Ratio					Absolute Risk Difference				Relative Risk						Relative Risk			
Name	Level	n	%	n	%	n	%	n	%	Odds Ratio		Convergence Reason	95% Lower CL	95% Upper CL	Absolute Risk	Convergence Reason	95% Lower CL	95% Upper CL	Relative Risk	Convergence Reason	95% Lower CL	95% Upper CL	p-value (Cochran-Mantel-Haenszel)	Interaction Test p-value (likelihood ratio)	Relative Risk	Convergence Reason	95% Lower CL	95% Upper CL
All	n/a	632	100,0	418	66,1	625	99,7	302	48,3	2,08		Convergence criterion (GCONV=1E-8) satisfied.	1,66	2,62	0,178	Algorithm converged.	0,124	0,232	1,37	Algorithm converged.	1,24	1,51	<.0001		0,73	Algorithm converged.	0,66	0,81
Study	Rhine	319	50,5	220	69,0	314	50,1	161	51,3	2,10		Convergence criterion (GCONV=1E-8) satisfied.	1,52	2,90	0,177	Algorithm converged.	0,102	0,252	1,35	Algorithm converged.	1,18	1,53	<.0001	0,7127	0,74	Algorithm converged.	0,65	0,85
	Yosemite	313	49,5	198	63,3	311	49,6	141	45,3	2,07		Convergence criterion (GCONV=1E-8) satisfied.	1,50	2,85	0,179	Algorithm converged.	0,102	0,256	1,40	Algorithm converged.	1,21	1,62	<.0001		0,72	Algorithm converged.	0,62	0,83

Test for interaction based on RR (Log-binomial regression)
* indicates convergence problem. Result is uninterpretable.
Only patients with at least one value are used for analysis. For stratification Asia and rest of the world regions are combined due to a small number of enrolled patients. The stratification factor is excluded if it is the subgroup. OR is computed by stratified analysis, RR and ARD by adjusted analysis.
Early Termination (ET) visit was mapped to closest regular visit.
Treatment policy strategy was applied to non-COVID-19 related and hypothetical strategy was applied to COVID-19 related intercurrent events. COVID-19 related intercurrent events are: Disc. of Treatment due to COVID-19, Prohibited Treatment/Therapy due to COVID-19, Missed Dose at Week 88,92 or 96 due to COVID-19 and COVID-19 Death.
Clinical cut-off: YOSEMITE 01NOV2021 and RHINE 28OCT2021

Program: root/clinical_studies/RO6867461/CDT70122/share/ACE_pool_DME_CSR_Final/prod/program/t_eff_resp.sas
Output: root/clinical_studies/RO6867461/CDT70122/share/ACE_pool_DME_CSR_Final/prod/output_bc/t_eff_resp_str_SNOIRF_PREST_ITBC_OCTNOV2021_DME.xls
26MAR2022 13:35

POPULATION: Intent-to-Treat Population B vs. C
ENDPOINT: Proportion of Patients with absence of intraretinal fluid (Study Eye) throughout the Entire Study
MODEL: Adjusted Analysis by Study, Baseline BCVA ETDRS letter score, Prior IVT anti-VEGF therapy, Geographic region
STUDY: GR40349 & GR40398
Forest Plot of Relative Risk

Study	Total n	Aflibercept (N=627) n	Aflibercept (N=627) n Responder	Faricimab (PTI) (N=632) n	Faricimab (PTI) (N=632) n Responder	Relative Risk	95% CI
All Patients	1257	625	302	632	418	1.37	(1.24, 1.51)
Study							
Rhine	633	314	161	319	220	1.35	(1.18, 1.53)
Yosemite	624	311	141	313	198	1.40	(1.21, 1.62)

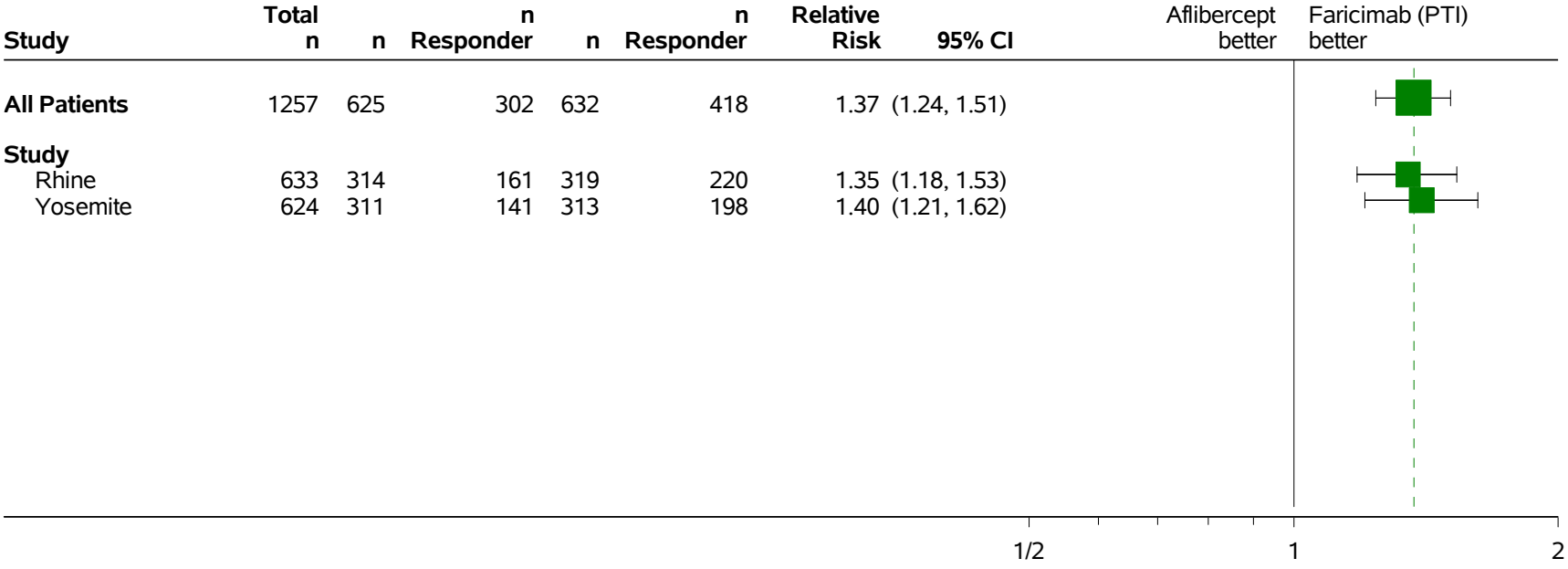

Only patients with at least one value are used for analysis. For adjustment Asia and rest of the world regions are combined due to a small number of enrolled patients.
The adjustment factor is excluded if it is the subgroup.
Early Termination (ET) visit was mapped to closest regular visit.
Treatment policy strategy was applied to non-COVID-19 related and hypothetical strategy was applied to COVID-19 related intercurrent events. COVID-19 related intercurrent events are:
Disc. of Treatment due to COVID-19, Prohibited Treatment/Therapy due to COVID-19, Missed Dose at Week 88,92 or 96 due to COVID-19 and COVID-19 Death.
Clinical cut-off: YOSEMITE 01NOV2021 and RHINE 28OCT2021
Program: root/clinical_studies/RO6867461/CDT70122/share/ACE_pool_DME_Base/prod/program/g_forest_rr.sas
Output: root/clinical_studies/RO6867461/CDT70122/share/ACE_pool_DME_CSR_Final/prod/output_bc/g_forest_rr_str_SNOIRF_PREST_ITBC_OCTNOV2021_DME.pdf 06OCT2022 17:53

POPULATION: Intent-to-Treat Population B vs. C
ENDPOINT: Proportion of Patients with absence of intraretinal fluid (Study Eye) throughout the Entire Study
MODEL: Stratified Analysis by Study, Baseline BCVA ETDRS letter score, Prior IVT anti-VEGF therapy, Geographic region
STUDY: GR40349 & GR40398
Forest Plot of Odds Ratio

Study	Total n	Aflibercept (N=627) n	Aflibercept (N=627) n Responder	Faricimab (PTI) (N=632) n	Faricimab (PTI) (N=632) n Responder	Odds Ratio	95% CI
All Patients	1257	625	302	632	418	2.08	(1.66, 2.62)
Study							
Rhine	633	314	161	319	220	2.10	(1.52, 2.90)
Yosemite	624	311	141	313	198	2.07	(1.50, 2.85)

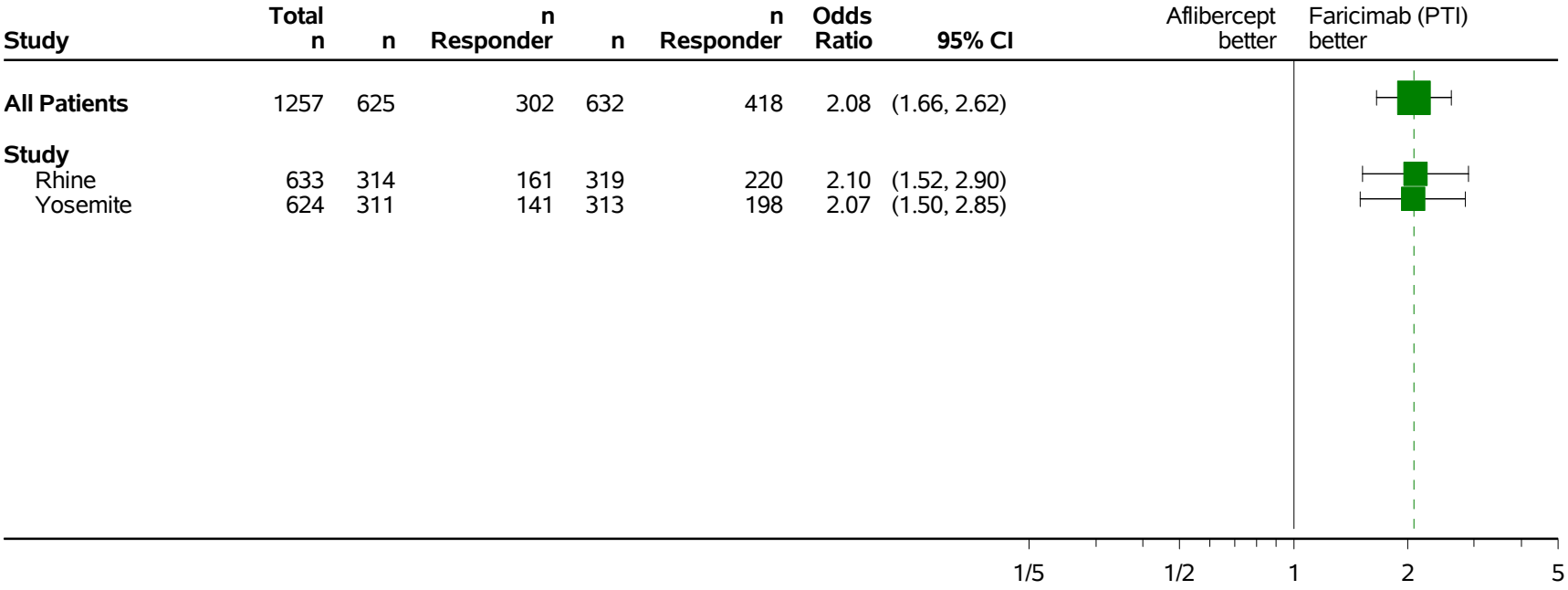

Only patients with at least one value are used for analysis. For stratification Asia and rest of the world regions are combined due to a small number of enrolled patients.
Early Termination (ET) visit was mapped to closest regular visit.
Treatment policy strategy was applied to non-COVID-19 related and hypothetical strategy was applied to COVID-19 related intercurrent events. COVID-19 related intercurrent events are:
Disc. of Treatment due to COVID-19, Prohibited Treatment/Therapy due to COVID-19, Missed Dose at Week 88,92 or 96 due to COVID-19 and COVID-19 Death.
Clinical cut-off: YOSEMITE 01NOV2021 and RHINE 28OCT2021
Program: root/clinical_studies/RO6867461/CDT70122/share/ACE_pool_DME_Base/prod/program/g_forest_or.sas
Output: root/clinical_studies/RO6867461/CDT70122/share/ACE_pool_DME_CSR_Final/prod/output_bc/g_forest_or_str_SNOIRF_PREST_ITBC_OCTNOV2021_DME.pdf 30SEP2022 12:36

POPULATION: Intent-to-Treat Population B vs. C
ENDPOINT: Proportion of Patients with absence of intraretinal fluid (Study Eye) throughout the Entire Study
MODEL: Stratified Analysis by Study, Baseline BCVA ETDRS letter score, Prior IVT anti-VEGF therapy, Geographic region (combined)
STUDY: GR40349 & GR40398
Dichotomous Analysis by Subgroups (Efficacy)

		Faricimab (PTI) (N=632)				Aflibercept (N=627)				Faricimab (PTI) vs. Aflibercept														Aflibercept vs. Faricimab (PTI)			
		Patients		Patients with Event		Patients		Patients with Event		Odds Ratio				Absolute Risk Difference						Relative Risk						Relative Risk			
Name	Level	n	%	n	%	n	%	n	%	Odds Ratio	Convergence Reason	95% Lower CL	95% Upper CL	Absolute Risk	Convergence Reason	95% Lower CL	95% Upper CL	Relative Risk	Convergence Reason	95% Lower CL	95% Upper CL	p-value (Cochran-Mantel Haenszel)	Interaction Test p-value (likelihood ratio)	Relative Risk	Convergence Reason	95% Lower CL	95% Upper CL
All	n/a	632	100,0	418	66,1	625	99,7	302	48,3	2,08	Convergence criterion (GCONV=1E-8) satisfied.	1,66	2,62	0,178	Algorithm converged.	0,124	0,232	1,37	Algorithm converged.	1,24	1,51	<.0001		0,73	Algorithm converged.	0,66	0,81
Sex	Male	396	62,7	257	64,9	363	57,9	173	47,7	2,05	Convergence criterion (GCONV=1E-8) satisfied.	1,53	2,75	0,174	Algorithm converged.	0,105	0,243	1,36	Algorithm converged.	1,20	1,55	<.0001	0,8979	0,73	Algorithm converged.	0,64	0,83
	Female	236	37,3	161	68,2	262	41,8	129	49,2	2,13	Convergence criterion (GCONV=1E-8) satisfied.	1,48	3,07	0,190	Algorithm converged.	0,106	0,275	1,39	Algorithm converged.	1,20	1,62	<.0001		0,72	Algorithm converged.	0,62	0,83
Age	< 65 years	352	55,7	228	64,8	362	57,7	165	45,6	2,14	Convergence criterion (GCONV=1E-8) satisfied.	1,58	2,90	0,187	Algorithm converged.	0,115	0,258	1,40	Algorithm converged.	1,23	1,61	<.0001	0,4841	0,71	Algorithm converged.	0,62	0,82
	>= 65 years	280	44,3	190	67,9	263	41,9	137	52,1	1,90	Convergence criterion (GCONV=1E-8) satisfied.	1,34	2,70	0,156	Algorithm converged.	0,074	0,237	1,30	Algorithm converged.	1,13	1,50	0,0003		0,77	Algorithm converged.	0,67	0,89
Age	< 75 years	577	91,3	378	65,5	570	90,9	274	48,1	2,05	Convergence criterion (GCONV=1E-8) satisfied.	1,61	2,60	0,174	Algorithm converged.	0,118	0,231	1,36	Algorithm converged.	1,23	1,51	<.0001	0,7132	0,73	Algorithm converged.	0,66	0,81
	>= 75 years	55	8,7	40	72,7	55	8,8	28	50,9	2,48	Convergence criterion (GCONV=1E-8) satisfied.	1,07	5,75	0,227	Algorithm converged.	0,053	0,401	1,44	Algorithm converged.	1,06	1,94	0,0312		0,70	Algorithm converged.	0,52	0,94
Baseline BCVA ETDRS letter score	< 64 letters	281	44,5	182	64,8	284	45,3	134	47,2	2,04	Convergence criterion (GCONV=1E-8) satisfied.	1,46	2,86	0,174	Algorithm converged.	0,094	0,254	1,36	Algorithm converged.	1,18	1,58	<.0001	0,9333	0,73	Algorithm converged.	0,63	0,85
	>= 64 letters	349	55,2	235	67,3	341	54,4	168	49,3	2,13	Convergence criterion (GCONV=1E-8) satisfied.	1,56	2,90	0,181	Algorithm converged.	0,109	0,253	1,37	Algorithm converged.	1,20	1,56	<.0001		0,73	Algorithm converged.	0,64	0,83
	Missing	2	0,3	1	50,0	0	0,0	0	0,0	NE		NE	NE	NE	NE	NE	NE	NE	NE	NE	NE	NE		NE	NE	NE	NE
Geographic region	Europe	219	34,7	147	67,1	218	34,8	105	48,2	2,22	Convergence criterion (GCONV=1E-8) satisfied.	1,51	3,27	0,194	Algorithm converged.	0,103	0,284	1,40	Algorithm converged.	1,19	1,65	<.0001	0,9689	0,72	Algorithm converged.	0,61	0,84
	America	344	54,4	221	64,2	339	54,1	161	47,5	2,00	Convergence criterion (GCONV=1E-8) satisfied.	1,47	2,73	0,168	Algorithm converged.	0,095	0,241	1,34	Algorithm converged.	1,17	1,54	<.0001		0,75	Algorithm converged.	0,65	0,85
	Asia Pacific (inc. Australia)	69	10,9	50	72,5	68	10,8	36	52,9	2,10	Convergence criterion (GCONV=1E-8) satisfied.	1,02	4,32	0,171	Algorithm converged.	0,012	0,331	1,34	Algorithm converged.	1,02	1,76	0,0428		0,75	Algorithm converged.	0,57	0,98
Race/ethnicity	White	489	77,4	327	66,9	504	80,4	239	47,4	2,23	Convergence criterion (GCONV=1E-8) satisfied.	1,74	2,90	0,194	Algorithm converged.	0,134	0,255	1,41	Algorithm converged.	1,26	1,57	<.0001	0,5523	0,71	Algorithm converged.	0,64	0,79
	Asian	62	9,8	44	71,0	59	9,4	30	50,8	2,17	Convergence criterion (GCONV=1E-8) satisfied.	0,99	4,79	0,192	Algorithm converged.	0,028	0,356	1,39	Algorithm converged.	1,05	1,84	0,0515		0,72	Algorithm converged.	0,54	0,95
	Other	55	8,7	32	58,2	47	7,5	24	51,1	1,53	Convergence criterion (GCONV=1E-8) satisfied.	0,65	3,56	0,078	Algorithm converged.	-0,123	0,280	1,12	Algorithm converged.	0,76	1,65	0,3265		0,89	Algorithm converged.	0,61	1,31
	Unknown	26	4,1	15	57,7	15	2,4	9	60,0	1,80	Convergence criterion (GCONV=1E-8) satisfied.	0,37	6,84		* WARNING: The relative Hessian convergence criterion of 0.0019770735 is greater than the limit of 0.0001. The convergence is questionable.				* WARNING: The relative Hessian convergence criterion of 0.1056976247 is greater than the limit of 0.0001. The convergence is questionable.						* WARNING: The relative Hessian convergence criterion of 0.1056976247 is greater than the limit of 0.0001. The convergence is questionable.		
Baseline HbA1c	<=8%	404	63,9	269	66,6	399	63,6	198	49,6	1,97	Convergence criterion (GCONV=1E-8) satisfied.	1,48	2,62	0,169	Algorithm converged.	0,101	0,236	1,34	Algorithm converged.	1,19	1,51	<.0001	0,5845	0,75	Algorithm converged.	0,66	0,84
	>8%	221	35,0	143	64,7	221	35,2	101	45,7	2,25	Convergence criterion (GCONV=1E-8) satisfied.	1,53	3,32	0,193	Algorithm converged.	0,103	0,284	1,43	Algorithm converged.	1,20	1,69	<.0001		0,70	Algorithm converged.	0,59	0,83
	Missing	7	1,1	6	85,7	3	0,8	3	60,0	>999.99	Convergence criterion (GCONV=1E-8) satisfied.	0,00	NE		* ERROR: The mean parameter is either invalid or at a limit of its range for some observations.				* WARNING: Negative of Hessian not positive definite.						* WARNING: Negative of Hessian not positive definite.		
Prior IVT anti-VEGF therapy	Yes	133	21,0	88	66,2	137	21,9	61	44,5	2,43	Convergence criterion (GCONV=1E-8) satisfied.	1,48	3,97	0,220	Algorithm converged.	0,105	0,334	1,50	Algorithm converged.	1,21	1,87	0,0004	0,4049	0,67	Algorithm converged.	0,53	0,83
	No	499	79,0	330	66,1	488	77,8	241	49,4	2,00	Convergence criterion (GCONV=1E-8) satisfied.	1,55	2,59	0,167	Algorithm converged.	0,107	0,228	1,34	Algorithm converged.	1,20	1,49	<.0001		0,75	Algorithm converged.	0,67	0,83
Baseline DR severity	<47	365	57,8	242	66,3	360	57,4	162	45,0	2,43	Convergence criterion (GCONV=1E-8) satisfied.	1,80	3,29	0,215	Algorithm converged.	0,144	0,285	1,48	Algorithm converged.	1,29	1,69	<.0001	0,2653	0,68	Algorithm converged.	0,59	0,77
	47 - 53	198	31,3	129	65,2	208	33,2	107	51,4	1,72	Convergence criterion (GCONV=1E-8) satisfied.	1,15	2,58	0,135	Algorithm converged.	0,061	0,229	1,27	Algorithm converged.	1,07	1,49	0,0079		0,79	Algorithm converged.	0,67	0,93
	>53	58	9,2	40	69,0	38	6,1	21	55,3	1,91	Convergence criterion (GCONV=1E-8) satisfied.	0,74	4,98	0,129	Algorithm converged.	-0,071	0,329		* WARNING: The relative Hessian convergence criterion of 0.0053423103 is greater than the limit of 0.0001. The convergence is questionable.						* WARNING: The relative Hessian convergence criterion of 0.0053423103 is greater than the limit of 0.0001. The convergence is questionable.		
	Missing	11	1,7	7	63,6	19	3,0	12	63,2	0,85	Convergence criterion (GCONV=1E-8) satisfied.	0,11	6,67	-0,115	Algorithm converged.	-0,487	0,258		* WARNING: The relative Hessian convergence criterion of 0.5711525224 is greater than the limit of 0.0001. The convergence is questionable.						* WARNING: The relative Hessian convergence criterion of 0.5711525224 is greater than the limit of 0.0001. The convergence is questionable.		
Baseline DR severity	<=53	563	89,1	371	65,9	568	90,6	269	47,4	2,16	Convergence criterion (GCONV=1E-8) satisfied.	1,70	2,75	0,187	Algorithm converged.	0,130	0,243	1,40	Algorithm converged.	1,26	1,55	<.0001	0,4125	0,72	Algorithm converged.	0,64	0,79
	>53	58	9,2	40	69,0	38	6,1	21	55,3	1,91	Convergence criterion (GCONV=1E-8) satisfied.	0,74	4,98	0,129	Algorithm converged.	-0,071	0,329		* WARNING: The relative Hessian convergence criterion of 0.0053423103 is greater than the limit of 0.0001. The convergence is questionable.						* WARNING: The relative Hessian convergence criterion of 0.0053423103 is greater than the limit of 0.0001. The convergence is questionable.		
	Missing	11	1,7	7	63,6	19	3,0	12	63,2	0,85	Convergence criterion (GCONV=1E-8) satisfied.	0,11	6,67	-0,115	Algorithm converged.	-0,487	0,258		* WARNING: The relative Hessian convergence criterion of 0.5711525224 is greater than the limit of 0.0001. The convergence is questionable.						* WARNING: The relative Hessian convergence criterion of 0.5711525224 is greater than the limit of 0.0001. The convergence is questionable.		
Medical history: renal disease	Yes	63	10,0	40	63,5	45	7,2	22	48,9	1,74	Convergence criterion (GCONV=1E-8) satisfied.	0,76	3,99	0,128	Algorithm converged.	-0,060	0,316	1,27	Algorithm converged.	0,90	1,78	0,1912	0,7510	0,79	Algorithm converged.	0,56	1,11
	No	569	90,0	378	66,4	580	92,5	280	48,3	2,11	Convergence criterion (GCONV=1E-8) satisfied.	1,66	2,67	0,181	Algorithm converged.	0,125	0,237	1,37	Algorithm converged.	1,24	1,52	<.0001		0,73	Algorithm converged.	0,66	0,81
Medical history: cardiac disease	Yes	511	80,9	335	65,6	498	79,4	243	48,8	1,98	Convergence criterion (GCONV=1E-8) satisfied.	1,54	2,55	0,168	Algorithm converged.	0,108	0,228	1,34	Algorithm converged.	1,20	1,50	<.0001	0,4241	0,74	Algorithm converged.	0,67	0,83
	No	121	19,1	83	68,6	127	20,3	59	46,5	2,60	Convergence criterion (GCONV=1E-8) satisfied.	1,50	4,52	0,220	Algorithm converged.	0,102	0,338	1,49	Algorithm converged.	1,20	1,85	0,0005		0,67	Algorithm converged.	0,54	0,84
Medical history: vascular disease	Yes	92	14,6	64	69,6	98	15,6	54	55,1	2,00	Convergence criterion (GCONV=1E-8) satisfied.	1,08	3,70	0,141	Algorithm converged.	0,003	0,278	1,25	Algorithm converged.	0,99	1,57	0,0265	0,4263	0,80	Algorithm converged.	0,64	1,01
	No	540	85,4	354	65,6	527	84,1	248	47,1	2,14	Convergence criterion (GCONV=1E-8) satisfied.	1,67	2,74	0,185	Algorithm converged.	0,127	0,243	1,39	Algorithm converged.	1,25	1,55	<.0001		0,72	Algorithm converged.	0,64	0,80
Study	Rhine	319	50,5	220	69,0	314	50,1	161	51,3	2,10	Convergence criterion (GCONV=1E-8) satisfied.	1,52	2,90	0,177	Algorithm converged.	0,102	0,252	1,35	Algorithm converged.	1,18	1,53	<.0001	0,7127	0,74	Algorithm converged.	0,65	0,85
	Yosemite	313	49,5	198	63,3	313	49,6	141	45,3	2,07	Convergence criterion (GCONV=1E-8) satisfied.	1,50	2,85	0,179	Algorithm converged.	0,102	0,256	1,40	Algorithm converged.	1,21	1,62	<.0001		0,72	Algorithm converged.	0,62	0,83

Test for interaction based on RR (Log-binomial regression)
* indicates convergence problem. Result is uninterpretable.
Only patients with at least one value are used for analysis. For stratification Asia and rest of the world regions are combined due to a small number of enrolled patients. The stratification factor is excluded if it is the subgroup. OR is computed by stratified analysis, RR and ARD by adjusted analysis.
Early Termination (ET) visit was mapped to closest regular visit.
Treatment policy strategy was applied to non-COVID-19 related and hypothetical strategy was applied to COVID-19 related intercurrent events. COVID-19 related intercurrent events are: Disc. of Treatment due to COVID-19, Prohibited Treatment/Therapy due to COVID-19, Missed Dose at Week 88,92 or 96 due to COVID-19 and COVID-19 Death.
Clinical cut-off: YOSEMITE 01NOV2021 and RHINE 28OCT2021

Program: root/clinical_studies/RO6867461/CDT70122/share/ACE_pool_DME_CSR_Final/prod/program/t_eff_resp.sas
Output: root/clinical_studies/RO6867461/CDT70122/share/ACE_pool_DME_CSR_Final/prod/output_bc/t_eff_resp_sg_str_SNOIRF_PREST_ITBC_OCTNOV2021_DME.xls
26MAR2022 12:24

POPULATION: Intent-to-Treat Population B vs. C
ENDPOINT: NEI VFQ-25 Composite score throughout the Entire Study
STUDY: GR40349 & GR40398
All; n/a (N=1259)

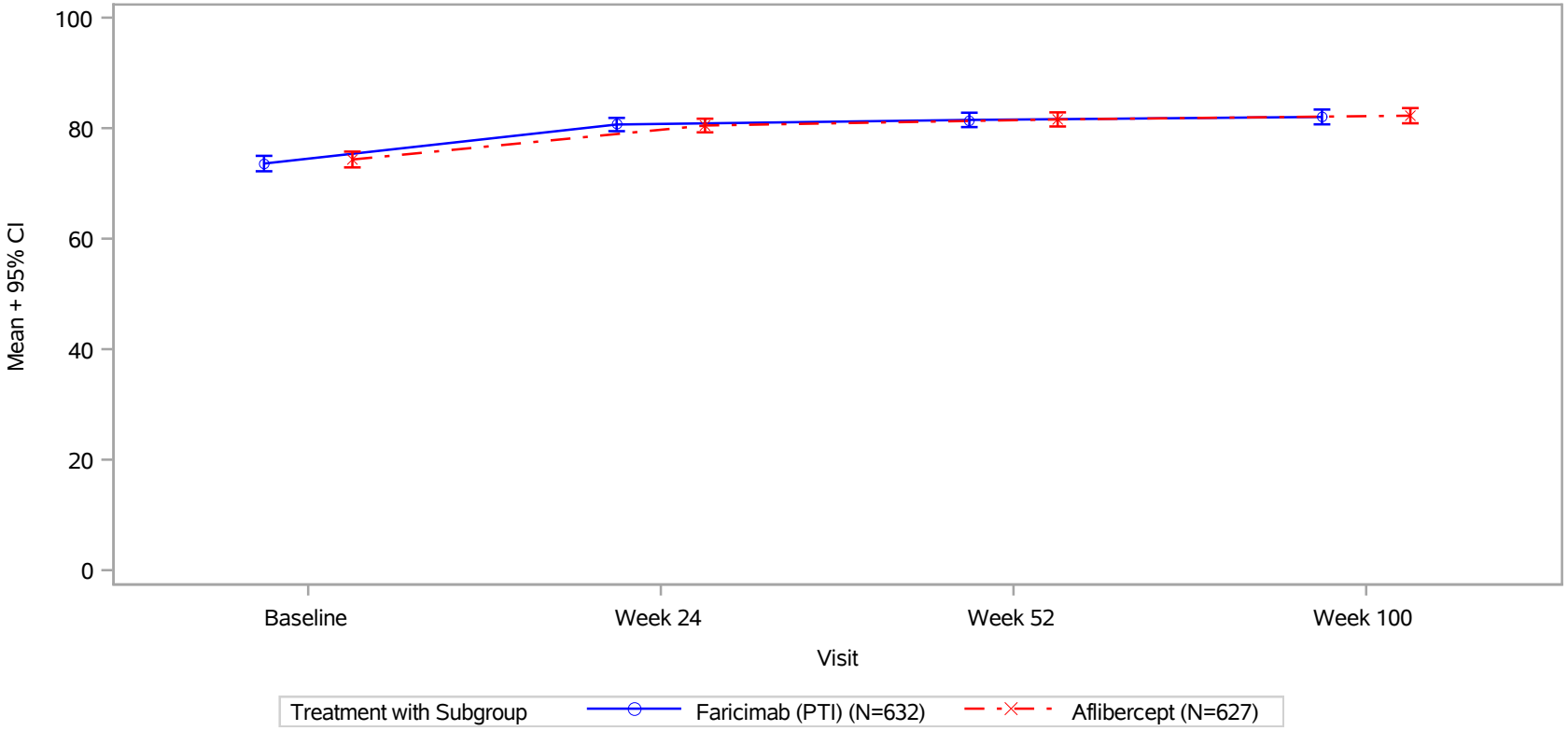

Early Termination (ET) visit was mapped to closest regular visit.
Treatment policy strategy was applied to non-COVID-19 related and hypothetical strategy was applied to COVID-19 related intercurrent events.
COVID-19 related intercurrent events are: Disc. of Treatment due to COVID-19, Prohibited Treatment/Therapy due to COVID-19, Missed Dose at Week 88,92 or 96 due to COVID-19 and COVID-19 Death.
Clinical cut-off: YOSEMITE 01NOV2021 and RHINE 28OCT2021

Program: ..al_studies/RO6867461/CDT70122/share/ACE_pool_DME_Base/prod/program/g_mean_plot.sas
Output: ..ool_DME_CSR_Final/prod/output_bc/g_mean_plot_QBCSCORE_PREST_ITBC_OCTNOV2021_DME.pdf
25MAR2022 21:12

POPULATION: Intent-to-Treat Population B vs. C
ENDPOINT: NEI VFQ-25 Composite score throughout the Entire Study
STUDY: GR40349 & GR40398
Study; Rhine (N=634)

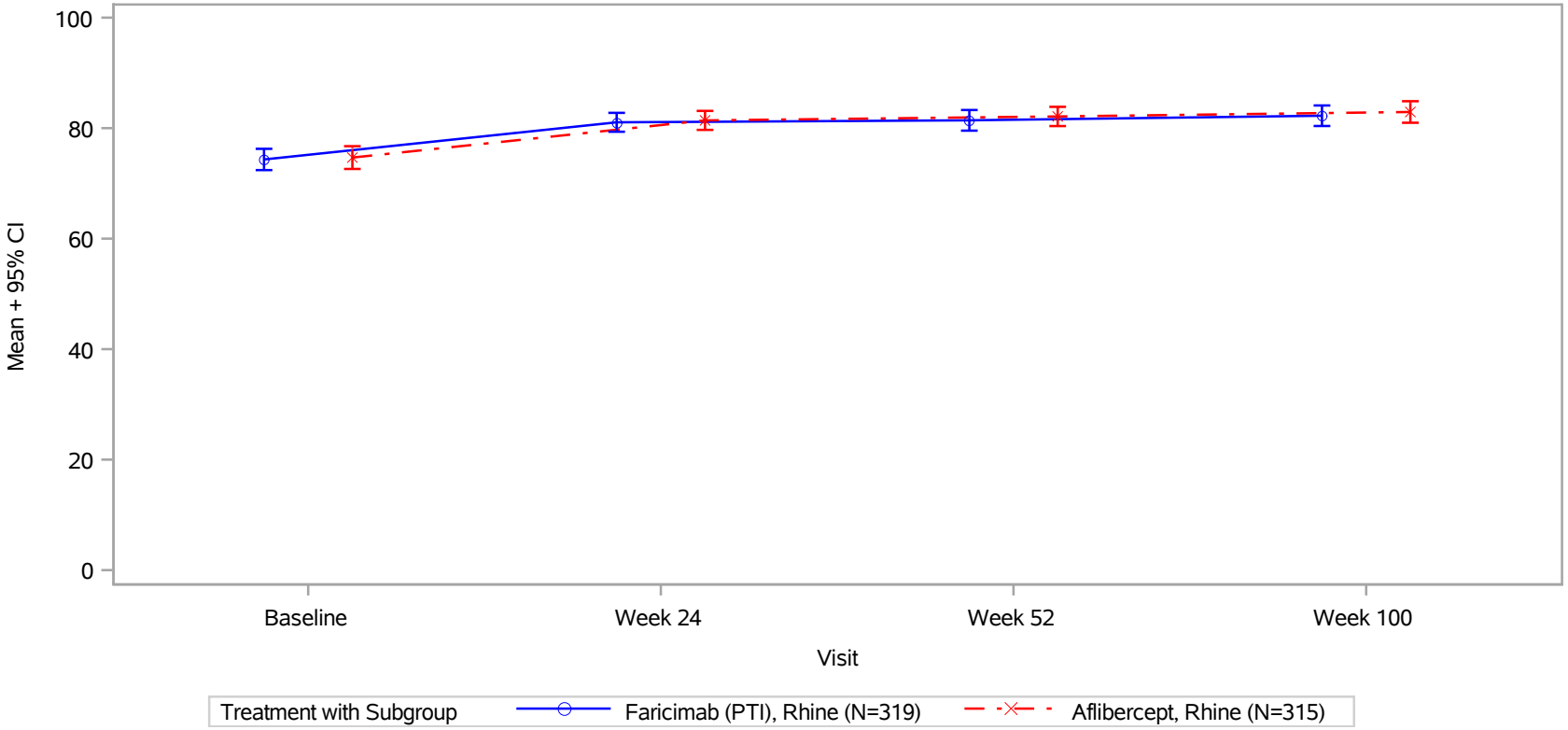

Early Termination (ET) visit was mapped to closest regular visit.
Treatment policy strategy was applied to non-COVID-19 related and hypothetical strategy was applied to COVID-19 related intercurrent events.
COVID-19 related intercurrent events are: Disc. of Treatment due to COVID-19, Prohibited Treatment/Therapy due to COVID-19, Missed Dose at Week 88,92 or 96 due to COVID-19 and COVID-19 Death.
Clinical cut-off: YOSEMITE 01NOV2021 and RHINE 28OCT2021

Program: ..al_studies/RO6867461/CDT70122/share/ACE_pool_DME_Base/prod/program/g_mean_plot.sas
Output: ..ool_DME_CSR_Final/prod/output_bc/g_mean_plot_QBCSCORE_PREST_ITBC_OCTNOV2021_DME.pdf
25MAR2022 21:12

POPULATION: Intent-to-Treat Population B vs. C
ENDPOINT: NEI VFQ-25 Composite score throughout the Entire Study
STUDY: GR40349 & GR40398
Study; Yosemite (N=625)

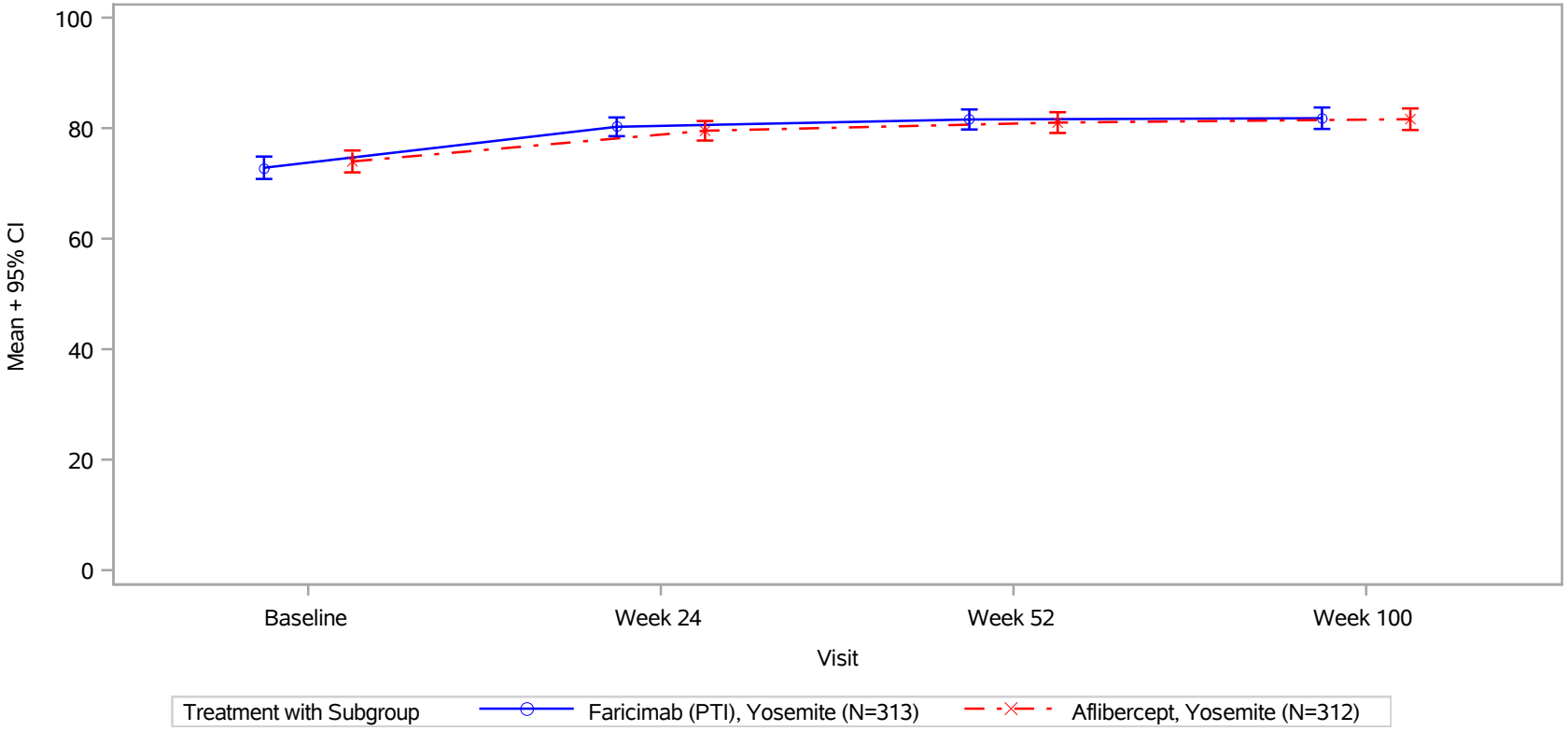

Early Termination (ET) visit was mapped to closest regular visit.
Treatment policy strategy was applied to non-COVID-19 related and hypothetical strategy was applied to COVID-19 related intercurrent events.
COVID-19 related intercurrent events are: Disc. of Treatment due to COVID-19, Prohibited Treatment/Therapy due to COVID-19, Missed Dose at Week 88,92 or 96 due to COVID-19 and COVID-19 Death.
Clinical cut-off: YOSEMITE 01NOV2021 and RHINE 28OCT2021

Program: ..al_studies/RO6867461/CDT70122/share/ACE_pool_DME_Base/prod/program/g_mean_plot.sas
Output: ..ool_DME_CSR_Final/prod/output_bc/g_mean_plot_QBCSCORE_PREST_ITBC_OCTNOV2021_DME.pdf
25MAR2022 21:12

POPULATION: Intent-to-Treat Population B vs. C
ENDPOINT: NEI VFQ-25 Composite score throughout the Entire Study
MODEL: --
STUDY: GR40349 & GR40398
Compliance/Mean

		Faricimab (PTI) (N=632)						Aflibercept (N=627)					
		Patients				Statistics		Patients				Statistics	
Name Visit	Level	in study[1]	%	with value[1]	%	Mean[2]	SD(Mean)	in study[1]	%	with value[1]	%	Mean[2]	SD(Mean)
All													
Baseline	n/a	632	100,0	629	99,5	73,59	17,81	627	100,0	621	99,0	74,33	18,11
Week 24	n/a	632	100,0	609	96,4	80,66	15,10	625	99,7	595	95,2	80,48	15,30
Week 52	n/a	609	96,4	552	90,6	81,49	15,55	603	96,2	523	86,7	81,58	14,84
Week 100	n/a	579	91,6	529	91,4	82,03	15,67	569	90,7	483	84,9	82,26	15,40
Study													
Baseline	Rhine	319	100,0	319	100,0	74,33	17,47	315	100,0	313	99,4	74,67	18,54
Week 24	Rhine	319	100,0	309	96,9	81,06	15,29	314	99,7	302	96,2	81,40	15,20
Week 52	Rhine	312	97,8	284	91,0	81,41	16,01	304	96,5	270	88,8	82,11	14,52
Week 100	Rhine	301	94,4	271	90,0	82,25	15,53	287	91,1	235	81,9	82,93	15,18
Baseline	Yosemite	313	100,0	310	99,0	72,83	18,15	312	100,0	308	98,7	73,97	17,70
Week 24	Yosemite	313	100,0	300	95,8	80,25	14,93	311	99,7	293	94,2	79,53	15,38
Week 52	Yosemite	297	94,9	268	90,2	81,57	15,08	299	95,8	253	84,6	81,01	15,18
Week 100	Yosemite	278	88,8	258	92,8	81,80	15,85	282	90,4	248	87,9	81,62	15,60

[1] in study: number of subjects in study at respective visit; % based on baseline
with value: number of subjects in study and with value at respective visit - used for the calculation of the mean and SD; % based on patients in study at respective visit
[2] mean: descriptive statistics - absolute values
Treatment policy strategy was applied to non-COVID-19 related and hypothetical strategy was applied to COVID-19 related intercurrent events.
COVID-19 related intercurrent events are: Disc. of Treatment due to COVID-19, Prohibited Treatment/Therapy due to COVID-19, Missed Dose at Week 88,92 or 96 due to COVID-19 and COVID-19 Death.
Early Termination (ET) visit was mapped to closest regular visit. Clinical cut-off: YOSEMITE 01NOV2021 and RHINE 28OCT2021

Program: root/clinical_studies/RO6867461/CDT70122/share/ACE_pool_DME_Base/prod/program/t_eff_mean.sas
Output: root/clinical_studies/RO6867461/CDT70122/share/ACE_pool_DME_CSR_Final/prod/output_bc/t_eff_mean_QBCSCORE_PREST_ITBC_OCTNOV2021_DME.xls
25MAR2022 19:04

POPULATION: Intent-to-Treat Population B vs. C
ENDPOINT: NEI VFQ-25 Composite score throughout the Entire Study
STUDY: GR40349 & GR40398
Forest Plot of Mean Difference
Baseline

Study	Total n (with value)	Aflibercept (N=627) n (with value)	Aflibercept (N=627) Mean	Faricimab (PTI) (N=632) n (with value)	Faricimab (PTI) (N=632) Mean	Mean Difference	95% CI
All Patients	1250	621	74.3	629	73.6	-0.7	(-2.7, 1.3)
Study							
Rhine	632	313	74.7	319	74.3	-0.3	(-3.2, 2.5)
Yosemite	618	308	74.0	310	72.8	-1.1	(-4.0, 1.7)

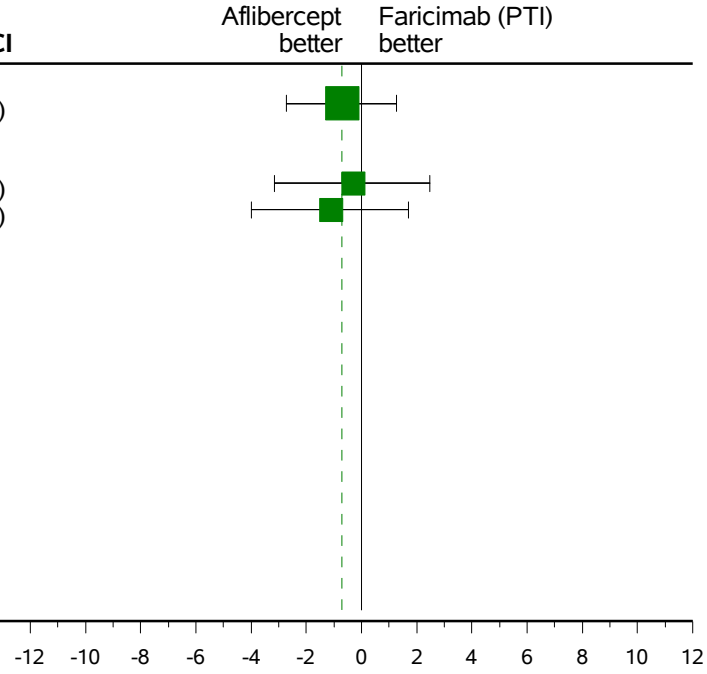

Early Termination (ET) visit was mapped to closest regular visit.
Treatment policy strategy was applied to non-COVID-19 related and hypothetical strategy was applied to COVID-19 related intercurrent events.
COVID-19 related intercurrent events are: Disc. of Treatment due to COVID-19, Prohibited Treatment/Therapy due to COVID-19, Missed Dose at Week 88,92 or 96 due to COVID-19 and COVID-19 Death.
Clinical cut-off: YOSEMITE 01NOV2021 and RHINE 28OCT2021
Program: root/clinical_studies/RO6867461/CDT70122/share/ACE_pool_DME_Base/prod/program/g_forest_md.sas
Output: root/clinical_studies/RO6867461/CDT70122/share/ACE_pool_DME_CSR_Final/prod/output_bc/g_forest_md_QBCSCORE_PREST_ITBC_OCTNOV2021_DME.pdf 05OCT2022 15:46

POPULATION: Intent-to-Treat Population B vs. C
ENDPOINT: NEI VFQ-25 Composite score throughout the Entire Study
STUDY: GR40349 & GR40398
Forest Plot of Mean Difference
Week 24

Study	Total n (with value)	Aflibercept (N=627) n (with value)	Aflibercept (N=627) Mean	Faricimab (PTI) (N=632) n (with value)	Faricimab (PTI) (N=632) Mean	Mean Difference	95% CI
All Patients	1204	595	80.5	609	80.7	0.2	(-1.5, 1.9)
Study							
Rhine	611	302	81.4	309	81.1	-0.3	(-2.8, 2.1)
Yosemite	593	293	79.5	300	80.2	0.7	(-1.7, 3.2)

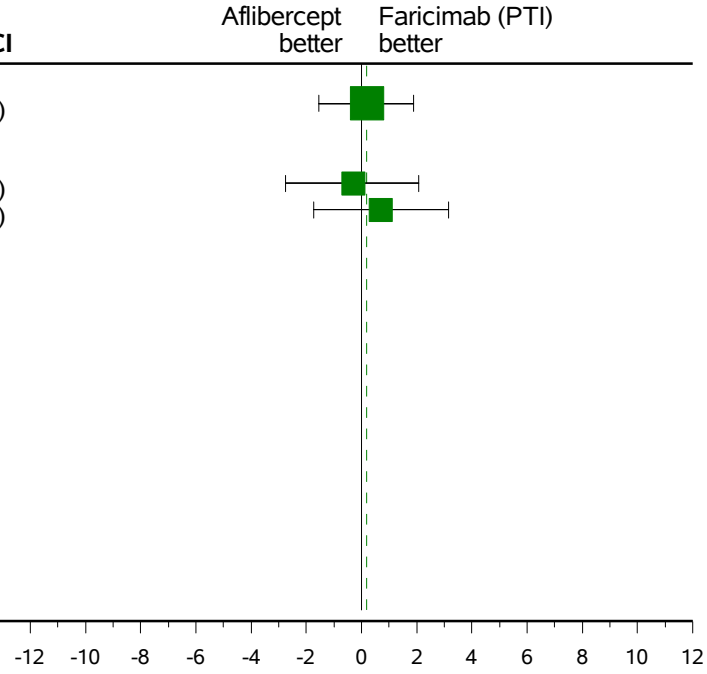

Early Termination (ET) visit was mapped to closest regular visit.
Treatment policy strategy was applied to non-COVID-19 related and hypothetical strategy was applied to COVID-19 related intercurrent events.
COVID-19 related intercurrent events are: Disc. of Treatment due to COVID-19, Prohibited Treatment/Therapy due to COVID-19, Missed Dose at Week 88,92 or 96 due to COVID-19 and COVID-19 Death.
Clinical cut-off: YOSEMITE 01NOV2021 and RHINE 28OCT2021
Program: root/clinical_studies/RO6867461/CDT70122/share/ACE_pool_DME_Base/prod/program/g_forest_md.sas
Output: root/clinical_studies/RO6867461/CDT70122/share/ACE_pool_DME_CSR_Final/prod/output_bc/g_forest_md_QBCSCORE_PREST_ITBC_OCTNOV2021_DME.pdf 05OCT2022 15:46

POPULATION: Intent-to-Treat Population B vs. C
ENDPOINT: NEI VFQ-25 Composite score throughout the Entire Study
STUDY: GR40349 & GR40398
Forest Plot of Mean Difference
Week 52

Study	Total n (with value)	Aflibercept (N=627) n (with value)	Aflibercept (N=627) Mean	Faricimab (PTI) (N=632) n (with value)	Faricimab (PTI) (N=632) Mean	Mean Difference	95% CI
All Patients	1075	523	81.6	552	81.5	-0.1	(-1.9, 1.7)
Study							
Rhine	554	270	82.1	284	81.4	-0.7	(-3.3, 1.9)
Yosemite	521	253	81.0	268	81.6	0.6	(-2.0, 3.2)

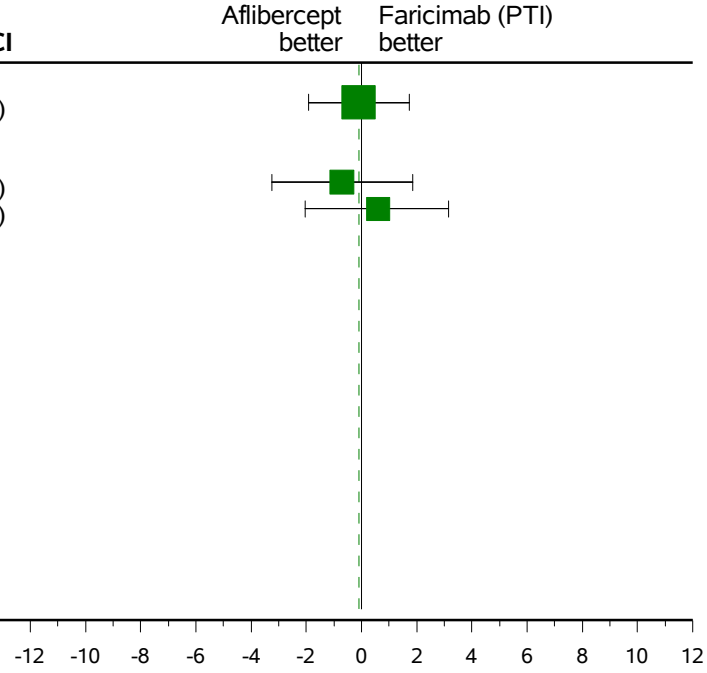

Early Termination (ET) visit was mapped to closest regular visit.
Treatment policy strategy was applied to non-COVID-19 related and hypothetical strategy was applied to COVID-19 related intercurrent events.
COVID-19 related intercurrent events are: Disc. of Treatment due to COVID-19, Prohibited Treatment/Therapy due to COVID-19, Missed Dose at Week 88,92 or 96 due to COVID-19 and COVID-19 Death.
Clinical cut-off: YOSEMITE 01NOV2021 and RHINE 28OCT2021
Program: root/clinical_studies/RO6867461/CDT70122/share/ACE_pool_DME_Base/prod/program/g_forest_md.sas
Output: root/clinical_studies/RO6867461/CDT70122/share/ACE_pool_DME_CSR_Final/prod/output_bc/g_forest_md_QBCSCORE_PREST_ITBC_OCTNOV2021_DME.pdf 05OCT2022 15:46

POPULATION: Intent-to-Treat Population B vs. C
ENDPOINT: NEI VFQ-25 Composite score throughout the Entire Study
STUDY: GR40349 & GR40398
Forest Plot of Mean Difference
Week 100

Study	Total n (with value)	Aflibercept (N=627) n (with value)	Aflibercept (N=627) Mean	Faricimab (PTI) (N=632) n (with value)	Faricimab (PTI) (N=632) Mean	Mean Difference	95% CI
All Patients	1012	483	82.3	529	82.0	-0.2	(-2.1, 1.7)
Study							
Rhine	506	235	82.9	271	82.2	-0.7	(-3.4, 2.0)
Yosemite	506	248	81.6	258	81.8	0.2	(-2.6, 2.9)

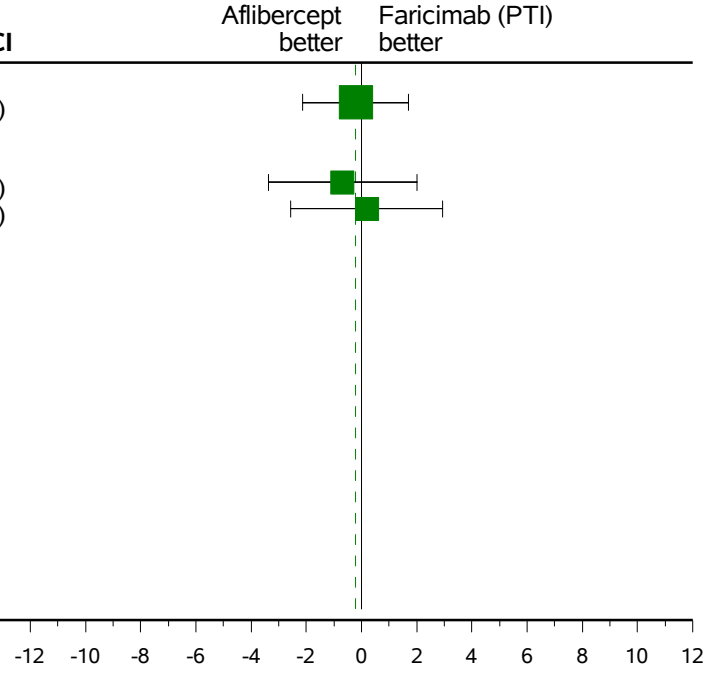

Early Termination (ET) visit was mapped to closest regular visit.
Treatment policy strategy was applied to non-COVID-19 related and hypothetical strategy was applied to COVID-19 related intercurrent events.
COVID-19 related intercurrent events are: Disc. of Treatment due to COVID-19, Prohibited Treatment/Therapy due to COVID-19, Missed Dose at Week 88,92 or 96 due to COVID-19 and COVID-19 Death.
Clinical cut-off: YOSEMITE 01NOV2021 and RHINE 28OCT2021
Program: root/clinical_studies/RO6867461/CDT70122/share/ACE_pool_DME_Base/prod/program/g_forest_md.sas
Output: root/clinical_studies/RO6867461/CDT70122/share/ACE_pool_DME_CSR_Final/prod/output_bc/g_forest_md_QBCSCORE_PREST_ITBC_OCTNOV2021_DME.pdf 05OCT2022 15:46

POPULATION: Intent-to-Treat Population (results shown for B vs. C)
ENDPOINT: NEI VFQ-25 Composite score through Week 56
MODEL: Adjusted Analysis for Study, Baseline BCVA ETDRS letter score, Prior IVT anti-VEGF therapy, Geographic region
STUDY: GR40349 & GR40398
Change from Baseline (Analysis of MMRM)

			Faricimab (PTI) (N=632)					Aflibercept (N=627)					Difference between Treatments (Faricimab (PTI) - Aflibercept)					
			N			Statistics		N			Statistics		Statistics					
Visit	Name	Level	Total	with baseline value	included in analysis[1]	LSMeans[2]	SE (LSMeans)	Total	with baseline value	included in analysis[1]	LSMeans[2]	SE (LSMeans)	LSMeans[3]	SE (LSMeans)	95% CI (LL)	95% CI (UL)	Population	Method
Week 52	All	n/a	609	606	531	7,50	0,48	603	598	507	7,70	0,49	-0,20	0,69	-1,55	1,16	Intent-to-Treat Population	adjusted
	Study	Rhine	312	312	275	7,07	0,66	304	302	259	7,51	0,68	-0,44	0,95	-2,31	1,43	Intent-to-Treat Population	adjusted
		Yosemite	297	294	256	7,96	0,71	299	296	248	7,93	0,71	0,03	1,00	-1,94	2,00	Intent-to-Treat Population	adjusted

[1] Patients with a value at baseline and a post-baseline value at the respective visit.
[2] LSMeans of change from baseline from MMRM (including all available records from all selected visits). Selected visits: Week 24, Week 52. Early Termination (ET) visit was mapped to closest regular visit.
[3] Contrasts from MMRM
[4] Factors/Covariates: treatment, visit, treatment-by-visit interaction, baseline value. In addition, for the total population, adjusted for randomization stratification factors.
Data as observed (no imputation of missing values). Covariance matrix: unstructured. Treatment policy strategy was applied to non-COVID-19 related and hypothetical strategy was applied to COVID-19 related intercurrent events(IEs).
COVID-19 rel. IEs are: Disc. of Treatment due to COVID-19, Prohibited Treatment/Therapy due to COVID-19, Missed Dose at Week 44,48 or 52 due to COVID-19 and COVID-19 Death. Clinical cut-off: YOSEMITE 01NOV2021 and RHINE 28OCT2021

Program: root/clinical_studies/RO6867461/CDT70122/share/ACE_pool_DME_Base/prod/program/t_eff_mmrm.sas
Output: root/clinical_studies/RO6867461/CDT70122/share/ACE_pool_DME_CSR_Final/prod/output_bc/t_eff_mmrm_adj_QBCSCORE_W56_PREST_ITBC2_OCTNOV2021_DME.xls
27JUL2022 10:17

POPULATION: Intent-to-Treat Population (results shown for B vs. C)
ENDPOINT: NEI VFQ-25 Composite score through Week 56
MODEL: Adjusted Analysis for Study, Baseline BCVA ETDRS letter score, Prior IVT anti-VEGF therapy, Geographic region
STUDY: GR40349 & GR40398
Forest Plot of LSMeans Difference for Change from Baseline (MMRM)
Week 52

Study	Total n [1]	Aflibercept (N=627) n [1]	Aflibercept (N=627) LSMeans [2]	Faricimab (PTI) (N=632) n [1]	Faricimab (PTI) (N=632) LSMeans [2]	LSMeans Difference	95% CI
All Patients	1038	507	7.7	531	7.5	-0.2	(-1.6, 1.2)
Study							
Rhine	534	259	7.5	275	7.1	-0.4	(-2.3, 1.4)
Yosemite	504	248	7.9	256	8.0	0.0	(-1.9, 2.0)

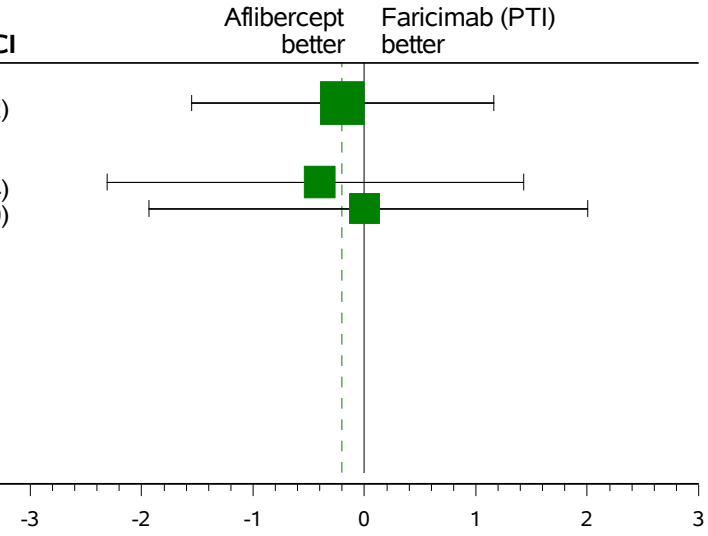

[1] Patients with a value at baseline and a post-baseline value at the respective visit.
[2] LSMeans of change from baseline from MMRM (including all available records from all selected visits).
Selected visits: Week 24, Week 52. Early Termination (ET) visit was mapped to closest regular visit.
Factors/Covariates: treatment, visit, treatment-by-visit interaction, baseline value. In addition adjusted for randomization stratification factors. The stratification factor is excluded if it is the subgroup.
Data as observed (no imputation of missing values). Covariance matrix: unstructured.
Treatment policy strategy was applied to non-COVID-19 related and hypothetical strategy was applied to COVID-19 related intercurrent events(IEs).
COVID-19 rel. IEs are: Disc. of Treatment due to COVID-19, Prohibited Treatment/Therapy due to COVID-19, Missed Dose at Week 44,48 or 52 due to COVID-19 and COVID-19 Death.
Clinical cut-off: YOSEMITE 01NOV2021 and RHINE 28OCT2021
Program: root/clinical_studies/RO6867461/CDT70122/share/ACE_pool_DME_Base/prod/program/g_forest_lsmd.sas
Output: root/clinical_studies/RO6867461/CDT70122/share/ACE_pool_DME_CSR_Final/prod/output_bc/g_forest_lsmd_adj_QBCSCORE_W56_PREST_ITBC2_OCTNOV2021_DME.pdf 10OCT2022 16:00

POPULATION: Intent-to-Treat Population (results shown for B vs. C)
ENDPOINT: NEI VFQ-25 Composite score throughout the Entire Study
MODEL: Adjusted Analysis for Study, Baseline BCVA ETDRS letter score, Prior IVT anti-VEGF therapy, Geographic region
STUDY: GR40349 & GR40398
Change from Baseline (Analysis of MMRM)

			Faricimab (PTI) (N=632)					Aflibercept (N=627)					Difference between Treatments (Faricimab (PTI) - Aflibercept)					
			N			Statistics		N			Statistics		Statistics					
Visit	Name	Level	Total	with baseline value	included in analysis[1]	LSMeans[2]	SE (LSMeans)	Total	with baseline value	included in analysis[1]	LSMeans[2]	SE (LSMeans)	LSMeans[3]	SE (LSMeans)	95% CI (LL)	95% CI (UL)	Population	Method
Week 100	All	n/a	579	576	526	7,31	0,52	569	564	480	7,26	0,54	0,05	0,75	-1,42	1,52	Intent-to-Treat Population	adjusted
	Study	Rhine	301	301	271	7,24	0,73	287	285	234	6,88	0,78	0,36	1,07	-1,74	2,46	Intent-to-Treat Population	adjusted
		Yosemite	278	275	255	7,40	0,74	282	279	246	7,63	0,75	-0,24	1,05	-2,30	1,83	Intent-to-Treat Population	adjusted

[1] Patients with a value at baseline and a post-baseline value at the respective visit.
[2] LSMeans of change from baseline from MMRM (including all available records from all selected visits). Selected visits: Week 24, Week 52, Week 100. Early Termination (ET) visit was mapped to closest regular visit.
[3] Contrasts from MMRM
[4] Factors/Covariates: treatment, visit, treatment-by-visit interaction, baseline value. In addition, for the total population, adjusted for randomization stratification factors.
Data as observed (no imputation of missing values). Covariance matrix: unstructured. Treatment policy strategy was applied to non-COVID-19 related and hypothetical strategy was applied to COVID-19 related intercurrent events(IEs).
COVID-19 rel. IEs are: Disc. of Treatment due to COVID-19, Prohibited Treatment/Therapy due to COVID-19, Missed Dose at Week 88,92 or 96 due to COVID-19 and COVID-19 Death. Clinical cut-off: YOSEMITE 01NOV2021 and RHINE 28OCT2021

Program: root/clinical_studies/RO6867461/CDT70122/share/ACE_pool_DME_Base/prod/program/t_eff_mmrm.sas
Output: root/clinical_studies/RO6867461/CDT70122/share/ACE_pool_DME_CSR_Final/prod/output_bc/t_eff_mmrm_adj_QBCSCORE_W100_PREST_ITBC2_OCTNOV2021_DME.xls
27JUL2022 7:23

POPULATION: Intent-to-Treat Population (results shown for B vs. C)
ENDPOINT: NEI VFQ-25 Composite score throughout the Entire Study
MODEL: Adjusted Analysis for Study, Baseline BCVA ETDRS letter score, Prior IVT anti-VEGF therapy, Geographic region
STUDY: GR40349 & GR40398
Forest Plot of LSMeans Difference for Change from Baseline (MMRM)
Week 100

Study	Total n [1]	Aflibercept (N=627) n [1]	Aflibercept (N=627) LSMeans [2]	Faricimab (PTI) (N=632) n [1]	Faricimab (PTI) (N=632) LSMeans [2]	LSMeans Difference	95% CI
All Patients	1006	480	7.3	526	7.3	0.1	(-1.4, 1.5)
Study							
Rhine	505	234	6.9	271	7.2	0.4	(-1.7, 2.5)
Yosemite	501	246	7.6	255	7.4	-0.2	(-2.3, 1.8)

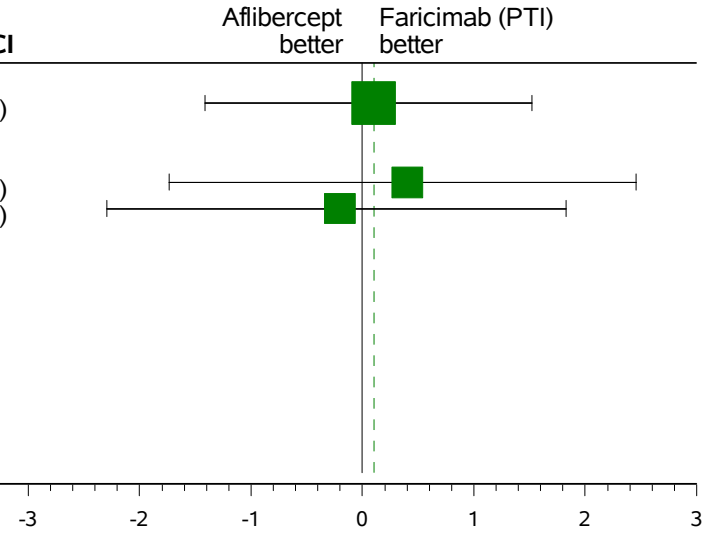

[1] Patients with a value at baseline and a post-baseline value at the respective visit.
[2] LSMeans of change from baseline from MMRM (including all available records from all selected visits).
Selected visits: Week 24, Week 52, Week 100. Early Termination (ET) visit was mapped to closest regular visit.
Factors/Covariates: treatment, visit, treatment-by-visit interaction, baseline value. In addition adjusted for randomization stratification factors. The stratification factor is excluded if it is the subgroup.
Data as observed (no imputation of missing values). Covariance matrix: unstructured.
Treatment policy strategy was applied to non-COVID-19 related and hypothetical strategy was applied to COVID-19 related intercurrent events(IEs).
COVID-19 rel. IEs are: Disc. of Treatment due to COVID-19, Prohibited Treatment/Therapy due to COVID-19, Missed Dose at Week 88,92 or 96 due to COVID-19 and COVID-19 Death.
Clinical cut-off: YOSEMITE 01NOV2021 and RHINE 28OCT2021
Program: root/clinical_studies/RO6867461/CDT70122/share/ACE_pool_DME_Base/prod/program/g_forest_lsmd.sas
Output: root/clinical_studies/RO6867461/CDT70122/share/ACE_pool_DME_CSR_Final/prod/output_bc/g_forest_lsmd_adj_QBCSCORE_W100_PREST_ITBC2_OCTNOV2021_DME.pdf 10OCT2022 16:19

POPULATION: Intent-to-Treat Population B vs. C
ENDPOINT: Proportion of Patients with a >=15-point improvement from baseline in NEI VFQ-25 Composite score through Week 56
MODEL: Stratified Analysis by Study, Baseline BCVA ETDRS letter score, Prior IVT anti-VEGF therapy, Geographic region (combined)
STUDY: GR40349 & GR40398
Dichotomous Analysis (Efficacy)

		Faricimab (PTI) (N=632)				Aflibercept (N=627)				Faricimab (PTI) vs. Aflibercept																Aflibercept vs. Faricimab (PTI)			
		Patients		Patients with Event		Patients		Patients with Event		Odds Ratio					Absolute Risk Difference				Relative Risk							Relative Risk			
Name	Level	n	%	n	%	n	%	n	%	Odds Ratio		Convergence Reason	95% Lower CL	95% Upper CL	Absolute Risk		Convergence Reason	95% Lower CL	95% Upper CL	Relative Risk		Convergence Reason	95% Lower CL	95% Upper CL	p-value (Cochran-Mantel-Haenszel)	Interaction Test p-value (likelihood ratio)	Relative Risk		Convergence Reason	95% Lower CL	95% Upper CL
All	n/a	632	100,0	169	26,7	626	99,8	152	24,3	1,14		Convergence criterion (GCONV=1E-8) satisfied.	0,88	1,47	0,022		Algorithm converged.	-0,026	0,069	1,10		Algorithm converged.	0,91	1,33	0,3194		0,91		Algorithm converged.	0,75	1,09
Study	Rhine	319	50,5	88	27,6	315	50,2	77	24,4	1,18		Convergence criterion (GCONV=1E-8) satisfied.	0,82	1,68	0,026		Algorithm converged.	-0,041	0,093	1,14		Algorithm converged.	0,88	1,48	0,3708	0,6945	0,88		Algorithm converged.	0,68	1,14
	Yosemite	313	49,5	81	25,9	311	49,6	75	24,1	1,10		Convergence criterion (GCONV=1E-8) satisfied.	0,76	1,59	0,021		Algorithm converged.	-0,044	0,087	1,07		Algorithm converged.	0,82	1,39	0,6113		0,94		Algorithm converged.	0,72	1,23

Test for interaction based on RR (Log-binomial regression)
* indicates convergence problem. Result is uninterpretable.
Only patients with at least one value are used for analysis. For stratification Asia and rest of the world regions are combined due to a small number of enrolled patients. The stratification factor is excluded if it is the subgroup. OR is computed by stratified analysis, RR and ARD by adjusted analysis.
Early Termination (ET) visit was mapped to closest regular visit.
Treatment policy strategy was applied to non-COVID-19 related and hypothetical strategy was applied to COVID-19 related intercurrent events. COVID-19 related intercurrent events are: Disc. of Treatment due to COVID-19, Prohibited Treatment/Therapy due to COVID-19, Missed Dose at Week 44,48 or 52 due to COVID-19 and COVID-19 Death.
Clinical cut-off: YOSEMITE 01NOV2021 and RHINE 28OCT2021

Program: root/clinical_studies/RO6867461/CDT70122/share/ACE_pool_DME_CSR_Final/prod/program/t_eff_resp.sas
Output: root/clinical_studies/RO6867461/CDT70122/share/ACE_pool_DME_CSR_Final/prod/output_bc/t_eff_resp_str_QBCSCOR15I_W56_PREST_ITBC_OCTNOV2021_DME.xls
27MAR2022 5:22

POPULATION: Intent-to-Treat Population B vs. C
ENDPOINT: Proportion of Patients with a >=15-point improvement from baseline in NEI VFQ-25 Composite score through Week 56
MODEL: Adjusted Analysis by Study, Baseline BCVA ETDRS letter score, Prior IVT anti-VEGF therapy, Geographic region
STUDY: GR40349 & GR40398
Forest Plot of Relative Risk

Study	Total n	Aflibercept (N=627) n	Aflibercept (N=627) n Responder	Faricimab (PTI) (N=632) n	Faricimab (PTI) (N=632) n Responder	Relative Risk	95% CI
All Patients	1258	626	152	632	169	1.10	(0.91, 1.33)
Study							
Rhine	634	315	77	319	88	1.14	(0.88, 1.48)
Yosemite	624	311	75	313	81	1.07	(0.82, 1.39)

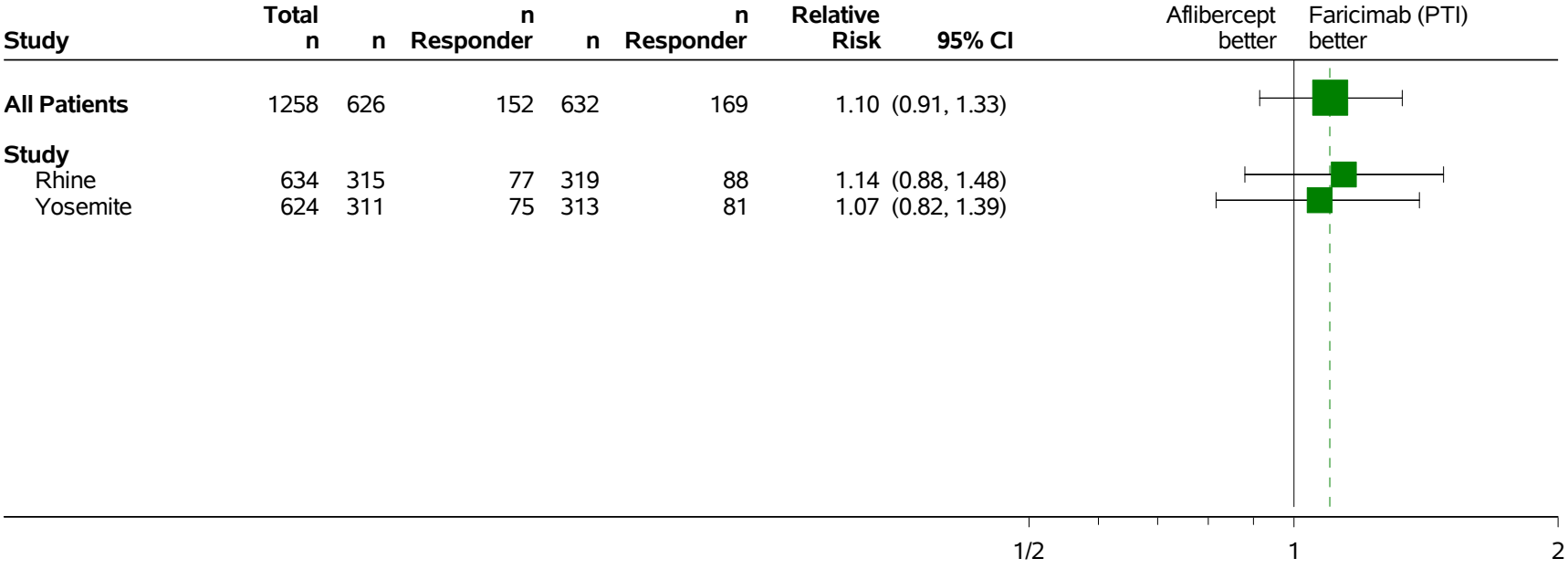

Only patients with at least one value are used for analysis. For adjustment Asia and rest of the world regions are combined due to a small number of enrolled patients.
The adjustment factor is excluded if it is the subgroup.
Early Termination (ET) visit was mapped to closest regular visit.
Treatment policy strategy was applied to non-COVID-19 related and hypothetical strategy was applied to COVID-19 related intercurrent events. COVID-19 related intercurrent events are:
Disc. of Treatment due to COVID-19, Prohibited Treatment/Therapy due to COVID-19, Missed Dose at Week 44,48 or 52 due to COVID-19 and COVID-19 Death.
Clinical cut-off: YOSEMITE 01NOV2021 and RHINE 28OCT2021
Program: root/clinical_studies/RO6867461/CDT70122/share/ACE_pool_DME_Base/prod/program/g_forest_rr.sas
Output: root/clinical_studies/RO6867461/CDT70122/share/ACE_pool_DME_CSR_Final/prod/output_bc/g_forest_rr_str_QBCSCOR15I_W56_PREST_ITBC_OCTNOV2021_DME.pdf 06OCT2022 18:41

POPULATION: Intent-to-Treat Population B vs. C
ENDPOINT: Proportion of Patients with a >=15-point improvement from baseline in NEI VFQ-25 Composite score through Week 56
MODEL: Stratified Analysis by Study, Baseline BCVA ETDRS letter score, Prior IVT anti-VEGF therapy, Geographic region
STUDY: GR40349 & GR40398
Forest Plot of Odds Ratio

Study	Total n	Aflibercept (N=627) n	Aflibercept (N=627) n Responder	Faricimab (PTI) (N=632) n	Faricimab (PTI) (N=632) n Responder	Odds Ratio	95% CI
All Patients	1258	626	152	632	169	1.14	(0.88, 1.47)
Study							
Rhine	634	315	77	319	88	1.18	(0.82, 1.68)
Yosemite	624	311	75	313	81	1.10	(0.76, 1.59)

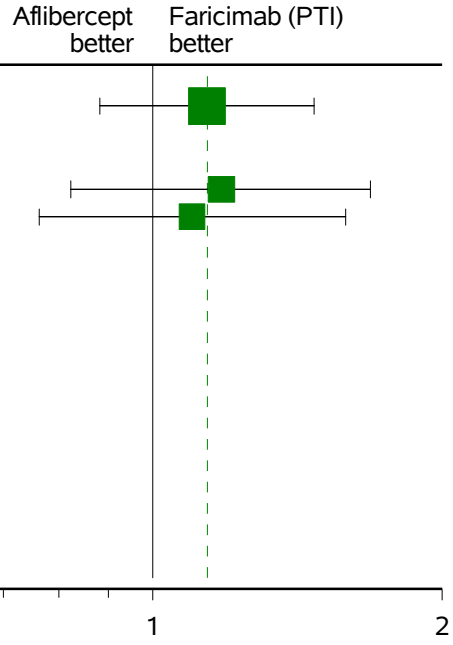

Only patients with at least one value are used for analysis. For stratification Asia and rest of the world regions are combined due to a small number of enrolled patients.
Early Termination (ET) visit was mapped to closest regular visit.
Treatment policy strategy was applied to non-COVID-19 related and hypothetical strategy was applied to COVID-19 related intercurrent events. COVID-19 related intercurrent events are:
Disc. of Treatment due to COVID-19, Prohibited Treatment/Therapy due to COVID-19, Missed Dose at Week 44,48 or 52 due to COVID-19 and COVID-19 Death.
Clinical cut-off: YOSEMITE 01NOV2021 and RHINE 28OCT2021
Program: root/clinical_studies/RO6867461/CDT70122/share/ACE_pool_DME_Base/prod/program/g_forest_or.sas
Output: root/clinical_studies/RO6867461/CDT70122/share/ACE_pool_DME_CSR_Final/prod/output_bc/g_forest_or_str_QBCSCOR15I_W56_PREST_ITBC_OCTNOV2021_DME.pdf 30SEP2022 13:32

POPULATION: Intent-to-Treat Population B vs. C
ENDPOINT: Proportion of Patients with a >=15-point improvement from baseline in NEI VFQ-25 Composite score through Week 56
MODEL: Stratified Analysis by Study, Baseline BCVA ETDRS letter score, Prior IVT anti-VEGF therapy, Geographic region (combined)
STUDY: GR40349 & GR40398
Dichotomous Analysis by Subgroups (Efficacy)

		Faricimab (PTI) (N=632)				Aflibercept (N=627)				Faricimab (PTI) vs. Aflibercept																Aflibercept vs. Faricimab (PTI)			
		Patients		Patients with Event		Patients		Patients with Event		Odds Ratio				Absolute Risk Difference					Relative Risk							Relative Risk			
Name	Level	n	%	n	%	n	%	n	%	Odds Ratio	Convergence Reason	95% Lower CL	95% Upper CL	Absolute Risk	Convergence Reason	95% Lower CL	95% Upper CL		Relative Risk	95% Lower CL	95% Upper CL	^(Cochran-Mantel-Haenszel)	p-value (likelihood ratio)		Relative Risk	Convergence Reason	95% Lower CL	95% Upper CL
All	n/a	632	100,0	169	26,7	626	99,8	152	24,3	1,14	Convergence criterion (GCONV=1E-8) satisfied.	0,88	1,47	0,022	Algorithm converged.	-0,026	0,069		1,10	0,91	1,33	0,3194			0,91	Algorithm converged.	0,73	1,09
Sex	Male	396	62,7	92	23,2	364	58,1	87	23,9	0,95	Convergence criterion (GCONV=1E-8) satisfied.	0,68	1,33	-0,006	Algorithm converged.	-0,064	0,053		0,96	0,75	1,23	0,7674	0,1047		1,04	Algorithm converged.	0,81	1,34
	Female	236	37,3	77	32,6	262	41,8	65	24,8	1,45	Convergence criterion (GCONV=1E-8) satisfied.	0,98	2,15	0,074	Algorithm converged.	-0,005	0,153		1,33	1,00	1,75	0,0619			1,35	Algorithm converged.	0,97	1,90
Age	< 65 years	352	55,7	94	26,7	363	57,9	86	23,7	1,19	Convergence criterion (GCONV=1E-8) satisfied.	0,84	1,67	0,023	Algorithm converged.	-0,039	0,085		1,14	0,88	1,46	0,3273	0,7177		0,88	Algorithm converged.	0,69	1,13
	>= 65 years	280	44,3	75	26,8	263	41,9	66	25,1	1,07	Convergence criterion (GCONV=1E-8) satisfied.	0,73	1,58	0,016	Algorithm converged.	-0,057	0,089		1,07	0,81	1,42	0,7211			0,93	Algorithm converged.	0,70	1,24
Age	< 75 years	577	91,3	156	27,0	571	91,1	134	23,5	1,22	Convergence criterion (GCONV=1E-8) satisfied.	0,93	1,59	0,032	Algorithm converged.	-0,018	0,081		1,16	0,95	1,41	0,1506	0,1063		0,86	Algorithm converged.	0,71	1,05
	>= 75 years	55	8,7	13	23,6	55	8,8	18	32,7	0,44	Convergence criterion (GCONV=1E-8) satisfied.	0,18	1,07	-0,103	Algorithm converged.	-0,269	0,063		0,72	0,39	1,32	0,0666			1,39	Algorithm converged.	0,76	2,55
Baseline BCVA ETDRS letter score	< 64 letters	281	44,5	98	34,9	284	45,3	83	29,2	1,30	Convergence criterion (GCONV=1E-8) satisfied.	0,91	1,85	0,066	Algorithm converged.	-0,010	0,143		1,17	0,92	1,49	0,1509	0,4474		0,86	Algorithm converged.	0,67	1,09
	>= 64 letters	349	55,2	71	20,3	342	54,5	69	20,2	1,01	Convergence criterion (GCONV=1E-8) satisfied.	0,70	1,47	0,003	Algorithm converged.	-0,056	0,063		1,01	0,75	1,35	0,9469			0,99	Algorithm converged.	0,74	1,33
	Missing	2	0,3	0	0,0	0	0,0	0	0,0	NE		NE	NE	NE	NE	NE	NE		NE	NE	NE	NE			NE	NE	NE	NE
Geographic region	Europe	219	34,7	51	23,3	219	34,9	56	25,6	0,86	Convergence criterion (GCONV=1E-8) satisfied.	0,56	1,34	-0,027	Algorithm converged.	-0,106	0,053		0,89	0,64	1,24	0,5091	0,2776		1,12	Algorithm converged.	0,81	1,56
	America	344	54,4	102	29,7	339	54,1	82	24,2	1,32	Convergence criterion (GCONV=1E-8) satisfied.	0,93	1,83	0,047	Algorithm converged.	-0,019	0,112		1,24	0,97	1,59	0,1150			0,82	Algorithm converged.	0,63	1,03
	Asia Pacific (inc. Australia)	69	10,9	16	23,2	68	10,8	14	20,6	1,30	Convergence criterion (GCONV=1E-8) satisfied.	0,56	2,99	0,075	Algorithm converged.	-0,071	0,221		1,16	0,63	2,12	0,5424			0,87	Algorithm converged.	0,47	1,59
Race/ethnicity	White	489	77,4	128	26,2	505	80,5	129	25,5	1,02	Convergence criterion (GCONV=1E-8) satisfied.	0,76	1,36	0,006	Algorithm converged.	-0,048	0,060		1,02	0,83	1,26	0,8967	0,1901		0,98	Algorithm converged.	0,78	1,20
	Asian	62	9,8	16	25,8	59	9,4	13	22,0	1,05	Convergence criterion (GCONV=1E-8) satisfied.	0,43	2,57	*	WARNING: The relative Hessian convergence criterion of 0.0236022104 is greater than the limit of 0.0001. The convergence is questionable.				1,29	0,67	2,48	0,9070			0,77	Algorithm converged.	0,40	1,48
	Other	55	8,7	17	30,9	47	7,5	7	14,9	3,12	Convergence criterion (GCONV=1E-8) satisfied.	1,02	9,56	*	WARNING: The relative Hessian convergence criterion of 0.0533535925 is greater than the limit of 0.0001. The convergence is questionable.				*	WARNING: The relative Hessian convergence criterion of 0.0388306103 is greater than the limit of 0.0001. The convergence is questionable.				*	WARNING: The relative Hessian convergence criterion of 0.0388306103 is greater than the limit of 0.0001. The convergence is questionable.		
	Unknown	26	4,1	8	30,8	15	2,4	3	20,0	1,24	Convergence criterion (GCONV=1E-8) satisfied.	0,19	8,24	*	WARNING: The relative Hessian convergence criterion of 0.0218635754 is greater than the limit of 0.0001. The convergence is questionable.				*	WARNING: The relative Hessian convergence criterion of 0.0450088833 is greater than the limit of 0.0001. The convergence is questionable.				*	WARNING: The relative Hessian convergence criterion of 0.0450088833 is greater than the limit of 0.0001. The convergence is questionable.		
Baseline HbA1c	<=8%	404	63,9	104	25,7	399	63,6	97	24,3	1,08	Convergence criterion (GCONV=1E-8) satisfied.	0,78	1,49	0,011	Algorithm converged.	-0,048	0,070		1,06	0,83	1,34	0,6529	0,5112		0,95	Algorithm converged.	0,75	1,20
	>8%	221	35,0	63	28,5	222	35,4	53	23,9	1,25	Convergence criterion (GCONV=1E-8) satisfied.	0,81	1,92	0,046	Algorithm converged.	-0,034	0,125		1,22	0,90	1,67	0,3143			0,82	Algorithm converged.	0,60	1,12
	Missing	7	1,1	2	28,6	5	0,8	2	40,0	0,50	Convergence criterion (GCONV=1E-8) satisfied.	0,03	7,99	*	ERROR: The mean parameter is either invalid or at a limit of its range for some observations.				*	ERROR: The mean parameter is either invalid or at a limit of its range for some observations.				*	ERROR: The mean parameter is either invalid or at a limit of its range for some observations.		
Prior IVT anti-VEGF therapy	Yes	133	21,0	34	25,6	137	21,9	23	16,8	1,68	Convergence criterion (GCONV=1E-8) satisfied.	0,93	3,03	0,087	Algorithm converged.	-0,010	0,185		1,53	0,95	2,45	0,0851	0,0978		0,65	Algorithm converged.	0,41	1,05
	No	499	79,0	135	27,1	489	78,0	129	26,4	1,03	Convergence criterion (GCONV=1E-8) satisfied.	0,78	1,37	0,005	Algorithm converged.	-0,049	0,058		1,03	0,84	1,26	0,8206			0,98	Algorithm converged.	0,80	1,20
Baseline DR severity	<47	365	57,8	87	23,8	361	57,6	72	19,9	1,21	Convergence criterion (GCONV=1E-8) satisfied.	0,84	1,73	0,031	Algorithm converged.	-0,027	0,089		1,19	0,90	1,56	0,2991	0,7183		0,84	Algorithm converged.	0,64	1,11
	47 - 53	198	31,3	59	29,8	208	33,2	62	29,8	1,00	Convergence criterion (GCONV=1E-8) satisfied.	0,65	1,54	0,001	Algorithm converged.	-0,088	0,089		1,03	0,77	1,39	0,9998			0,97	Algorithm converged.	0,72	1,30
	>53	58	9,2	21	36,2	38	6,1	16	42,1	0,72	Convergence criterion (GCONV=1E-8) satisfied.	0,29	1,74	*	WARNING: The relative Hessian convergence criterion of 0.0102510983 is greater than the limit of 0.0001. The convergence is questionable.				0,80	0,48	1,34	0,4586			1,24	Algorithm converged.	0,74	2,08
	Missing	11	1,7	2	18,2	19	3,0	2	10,5	0,57	Convergence criterion (GCONV=1E-8) satisfied.	0,05	7,11	*	WARNING: The relative Hessian convergence criterion of 2.3292554921 is greater than the limit of 0.0001. The convergence is questionable.				*	WARNING: The relative Hessian convergence criterion of 0.0838971019 is greater than the limit of 0.0001. The convergence is questionable.				*	WARNING: The relative Hessian convergence criterion of 0.0838971019 is greater than the limit of 0.0001. The convergence is questionable.		
Baseline DR severity	<=53	563	89,1	148	25,9	569	90,7	134	23,6	1,13	Convergence criterion (GCONV=1E-8) satisfied.	0,86	1,49	0,019	Algorithm converged.	-0,031	0,068		1,10	0,90	1,35	0,3732	0,6580		0,91	Algorithm converged.	0,74	1,11
	>53	58	9,2	21	36,2	38	6,1	16	42,1	0,72	Convergence criterion (GCONV=1E-8) satisfied.	0,29	1,74	*	WARNING: The relative Hessian convergence criterion of 0.0102510983 is greater than the limit of 0.0001. The convergence is questionable.				0,80	0,48	1,34	0,4586			1,24	Algorithm converged.	0,74	2,08
	Missing	11	1,7	2	18,2	19	3,0	2	10,5	0,57	Convergence criterion (GCONV=1E-8) satisfied.	0,05	7,11	*	WARNING: The relative Hessian convergence criterion of 2.3292554921 is greater than the limit of 0.0001. The convergence is questionable.				*	WARNING: The relative Hessian convergence criterion of 0.0838971019 is greater than the limit of 0.0001. The convergence is questionable.				*	WARNING: The relative Hessian convergence criterion of 0.0838971019 is greater than the limit of 0.0001. The convergence is questionable.		
Medical history: renal disease	Yes	63	10,0	20	31,7	45	7,2	10	22,2	1,31	Convergence criterion (GCONV=1E-8) satisfied.	0,51	3,36	0,080	Algorithm converged.	-0,092	0,252		1,34	0,69	2,61	0,5774	0,4548		0,75	Algorithm converged.	0,38	1,45
	No	569	90,0	149	26,2	581	92,7	142	24,4	1,10	Convergence criterion (GCONV=1E-8) satisfied.	0,84	1,44	0,013	Algorithm converged.	-0,036	0,062		1,07	0,88	1,31	0,4844			0,93	Algorithm converged.	0,77	1,13
Medical history: cardiac disease	Yes	511	80,9	137	26,8	498	79,4	108	21,7	1,28	Convergence criterion (GCONV=1E-8) satisfied.	0,95	1,71	0,048	Algorithm converged.	-0,004	0,100		1,22	0,98	1,52	0,0991	0,0824		0,82	Algorithm converged.	0,68	1,02
	No	121	19,1	32	26,4	128	20,4	44	34,4	0,74	Convergence criterion (GCONV=1E-8) satisfied.	0,41	1,34	-0,080	Algorithm converged.	-0,187	0,027		0,87	0,60	1,26	0,3204			1,15	Algorithm converged.	0,80	1,66
Medical history: vascular disease	Yes	92	14,6	31	33,7	98	15,6	27	27,6	1,21	Convergence criterion (GCONV=1E-8) satisfied.	0,64	2,32	0,071	Algorithm converged.	-0,060	0,202		1,22	0,79	1,87	0,5552	0,6623		0,82	Algorithm converged.	0,53	1,26
	No	540	85,4	138	25,6	528	84,2	125	23,7	1,11	Convergence criterion (GCONV=1E-8) satisfied.	0,84	1,47	0,015	Algorithm converged.	-0,036	0,066		1,08	0,88	1,33	0,4630			0,92	Algorithm converged.	0,75	1,14
Study	Rhine	319	50,5	88	27,6	315	50,2	77	24,4	1,18	Convergence criterion (GCONV=1E-8) satisfied.	0,82	1,68	0,026	Algorithm converged.	-0,041	0,093		1,14	0,88	1,48	0,3708	0,6945		0,88	Algorithm converged.	0,68	1,14
	Yosemite	313	49,5	81	25,9	311	49,6	75	24,1	1,10	Convergence criterion (GCONV=1E-8) satisfied.	0,76	1,59	0,021	Algorithm converged.	-0,044	0,087		1,07	0,82	1,39	0,6113			0,94	Algorithm converged.	0,72	1,23

Test for interaction based on RR (Log-binomial regression)
* indicates convergence problem. Result is uninterpretable.
Only patients with at least one value are used for analysis. For stratification Asia and rest of the world regions are combined due to a small number of enrolled patients. The stratification factor is excluded if it is the subgroup. OR is computed by stratified analysis, RR and ARD by adjusted analysis.
Early Termination (ET) visit was mapped to closest regular visit.
Treatment policy strategy was applied to non-COVID-19 related and hypothetical strategy was applied to COVID-19 related intercurrent events. COVID-19 related intercurrent events are: Disc. of Treatment due to COVID-19, Prohibited Treatment/Therapy due to COVID-19, Missed Dose at Week 44,48 or 52 due to COVID-19 and COVID-19 Death.
Clinical cut-off: YOSEMITE 01NOV2021 and RHINE 28OCT2021

Program: root/clinical_studies/RO6867461/CDT70122/share/ACE_pool_DME_CSR_Final/prod/program/t_eff_resp.sas
Output: root/clinical_studies/RO6867461/CDT70122/share/ACE_pool_DME_CSR_Final/prod/output_hc/t_eff_resp_sg_str_QBCSCOR15I_W56_PREST_ITBC_OCTNOV2021_DME.xls
26MAR2022 22:36

POPULATION: Intent-to-Treat Population B vs. C
ENDPOINT: Proportion of Patients with a >=15-point improvement from baseline in NEI VFQ-25 Composite score throughout the Entire Study
MODEL: Stratified Analysis by Study, Baseline BCVA ETDRS letter score, Prior IVT anti-VEGF therapy, Geographic region (combined)
STUDY: GR40349 & GR40398
Dichotomous Analysis (Efficacy)

		Faricimab (PTI) (N=632)				Aflibercept (N=627)				Faricimab (PTI) vs. Aflibercept																Aflibercept vs. Faricimab (PTI)				
		Patients		Patients with Event		Patients		Patients with Event		Odds Ratio										Absolute Risk Difference				Relative Risk								Relative Risk				
Name	Level	n	%	n	%	n	%	n	%	Odds Ratio		Convergence Reason	95% Lower CL	95% Upper CL	Absolute Risk		Convergence Reason	95% Lower CL	95% Upper CL	Relative Risk		Convergence Reason	95% Lower CL	95% Upper CL	p-value (Cochran-Mantel-Haenszel)	Interaction Test p-value (likelihood ratio)	Relative Risk		Convergence Reason	95% Lower CL	95% Upper CL
All	n/a	632	100,0	196	31,0	626	99,8	182	29,1	1,10		Convergence criterion (GCONV=1E-8) satisfied.	0,86	1,40	0,020		Algorithm converged.	-0,030	0,069	1,06		Algorithm converged.	0,90	1,25	0,4591		0,94		Algorithm converged.	0,80	1,12
Study	Rhine	319	50,5	100	31,3	315	50,2	90	28,6	1,14		Convergence criterion (GCONV=1E-8) satisfied.	0,81	1,61	0,026		Algorithm converged.	-0,043	0,096	1,10		Algorithm converged.	0,87	1,39	0,4496	0,6555	0,91		Algorithm converged.	0,72	1,15
	Yosemite	313	49,5	96	30,7	311	49,6	92	29,6	1,05		Convergence criterion (GCONV=1E-8) satisfied.	0,74	1,49	0,016		Algorithm converged.	-0,055	0,086	1,03		Algorithm converged.	0,82	1,31	0,7727		0,97		Algorithm converged.	0,77	1,22

Test for interaction based on RR (Log-binomial regression)
* indicates convergence problem. Result is uninterpretable.
Only patients with at least one value are used for analysis. For stratification Asia and rest of the world regions are combined due to a small number of enrolled patients. The stratification factor is excluded if it is the subgroup. OR is computed by stratified analysis, RR and ARD by adjusted analysis.
Early Termination (ET) visit was mapped to closest regular visit.
Treatment policy strategy was applied to non-COVID-19 related and hypothetical strategy was applied to COVID-19 related intercurrent events. COVID-19 related intercurrent events are: Disc. of Treatment due to COVID-19, Prohibited Treatment/Therapy due to COVID-19, Missed Dose at Week 88,92 or 96 due to COVID-19 and COVID-19 Death.
Clinical cut-off: YOSEMITE 01NOV2021 and RHINE 28OCT2021

Program: root/clinical_studies/RO6867461/CDT70122/share/ACE_pool_DME_CSR_Final/prod/program/t_eff_resp.sas
Output: root/clinical_studies/RO6867461/CDT70122/share/ACE_pool_DME_CSR_Final/prod/output_bc/t_eff_resp_str_QBCSCOR15I_PREST_ITBC_OCTNOV2021_DME.xls
27MAR2022 5:27

POPULATION: Intent-to-Treat Population B vs. C
ENDPOINT: Proportion of Patients with a >=15-point improvement from baseline in NEI VFQ-25 Composite score throughout the Entire Study
MODEL: Adjusted Analysis by Study, Baseline BCVA ETDRS letter score, Prior IVT anti-VEGF therapy, Geographic region
STUDY: GR40349 & GR40398
Forest Plot of Relative Risk

Study	Total n	Aflibercept (N=627) n	Aflibercept (N=627) n Responder	Faricimab (PTI) (N=632) n	Faricimab (PTI) (N=632) n Responder	Relative Risk	95% CI
All Patients	1258	626	182	632	196	1.06	(0.90, 1.25)
Study							
Rhine	634	315	90	319	100	1.10	(0.87, 1.39)
Yosemite	624	311	92	313	96	1.03	(0.82, 1.31)

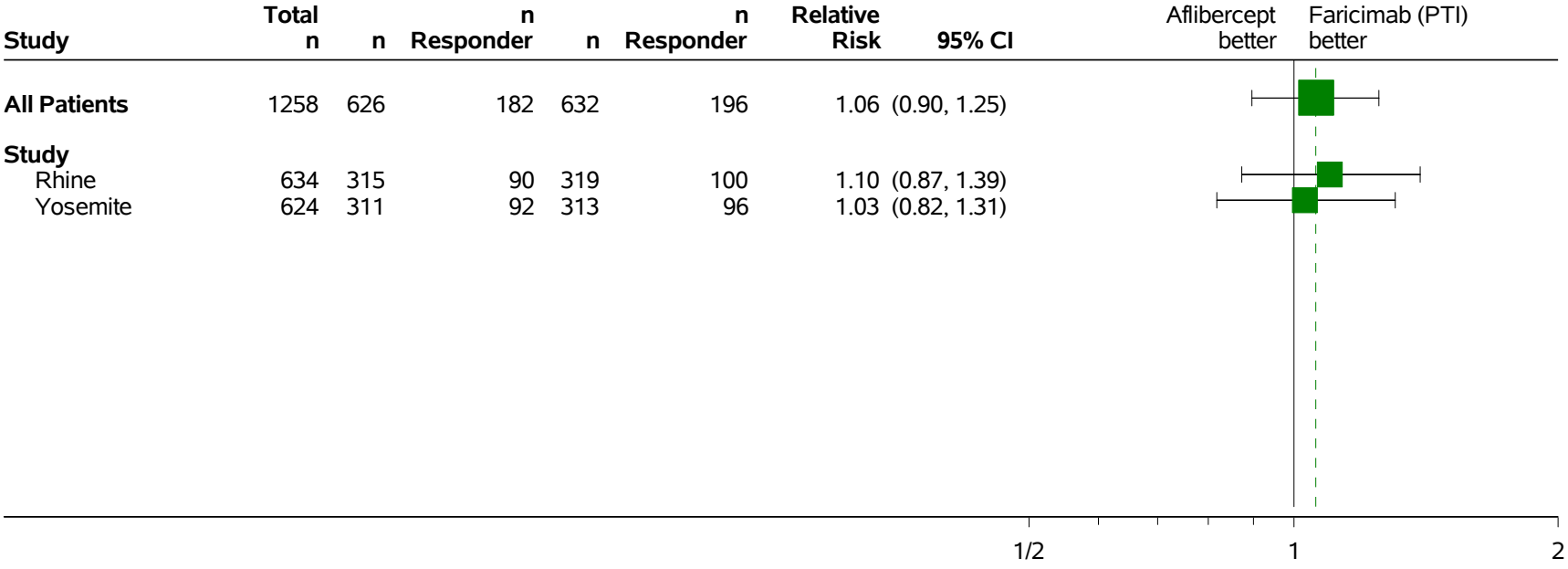

Only patients with at least one value are used for analysis. For adjustment Asia and rest of the world regions are combined due to a small number of enrolled patients.
The adjustment factor is excluded if it is the subgroup.
Early Termination (ET) visit was mapped to closest regular visit.
Treatment policy strategy was applied to non-COVID-19 related and hypothetical strategy was applied to COVID-19 related intercurrent events. COVID-19 related intercurrent events are:
Disc. of Treatment due to COVID-19, Prohibited Treatment/Therapy due to COVID-19, Missed Dose at Week 88,92 or 96 due to COVID-19 and COVID-19 Death.
Clinical cut-off: YOSEMITE 01NOV2021 and RHINE 28OCT2021
Program: root/clinical_studies/RO6867461/CDT70122/share/ACE_pool_DME_Base/prod/program/g_forest_rr.sas
Output: root/clinical_studies/RO6867461/CDT70122/share/ACE_pool_DME_CSR_Final/prod/output_bc/g_forest_rr_str_QBCSCOR15I_PREST_ITBC_OCTNOV2021_DME.pdf 06OCT2022 18:42

POPULATION: Intent-to-Treat Population B vs. C
ENDPOINT: Proportion of Patients with a >=15-point improvement from baseline in NEI VFQ-25 Composite score throughout the Entire Study
MODEL: Stratified Analysis by Study, Baseline BCVA ETDRS letter score, Prior IVT anti-VEGF therapy, Geographic region
STUDY: GR40349 & GR40398
Forest Plot of Odds Ratio

Study	Total n	Aflibercept (N=627) n	Aflibercept (N=627) n Responder	Faricimab (PTI) (N=632) n	Faricimab (PTI) (N=632) n Responder	Odds Ratio	95% CI
All Patients	1258	626	182	632	196	1.10	(0.86, 1.40)
Study							
Rhine	634	315	90	319	100	1.14	(0.81, 1.61)
Yosemite	624	311	92	313	96	1.05	(0.74, 1.49)

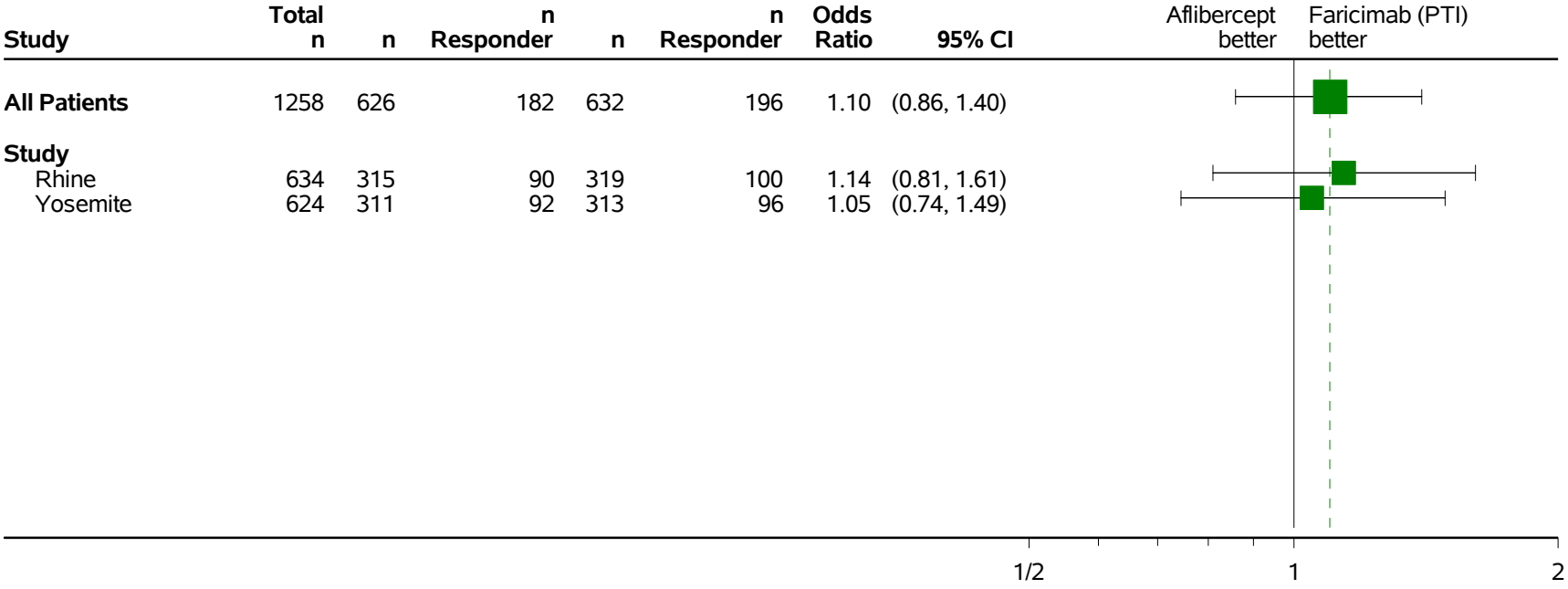

Only patients with at least one value are used for analysis. For stratification Asia and rest of the world regions are combined due to a small number of enrolled patients.
Early Termination (ET) visit was mapped to closest regular visit.
Treatment policy strategy was applied to non-COVID-19 related and hypothetical strategy was applied to COVID-19 related intercurrent events. COVID-19 related intercurrent events are:
Disc. of Treatment due to COVID-19, Prohibited Treatment/Therapy due to COVID-19, Missed Dose at Week 88,92 or 96 due to COVID-19 and COVID-19 Death.
Clinical cut-off: YOSEMITE 01NOV2021 and RHINE 28OCT2021
Program: root/clinical_studies/RO6867461/CDT70122/share/ACE_pool_DME_Base/prod/program/g_forest_or.sas
Output: root/clinical_studies/RO6867461/CDT70122/share/ACE_pool_DME_CSR_Final/prod/output_bc/g_forest_or_str_QBCSCOR15I_PREST_ITBC_OCTNOV2021_DME.pdf 30SEP2022 13:34

POPULATION: Intent-to-Treat Population B vs. C
ENDPOINT: Proportion of Patients with a >=15-point improvement from baseline in NEI VFQ-25 Composite score throughout the Entire Study
MODEL: Stratified Analysis by Study, Baseline BCVA ETDRS letter score, Prior IVT anti-VEGF therapy, Geographic region (combined)
STUDY: GR40349 & GR40398
Dichotomous Analysis by Subgroups (Efficacy)

		Faricimab (PTI) (N=632)				Aflibercept (N=627)				Faricimab (PTI) vs. Aflibercept												Aflibercept vs. Faricimab (PTI)			
		Patients		Patients with Event		Patients		Patients with Event		Odds Ratio				Absolute Risk Difference				Relative Risk				Relative Risk			
Name	Level	n	%	n	%	n	%	n	%	Odds Ratio	Convergence Reason	95% Lower CL	95% Upper CL	Absolute Risk	Convergence Reason	95% Lower CL	95% Upper CL	Relative Risk	Convergence Reason	95% Lower CL	95% Upper CL	p-value (Cochran-Mantal Haenszel)	Interaction Test p-value (likelihood ratio)	Relative Risk	Convergence Reason	95% Lower CL	95% Upper CL
All	n/a	632	100,0	196	31,0	626	99,8	182	29,1	1,10	Convergence criterion (GCONV=1E-8) satisfied.	0,86	1,40	0,026	Algorithm converged.	-0,030	0,069	1,06	Algorithm converged.	0,95	1,25	0,4591		0,94	Algorithm converged.	0,80	1,12
Sex	Male	398	62,7	104	26,1	364	58,1	106	29,1	0,85	Convergence criterion (GCONV=1E-8) satisfied.	0,62	1,16	-0,025	Algorithm converged.	-0,087	0,037	0,88	Algorithm converged.	0,70	1,11	0,3297	0,0155	1,13	Algorithm converged.	0,90	1,42
	Female	234	37,3	92	39,3	262	41,8	76	29,0	1,57	Convergence criterion (GCONV=1E-8) satisfied.	1,18	2,28	0,098	Algorithm converged.	0,013	0,180	1,35	Algorithm converged.	1,05	1,72	0,0188		0,74	Algorithm converged.	0,58	0,95
Age	< 65 years	352	55,7	109	31,0	363	57,9	103	28,4	1,15	Convergence criterion (GCONV=1E-8) satisfied.	0,83	1,60	0,025	Algorithm converged.	-0,041	0,090	1,10	Algorithm converged.	0,88	1,38	0,3932	0,6429	0,91	Algorithm converged.	0,73	1,14
	>= 65 years	280	44,3	87	31,1	263	41,9	79	30,0	1,03	Convergence criterion (GCONV=1E-8) satisfied.	0,71	1,50	0,013	Algorithm converged.	-0,064	0,090	1,03	Algorithm converged.	0,80	1,32	0,8634		0,97	Algorithm converged.	0,76	1,25
Age	< 75 years	577	91,3	180	31,2	571	91,1	163	28,5	1,14	Convergence criterion (GCONV=1E-8) satisfied.	0,88	1,48	0,026	Algorithm converged.	-0,026	0,078	1,09	Algorithm converged.	0,92	1,30	0,3072	0,2761	0,92	Algorithm converged.	0,77	1,09
	>= 75 years	55	8,7	16	29,1	55	8,8	19	34,5	0,52	Convergence criterion (GCONV=1E-8) satisfied.	0,22	1,23	-0,056	Algorithm converged.	-0,230	0,119	0,79	Algorithm converged.	0,45	1,37	0,1337		1,27	Algorithm converged.	0,73	2,20
Baseline BCVA ETDRS letter score	< 64 letters	281	44,5	108	38,4	284	45,3	104	36,6	1,08	Convergence criterion (GCONV=1E-8) satisfied.	0,77	1,52	0,027	Algorithm converged.	-0,052	0,106	1,02	Algorithm converged.	0,83	1,26	0,6633	0,6661	0,98	Algorithm converged.	0,79	1,21
	>= 64 letters	349	55,2	88	25,2	342	54,5	78	22,8	1,14	Convergence criterion (GCONV=1E-8) satisfied.	0,80	1,62	0,025	Algorithm converged.	-0,039	0,089	1,10	Algorithm converged.	0,85	1,44	0,4631		0,91	Algorithm converged.	0,69	1,19
	Missing	2	0,3	0	0,0	0	0,0	0	0,0	NE		NE	NE	NE	NE	NE	NE	NE	NE	NE	NE	NE		NE	NE	NE	NE
Geographic region	Europe	219	34,7	59	26,9	219	34,9	63	29,7	0,85	Convergence criterion (GCONV=1E-8) satisfied.	0,56	1,29	-0,027	Algorithm converged.	-0,110	0,056	0,88	Algorithm converged.	0,65	1,18	0,4493	0,2099	1,14	Algorithm converged.	0,85	1,53
	America	344	54,4	118	34,3	339	54,1	97	28,6	1,30	Convergence criterion (GCONV=1E-8) satisfied.	0,94	1,80	0,052	Algorithm converged.	-0,017	0,121	1,21	Algorithm converged.	0,97	1,50	0,1139		0,83	Algorithm converged.	0,66	1,03
	Asia Pacific (inc. Australia)	69	10,9	19	27,5	68	10,8	20	29,4	0,94	Convergence criterion (GCONV=1E-8) satisfied.	0,43	2,07	0,035	Algorithm converged.	-0,119	0,188	0,89	Algorithm converged.	0,59	1,46	0,8780		1,12	Algorithm converged.	0,69	1,83
Race/ethnicity	White	489	77,4	151	30,9	505	80,5	150	29,7	1,05	Convergence criterion (GCONV=1E-8) satisfied.	0,80	1,38	0,013	Algorithm converged.	-0,043	0,069	1,04	Algorithm converged.	0,86	1,25	0,7395	0,3553	0,97	Algorithm converged.	0,80	1,16
	Asian	62	9,8	19	30,6	59	9,4	19	32,2	0,78	Convergence criterion (GCONV=1E-8) satisfied.	0,33	1,83	*	WARNING: The relative Hessian convergence criterion of 0.0162158073 is greater than the limit of 0.0001. The convergence is questionable.			1,03	Algorithm converged.	0,60	1,77	0,5611		0,97	Algorithm converged.	0,57	1,67
	Other	55	8,7	18	32,7	47	7,5	9	19,1	2,26	Convergence criterion (GCONV=1E-8) satisfied.	0,81	6,33	*	WARNING: The relative Hessian convergence criterion of 0.0099124252 is greater than the limit of 0.0001. The convergence is questionable.			*	WARNING: The relative Hessian convergence criterion of 0.0234471978 is greater than the limit of 0.0001. The convergence is questionable.					*	WARNING: The relative Hessian convergence criterion of 0.0234471978 is greater than the limit of 0.0001. The convergence is questionable.		
	Unknown	26	4,1	8	30,8	15	2,4	4	26,7	0,93	Convergence criterion (GCONV=1E-8) satisfied.	0,17	5,03	0,037	Algorithm converged.	-0,307	0,382	*	WARNING: The relative Hessian convergence criterion of 0.0100458988 is greater than the limit of 0.0001. The convergence is questionable.					*	WARNING: The relative Hessian convergence criterion of 0.0100458988 is greater than the limit of 0.0001. The convergence is questionable.		
Baseline HbA1c	<=8%	404	63,9	128	31,7	399	63,6	113	28,8	1,15	Convergence criterion (GCONV=1E-8) satisfied.	0,83	1,57	0,027	Algorithm converged.	-0,036	0,089	1,09	Algorithm converged.	0,89	1,35	0,3665	0,7444	0,91	Algorithm converged.	0,74	1,12
	>8%	221	35,0	66	29,9	222	35,4	64	28,8	1,03	Convergence criterion (GCONV=1E-8) satisfied.	0,68	1,56	0,014	Algorithm converged.	-0,068	0,096	1,04	Algorithm converged.	0,78	1,38	0,8902		0,97	Algorithm converged.	0,73	1,28
	Missing	7	1,1	2	28,6	5	0,8	3	60,0	0,59	Convergence criterion (GCONV=1E-8) satisfied.	0,03	7,99	*	ERROR: The mean parameter is either invalid or at a limit of its range for some observations.			*	ERROR: The mean parameter is either invalid or at a limit of its range for some observations.					*	ERROR: The mean parameter is either invalid or at a limit of its range for some observations.		
Prior IVT anti-VEGF therapy	Yes	133	21,0	40	30,1	137	21,9	39	21,9	1,50	Convergence criterion (GCONV=1E-8) satisfied.	0,87	2,59	0,084	Algorithm converged.	-0,019	0,188	1,35	Algorithm converged.	0,95	2,04	0,1416	0,1289	0,74	Algorithm converged.	0,49	1,11
	No	499	79,0	156	31,3	489	78,0	152	31,1	1,01	Convergence criterion (GCONV=1E-8) satisfied.	0,77	1,32	0,003	Algorithm converged.	-0,053	0,059	1,00	Algorithm converged.	0,83	1,19	0,9591		1,00	Algorithm converged.	0,84	1,20
Baseline DR severity	<47	365	57,8	101	27,7	361	57,6	84	23,3	1,21	Convergence criterion (GCONV=1E-8) satisfied.	0,86	1,70	0,040	Algorithm converged.	-0,022	0,102	1,17	Algorithm converged.	0,91	1,50	0,2635	0,5130	0,86	Algorithm converged.	0,67	1,10
	47 - 53	198	31,3	69	34,8	208	33,2	78	37,5	0,89	Convergence criterion (GCONV=1E-8) satisfied.	0,59	1,35	-0,023	Algorithm converged.	-0,114	0,069	0,96	Algorithm converged.	0,74	1,24	0,5783		1,04	Algorithm converged.	0,81	1,34
	>53	58	9,2	23	39,7	38	6,1	18	47,4	0,59	Convergence criterion (GCONV=1E-8) satisfied.	0,24	1,45	*	WARNING: The relative Hessian convergence criterion of 0.0189429546 is greater than the limit of 0.0001. The convergence is questionable.			0,74	Algorithm converged.	0,47	1,16	0,2465		1,36	Algorithm converged.	0,86	2,14
	Missing	11	1,7	3	27,3	19	3,0	2	10,5	1,17	Convergence criterion (GCONV=1E-8) satisfied.	0,15	9,14	*	ERROR: The mean parameter is either invalid or at a limit of its range for some observations.			*	ERROR: The mean parameter is either invalid or at a limit of its range for some observations.					*	ERROR: The mean parameter is either invalid or at a limit of its range for some observations.		
Baseline DR severity	<=53	563	89,1	170	30,2	569	90,7	162	28,5	1,08	Convergence criterion (GCONV=1E-8) satisfied.	0,83	1,40	0,016	Algorithm converged.	-0,036	0,087	1,05	Algorithm converged.	0,88	1,25	0,5560	0,7516	0,95	Algorithm converged.	0,80	1,14
	>53	58	9,2	23	39,7	38	6,1	18	47,4	0,59	Convergence criterion (GCONV=1E-8) satisfied.	0,24	1,45	*	WARNING: The relative Hessian convergence criterion of 0.0189429546 is greater than the limit of 0.0001. The convergence is questionable.			0,74	Algorithm converged.	0,47	1,16	0,2465		1,36	Algorithm converged.	0,86	2,14
	Missing	11	1,7	3	27,3	19	3,0	2	10,5	1,17	Convergence criterion (GCONV=1E-8) satisfied.	0,15	9,14	*	ERROR: The mean parameter is either invalid or at a limit of its range for some observations.			*	ERROR: The mean parameter is either invalid or at a limit of its range for some observations.					*	ERROR: The mean parameter is either invalid or at a limit of its range for some observations.		
Medical history: renal disease	Yes	63	10,0	24	38,1	45	7,2	11	24,4	1,46	Convergence criterion (GCONV=1E-8) satisfied.	0,61	3,53	0,110	Algorithm converged.	-0,069	0,289	1,47	Algorithm converged.	0,80	2,69	0,3967	0,1984	0,68	Algorithm converged.	0,37	1,24
	No	569	90,0	172	30,2	581	92,7	171	29,4	1,04	Convergence criterion (GCONV=1E-8) satisfied.	0,80	1,34	0,008	Algorithm converged.	-0,044	0,060	1,02	Algorithm converged.	0,86	1,21	0,7640		0,98	Algorithm converged.	0,82	1,17
Medical history: cardiac disease	Yes	511	80,9	160	31,3	498	79,4	130	26,1	1,24	Convergence criterion (GCONV=1E-8) satisfied.	0,94	1,63	0,050	Algorithm converged.	-0,005	0,103	1,17	Algorithm converged.	0,97	1,43	0,1277	0,0414	0,85	Algorithm converged.	0,70	1,03
	No	121	19,1	36	29,8	128	20,4	52	40,6	0,68	Convergence criterion (GCONV=1E-8) satisfied.	0,38	1,22	-0,097	Algorithm converged.	-0,209	0,016	0,82	Algorithm converged.	0,59	1,14	0,1953		1,22	Algorithm converged.	0,88	1,71
Medical history: vascular disease	Yes	92	14,6	35	38,0	98	15,6	35	35,7	1,01	Convergence criterion (GCONV=1E-8) satisfied.	0,55	1,88	0,011	Algorithm converged.	-0,126	0,148	1,07	Algorithm converged.	0,74	1,54	0,9663	0,9991	0,94	Algorithm converged.	0,63	1,39
	No	540	85,4	161	29,8	528	84,2	147	27,8	1,11	Convergence criterion (GCONV=1E-8) satisfied.	0,83	1,45	0,022	Algorithm converged.	-0,032	0,075	1,06	Algorithm converged.	0,88	1,28	0,4638		0,94	Algorithm converged.	0,78	1,13
Study	Rhine	319	50,5	100	31,3	315	50,2	90	28,6	1,14	Convergence criterion (GCONV=1E-8) satisfied.	0,81	1,61	0,026	Algorithm converged.	-0,043	0,096	1,10	Algorithm converged.	0,87	1,39	0,4496	0,6555	0,91	Algorithm converged.	0,72	1,15
	Yosemite	313	49,5	96	30,7	311	49,6	92	29,6	1,05	Convergence criterion (GCONV=1E-8) satisfied.	0,74	1,49	0,016	Algorithm converged.	-0,055	0,086	1,03	Algorithm converged.	0,82	1,31	0,7727		0,97	Algorithm converged.	0,77	1,22

Test for interaction based on RR (Log-binomial regression)
* indicates convergence problem. Result is uninterpretable.
Only patients with at least one value are used for analysis. For stratification Asia and rest of the world regions are combined due to a small number of enrolled patients. The stratification factor is excluded if it is the subgroup. OR is computed by stratified analysis, RR and ARD by adjusted analysis.
Early Termination (ET) visit was mapped to closest regular visit.
Treatment policy strategy was applied to non-COVID-19 related and hypothetical strategy was applied to COVID-19 related intercurrent events. COVID-19 related intercurrent events are: Disc. of Treatment due to COVID-19, Prohibited Treatment/Therapy due to COVID-19, Missed Dose at Week 88,92 or 96 due to COVID-19 and COVID-19 Death.
Clinical cut-off: YOSEMITE 01NOV2021 and RHINE 28OCT2021

Program: root/clinical_studies/RO6867461/CDT70122/share/ACE_pool_DME_CSR_Final/prod/program/t_eff_resp.sas
Output: root/clinical_studies/RO6867461/CDT70122/share/ACE_pool_DME_CSR_Final/prod/output_hc/t_eff_resp_sg_str_QBCSCOR15I_PREST_ITBC_OCTNOV2021_DME.xls
26MAR2022 22:45

POPULATION: Intent-to-Treat Population B vs. C
ENDPOINT: Proportion of Patients with a >=4-point improvement from baseline in NEI VFQ-25 Composite score through Week 56
MODEL: Stratified Analysis by Study, Baseline BCVA ETDRS letter score, Prior IVT anti-VEGF therapy, Geographic region (combined)
STUDY: GR40349 & GR40398
Dichotomous Analysis (Efficacy)

		Faricimab (PTI) (N=632)				Aflibercept (N=627)				Faricimab (PTI) vs. Aflibercept															Aflibercept vs. Faricimab (PTI)				
		Patients		Patients with Event		Patients		Patients with Event		Odds Ratio					Absolute Risk Difference				Relative Risk						Relative Risk				
Name	Level	n	%	n	%	n	%	n	%	Odds Ratio		Convergence Reason	95% Lower CL	95% Upper CL	Absolute Risk		Convergence Reason	95% Lower CL	95% Upper CL	Relative Risk		Convergence Reason	95% Lower CL	95% Upper CL	p-value (Cochran-Mantel-Haenszel)	Interaction Test p-value (likelihood ratio)	Relative Risk		Convergence Reason	95% Lower CL	95% Upper CL
All	n/a	632	100,0	395	62,5	626	99,8	354	56,5	1,28		Convergence criterion (GCONV=1E-8) satisfied.	1,02	1,60	0,059		Algorithm converged.	0,005	0,113	1,10		Algorithm converged.	1,00	1,21	0,0336		0,91		Algorithm converged.	0,83	1,00
Study	Rhine	319	50,5	200	62,7	315	50,2	174	55,2	1,36		Convergence criterion (GCONV=1E-8) satisfied.	0,99	1,87	0,075		Algorithm converged.	-0,001	0,151	1,14		Algorithm converged.	1,00	1,29	0,0567	0,4952	0,88		Algorithm converged.	0,77	1,00
	Yosemite	313	49,5	195	62,3	311	49,6	180	57,9	1,20		Convergence criterion (GCONV=1E-8) satisfied.	0,87	1,66	0,044		Algorithm converged.	-0,033	0,120	1,07		Algorithm converged.	0,94	1,22	0,2746		0,93		Algorithm converged.	0,82	1,06

Test for interaction based on RR (Log-binomial regression)
* indicates convergence problem. Result is uninterpretable.
Only patients with at least one value are used for analysis. For stratification Asia and rest of the world regions are combined due to a small number of enrolled patients. The stratification factor is excluded if it is the subgroup. OR is computed by stratified analysis, RR and ARD by adjusted analysis.
Early Termination (ET) visit was mapped to closest regular visit.
Treatment policy strategy was applied to non-COVID-19 related and hypothetical strategy was applied to COVID-19 related intercurrent events. COVID-19 related intercurrent events are: Disc. of Treatment due to COVID-19, Prohibited Treatment/Therapy due to COVID-19, Missed Dose at Week 44,48 or 52 due to COVID-19 and COVID-19 Death.
Clinical cut-off: YOSEMITE 01NOV2021 and RHINE 28OCT2021

Program: root/clinical_studies/RO6867461/CDT70122/share/ACE_pool_DME_CSR_Final/prod/program/t_eff_resp.sas
Output: root/clinical_studies/RO6867461/CDT70122/share/ACE_pool_DME_CSR_Final/prod/output_bc/t_eff_resp_str_QBCSCOR4I_W56_PREST_ITBC_OCTNOV2021_DME.xls
27MAR2022 3:25

POPULATION: Intent-to-Treat Population B vs. C
ENDPOINT: Proportion of Patients with a >=4-point improvement from baseline in NEI VFQ-25 Composite score through Week 56
MODEL: Adjusted Analysis by Study, Baseline BCVA ETDRS letter score, Prior IVT anti-VEGF therapy, Geographic region
STUDY: GR40349 & GR40398
Forest Plot of Relative Risk

Study	Total n	Aflibercept (N=627) n	Aflibercept (N=627) n Responder	Faricimab (PTI) (N=632) n	Faricimab (PTI) (N=632) n Responder	Relative Risk	95% CI
All Patients	1258	626	354	632	395	1.10	(1.00, 1.21)
Study							
Rhine	634	315	174	319	200	1.14	(1.00, 1.29)
Yosemite	624	311	180	313	195	1.07	(0.94, 1.22)

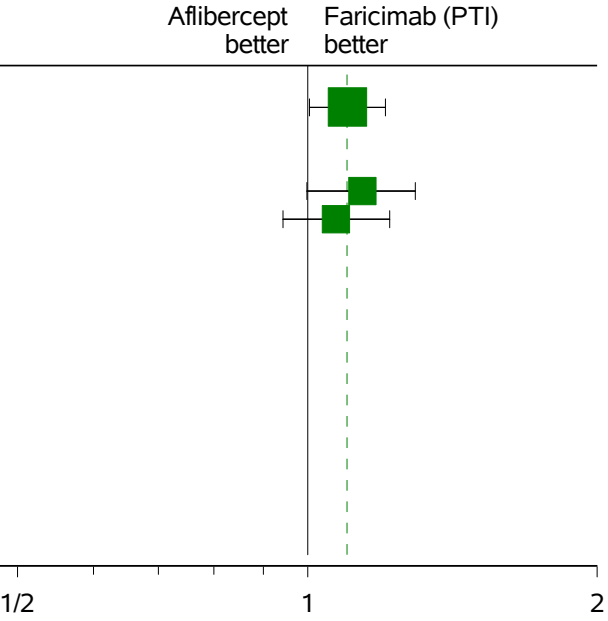

Only patients with at least one value are used for analysis. For adjustment Asia and rest of the world regions are combined due to a small number of enrolled patients.
The adjustment factor is excluded if it is the subgroup.
Early Termination (ET) visit was mapped to closest regular visit.
Treatment policy strategy was applied to non-COVID-19 related and hypothetical strategy was applied to COVID-19 related intercurrent events. COVID-19 related intercurrent events are:
Disc. of Treatment due to COVID-19, Prohibited Treatment/Therapy due to COVID-19, Missed Dose at Week 44,48 or 52 due to COVID-19 and COVID-19 Death.
Clinical cut-off: YOSEMITE 01NOV2021 and RHINE 28OCT2021
Program: root/clinical_studies/RO6867461/CDT70122/share/ACE_pool_DME_Base/prod/program/g_forest_rr.sas
Output: root/clinical_studies/RO6867461/CDT70122/share/ACE_pool_DME_CSR_Final/prod/output_bc/g_forest_rr_str_QBCSCOR4I_W56_PREST_ITBC_OCTNOV2021_DME.pdf 06OCT2022 17:55

POPULATION: Intent-to-Treat Population B vs. C
ENDPOINT: Proportion of Patients with a >=4-point improvement from baseline in NEI VFQ-25 Composite score through Week 56
MODEL: Stratified Analysis by Study, Baseline BCVA ETDRS letter score, Prior IVT anti-VEGF therapy, Geographic region
STUDY: GR40349 & GR40398
Forest Plot of Odds Ratio

Study	Total n	Aflibercept (N=627) n	Aflibercept (N=627) n Responder	Faricimab (PTI) (N=632) n	Faricimab (PTI) (N=632) n Responder	Odds Ratio	95% CI
All Patients	1258	626	354	632	395	1.28	(1.02, 1.60)
Study							
Rhine	634	315	174	319	200	1.36	(0.99, 1.87)
Yosemite	624	311	180	313	195	1.20	(0.87, 1.66)

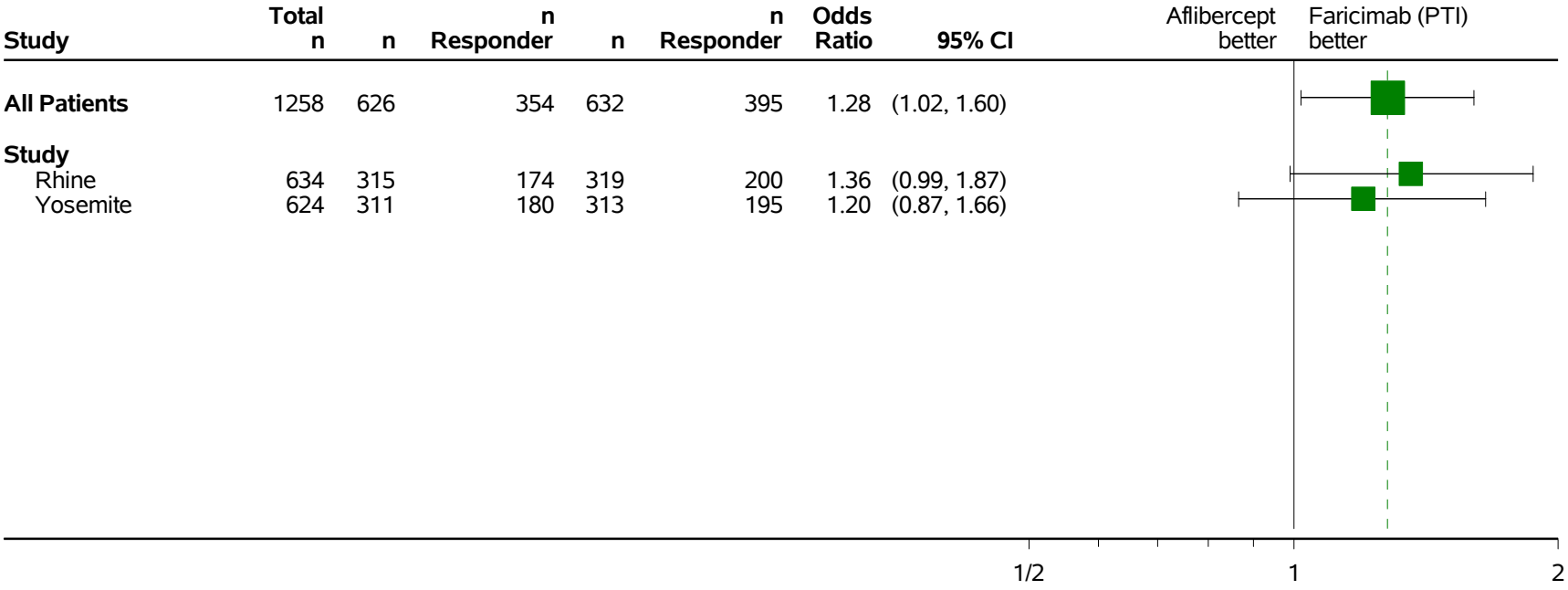

Only patients with at least one value are used for analysis. For stratification Asia and rest of the world regions are combined due to a small number of enrolled patients.
Early Termination (ET) visit was mapped to closest regular visit.
Treatment policy strategy was applied to non-COVID-19 related and hypothetical strategy was applied to COVID-19 related intercurrent events. COVID-19 related intercurrent events are:
Disc. of Treatment due to COVID-19, Prohibited Treatment/Therapy due to COVID-19, Missed Dose at Week 44,48 or 52 due to COVID-19 and COVID-19 Death.
Clinical cut-off: YOSEMITE 01NOV2021 and RHINE 28OCT2021
Program: root/clinical_studies/RO6867461/CDT70122/share/ACE_pool_DME_Base/prod/program/g_forest_or.sas
Output: root/clinical_studies/RO6867461/CDT70122/share/ACE_pool_DME_CSR_Final/prod/output_bc/g_forest_or_str_QBCSCOR4I_W56_PREST_ITBC_OCTNOV2021_DME.pdf 30SEP2022 12:38

POPULATION: Intent-to-Treat Population B vs. C
ENDPOINT: Proportion of Patients with a >=4-point improvement from baseline in NEI VFQ-25 Composite score through Week 56
MODEL: Stratified Analysis by Study, Baseline BCVA ETDRS letter score, Prior IVT anti-VEGF therapy, Geographic region (combined)
STUDY: GR40349 & GR40398
Dichotomous Analysis by Subgroups (Efficacy)

		Faricimab (PTI) (N=632)				Aflibercept (N=627)				Faricimab (PTI) vs. Aflibercept														Aflibercept vs. Faricimab (PTI)				
		Patients		Patients with Event		Patients		Patients with Event		Odds Ratio				Absolute Risk Difference				Relative Risk						Relative Risk				
Name	Level	n	%	n	%	n	%	n	%	Odds Ratio	Convergence Reason	95% Lower CL	95% Upper CL	Absolute Risk	Convergence Reason	95% Lower CL	95% Upper CL	Relative Risk	Convergence Reason	95% Lower CL	95% Upper CL	p-value (Cochran-Mantel Haenszel)	Interaction Test p-value (likelihood ratio)	Relative Risk	Convergence Reason	95% Lower CL	95% Upper CL
All	n/a	632	100,0	395	62,5	626	99,8	354	56,5	1,28	Convergence criterion (GCONV=1E-8) satisfied.	1,02	1,60	0,059	Algorithm converged.	0,005	0,113	1,10	Algorithm converged.	1,00	1,21	0,0336		0,91	Algorithm converged.	0,83	1,00
Sex	Male	396	62,7	235	59,3	364	58,1	202	55,5	1,17	Convergence criterion (GCONV=1E-8) satisfied.	0,87	1,58	0,035	Algorithm converged.	-0,035	0,105	1,05	Algorithm converged.	0,93	1,19	0,2938	0,2261	0,95	Algorithm converged.	0,84	1,07
	Female	236	37,3	160	67,8	262	41,8	152	58,0	1,48	Convergence criterion (GCONV=1E-8) satisfied.	1,02	2,13	0,102	Algorithm converged.	0,017	0,188	1,18	Algorithm converged.	1,03	1,33	0,0372		0,85	Algorithm converged.	0,74	0,97
Age	< 65 years	352	55,7	223	63,4	363	57,9	213	58,7	1,24	Convergence criterion (GCONV=1E-8) satisfied.	0,91	1,68	0,053	Algorithm converged.	-0,018	0,124	1,09	Algorithm converged.	0,97	1,23	0,1684	0,5281	0,92	Algorithm converged.	0,81	1,03
	>= 65 years	280	44,3	172	61,4	263	41,9	141	53,6	1,37	Convergence criterion (GCONV=1E-8) satisfied.	0,97	1,93	0,083	Algorithm converged.	0,000	0,166	1,14	Algorithm converged.	1,00	1,34	0,0740		0,86	Algorithm converged.	0,75	1,00
Age	< 75 years	577	91,3	361	62,6	571	91,1	323	56,9	1,26	Convergence criterion (GCONV=1E-8) satisfied.	1,00	1,61	0,056	Algorithm converged.	0,000	0,113	1,10	Algorithm converged.	1,00	1,20	0,0528	0,7803	0,91	Algorithm converged.	0,83	1,00
	>= 75 years	55	8,7	34	61,8	55	8,8	29	52,7	0,88	Convergence criterion (GCONV=1E-8) satisfied.	0,39	1,98	0,091	Algorithm converged.	-0,094	0,276	1,21	Algorithm converged.	0,86	1,70	0,7488		0,83	Algorithm converged.	0,59	1,17
Baseline BCVA ETDRS letter score	< 64 letters	282	44,6	186	66,2	284	45,3	172	60,6	1,28	Convergence criterion (GCONV=1E-8) satisfied.	0,90	1,81	0,052	Algorithm converged.	-0,028	0,131	1,08	Algorithm converged.	0,95	1,22	0,1651	0,7209	0,93	Algorithm converged.	0,82	1,05
	>= 64 letters	349	55,2	209	59,9	342	54,5	182	53,2	1,23	Convergence criterion (GCONV=1E-8) satisfied.	0,97	1,77	0,067	Algorithm converged.	-0,007	0,141	1,13	Algorithm converged.	0,99	1,28	0,0839		0,88	Algorithm converged.	0,78	1,01
	Missing	2	0,3	0	0,0	0	0,0	0	0,0	NE		NE	NE	NE	NE	NE	NE	NE	NE	NE	NE	NE		NE	NE	NE	NE
Geographic region	Europe	219	34,7	132	60,3	219	34,9	116	53,0	1,33	Convergence criterion (GCONV=1E-8) satisfied.	0,91	1,94	0,073	Algorithm converged.	-0,019	0,166	1,14	Algorithm converged.	0,97	1,34	0,1446	0,7175	0,88	Algorithm converged.	0,74	1,04
	America	344	54,4	221	64,2	339	54,1	203	59,9	1,20	Convergence criterion (GCONV=1E-8) satisfied.	0,88	1,64	0,044	Algorithm converged.	-0,028	0,116	1,07	Algorithm converged.	0,96	1,20	0,2532		0,93	Algorithm converged.	0,83	1,05
	Asia Pacific (inc. Australia)	69	10,9	42	60,9	68	10,8	33	51,5	1,51	Convergence criterion (GCONV=1E-8) satisfied.	0,75	3,05	0,109	Algorithm converged.	-0,056	0,275	1,20	Algorithm converged.	0,89	1,62	0,2451		0,83	Algorithm converged.	0,62	1,12
Race/ethnicity	White	489	77,4	308	63,0	505	80,5	287	56,8	1,29	Convergence criterion (GCONV=1E-8) satisfied.	0,99	1,68	0,061	Algorithm converged.	0,001	0,122	1,10	Algorithm converged.	1,00	1,22	0,0548	0,6199	0,91	Algorithm converged.	0,82	1,00
	Asian	62	9,8	38	61,3	59	9,4	29	49,2	1,60	Convergence criterion (GCONV=1E-8) satisfied.	0,77	3,33	0,138	Algorithm converged.	-0,035	0,310	1,26	Algorithm converged.	0,91	1,72	0,2054		0,80	Algorithm converged.	0,58	1,09
	Other	55	8,7	34	61,8	47	7,5	28	59,6	1,22	Convergence criterion (GCONV=1E-8) satisfied.	0,49	3,06	0,044	Algorithm converged.	-0,136	0,225	*	WARNING: The relative Hessian convergence criterion of 0.0098751964 is greater than the limit of 0.0001. The convergence is questionable.					*	WARNING: The relative Hessian convergence criterion of 0.0098751964 is greater than the limit of 0.0001. The convergence is questionable.		
	Unknown	26	4,1	15	57,7	15	2,4	10	66,7	0,47	Convergence criterion (GCONV=1E-8) satisfied.	0,11	2,00	-0,109	Algorithm converged.	-0,444	0,226	*	WARNING: The relative Hessian convergence criterion of 0.0310382043 is greater than the limit of 0.0001. The convergence is questionable.					*	WARNING: The relative Hessian convergence criterion of 0.0310382043 is greater than the limit of 0.0001. The convergence is questionable.		
Baseline HbA1c	<=8%	404	63,9	254	62,9	399	63,6	223	55,9	1,31	Convergence criterion (GCONV=1E-8) satisfied.	1,01	1,80	0,069	Algorithm converged.	0,002	0,136	1,11	Algorithm converged.	0,99	1,25	0,0436	0,6298	0,90	Algorithm converged.	0,80	1,01
	>8%	221	35,0	137	62,0	222	35,4	128	57,7	1,17	Convergence criterion (GCONV=1E-8) satisfied.	0,82	1,72	0,045	Algorithm converged.	-0,047	0,136	1,08	Algorithm converged.	0,93	1,26	0,4054		0,93	Algorithm converged.	0,75	1,08
	Missing	7	1,1	4	57,1	5	0,8	3	60,0	*	NE	*	ERROR: The mean parameter is either invalid or at a limit of its range for some observations.					*	WARNING: Negative of Hessian not positive definite.					*	WARNING: Negative of Hessian not positive definite.		
Prior IVT anti-VEGF therapy	Yes	133	21,0	83	62,4	137	21,9	71	51,8	1,51	Convergence criterion (GCONV=1E-8) satisfied.	0,93	2,54	0,108	Algorithm converged.	-0,011	0,222	1,21	Algorithm converged.	0,99	1,49	0,0784	0,2669	0,83	Algorithm converged.	0,67	1,01
	No	499	79,0	312	62,5	489	78,0	283	57,9	1,23	Convergence criterion (GCONV=1E-8) satisfied.	0,94	1,57	0,045	Algorithm converged.	-0,018	0,106	1,07	Algorithm converged.	0,97	1,19	0,1383		0,93	Algorithm converged.	0,84	1,03
Baseline DR severity	<47	365	57,8	218	59,7	361	57,6	183	50,7	1,39	Convergence criterion (GCONV=1E-8) satisfied.	1,03	1,87	0,087	Algorithm converged.	0,015	0,159	1,17	Algorithm converged.	1,02	1,33	0,0306	0,3299	0,86	Algorithm converged.	0,75	0,98
	47 - 53	198	31,3	131	66,2	208	33,2	137	65,9	1,02	Convergence criterion (GCONV=1E-8) satisfied.	0,67	1,54	0,009	Algorithm converged.	-0,083	0,100	1,02	Algorithm converged.	0,89	1,17	0,9412		0,98	Algorithm converged.	0,88	1,13
	>53	58	9,2	40	69,0	38	6,1	25	65,8	1,10	Convergence criterion (GCONV=1E-8) satisfied.	0,44	2,77	0,007	Algorithm converged.	-0,194	0,208	0,99	Algorithm converged.	0,73	1,38	0,8774		1,01	Algorithm converged.	0,73	1,41
	Missing	11	1,7	6	54,5	19	3,0	9	47,4	0,76	Convergence criterion (GCONV=1E-8) satisfied.	0,14	4,04	0,021	Algorithm converged.	-0,376	0,412	1,14	Algorithm converged.	0,46	2,84	0,7504		0,88	Algorithm converged.	0,35	2,20
Baseline DR severity	<=53	563	89,1	349	62,0	569	90,7	320	56,2	1,28	Convergence criterion (GCONV=1E-8) satisfied.	0,99	1,60	0,053	Algorithm converged.	-0,002	0,112	1,09	Algorithm converged.	0,99	1,20	0,0620	0,9131	0,92	Algorithm converged.	0,83	1,01
	>53	58	9,2	40	69,0	38	6,1	25	65,8	1,10	Convergence criterion (GCONV=1E-8) satisfied.	0,44	2,77	0,007	Algorithm converged.	-0,194	0,208	0,99	Algorithm converged.	0,73	1,38	0,8774		1,01	Algorithm converged.	0,73	1,41
	Missing	11	1,7	6	54,5	19	3,0	9	47,4	0,76	Convergence criterion (GCONV=1E-8) satisfied.	0,14	4,04	0,021	Algorithm converged.	-0,376	0,412	1,14	Algorithm converged.	0,46	2,84	0,7504		0,88	Algorithm converged.	0,35	2,20
Medical history: renal disease	Yes	63	10,0	42	66,7	45	7,2	25	55,6	1,43	Convergence criterion (GCONV=1E-8) satisfied.	0,64	3,16	0,091	Algorithm converged.	-0,094	0,276	1,19	Algorithm converged.	0,88	1,61	0,3814	0,5950	0,84	Algorithm converged.	0,62	1,14
	No	569	90,0	353	62,0	581	92,7	329	56,6	1,25	Convergence criterion (GCONV=1E-8) satisfied.	0,99	1,58	0,053	Algorithm converged.	-0,003	0,110	1,09	Algorithm converged.	0,99	1,20	0,0631		0,92	Algorithm converged.	0,83	1,01
Medical history: cardiac disease	Yes	511	80,9	318	62,2	498	79,4	275	55,2	1,30	Convergence criterion (GCONV=1E-8) satisfied.	1,01	1,68	0,068	Algorithm converged.	0,007	0,129	1,12	Algorithm converged.	1,01	1,24	0,0407	0,5164	0,89	Algorithm converged.	0,80	0,99
	No	121	19,1	77	63,6	128	20,4	79	61,7	1,13	Convergence criterion (GCONV=1E-8) satisfied.	0,65	1,98	0,036	Algorithm converged.	-0,079	0,150	1,04	Algorithm converged.	0,88	1,24	0,6556		0,96	Algorithm converged.	0,81	1,14
Medical history: vascular disease	Yes	92	14,6	68	73,9	98	15,6	63	64,3	1,67	Convergence criterion (GCONV=1E-8) satisfied.	0,88	3,19	0,112	Algorithm converged.	-0,022	0,245	1,19	Algorithm converged.	0,98	1,46	0,1164	0,7384	0,84	Algorithm converged.	0,69	1,02
	No	540	85,4	327	60,6	528	84,2	291	55,1	1,26	Convergence criterion (GCONV=1E-8) satisfied.	0,98	1,61	0,055	Algorithm converged.	-0,004	0,113	1,08	Algorithm converged.	0,99	1,21	0,0677		0,92	Algorithm converged.	0,83	1,01
Study	Rhine	319	50,5	200	62,7	315	50,2	174	55,2	1,36	Convergence criterion (GCONV=1E-8) satisfied.	0,99	1,87	0,075	Algorithm converged.	-0,001	0,153	1,14	Algorithm converged.	1,00	1,29	0,0567	0,4952	0,88	Algorithm converged.	0,77	1,00
	Yosemite	313	49,5	195	62,3	311	49,6	180	57,9	1,20	Convergence criterion (GCONV=1E-8) satisfied.	0,87	1,66	0,044	Algorithm converged.	-0,033	0,120	1,07	Algorithm converged.	0,94	1,22	0,2746		0,93	Algorithm converged.	0,82	1,06

Test for interaction based on RR (Log-binomial regression)
* indicates convergence problem. Result is uninterpretable.
Only patients with at least one value are used for analysis. For stratification Asia and rest of the world regions are combined due to a small number of enrolled patients. The stratification factor is excluded if it is the subgroup. OR is computed by stratified analysis, RR and ARD by adjusted analysis.
Early Termination (ET) visit was mapped to closest regular visit.
Treatment policy strategy was applied to non-COVID-19 related and hypothetical strategy was applied to COVID-19 related intercurrent events. COVID-19 related intercurrent events are: Disc. of Treatment due to COVID-19, Prohibited Treatment/Therapy due to COVID-19, Missed Dose at Week 44,48 or 52 due to COVID-19 and COVID-19 Death.
Clinical cut-off: YOSEMITE 01NOV2021 and RHINE 28OCT2021

Program: root/clinical_studies/RO6867461/CDT70122/share/ACE_pool_DME_CSR_Final/prod/program/t_eff_resp.sas
Output: root/clinical_studies/RO6867461/CDT70122/share/ACE_pool_DME_CSR_Final/prod/output_hc/t_eff_resp_sg_str_QBCSCOR4I_W56_PREST_ITBC_OCTNOV2021_DME.xls
26MAR2022 18:54

POPULATION: Intent-to-Treat Population B vs. C
ENDPOINT: Proportion of Patients with a >=4-point improvement from baseline in NEI VFQ-25 Composite score throughout the Entire Study
MODEL: Stratified Analysis by Study, Baseline BCVA ETDRS letter score, Prior IVT anti-VEGF therapy, Geographic region (combined)
STUDY: GR40349 & GR40398
Dichotomous Analysis (Efficacy)

		Faricimab (PTI) (N=632)				Aflibercept (N=627)				Faricimab (PTI) vs. Aflibercept															Aflibercept vs. Faricimab (PTI)				
		Patients		Patients with Event		Patients		Patients with Event		Odds Ratio						Absolute Risk Difference				Relative Risk							Relative Risk				
Name	Level	n	%	n	%	n	%	n	%	Odds Ratio		Convergence Reason	95% Lower CL	95% Upper CL	Absolute Risk		Convergence Reason	95% Lower CL	95% Upper CL	Relative Risk		Convergence Reason	95% Lower CL	95% Upper CL	p-value (Cochran-Mantel-Haenszel)	Interaction Test p-value (likelihood ratio)	Relative Risk		Convergence Reason	95% Lower CL	95% Upper CL
All	n/a	632	100,0	431	68,2	626	99,8	403	64,4	1,18		Convergence criterion (GCONV=1E-8) satisfied.	0,94	1,50	0,037		Algorithm converged.	-0,015	0,089	1,05		Algorithm converged.	0,97	1,14	0,1582		0,95		Algorithm converged.	0,88	1,03
Study	Rhine	319	50,5	218	68,3	315	50,2	192	61,0	1,38		Convergence criterion (GCONV=1E-8) satisfied.	1,00	1,91	0,076		Algorithm converged.	0,002	0,150	1,13		Algorithm converged.	1,01	1,27	0,0532	0,1207	0,89		Algorithm converged.	0,79	0,99
	Yosemite	313	49,5	213	68,1	311	49,6	211	67,8	1,00		Convergence criterion (GCONV=1E-8) satisfied.	0,72	1,41	0,001		Algorithm converged.	-0,072	0,073	1,00		Algorithm converged.	0,90	1,11	0,9781		1,00		Algorithm converged.	0,90	1,11

Test for interaction based on RR (Log-binomial regression)
* indicates convergence problem. Result is uninterpretable.
Only patients with at least one value are used for analysis. For stratification Asia and rest of the world regions are combined due to a small number of enrolled patients. The stratification factor is excluded if it is the subgroup. OR is computed by stratified analysis, RR and ARD by adjusted analysis.
Early Termination (ET) visit was mapped to closest regular visit.
Treatment policy strategy was applied to non-COVID-19 related and hypothetical strategy was applied to COVID-19 related intercurrent events. COVID-19 related intercurrent events are: Disc. of Treatment due to COVID-19, Prohibited Treatment/Therapy due to COVID-19, Missed Dose at Week 88,92 or 96 due to COVID-19 and COVID-19 Death.
Clinical cut-off: YOSEMITE 01NOV2021 and RHINE 28OCT2021

Program: root/clinical_studies/RO6867461/CDT70122/share/ACE_pool_DME_CSR_Final/prod/program/t_eff_resp.sas
Output: root/clinical_studies/RO6867461/CDT70122/share/ACE_pool_DME_CSR_Final/prod/output_bc/t_eff_resp_str_QBCSCOR4I_PREST_ITBC_OCTNOV2021_DME.xls
27MAR2022 3:29

POPULATION: Intent-to-Treat Population B vs. C
ENDPOINT: Proportion of Patients with a >=4-point improvement from baseline in NEI VFQ-25 Composite score throughout the Entire Study
MODEL: Adjusted Analysis by Study, Baseline BCVA ETDRS letter score, Prior IVT anti-VEGF therapy, Geographic region
STUDY: GR40349 & GR40398
Forest Plot of Relative Risk

Study	Total n	Aflibercept (N=627) n	Aflibercept (N=627) n Responder	Faricimab (PTI) (N=632) n	Faricimab (PTI) (N=632) n Responder	Relative Risk	95% CI
All Patients	1258	626	403	632	431	1.05	(0.97, 1.14)
Study							
Rhine	634	315	192	319	218	1.13	(1.01, 1.27)
Yosemite	624	311	211	313	213	1.00	(0.90, 1.11)

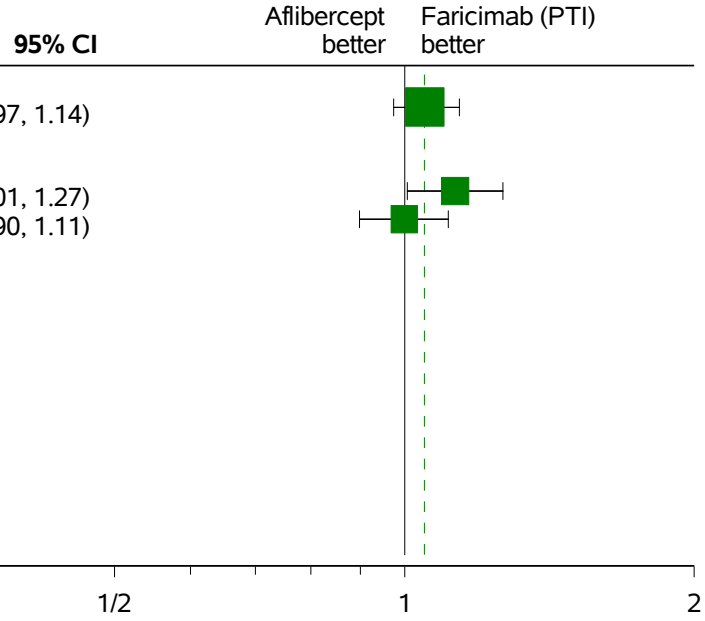

Only patients with at least one value are used for analysis. For adjustment Asia and rest of the world regions are combined due to a small number of enrolled patients.
The adjustment factor is excluded if it is the subgroup.
Early Termination (ET) visit was mapped to closest regular visit.
Treatment policy strategy was applied to non-COVID-19 related and hypothetical strategy was applied to COVID-19 related intercurrent events. COVID-19 related intercurrent events are:
Disc. of Treatment due to COVID-19, Prohibited Treatment/Therapy due to COVID-19, Missed Dose at Week 88,92 or 96 due to COVID-19 and COVID-19 Death.
Clinical cut-off: YOSEMITE 01NOV2021 and RHINE 28OCT2021
Program: root/clinical_studies/RO6867461/CDT70122/share/ACE_pool_DME_Base/prod/program/g_forest_rr.sas
Output: root/clinical_studies/RO6867461/CDT70122/share/ACE_pool_DME_CSR_Final/prod/output_bc/g_forest_rr_str_QBCSCOR4I_PREST_ITBC_OCTNOV2021_DME.pdf 06OCT2022 17:57

POPULATION: Intent-to-Treat Population B vs. C
ENDPOINT: Proportion of Patients with a >=4-point improvement from baseline in NEI VFQ-25 Composite score throughout the Entire Study
MODEL: Stratified Analysis by Study, Baseline BCVA ETDRS letter score, Prior IVT anti-VEGF therapy, Geographic region
STUDY: GR40349 & GR40398
Forest Plot of Odds Ratio

Study	Total n	Aflibercept (N=627) n	Aflibercept (N=627) n Responder	Faricimab (PTI) (N=632) n	Faricimab (PTI) (N=632) n Responder	Odds Ratio	95% CI
All Patients	1258	626	403	632	431	1.18	(0.94, 1.50)
Study							
Rhine	634	315	192	319	218	1.38	(1.00, 1.91)
Yosemite	624	311	211	313	213	1.00	(0.72, 1.41)

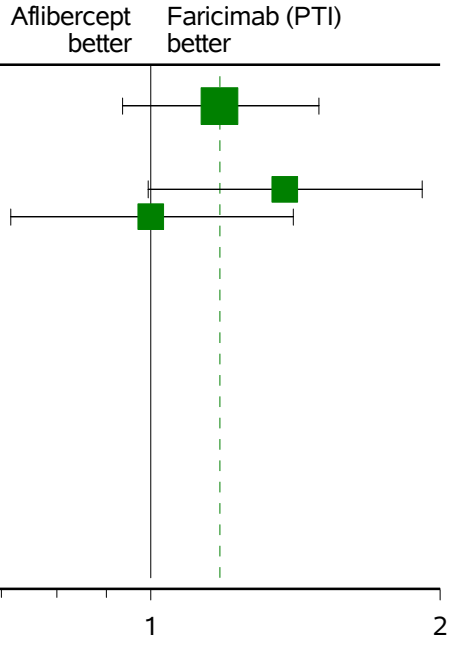

Only patients with at least one value are used for analysis. For stratification Asia and rest of the world regions are combined due to a small number of enrolled patients.
Early Termination (ET) visit was mapped to closest regular visit.
Treatment policy strategy was applied to non-COVID-19 related and hypothetical strategy was applied to COVID-19 related intercurrent events. COVID-19 related intercurrent events are:
Disc. of Treatment due to COVID-19, Prohibited Treatment/Therapy due to COVID-19, Missed Dose at Week 88,92 or 96 due to COVID-19 and COVID-19 Death.
Clinical cut-off: YOSEMITE 01NOV2021 and RHINE 28OCT2021
Program: root/clinical_studies/RO6867461/CDT70122/share/ACE_pool_DME_Base/prod/program/g_forest_or.sas
Output: root/clinical_studies/RO6867461/CDT70122/share/ACE_pool_DME_CSR_Final/prod/output_bc/g_forest_or_str_QBCSCOR4I_PREST_ITBC_OCTNOV2021_DME.pdf 30SEP2022 12:40

POPULATION: Intent-to-Treat Population B vs. C
ENDPOINT: Proportion of Patients with a >=4-point improvement from baseline in NEI VFQ-25 Composite score throughout the Entire Study
MODEL: Stratified Analysis by Study, Baseline BCVA ETDRS letter score, Prior IVT anti-VEGF therapy, Geographic region (combined)
STUDY: GR40349 & GR40398
Dichotomous Analysis by Subgroups (Efficacy)

		Faricimab (PTI) (N=632)				Aflibercept (N=627)				Faricimab (PTI) vs. Aflibercept															Aflibercept vs. Faricimab (PTI)			
		Patients		Patients with Event		Patients		Patients with Event		Odds Ratio				Absolute Risk Difference					Relative Risk						Relative Risk			
Name	Level	n	%	n	%	n	%	n	%	Odds Ratio	Convergence Reason	95% Lower CL	95% Upper CL	Absolute Risk	Convergence Reason	95% Lower CL	95% Upper CL	Relative Risk	Convergence Reason	95% Lower CL	95% Upper CL	p (Cochran-Mantel-Haenszel)	Interaction Test p-value (likelihood ratio)	Relative Risk	Convergence Reason	95% Lower CL	95% Upper CL
All	n/a	632	100,0	431	68,2	626	99,8	403	64,4	1,18	Convergence criterion (GCONV=1E-8) satisfied.	0,94	1,50	0,037	Algorithm converged.	-0,015	0,089	1,05	Algorithm converged.	0,97	1,14	0,1582		0,95	Algorithm converged.	0,88	1,03
Sex	Male	396	62,7	255	64,4	364	58,1	229	62,9	1,05	Convergence criterion (GCONV=1E-8) satisfied.	0,78	1,42	0,009	Algorithm converged.	-0,059	0,077	1,01	Algorithm converged.	0,90	1,12	0,7314	0,1581	0,99	Algorithm converged.	0,89	1,11
	Female	236	37,3	176	74,6	262	41,8	174	66,4	1,43	Convergence criterion (GCONV=1E-8) satisfied.	0,97	2,11	0,083	Algorithm converged.	0,003	0,163	1,12	Algorithm converged.	1,00	1,26	0,0731		0,89	Algorithm converged.	0,79	1,00
Age	< 65 years	352	55,7	240	68,2	363	57,9	248	68,3	1,03	Convergence criterion (GCONV=1E-8) satisfied.	0,75	1,42	0,009	Algorithm converged.	-0,059	0,077	1,01	Algorithm converged.	0,92	1,12	0,8510	0,0939	0,99	Algorithm converged.	0,89	1,03
	>= 65 years	280	44,3	191	68,2	263	41,9	155	58,9	1,51	Convergence criterion (GCONV=1E-8) satisfied.	1,06	2,16	0,097	Algorithm converged.	0,017	0,178	1,17	Algorithm converged.	1,03	1,32	0,0226		0,88	Algorithm converged.	0,75	0,97
Age	< 75 years	577	91,3	392	67,9	571	91,1	371	65,0	1,14	Convergence criterion (GCONV=1E-8) satisfied.	0,89	1,46	0,029	Algorithm converged.	-0,025	0,084	1,04	Algorithm converged.	0,96	1,13	0,2905	0,3850	0,96	Algorithm converged.	0,88	1,04
	>= 75 years	55	8,7	39	70,9	55	8,8	32	58,2	1,16	Convergence criterion (GCONV=1E-8) satisfied.	0,50	2,67	0,135	Algorithm converged.	-0,041	0,312	1,26	Algorithm converged.	0,95	1,67	0,7289		0,79	Algorithm converged.	0,60	1,05
Baseline BCVA ETDRS letter score	< 64 letters	281	44,5	203	72,2	284	45,3	195	68,7	1,19	Convergence criterion (GCONV=1E-8) satisfied.	0,83	1,71	0,033	Algorithm converged.	-0,041	0,108	1,05	Algorithm converged.	0,94	1,16	0,3451	0,7677	0,96	Algorithm converged.	0,86	1,06
	>= 64 letters	349	55,2	228	65,3	342	54,5	208	60,8	1,21	Convergence criterion (GCONV=1E-8) satisfied.	0,89	1,64	0,046	Algorithm converged.	-0,026	0,118	1,08	Algorithm converged.	0,96	1,21	0,2340		0,93	Algorithm converged.	0,83	1,04
	Missing	2	0,3	0	0,0	0	0,0	0	0,0	NE		NE	NE	NE	NE	NE	NE	NE	NE	NE	NE	NE		NE	NE	NE	NE
Geographic region	Europe	219	34,7	145	66,2	219	34,9	137	62,6	1,16	Convergence criterion (GCONV=1E-8) satisfied.	0,78	1,73	0,035	Algorithm converged.	-0,055	0,125	1,05	Algorithm converged.	0,91	1,21	0,4632	0,6477	0,95	Algorithm converged.	0,83	1,09
	America	344	54,4	240	69,8	339	54,1	227	67,0	1,13	Convergence criterion (GCONV=1E-8) satisfied.	0,82	1,56	0,029	Algorithm converged.	-0,040	0,098	1,04	Algorithm converged.	0,94	1,16	0,4653		0,98	Algorithm converged.	0,87	1,06
	Asia Pacific (inc. Australia)	69	10,9	46	66,7	68	10,8	39	57,4	1,61	Convergence criterion (GCONV=1E-8) satisfied.	0,79	3,28	0,111	Algorithm converged.	-0,050	0,272	1,20	Algorithm converged.	0,92	1,55	0,1876		0,84	Algorithm converged.	0,65	1,08
Race/ethnicity	White	489	77,4	337	68,9	505	80,5	329	65,1	1,18	Convergence criterion (GCONV=1E-8) satisfied.	0,90	1,54	0,035	Algorithm converged.	-0,023	0,093	1,05	Algorithm converged.	0,96	1,14	0,2300	0,4724	0,95	Algorithm converged.	0,88	1,04
	Asian	62	9,8	43	69,4	59	9,4	33	55,9	1,87	Convergence criterion (GCONV=1E-8) satisfied.	0,87	4,04	0,152	Algorithm converged.	-0,016	0,320	1,27	Algorithm converged.	0,97	1,68	0,1077		0,78	Algorithm converged.	0,60	1,03
	Other	55	8,7	36	65,5	47	7,5	30	63,8	1,17	Convergence criterion (GCONV=1E-8) satisfied.	0,47	2,91	0,039	Algorithm converged.	-0,144	0,223	1,04	Algorithm converged.	0,80	1,37	0,7362		0,96	Algorithm converged.	0,73	1,26
	Unknown	26	4,1	15	57,7	15	2,4	11	73,3	0,28	* Convergence criterion (GCONV=1E-8) satisfied.	0,05	1,50		* WARNING: The relative Hessian convergence criterion of 0.0015175036 is greater than the limit of 0.0001. The convergence is questionable.				* WARNING: The relative Hessian convergence criterion of 0.0410193682 is greater than the limit of 0.0001. The convergence is questionable.						* WARNING: The relative Hessian convergence criterion of 0.0410193682 is greater than the limit of 0.0001. The convergence is questionable.		
Baseline HbA1c	<=8%	404	63,9	281	69,6	399	63,6	258	64,7	1,23	Convergence criterion (GCONV=1E-8) satisfied.	0,93	1,69	0,046	Algorithm converged.	-0,018	0,111	1,04	Algorithm converged.	0,97	1,17	0,1398	0,7562	0,94	Algorithm converged.	0,85	1,03
	>8%	221	35,0	148	66,9	222	35,4	141	63,5	1,12	Convergence criterion (GCONV=1E-8) satisfied.	0,76	1,65	0,026	Algorithm converged.	-0,062	0,115	1,04	Algorithm converged.	0,91	1,20	0,5769		0,90	Algorithm converged.	0,84	1,10
	Missing	7	1,1	4	57,1	5	0,8	4	80,0		* NE				* ERROR: The mean parameter is either invalid or at a limit of its range for some observations.				* WARNING: Negative of Hessian not positive definite.						* WARNING: Negative of Hessian not positive definite.		
Prior IVT anti-VEGF therapy	Yes	133	21,0	90	67,7	137	21,9	88	64,2	1,16	Convergence criterion (GCONV=1E-8) satisfied.	0,70	1,93	0,040	Algorithm converged.	-0,072	0,152	1,07	Algorithm converged.	0,91	1,27	0,5617	0,8364	0,93	Algorithm converged.	0,79	1,10
	No	499	79,0	341	68,3	489	78,0	315	64,4	1,18	Convergence criterion (GCONV=1E-8) satisfied.	0,91	1,55	0,037	Algorithm converged.	-0,022	0,095	1,05	Algorithm converged.	0,96	1,15	0,1964		0,95	Algorithm converged.	0,87	1,04
Baseline DR severity	<47	365	57,8	237	64,9	361	57,8	216	59,8	1,20	Convergence criterion (GCONV=1E-8) satisfied.	0,88	1,62	0,046	Algorithm converged.	-0,024	0,117	1,07	Algorithm converged.	0,96	1,20	0,2442	0,6430	0,93	Algorithm converged.	0,83	1,04
	47 - 53	198	31,3	141	71,2	208	33,2	148	71,2	0,99	Convergence criterion (GCONV=1E-8) satisfied.	0,64	1,53	0,004	Algorithm converged.	-0,083	0,091	1,01	Algorithm converged.	0,89	1,13	0,9512		0,99	Algorithm converged.	0,88	1,12
	>53	58	9,2	46	79,3	38	6,1	29	76,3	1,09	Convergence criterion (GCONV=1E-8) satisfied.	0,38	3,15	0,054	Algorithm converged.	-0,143	0,251		* WARNING: The relative Hessian convergence criterion of 0.004095905 is greater than the limit of 0.0001. The convergence is questionable.						* WARNING: The relative Hessian convergence criterion of 0.004095905 is greater than the limit of 0.0001. The convergence is questionable.		
	Missing	11	1,7	7	63,6	19	3,0	10	52,6	1,22	Convergence criterion (GCONV=1E-8) satisfied.	0,24	6,32	0,084	Algorithm converged.	-0,291	0,459	1,13	Algorithm converged.	0,58	2,23	0,8114		0,88	Algorithm converged.	0,45	1,73
Baseline DR severity	<=53	563	89,1	378	67,1	569	90,7	364	64,0	1,14	Convergence criterion (GCONV=1E-8) satisfied.	0,89	1,46	0,028	Algorithm converged.	-0,027	0,083	1,04	Algorithm converged.	0,96	1,13	0,3056	0,6456	0,96	Algorithm converged.	0,88	1,05
	>53	58	9,2	46	79,3	38	6,1	29	76,3	1,09	Convergence criterion (GCONV=1E-8) satisfied.	0,38	3,15	0,054	Algorithm converged.	-0,143	0,251		* WARNING: The relative Hessian convergence criterion of 0.004095905 is greater than the limit of 0.0001. The convergence is questionable.						* WARNING: The relative Hessian convergence criterion of 0.004095905 is greater than the limit of 0.0001. The convergence is questionable.		
	Missing	11	1,7	7	63,6	19	3,0	10	52,6	1,22	Convergence criterion (GCONV=1E-8) satisfied.	0,24	6,32	0,084	Algorithm converged.	-0,291	0,459	1,13	Algorithm converged.	0,58	2,23	0,8114		0,88	Algorithm converged.	0,45	1,73
Medical history: renal disease	Yes	63	10,0	46	73,0	45	7,2	28	62,2	1,33	Convergence criterion (GCONV=1E-8) satisfied.	0,57	3,09	0,063	Algorithm converged.	-0,116	0,241		* WARNING: The relative Hessian convergence criterion of 0.0175214291 is greater than the limit of 0.0001. The convergence is questionable.			0,4281			* WARNING: The relative Hessian convergence criterion of 0.0175214291 is greater than the limit of 0.0001. The convergence is questionable.		
	No	569	90,0	385	67,7	581	92,7	375	64,5	1,15	Convergence criterion (GCONV=1E-8) satisfied.	0,90	1,47	0,030	Algorithm converged.	-0,024	0,084	1,04	Algorithm converged.	0,96	1,13	0,2567		0,96	Algorithm converged.	0,88	1,04
Medical history: cardiac disease	Yes	511	80,9	347	67,9	498	79,4	312	62,7	1,23	Convergence criterion (GCONV=1E-8) satisfied.	0,95	1,60	0,050	Algorithm converged.	-0,009	0,108	1,08	Algorithm converged.	0,98	1,18	0,1202	0,2981	0,93	Algorithm converged.	0,85	1,02
	No	121	19,1	84	69,4	128	20,4	91	71,1	1,06	Convergence criterion (GCONV=1E-8) satisfied.	0,59	1,89	-0,008	Algorithm converged.	-0,115	0,099		* WARNING: The relative Hessian convergence criterion of 0.005122086 is greater than the limit of 0.0001. The convergence is questionable.						* WARNING: The relative Hessian convergence criterion of 0.005122086 is greater than the limit of 0.0001. The convergence is questionable.		
Medical history: vascular disease	Yes	92	14,6	73	79,3	98	15,6	68	69,4	1,81	Convergence criterion (GCONV=1E-8) satisfied.	0,90	3,63	0,111	Algorithm converged.	-0,015	0,238	1,17	Algorithm converged.	0,98	1,40	0,0922	0,4703	0,85	Algorithm converged.	0,72	1,02
	No	540	85,4	358	66,3	528	84,2	335	63,4	1,14	Convergence criterion (GCONV=1E-8) satisfied.	0,88	1,46	0,028	Algorithm converged.	-0,029	0,084	1,04	Algorithm converged.	0,95	1,13	0,3246		0,96	Algorithm converged.	0,88	1,05
Study	Rhine	319	50,5	218	68,3	313	50,2	192	61,3	1,38	Convergence criterion (GCONV=1E-8) satisfied.	1,00	1,91	0,076	Algorithm converged.	0,002	0,150	1,13	Algorithm converged.	1,01	1,27	0,0532	0,1207	0,89	Algorithm converged.	0,79	0,99
	Yosemite	313	49,5	213	68,1	313	49,8	211	67,4	1,00	Convergence criterion (GCONV=1E-8) satisfied.	0,72	1,41	0,001	Algorithm converged.	-0,072	0,073	1,00	Algorithm converged.	0,80	1,11	0,9781		1,00	Algorithm converged.	0,80	1,11

Test for interaction based on RR (Log-binomial regression)
* indicates convergence problem. Result is uninterpretable.
Only patients with at least one value are used for analysis. For stratification Asia and rest of the world regions are combined due to a small number of enrolled patients. The stratification factor is excluded if it is the subgroup. OR is computed by stratified analysis, RR and ARD by adjusted analysis.
Early Termination (ET) visit was mapped to closest regular visit.
Treatment policy strategy was applied to non-COVID-19 related and hypothetical strategy was applied to COVID-19 related intercurrent events. COVID-19 related intercurrent events are: Disc. of Treatment due to COVID-19, Prohibited Treatment/Therapy due to COVID-19, Missed Dose at Week 88,92 or 96 due to COVID-19 and COVID-19 Death.
Clinical cut-off: YOSEMITE 01NOV2021 and RHINE 28OCT2021

Program: root/clinical_studies/RO6867461/CDT70122/share/ACE_pool_DME_CSR_Final/prod/program/t_eff_resp.sas
Output: root/clinical_studies/RO6867461/CDT70122/share/ACE_pool_DME_CSR_Final/prod/output_bc/t_eff_resp_ag_str_QBCSCOR4I_PREST_ITBC_OCTNOV2021_DME.xls
28MAR2022 19:03

POPULATION: Intent-to-Treat Population B vs. C
ENDPOINT: NEI VFQ-25 General Health subscale throughout the Entire Study
STUDY: GR40349 & GR40398
All; n/a (N=1259)

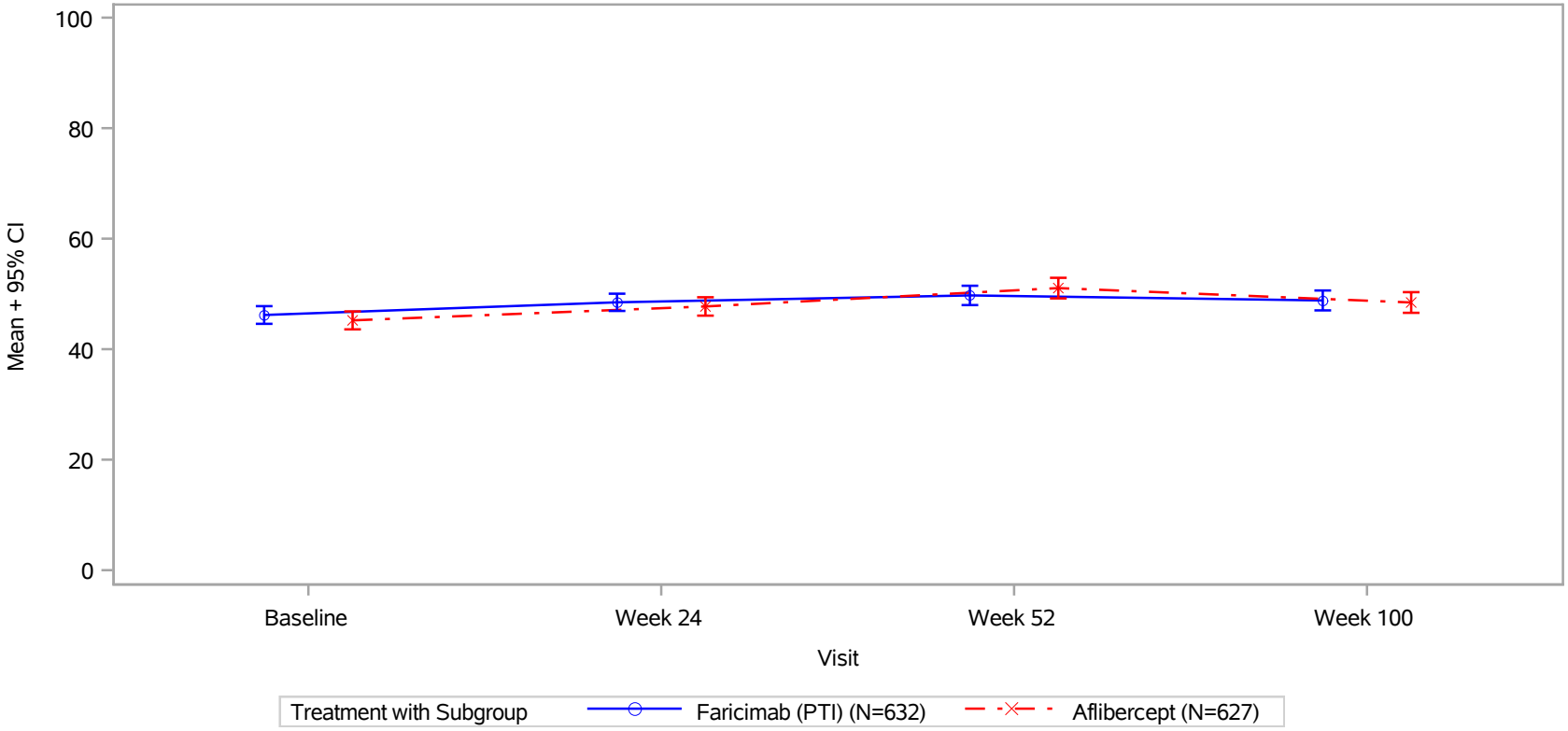

Early Termination (ET) visit was mapped to closest regular visit.
Treatment policy strategy was applied to non-COVID-19 related and hypothetical strategy was applied to COVID-19 related intercurrent events.
COVID-19 related intercurrent events are: Disc. of Treatment due to COVID-19, Prohibited Treatment/Therapy due to COVID-19, Missed Dose at Week 88,92 or 96 due to COVID-19 and COVID-19 Death.
Clinical cut-off: YOSEMITE 01NOV2021 and RHINE 28OCT2021

Program: ..al_studies/RO6867461/CDT70122/share/ACE_pool_DME_Base/prod/program/g_mean_plot.sas
Output: ..E_pool_DME_CSR_Final/prod/output_bc/g_mean_plot_QSBGH_PREST_ITBC_OCTNOV2021_DME.pdf
25MAR2022 21:19

POPULATION: Intent-to-Treat Population B vs. C
ENDPOINT: NEI VFQ-25 General Health subscale throughout the Entire Study
STUDY: GR40349 & GR40398
Study; Rhine (N=634)

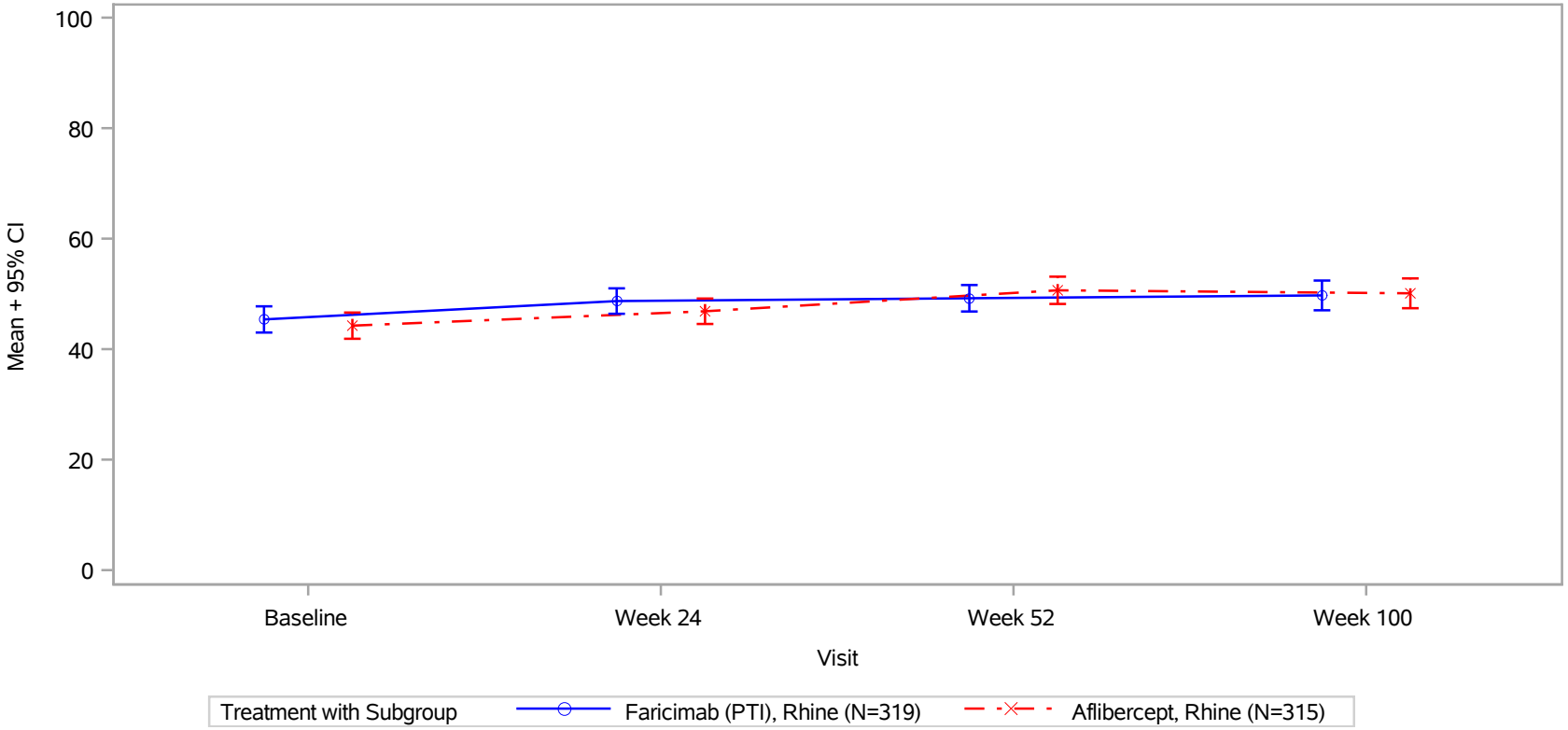

Early Termination (ET) visit was mapped to closest regular visit.
Treatment policy strategy was applied to non-COVID-19 related and hypothetical strategy was applied to COVID-19 related intercurrent events.
COVID-19 related intercurrent events are: Disc. of Treatment due to COVID-19, Prohibited Treatment/Therapy due to COVID-19, Missed Dose at Week 88,92 or 96 due to COVID-19 and COVID-19 Death.
Clinical cut-off: YOSEMITE 01NOV2021 and RHINE 28OCT2021

Program: ..al_studies/RO6867461/CDT70122/share/ACE_pool_DME_Base/prod/program/g_mean_plot.sas
Output: ..E_pool_DME_CSR_Final/prod/output_bc/g_mean_plot_QSBGH_PREST_ITBC_OCTNOV2021_DME.pdf
25MAR2022 21:19

POPULATION: Intent-to-Treat Population B vs. C
ENDPOINT: NEI VFQ-25 General Health subscale throughout the Entire Study
STUDY: GR40349 & GR40398
Study; Yosemite (N=625)

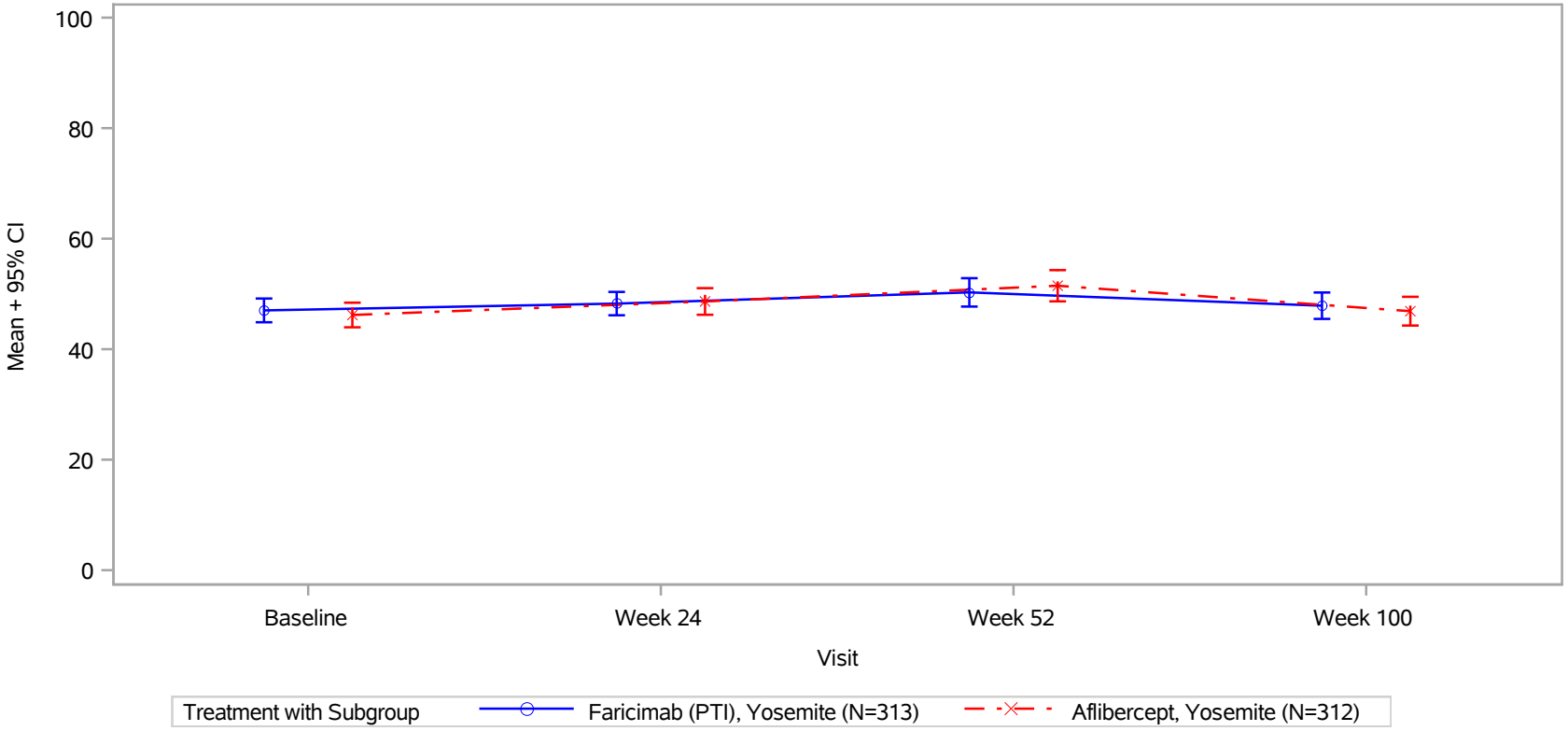

Early Termination (ET) visit was mapped to closest regular visit.
Treatment policy strategy was applied to non-COVID-19 related and hypothetical strategy was applied to COVID-19 related intercurrent events.
COVID-19 related intercurrent events are: Disc. of Treatment due to COVID-19, Prohibited Treatment/Therapy due to COVID-19, Missed Dose at Week 88,92 or 96 due to COVID-19 and COVID-19 Death.
Clinical cut-off: YOSEMITE 01NOV2021 and RHINE 28OCT2021

Program: ..al_studies/RO6867461/CDT70122/share/ACE_pool_DME_Base/prod/program/g_mean_plot.sas
Output: ..E_pool_DME_CSR_Final/prod/output_bc/g_mean_plot_QSBGH_PREST_ITBC_OCTNOV2021_DME.pdf
25MAR2022 21:19

POPULATION: Intent-to-Treat Population B vs. C
ENDPOINT: NEI VFQ-25 General Health subscale throughout the Entire Study
MODEL: --
STUDY: GR40349 & GR40398
Compliance/Mean

		Faricimab (PTI) (N=632)						Aflibercept (N=627)					
		Patients				Statistics		Patients				Statistics	
Name Visit	Level	in study[1]	%	with value[1]	%	Mean[2]	SD(Mean)	in study[1]	%	with value[1]	%	Mean[2]	SD(Mean)
All													
Baseline	n/a	632	100,0	629	99,5	46,18	20,43	627	100,0	621	99,0	45,21	20,63
Week 24	n/a	632	100,0	608	96,2	48,48	19,59	625	99,7	595	95,2	47,73	20,65
Week 52	n/a	609	96,4	552	90,6	49,73	20,92	603	96,2	523	86,7	51,05	21,69
Week 100	n/a	579	91,6	529	91,4	48,82	21,09	569	90,7	483	84,9	48,45	20,94
Study													
Baseline	Rhine	319	100,0	319	100,0	45,38	21,54	315	100,0	313	99,4	44,25	21,34
Week 24	Rhine	319	100,0	308	96,6	48,70	20,54	314	99,7	302	96,2	46,85	20,34
Week 52	Rhine	312	97,8	284	91,0	49,21	20,52	304	96,5	270	88,8	50,65	20,61
Week 100	Rhine	301	94,4	271	90,0	49,72	22,51	287	91,1	235	81,9	50,11	20,99
Baseline	Yosemite	313	100,0	310	99,0	47,02	19,22	312	100,0	308	98,7	46,19	19,86
Week 24	Yosemite	313	100,0	300	95,8	48,25	18,60	311	99,7	293	94,2	48,63	20,95
Week 52	Yosemite	297	94,9	268	90,2	50,28	21,36	299	95,8	253	84,6	51,48	22,83
Week 100	Yosemite	278	88,8	258	92,8	47,87	19,49	282	90,4	248	87,9	46,88	20,81

[1] in study: number of subjects in study at respective visit; % based on baseline
with value: number of subjects in study and with value at respective visit - used for the calculation of the mean and SD; % based on patients in study at respective visit
[2] mean: descriptive statistics - absolute values
Treatment policy strategy was applied to non-COVID-19 related and hypothetical strategy was applied to COVID-19 related intercurrent events.
COVID-19 related intercurrent events are: Disc. of Treatment due to COVID-19, Prohibited Treatment/Therapy due to COVID-19, Missed Dose at Week 88,92 or 96 due to COVID-19 and COVID-19 Death.
Early Termination (ET) visit was mapped to closest regular visit. Clinical cut-off: YOSEMITE 01NOV2021 and RHINE 28OCT2021

Program: root/clinical_studies/RO6867461/CDT70122/share/ACE_pool_DME_Base/prod/program/t_eff_mean.sas
Output: root/clinical_studies/RO6867461/CDT70122/share/ACE_pool_DME_CSR_Final/prod/output_bc/t_eff_mean_QSBGH_PREST_ITBC_OCTNOV2021_DME.xls
25MAR2022 19:14

POPULATION: Intent-to-Treat Population B vs. C
ENDPOINT: NEI VFQ-25 General Health subscale throughout the Entire Study
STUDY: GR40349 & GR40398
Forest Plot of Mean Difference
Baseline

Study	Total n (with value)	Aflibercept (N=627) n (with value)	Aflibercept (N=627) Mean	Faricimab (PTI) (N=632) n (with value)	Faricimab (PTI) (N=632) Mean	Mean Difference	95% CI
All Patients	1250	621	45.2	629	46.2	1.0	(-1.3, 3.3)
Study							
Rhine	632	313	44.2	319	45.4	1.1	(-2.2, 4.5)
Yosemite	618	308	46.2	310	47.0	0.8	(-2.3, 3.9)

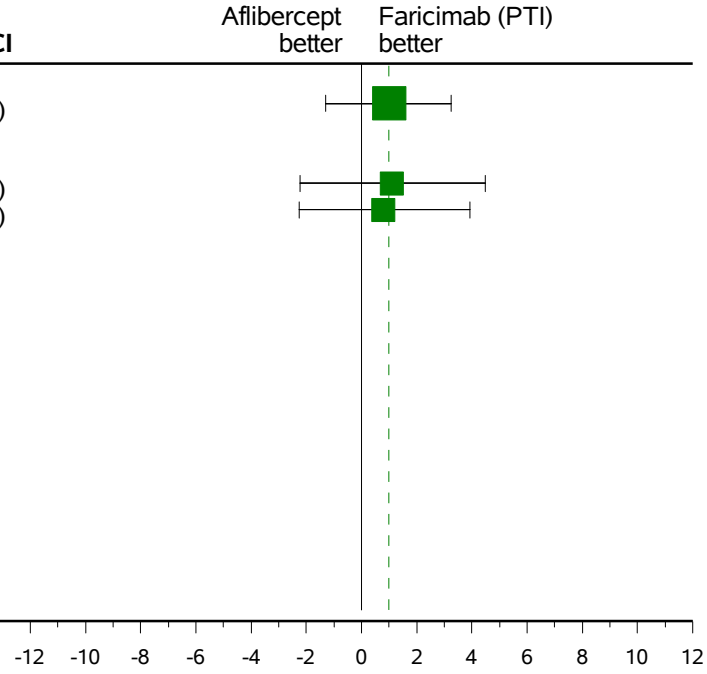

Early Termination (ET) visit was mapped to closest regular visit.
Treatment policy strategy was applied to non-COVID-19 related and hypothetical strategy was applied to COVID-19 related intercurrent events.
COVID-19 related intercurrent events are: Disc. of Treatment due to COVID-19, Prohibited Treatment/Therapy due to COVID-19, Missed Dose at Week 88,92 or 96 due to COVID-19 and COVID-19 Death.
Clinical cut-off: YOSEMITE 01NOV2021 and RHINE 28OCT2021
Program: root/clinical_studies/RO6867461/CDT70122/share/ACE_pool_DME_Base/prod/program/g_forest_md.sas
Output: root/clinical_studies/RO6867461/CDT70122/share/ACE_pool_DME_CSR_Final/prod/output_bc/g_forest_md_QSBGH_PREST_ITBC_OCTNOV2021_DME.pdf 05OCT2022 15:49

POPULATION: Intent-to-Treat Population B vs. C
ENDPOINT: NEI VFQ-25 General Health subscale throughout the Entire Study
STUDY: GR40349 & GR40398
Forest Plot of Mean Difference
Week 24

Study	Total n (with value)	Aflibercept (N=627) n (with value)	Aflibercept (N=627) Mean	Faricimab (PTI) (N=632) n (with value)	Faricimab (PTI) (N=632) Mean	Mean Difference	95% CI
All Patients	1203	595	47.7	608	48.5	0.7	(-1.5, 3.0)
Study							
Rhine	610	302	46.9	308	48.7	1.8	(-1.4, 5.1)
Yosemite	593	293	48.6	300	48.3	-0.4	(-3.6, 2.8)

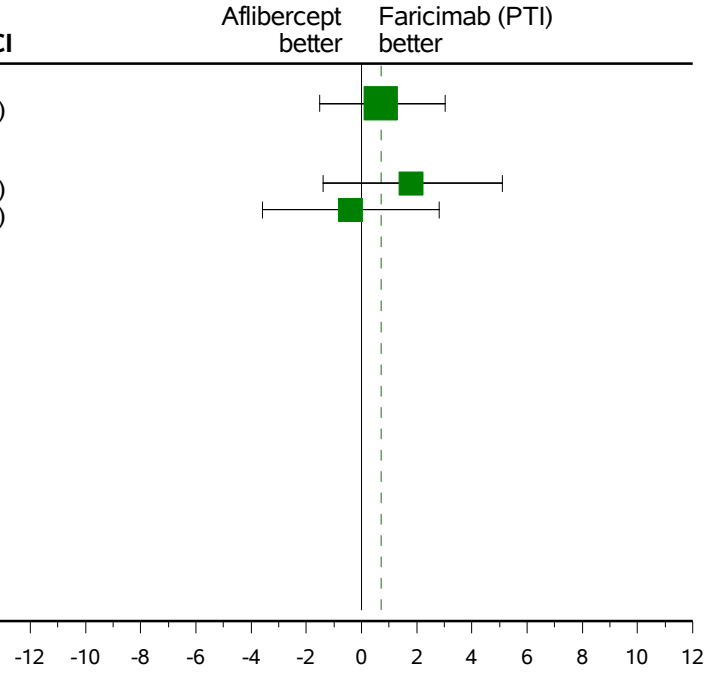

Early Termination (ET) visit was mapped to closest regular visit.
Treatment policy strategy was applied to non-COVID-19 related and hypothetical strategy was applied to COVID-19 related intercurrent events.
COVID-19 related intercurrent events are: Disc. of Treatment due to COVID-19, Prohibited Treatment/Therapy due to COVID-19, Missed Dose at Week 88,92 or 96 due to COVID-19 and COVID-19 Death.
Clinical cut-off: YOSEMITE 01NOV2021 and RHINE 28OCT2021
Program: root/clinical_studies/RO6867461/CDT70122/share/ACE_pool_DME_Base/prod/program/g_forest_md.sas
Output: root/clinical_studies/RO6867461/CDT70122/share/ACE_pool_DME_CSR_Final/prod/output_bc/g_forest_md_QSBGH_PREST_ITBC_OCTNOV2021_DME.pdf 05OCT2022 15:49

POPULATION: Intent-to-Treat Population B vs. C
ENDPOINT: NEI VFQ-25 General Health subscale throughout the Entire Study
STUDY: GR40349 & GR40398
Forest Plot of Mean Difference
Week 52

Study	Total n (with value)	Aflibercept (N=627) n (with value)	Aflibercept (N=627) Mean	Faricimab (PTI) (N=632) n (with value)	Faricimab (PTI) (N=632) Mean	Mean Difference	95% CI
All Patients	1075	523	51.1	552	49.7	-1.3	(-3.9, 1.2)
Study							
Rhine	554	270	50.6	284	49.2	-1.4	(-4.9, 2.0)
Yosemite	521	253	51.5	268	50.3	-1.2	(-5.0, 2.6)

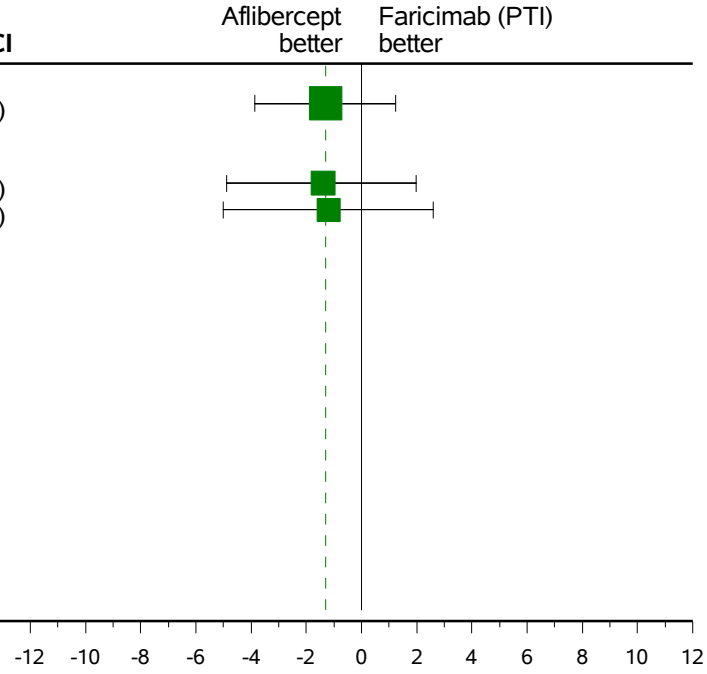

Early Termination (ET) visit was mapped to closest regular visit.
Treatment policy strategy was applied to non-COVID-19 related and hypothetical strategy was applied to COVID-19 related intercurrent events.
COVID-19 related intercurrent events are: Disc. of Treatment due to COVID-19, Prohibited Treatment/Therapy due to COVID-19, Missed Dose at Week 88,92 or 96 due to COVID-19 and COVID-19 Death.
Clinical cut-off: YOSEMITE 01NOV2021 and RHINE 28OCT2021
Program: root/clinical_studies/RO6867461/CDT70122/share/ACE_pool_DME_Base/prod/program/g_forest_md.sas
Output: root/clinical_studies/RO6867461/CDT70122/share/ACE_pool_DME_CSR_Final/prod/output_bc/g_forest_md_QSBGH_PREST_ITBC_OCTNOV2021_DME.pdf 05OCT2022 15:49

POPULATION: Intent-to-Treat Population B vs. C
ENDPOINT: NEI VFQ-25 General Health subscale throughout the Entire Study
STUDY: GR40349 & GR40398
Forest Plot of Mean Difference
Week 100

Study	Total n (with value)	Aflibercept (N=627) n (with value)	Aflibercept (N=627) Mean	Faricimab (PTI) (N=632) n (with value)	Faricimab (PTI) (N=632) Mean	Mean Difference	95% CI
All Patients	1012	483	48.4	529	48.8	0.4	(-2.2, 3.0)
Study							
Rhine	506	235	50.1	271	49.7	-0.4	(-4.2, 3.4)
Yosemite	506	248	46.9	258	47.9	1.0	(-2.5, 4.5)

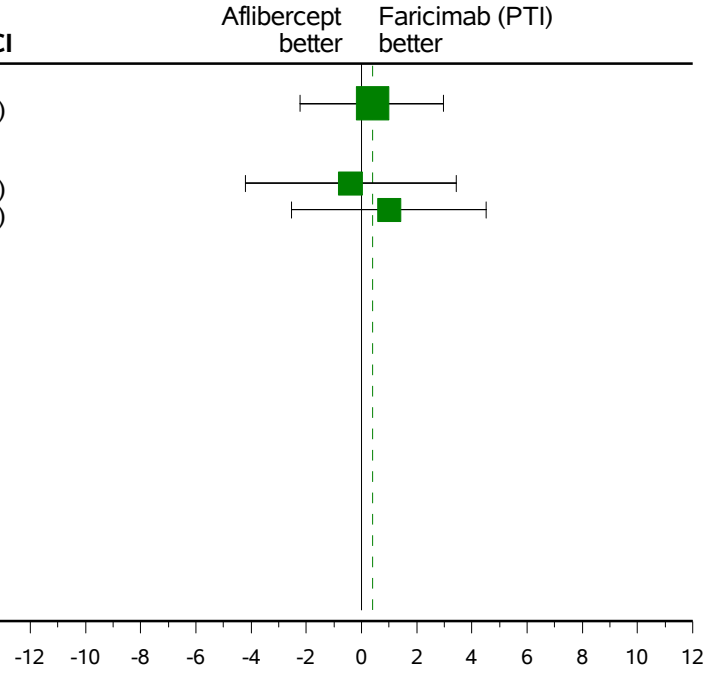

Early Termination (ET) visit was mapped to closest regular visit.
Treatment policy strategy was applied to non-COVID-19 related and hypothetical strategy was applied to COVID-19 related intercurrent events.
COVID-19 related intercurrent events are: Disc. of Treatment due to COVID-19, Prohibited Treatment/Therapy due to COVID-19, Missed Dose at Week 88,92 or 96 due to COVID-19 and COVID-19 Death.
Clinical cut-off: YOSEMITE 01NOV2021 and RHINE 28OCT2021
Program: root/clinical_studies/RO6867461/CDT70122/share/ACE_pool_DME_Base/prod/program/g_forest_md.sas
Output: root/clinical_studies/RO6867461/CDT70122/share/ACE_pool_DME_CSR_Final/prod/output_bc/g_forest_md_QSBGH_PREST_ITBC_OCTNOV2021_DME.pdf 05OCT2022 15:49

POPULATION: Intent-to-Treat Population (results shown for B vs. C)
ENDPOINT: NEI VFQ-25 General Health subscale through Week 56
MODEL: Adjusted Analysis for Study, Baseline BCVA ETDRS letter score, Prior IVT anti-VEGF therapy, Geographic region
STUDY: GR40349 & GR40398
Change from Baseline (Analysis of MMRM)

			Faricimab (PTI) (N=632)					Aflibercept (N=627)					Difference between Treatments (Faricimab (PTI) - Aflibercept)					
			N			Statistics		N			Statistics		Statistics					
Visit	Name	Level	Total	with baseline value	included in analysis[1]	LSMeans[2]	SE (LSMeans)	Total	with baseline value	included in analysis[1]	LSMeans[2]	SE (LSMeans)	LSMeans[3]	SE (LSMeans)	95% CI (LL)	95% CI (UL)	Population	Method
Week 52	All	n/a	609	606	531	4,05	0,80	603	598	507	5,69	0,81	-1,65	1,14	-3,88	0,59	Intent-to-Treat Population	adjusted
	Study	Rhine	312	312	275	4,64	1,09	304	302	259	6,52	1,12	-1,88	1,56	-4,95	1,19	Intent-to-Treat Population	adjusted
		Yosemite	297	294	256	3,44	1,17	299	296	248	4,80	1,18	-1,36	1,66	-4,61	1,90	Intent-to-Treat Population	adjusted

[1] Patients with a value at baseline and a post-baseline value at the respective visit.
[2] LSMeans of change from baseline from MMRM (including all available records from all selected visits). Selected visits: Week 24, Week 52. Early Termination (ET) visit was mapped to closest regular visit.
[3] Contrasts from MMRM
[4] Factors/Covariates: treatment, visit, treatment-by-visit interaction, baseline value. In addition, for the total population, adjusted for randomization stratification factors.
Data as observed (no imputation of missing values). Covariance matrix: unstructured. Treatment policy strategy was applied to non-COVID-19 related and hypothetical strategy was applied to COVID-19 related intercurrent events(IEs).
COVID-19 rel. IEs are: Disc. of Treatment due to COVID-19, Prohibited Treatment/Therapy due to COVID-19, Missed Dose at Week 44,48 or 52 due to COVID-19 and COVID-19 Death. Clinical cut-off: YOSEMITE 01NOV2021 and RHINE 28OCT2021

Program: root/clinical_studies/RO6867461/CDT70122/share/ACE_pool_DME_Base/prod/program/t_eff_mmrm.sas
Output: root/clinical_studies/RO6867461/CDT70122/share/ACE_pool_DME_CSR_Final/prod/output_bc/t_eff_mmrm_adj_QSBGH_W56_PREST_ITBC2_OCTNOV2021_DME.xls
27JUL2022 10:31

POPULATION: Intent-to-Treat Population (results shown for B vs. C)
ENDPOINT: NEI VFQ-25 General Health subscale through Week 56
MODEL: Adjusted Analysis for Study, Baseline BCVA ETDRS letter score, Prior IVT anti-VEGF therapy, Geographic region
STUDY: GR40349 & GR40398
Forest Plot of LSMeans Difference for Change from Baseline (MMRM)
Week 52

Study	Total n [1]	Aflibercept (N=627) n [1]	Aflibercept (N=627) LSMeans [2]	Faricimab (PTI) (N=632) n [1]	Faricimab (PTI) (N=632) LSMeans [2]	LSMeans Difference	95% CI
All Patients	1038	507	5.7	531	4.0	-1.6	(-3.9, 0.6)
Study							
Rhine	534	259	6.5	275	4.6	-1.9	(-4.9, 1.2)
Yosemite	504	248	4.8	256	3.4	-1.4	(-4.6, 1.9)

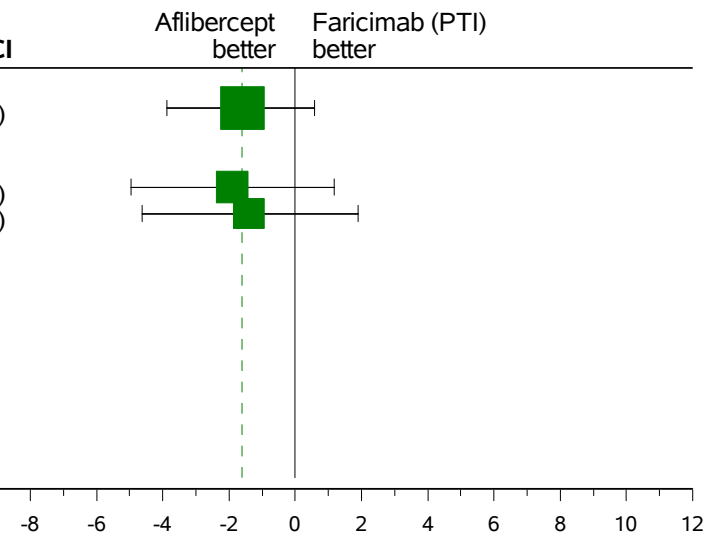

[1] Patients with a value at baseline and a post-baseline value at the respective visit.
[2] LSMeans of change from baseline from MMRM (including all available records from all selected visits).
Selected visits: Week 24, Week 52. Early Termination (ET) visit was mapped to closest regular visit.
Factors/Covariates: treatment, visit, treatment-by-visit interaction, baseline value. In addition adjusted for randomization stratification factors. The stratification factor is excluded if it is the subgroup.
Data as observed (no imputation of missing values). Covariance matrix: unstructured.
Treatment policy strategy was applied to non-COVID-19 related and hypothetical strategy was applied to COVID-19 related intercurrent events(IEs).
COVID-19 rel. IEs are: Disc. of Treatment due to COVID-19, Prohibited Treatment/Therapy due to COVID-19, Missed Dose at Week 44,48 or 52 due to COVID-19 and COVID-19 Death.
Clinical cut-off: YOSEMITE 01NOV2021 and RHINE 28OCT2021
Program: root/clinical_studies/RO6867461/CDT70122/share/ACE_pool_DME_Base/prod/program/g_forest_lsmd.sas
Output: root/clinical_studies/RO6867461/CDT70122/share/ACE_pool_DME_CSR_Final/prod/output_bc/g_forest_lsmd_adj_QSBGH_W56_PREST_ITBC2_OCTNOV2021_DME.pdf 10OCT2022 16:03

POPULATION: Intent-to-Treat Population (results shown for B vs. C)
ENDPOINT: NEI VFQ-25 General Health subscale throughout the Entire Study
MODEL: Adjusted Analysis for Study, Baseline BCVA ETDRS letter score, Prior IVT anti-VEGF therapy, Geographic region
STUDY: GR40349 & GR40398
Change from Baseline (Analysis of MMRM)

			Faricimab (PTI) (N=632)					Aflibercept (N=627)					Difference between Treatments (Faricimab (PTI) - Aflibercept)					
			N			Statistics		N			Statistics		Statistics					
Visit	Name	Level	Total	with baseline value	included in analysis[1]	LSMeans[2]	SE (LSMeans)	Total	with baseline value	included in analysis[1]	LSMeans[2]	SE (LSMeans)	LSMeans[3]	SE (LSMeans)	95% CI (LL)	95% CI (UL)	Population	Method
Week 100	All	n/a	579	576	526	2,61	0,78	569	564	480	2,17	0,81	0,44	1,12	-1,77	2,65	Intent-to-Treat Population	adjusted
	Study	Rhine	301	301	271	4,19	1,11	287	285	234	4,08	1,18	0,11	1,62	-3,07	3,29	Intent-to-Treat Population	adjusted
		Yosemite	278	275	255	0,95	1,10	282	279	246	0,32	1,11	0,63	1,56	-2,44	3,70	Intent-to-Treat Population	adjusted

[1] Patients with a value at baseline and a post-baseline value at the respective visit.
[2] LSMeans of change from baseline from MMRM (including all available records from all selected visits). Selected visits: Week 24, Week 52, Week 100. Early Termination (ET) visit was mapped to closest regular visit.
[3] Contrasts from MMRM
[4] Factors/Covariates: treatment, visit, treatment-by-visit interaction, baseline value. In addition, for the total population, adjusted for randomization stratification factors.
Data as observed (no imputation of missing values). Covariance matrix: unstructured. Treatment policy strategy was applied to non-COVID-19 related and hypothetical strategy was applied to COVID-19 related intercurrent events(IEs).
COVID-19 rel. IEs are: Disc. of Treatment due to COVID-19, Prohibited Treatment/Therapy due to COVID-19, Missed Dose at Week 88,92 or 96 due to COVID-19 and COVID-19 Death. Clinical cut-off: YOSEMITE 01NOV2021 and RHINE 28OCT2021

Program: root/clinical_studies/RO6867461/CDT70122/share/ACE_pool_DME_Base/prod/program/t_eff_mmrm.sas
Output: root/clinical_studies/RO6867461/CDT70122/share/ACE_pool_DME_CSR_Final/prod/output_bc/t_eff_mmrm_adj_QSBGH_W100_PREST_ITBC2_OCTNOV2021_DME.xls
27JUL2022 7:29

POPULATION: Intent-to-Treat Population (results shown for B vs. C)
ENDPOINT: NEI VFQ-25 General Health subscale throughout the Entire Study
MODEL: Adjusted Analysis for Study, Baseline BCVA ETDRS letter score, Prior IVT anti-VEGF therapy, Geographic region
STUDY: GR40349 & GR40398
Forest Plot of LSMeans Difference for Change from Baseline (MMRM)
Week 100

		Aflibercept (N=627)		Faricimab (PTI) (N=632)			
Study	**Total n [1]**	**n [1]**	**LSMeans [2]**	**n [1]**	**LSMeans [2]**	**LSMeans Difference**	**95% CI**
All Patients	1006	480	2.2	526	2.6	0.4	(-1.8, 2.6)
Study							
Rhine	505	234	4.1	271	4.2	0.1	(-3.1, 3.3)
Yosemite	501	246	0.3	255	1.0	0.6	(-2.4, 3.7)

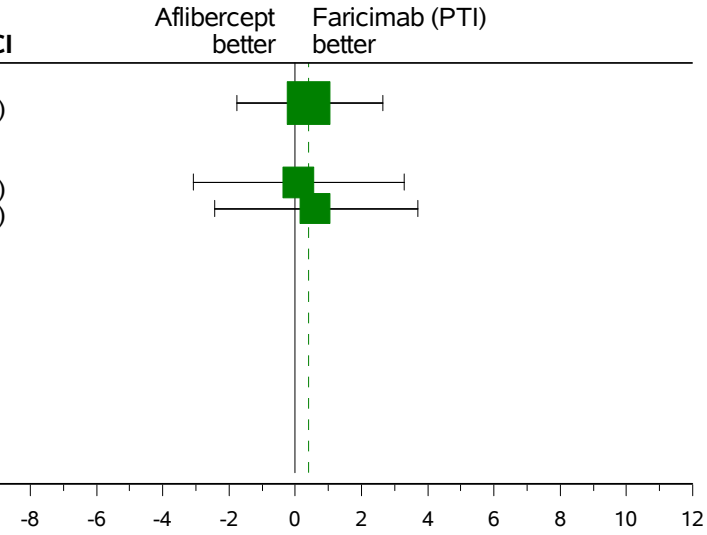

[1] Patients with a value at baseline and a post-baseline value at the respective visit.
[2] LSMeans of change from baseline from MMRM (including all available records from all selected visits).
Selected visits: Week 24, Week 52, Week 100. Early Termination (ET) visit was mapped to closest regular visit.
Factors/Covariates: treatment, visit, treatment-by-visit interaction, baseline value. In addition adjusted for randomization stratification factors. The stratification factor is excluded if it is the subgroup.
Data as observed (no imputation of missing values). Covariance matrix: unstructured.
Treatment policy strategy was applied to non-COVID-19 related and hypothetical strategy was applied to COVID-19 related intercurrent events(IEs).
COVID-19 rel. IEs are: Disc. of Treatment due to COVID-19, Prohibited Treatment/Therapy due to COVID-19, Missed Dose at Week 88,92 or 96 due to COVID-19 and COVID-19 Death.
Clinical cut-off: YOSEMITE 01NOV2021 and RHINE 28OCT2021
Program: root/clinical_studies/RO6867461/CDT70122/share/ACE_pool_DME_Base/prod/program/g_forest_lsmd.sas
Output: root/clinical_studies/RO6867461/CDT70122/share/ACE_pool_DME_CSR_Final/prod/output_bc/g_forest_lsmd_adj_QSBGH_W100_PREST_ITBC2_OCTNOV2021_DME.pdf 10OCT2022 16:22

POPULATION: Intent-to-Treat Population B vs. C
ENDPOINT: Proportion of Patients with a >=15-point improvement from baseline in NEI VFQ-25 General Health subscale through Week 56
MODEL: Stratified Analysis by Study, Baseline BCVA ETDRS letter score, Prior IVT anti-VEGF therapy, Geographic region (combined)
STUDY: GR40349 & GR40398
Dichotomous Analysis (Efficacy)

		Faricimab (PTI) (N=632)				Aflibercept (N=627)				Faricimab (PTI) vs. Aflibercept															Aflibercept vs. Faricimab (PTI)			
		Patients		Patients with Event		Patients		Patients with Event		Odds Ratio					Absolute Risk Difference				Relative Risk						Relative Risk			
Name	Level	n	%	n	%	n	%	n	%	Odds Ratio		Convergence Reason	95% Lower CL	95% Upper CL	Absolute Risk		Convergence Reason	95% Lower CL	95% Upper CL	Relative Risk		Convergence Reason	95% Lower CL	95% Upper CL	p-value (Cochran Mantel-Haenszel)	Interaction Test p-value (likelihood ratio)	Relative Risk		Convergence Reason	95% Lower CL	95% Upper CL
All	n/a	632	100,0	206	32,6	626	99,8	235	37,5	0,81		Convergence criterion (GCONV=1E-8) satisfied.	0,64	1,02	-0,051		Algorithm converged.	-0,103	0,002	0,87		Algorithm converged.	0,75	1,01	0,0698		1,15		Algorithm converged.	0,99	1,33
Study	Rhine	319	50,5	107	33,5	315	50,2	117	37,1	0,86		Convergence criterion (GCONV=1E-8) satisfied.	0,62	1,19	-0,038		Algorithm converged.	-0,113	0,036	0,91		Algorithm converged.	0,74	1,12	0,3522	0,5767	1,10		Algorithm converged.	0,89	1,36
	Yosemite	313	49,5	99	31,6	311	49,6	118	37,9	0,76		Convergence criterion (GCONV=1E-8) satisfied.	0,55	1,06	-0,063		Algorithm converged.	-0,137	0,012	0,83		Algorithm converged.	0,67	1,04	0,1017		1,20		Algorithm converged.	0,97	1,49

Test for interaction based on RR (Log-binomial regression)
* indicates convergence problem. Result is uninterpretable.
Only patients with at least one value are used for analysis. For stratification Asia and rest of the world regions are combined due to a small number of enrolled patients. The stratification factor is excluded if it is the subgroup. OR is computed by stratified analysis, RR and ARD by adjusted analysis.
Early Termination (ET) visit was mapped to closest regular visit.
Treatment policy strategy was applied to non-COVID-19 related and hypothetical strategy was applied to COVID-19 related intercurrent events. COVID-19 related intercurrent events are: Disc. of Treatment due to COVID-19, Prohibited Treatment/Therapy due to COVID-19, Missed Dose at Week 44,48 or 52 due to COVID-19 and COVID-19 Death.
Clinical cut-off: YOSEMITE 01NOV2021 and RHINE 28OCT2021

Program: root/clinical_studies/RO6867461/CDT70122/share/ACE_pool_DME_CSR_Final/prod/program/t_eff_resp.sas
Output: root/clinical_studies/RO6867461/CDT70122/share/ACE_pool_DME_CSR_Final/prod/output_bc/t_eff_resp_str_QSBGH15I_W56_PREST_ITBC_OCTNOV2021_DME.xls
27MAR2022 5:51

POPULATION: Intent-to-Treat Population B vs. C
ENDPOINT: Proportion of Patients with a >=15-point improvement from baseline in NEI VFQ-25 General Health subscale through Week 56
MODEL: Adjusted Analysis by Study, Baseline BCVA ETDRS letter score, Prior IVT anti-VEGF therapy, Geographic region
STUDY: GR40349 & GR40398
Forest Plot of Relative Risk

Study	Total n	Aflibercept (N=627) n	Aflibercept (N=627) n Responder	Faricimab (PTI) (N=632) n	Faricimab (PTI) (N=632) n Responder	Relative Risk	95% CI
All Patients	1258	626	235	632	206	0.87	(0.75, 1.01)
Study							
Rhine	634	315	117	319	107	0.91	(0.74, 1.12)
Yosemite	624	311	118	313	99	0.83	(0.67, 1.04)

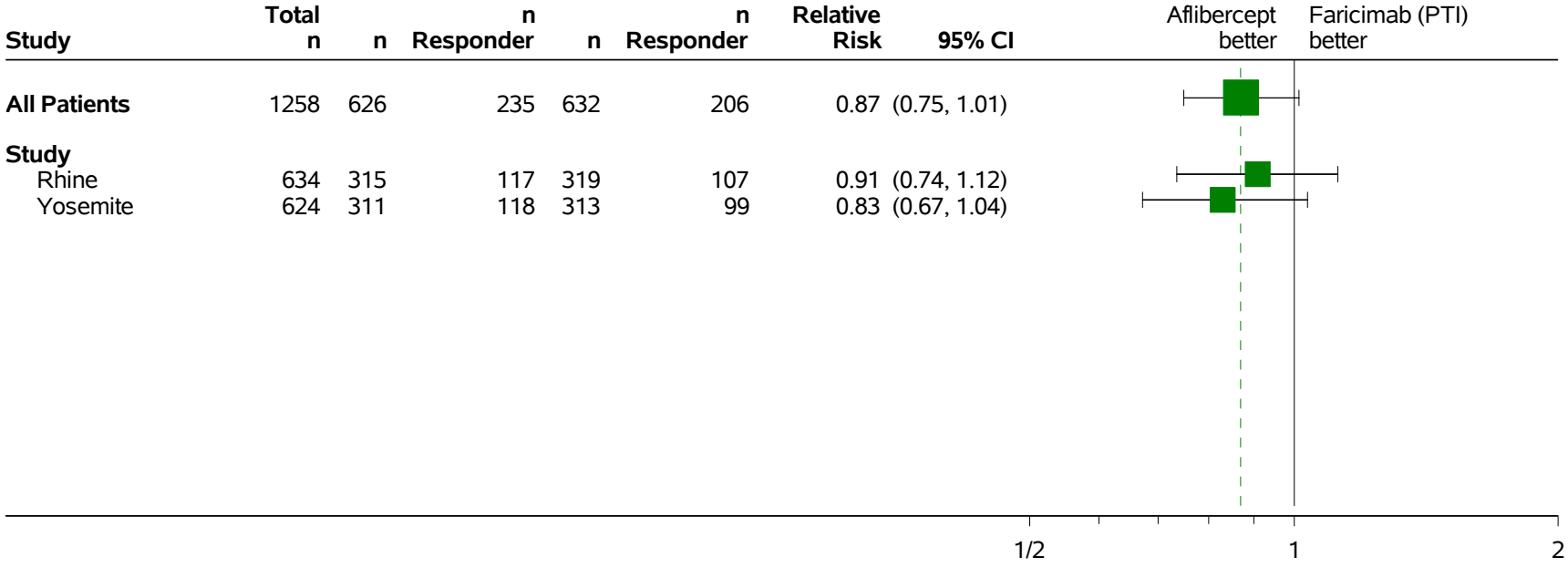

Only patients with at least one value are used for analysis. For adjustment Asia and rest of the world regions are combined due to a small number of enrolled patients.
The adjustment factor is excluded if it is the subgroup.
Early Termination (ET) visit was mapped to closest regular visit.
Treatment policy strategy was applied to non-COVID-19 related and hypothetical strategy was applied to COVID-19 related intercurrent events. COVID-19 related intercurrent events are:
Disc. of Treatment due to COVID-19, Prohibited Treatment/Therapy due to COVID-19, Missed Dose at Week 44,48 or 52 due to COVID-19 and COVID-19 Death.
Clinical cut-off: YOSEMITE 01NOV2021 and RHINE 28OCT2021
Program: root/clinical_studies/RO6867461/CDT70122/share/ACE_pool_DME_Base/prod/program/g_forest_rr.sas
Output: root/clinical_studies/RO6867461/CDT70122/share/ACE_pool_DME_CSR_Final/prod/output_bc/g_forest_rr_str_QSBGH15I_W56_PREST_ITBC_OCTNOV2021_DME.pdf 06OCT2022 18:49

POPULATION: Intent-to-Treat Population B vs. C
ENDPOINT: Proportion of Patients with a >=15-point improvement from baseline in NEI VFQ-25 General Health subscale through Week 56
MODEL: Stratified Analysis by Study, Baseline BCVA ETDRS letter score, Prior IVT anti-VEGF therapy, Geographic region
STUDY: GR40349 & GR40398
Forest Plot of Odds Ratio

Study	Total n	Aflibercept (N=627) n	Aflibercept (N=627) n Responder	Faricimab (PTI) (N=632) n	Faricimab (PTI) (N=632) n Responder	Odds Ratio	95% CI
All Patients	1258	626	235	632	206	0.81	(0.64, 1.02)
Study							
Rhine	634	315	117	319	107	0.86	(0.62, 1.19)
Yosemite	624	311	118	313	99	0.76	(0.55, 1.06)

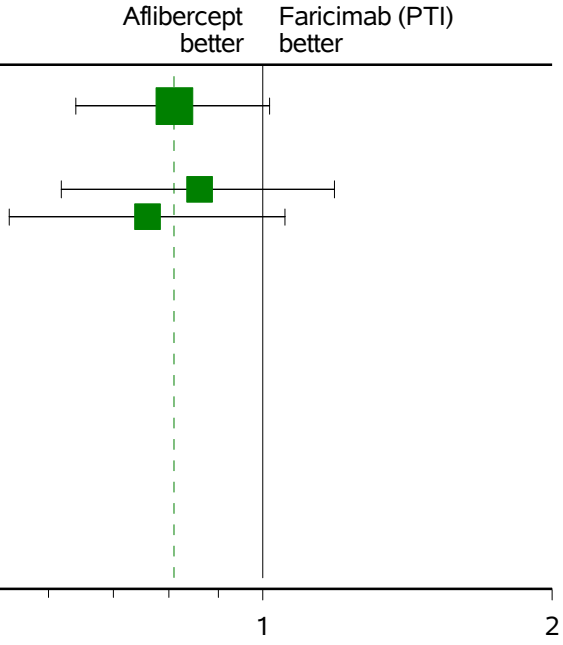

Only patients with at least one value are used for analysis. For stratification Asia and rest of the world regions are combined due to a small number of enrolled patients.
Early Termination (ET) visit was mapped to closest regular visit.
Treatment policy strategy was applied to non-COVID-19 related and hypothetical strategy was applied to COVID-19 related intercurrent events. COVID-19 related intercurrent events are:
Disc. of Treatment due to COVID-19, Prohibited Treatment/Therapy due to COVID-19, Missed Dose at Week 44,48 or 52 due to COVID-19 and COVID-19 Death.
Clinical cut-off: YOSEMITE 01NOV2021 and RHINE 28OCT2021
Program: root/clinical_studies/RO6867461/CDT70122/share/ACE_pool_DME_Base/prod/program/g_forest_or.sas
Output: root/clinical_studies/RO6867461/CDT70122/share/ACE_pool_DME_CSR_Final/prod/output_bc/g_forest_or_str_QSBGH15I_W56_PREST_ITBC_OCTNOV2021_DME.pdf 30SEP2022 13:43

POPULATION: Intent-to-Treat Population B vs. C
ENDPOINT: Proportion of Patients with a >=15-point improvement from baseline in NEI VFQ-25 General Health subscale through Week 56
MODEL: Stratified Analysis by Study, Baseline BCVA ETDRS letter score, Prior IVT anti-VEGF therapy, Geographic region (combined)
STUDY: GR40349 & GR40398
Dichotomous Analysis by Subgroups (Efficacy)

		Faricimab (PTI) (N=632)				Aflibercept (N=627)				Faricimab (PTI) vs. Aflibercept														Aflibercept vs. Faricimab (PTI)					
		Patients		Patients with Event		Patients		Patients with Event		Odds Ratio				Absolute Risk Difference				Relative Risk						Relative Risk					
Name	Level	n	%	n	%	n	%	n	%	Odds Ratio	Convergence Reason	95% Lower CL	95% Upper CL	Absolute Risk	Convergence Reason	95% Lower CL	95% Upper CL	Relative Risk	Convergence Reason	95% Lower CL	95% Upper CL	p-value (Cochran-Mantel Haenszel)	p-value (likelihood ratio)	Relative Risk	Convergence Reason	95% Lower CL	95% Upper CL
All	n/a	632	100,0	206	32,6	626	99,8	235	37,5	0,81	Convergence criterion (GCONV=1E-8) satisfied.	0,64	1,02	-0,051	Algorithm converged.	-0,103	0,002	0,87	Algorithm converged.	0,75	1,01	0,0698		1,15	Algorithm converged.	0,99	1,33
Sex	Male	396	62,7	135	34,1	366	58,1	150	41,2	0,74	Convergence criterion (GCONV=1E-8) satisfied.	0,55	0,99	-0,073	Algorithm converged.	-0,142	-0,004	0,83	Algorithm converged.	0,69	0,99	0,0426	0,4867	1,21	Algorithm converged.	1,01	1,45
	Female	236	37,3	71	30,1	262	41,8	85	32,4	0,90	Convergence criterion (GCONV=1E-8) satisfied.	0,61	1,32	-0,032	Algorithm converged.	-0,112	0,049	0,93	Algorithm converged.	0,72	1,21	0,5811		1,07	Algorithm converged.	0,83	1,39
Age	< 65 years	352	55,7	119	33,8	363	57,9	148	40,2	0,74	Convergence criterion (GCONV=1E-8) satisfied.	0,53	1,01	-0,068	Algorithm converged.	-0,137	0,005	0,84	Algorithm converged.	0,69	1,01	0,0554	0,5033	1,20	Algorithm converged.	0,98	1,45
	>= 65 years	280	44,3	87	31,1	263	41,9	89	33,8	0,91	Convergence criterion (GCONV=1E-8) satisfied.	0,64	1,31	-0,026	Algorithm converged.	-0,104	0,053	0,94	Algorithm converged.	0,74	1,20	0,6230		1,06	Algorithm converged.	0,83	1,35
Age	< 75 years	577	91,3	189	32,8	571	91,1	219	38,4	0,78	Convergence criterion (GCONV=1E-8) satisfied.	0,61	0,99	-0,057	Algorithm converged.	-0,112	-0,002	0,86	Algorithm converged.	0,73	1,00	0,0444	0,4614	1,17	Algorithm converged.	1,00	1,36
	>= 75 years	55	8,7	17	30,9	55	8,8	16	29,1	1,32	Convergence criterion (GCONV=1E-8) satisfied.	0,55	3,18	-0,004	Algorithm converged.	-0,178	0,171	1,04	Algorithm converged.	0,80	1,83	0,5304		0,96	Algorithm converged.	0,55	1,68
Baseline BCVA ETDRS letter score	< 64 letters	281	44,5	94	33,5	284	45,3	105	37,0	0,86	Convergence criterion (GCONV=1E-8) satisfied.	0,61	1,22	-0,035	Algorithm converged.	-0,114	0,043	0,90	Algorithm converged.	0,72	1,13	0,3948	0,6878	1,11	Algorithm converged.	0,88	1,38
	>= 64 letters	349	55,2	112	32,1	342	54,5	130	38,0	0,78	Convergence criterion (GCONV=1E-8) satisfied.	0,57	1,06	-0,060	Algorithm converged.	-0,131	0,010	0,85	Algorithm converged.	0,69	1,04	0,1137		1,17	Algorithm converged.	0,96	1,44
	Missing	2	0,3	0	0,0	0	0,0	0	0,0	NE		NE	NE	NE	NE	NE	NE	NE	NE	NE	NE	NE		NE	NE	NE	NE
Geographic region	Europe	219	34,7	72	32,9	219	34,9	76	34,7	0,91	Convergence criterion (GCONV=1E-8) satisfied.	0,62	1,36	-0,023	Algorithm converged.	-0,112	0,065	0,93	Algorithm converged.	0,73	1,23	0,6580	0,2947	1,03	Algorithm converged.	0,81	1,37
	America	344	54,4	111	32,3	339	54,1	124	36,6	0,83	Convergence criterion (GCONV=1E-8) satisfied.	0,61	1,14	-0,044	Algorithm converged.	-0,115	0,027	0,88	Algorithm converged.	0,72	1,09	0,2553		1,13	Algorithm converged.	0,92	1,39
	Asia Pacific (inc. Australia)	69	10,9	23	33,3	68	10,8	35	51,5	0,48	Convergence criterion (GCONV=1E-8) satisfied.	0,24	0,96	-0,173	Algorithm converged.	-0,338	-0,007	0,66	Algorithm converged.	0,44	0,99	0,0360		1,51	Algorithm converged.	1,01	2,28
Race/ethnicity	White	489	77,4	155	31,7	505	80,5	174	34,5	0,89	Convergence criterion (GCONV=1E-8) satisfied.	0,68	1,16	-0,031	Algorithm converged.	-0,089	0,027	0,93	Algorithm converged.	0,78	1,11	0,3944	0,2962	1,07	Algorithm converged.	0,90	1,28
	Asian	62	9,8	23	37,1	59	9,4	32	54,2	0,43	Convergence criterion (GCONV=1E-8) satisfied.	0,20	0,92	-0,173	Algorithm converged.	-0,347	0,002	0,87	Algorithm converged.	0,45	1,01	0,0275		1,89	Algorithm converged.	0,99	2,25
	Other	55	8,7	17	30,9	47	7,5	20	42,6	0,66	Convergence criterion (GCONV=1E-8) satisfied.	0,26	1,68	-0,054	Algorithm converged.	-0,249	0,142	0,82	Algorithm converged.	0,48	1,39	0,3772		1,22	Algorithm converged.	0,72	2,07
	Unknown	26	4,1	11	42,3	15	2,4	9	60,0	0,25	Convergence criterion (GCONV=1E-8) satisfied.	0,06	1,12	*	WARNING: The relative Hessian convergence criterion of 0.0125512202 is greater than the limit of 0.0001. The convergence is questionable.			*	WARNING: The relative Hessian convergence criterion of 0.1148965131 is greater than the limit of 0.0001. The convergence is questionable.					*	WARNING: The relative Hessian convergence criterion of 0.1148965131 is greater than the limit of 0.0001. The convergence is questionable.		
Baseline HbA1c	<=8%	404	63,9	121	30,0	399	63,6	147	36,8	0,74	Convergence criterion (GCONV=1E-8) satisfied.	0,55	1,00	-0,068	Algorithm converged.	-0,132	-0,003	0,82	Algorithm converged.	0,67	0,99	0,0480	0,3166	1,23	Algorithm converged.	1,01	1,49
	>8%	221	35,0	82	37,1	222	35,4	86	38,7	0,96	Convergence criterion (GCONV=1E-8) satisfied.	0,65	1,42	-0,009	Algorithm converged.	-0,089	0,081	0,98	Algorithm converged.	0,76	1,21	0,8442		1,24	Algorithm converged.	0,82	1,32
	Missing	7	1,1	3	42,9	5	0,8	2	40,0	>999.99	Convergence criterion (GCONV=1E-8) satisfied.	0,00	NE	*	WARNING: Negative of Hessian not positive definite.			*	WARNING: Negative of Hessian not positive definite.					*	WARNING: Negative of Hessian not positive definite.		
Prior IVT anti-VEGF therapy	Yes	133	21,0	35	26,3	137	21,9	50	36,5	0,63	Convergence criterion (GCONV=1E-8) satisfied.	0,37	1,06	-0,101	Algorithm converged.	-0,211	0,009	0,72	Algorithm converged.	0,51	1,04	0,0835	0,2575	1,38	Algorithm converged.	0,96	1,98
	No	499	79,0	171	34,3	489	78,0	185	37,8	0,86	Convergence criterion (GCONV=1E-8) satisfied.	0,66	1,11	-0,036	Algorithm converged.	-0,096	0,024	0,91	Algorithm converged.	0,77	1,07	0,2456		1,16	Algorithm converged.	0,93	1,30
Baseline DR severity	<47	365	57,8	115	31,5	361	57,8	123	34,8	0,83	Convergence criterion (GCONV=1E-8) satisfied.	0,62	1,16	-0,029	Algorithm converged.	-0,098	0,039	0,91	Algorithm converged.	0,74	1,12	0,3091	0,5973	1,10	Algorithm converged.	0,89	1,35
	47 - 53	198	31,3	66	33,3	208	33,2	90	43,3	0,69	Convergence criterion (GCONV=1E-8) satisfied.	0,43	0,97	-0,101	Algorithm converged.	-0,195	-0,007	0,76	Algorithm converged.	0,59	0,98	0,0363		1,31	Algorithm converged.	1,02	1,68
	>53	58	9,2	23	39,7	38	6,1	17	44,7	0,90	Convergence criterion (GCONV=1E-8) satisfied.	0,38	2,14	-0,087	Algorithm converged.	-0,298	0,122	0,91	Algorithm converged.	0,55	1,52	0,8174		1,09	Algorithm converged.	0,68	1,82
	Missing	11	1,7	2	18,2	19	3,0	3	15,8	1,28	Convergence criterion (GCONV=1E-8) satisfied.	0,18	9,24	*	WARNING: The relative Hessian convergence criterion of 0.0060178693 is greater than the limit of 0.0001. The convergence is questionable.			*	ERROR: The mean parameter is either invalid or at a limit of its range for some observations.					*	ERROR: The mean parameter is either invalid or at a limit of its range for some observations.		
Baseline DR severity	<=53	563	89,1	181	32,1	569	90,7	215	37,8	0,78	Convergence criterion (GCONV=1E-8) satisfied.	0,61	0,99	-0,057	Algorithm converged.	-0,112	-0,002	0,85	Algorithm converged.	0,73	1,00	0,0453	0,7801	1,17	Algorithm converged.	1,00	1,37
	>53	58	9,2	23	39,7	38	6,1	17	44,7	0,90	Convergence criterion (GCONV=1E-8) satisfied.	0,38	2,14	-0,087	Algorithm converged.	-0,298	0,122	0,91	Algorithm converged.	0,55	1,52	0,8174		1,09	Algorithm converged.	0,68	1,82
	Missing	11	1,7	2	18,2	19	3,0	3	15,8	1,28	Convergence criterion (GCONV=1E-8) satisfied.	0,18	9,24	*	WARNING: The relative Hessian convergence criterion of 0.0060178693 is greater than the limit of 0.0001. The convergence is questionable.			*	ERROR: The mean parameter is either invalid or at a limit of its range for some observations.					*	ERROR: The mean parameter is either invalid or at a limit of its range for some observations.		
Medical history: renal disease	Yes	63	10,0	19	30,2	45	7,2	14	31,1	0,93	Convergence criterion (GCONV=1E-8) satisfied.	0,37	2,29	-0,029	Algorithm converged.	-0,211	0,153	0,91	Algorithm converged.	0,51	1,63	0,8677	0,6419	1,09	Algorithm converged.	0,61	1,95
	No	569	90,0	187	32,9	581	92,7	221	38,0	0,80	Convergence criterion (GCONV=1E-8) satisfied.	0,62	1,01	-0,054	Algorithm converged.	-0,109	0,001	0,86	Algorithm converged.	0,74	1,01	0,0642		1,16	Algorithm converged.	0,99	1,35
Medical history: cardiac disease	Yes	511	80,9	170	33,3	498	79,4	183	36,7	0,87	Convergence criterion (GCONV=1E-8) satisfied.	0,67	1,12	-0,035	Algorithm converged.	-0,094	0,024	0,91	Algorithm converged.	0,77	1,07	0,2788	0,3115	1,10	Algorithm converged.	0,93	1,31
	No	121	19,1	36	29,8	128	20,4	52	40,6	0,67	Convergence criterion (GCONV=1E-8) satisfied.	0,39	1,16	-0,100	Algorithm converged.	-0,220	0,020	0,74	Algorithm converged.	0,52	1,05	0,1495		1,35	Algorithm converged.	0,95	1,93
Medical history: vascular disease	Yes	92	14,6	31	33,7	98	15,6	36	36,7	0,87	Convergence criterion (GCONV=1E-8) satisfied.	0,47	1,64	-0,015	Algorithm converged.	-0,153	0,124	0,93	Algorithm converged.	0,63	1,38	0,6732	0,7943	1,07	Algorithm converged.	0,72	1,59
	No	540	85,4	175	32,4	528	84,2	199	37,7	0,80	Convergence criterion (GCONV=1E-8) satisfied.	0,62	1,03	-0,052	Algorithm converged.	-0,109	0,005	0,87	Algorithm converged.	0,74	1,02	0,0838		1,15	Algorithm converged.	0,98	1,36
Study	Rhine	319	50,5	107	33,5	315	50,2	117	37,1	0,86	Convergence criterion (GCONV=1E-8) satisfied.	0,62	1,19	-0,038	Algorithm converged.	-0,113	0,036	0,91	Algorithm converged.	0,74	1,12	0,3522	0,5767	1,10	Algorithm converged.	0,89	1,36
	Yosemite	313	49,5	99	31,6	311	49,6	118	37,9	0,76	Convergence criterion (GCONV=1E-8) satisfied.	0,53	1,06	-0,063	Algorithm converged.	-0,137	0,012	0,83	Algorithm converged.	0,67	1,04	0,1017		1,20	Algorithm converged.	0,97	1,49

Test for interaction based on RR (Log-binomial regression)
* indicates convergence problem. Result is uninterpretable.
Only patients with at least one value are used for analysis. For stratification Asia and rest of the world regions are combined due to a small number of enrolled patients. The stratification factor is excluded if it is the subgroup. OR is computed by stratified analysis, RR and ARD by adjusted analysis.
Early Termination (ET) visit was mapped to closest regular visit.
Treatment policy strategy was applied to non-COVID-19 related and hypothetical strategy was applied to COVID-19 related intercurrent events. COVID-19 related intercurrent events are: Disc. of Treatment due to COVID-19, Prohibited Treatment/Therapy due to COVID-19, Missed Dose at Week 44,48 or 52 due to COVID-19 and COVID-19 Death.
Clinical cut-off: YOSEMITE 01NOV2021 and RHINE 28OCT2021

Program: root/clinical_studies/RO6867461/CDT70122/share/ACE_pool_DME_CSR_Final/prod/program/t_eff_resp.sas
Output: root/clinical_studies/RO6867461/CDT70122/share/ACE_pool_DME_CSR_Final/prod/output_bc/t_eff_resp_ag_str_QSBGH15I_W56_PREST_ITBC_OCTNOV2021_DME.xls
28MAR2022 23:31

POPULATION: Intent-to-Treat Population B vs. C
ENDPOINT: Proportion of Patients with a >=15-point improvement from baseline in NEI VFQ-25 General Health subscale throughout the Entire Study
MODEL: Stratified Analysis by Study, Baseline BCVA ETDRS letter score, Prior IVT anti-VEGF therapy, Geographic region (combined)
STUDY: GR40349 & GR40398
Dichotomous Analysis (Efficacy)

		Faricimab (PTI) (N=632)				Aflibercept (N=627)				Faricimab (PTI) vs. Aflibercept																Aflibercept vs. Faricimab (PTI)				
		Patients		Patients with Event		Patients		Patients with Event		Odds Ratio					Absolute Risk Difference				Relative Risk							Relative Risk				
Name	Level	n	%	n	%	n	%	n	%	Odds Ratio		Convergence Reason	95% Lower CL	95% Upper CL	Absolute Risk		Convergence Reason	95% Lower CL	95% Upper CL	Relative Risk		Convergence Reason	95% Lower CL	95% Upper CL	p-value (Cochran-Mantel-Haenszel)	Interaction Test p-value (likelihood ratio)	Relative Risk		Convergence Reason	95% Lower CL	95% Upper CL
All	n/a	632	100,0	248	39,2	626	99,8	267	42,7	0,87		Convergence criterion (GCONV=1E-8) satisfied.	0,70	1,09	-0,035		Algorithm converged.	-0,089	0,019	0,92		Algorithm converged.	0,81	1,05	0,2235		1,08		Algorithm converged.	0,95	1,24
Study	Rhine	319	50,5	132	41,4	315	50,2	133	42,2	0,97		Convergence criterion (GCONV=1E-8) satisfied.	0,71	1,33	-0,010		Algorithm converged.	-0,087	0,067	0,99		Algorithm converged.	0,82	1,18	0,8393	0,3162	1,01		Algorithm converged.	0,84	1,22
	Yosemite	313	49,5	116	37,1	311	49,6	134	43,1	0,78		Convergence criterion (GCONV=1E-8) satisfied.	0,57	1,07	-0,060		Algorithm converged.	-0,137	0,017	0,86		Algorithm converged.	0,71	1,04	0,1269		1,16		Algorithm converged.	0,96	1,41

Test for interaction based on RR (Log-binomial regression)
* indicates convergence problem. Result is uninterpretable.
Only patients with at least one value are used for analysis. For stratification Asia and rest of the world regions are combined due to a small number of enrolled patients. The stratification factor is excluded if it is the subgroup. OR is computed by stratified analysis, RR and ARD by adjusted analysis.
Early Termination (ET) visit was mapped to closest regular visit.
Treatment policy strategy was applied to non-COVID-19 related and hypothetical strategy was applied to COVID-19 related intercurrent events. COVID-19 related intercurrent events are: Disc. of Treatment due to COVID-19, Prohibited Treatment/Therapy due to COVID-19, Missed Dose at Week 88,92 or 96 due to COVID-19 and COVID-19 Death.
Clinical cut-off: YOSEMITE 01NOV2021 and RHINE 28OCT2021

Program: root/clinical_studies/RO6867461/CDT70122/share/ACE_pool_DME_CSR_Final/prod/program/t_eff_resp.sas
Output: root/clinical_studies/RO6867461/CDT70122/share/ACE_pool_DME_CSR_Final/prod/output_bc/t_eff_resp_str_QSBGH15I_PREST_ITBC_OCTNOV2021_DME.xls
27MAR2022 5:56

POPULATION: Intent-to-Treat Population B vs. C
ENDPOINT: Proportion of Patients with a >=15-point improvement from baseline in NEI VFQ-25 General Health subscale throughout the Entire Study
MODEL: Adjusted Analysis by Study, Baseline BCVA ETDRS letter score, Prior IVT anti-VEGF therapy, Geographic region
STUDY: GR40349 & GR40398
Forest Plot of Relative Risk

Study	Total n	Aflibercept (N=627) n	Aflibercept (N=627) n Responder	Faricimab (PTI) (N=632) n	Faricimab (PTI) (N=632) n Responder	Relative Risk	95% CI
All Patients	1258	626	267	632	248	0.92	(0.81, 1.05)
Study							
Rhine	634	315	133	319	132	0.99	(0.82, 1.18)
Yosemite	624	311	134	313	116	0.86	(0.71, 1.04)

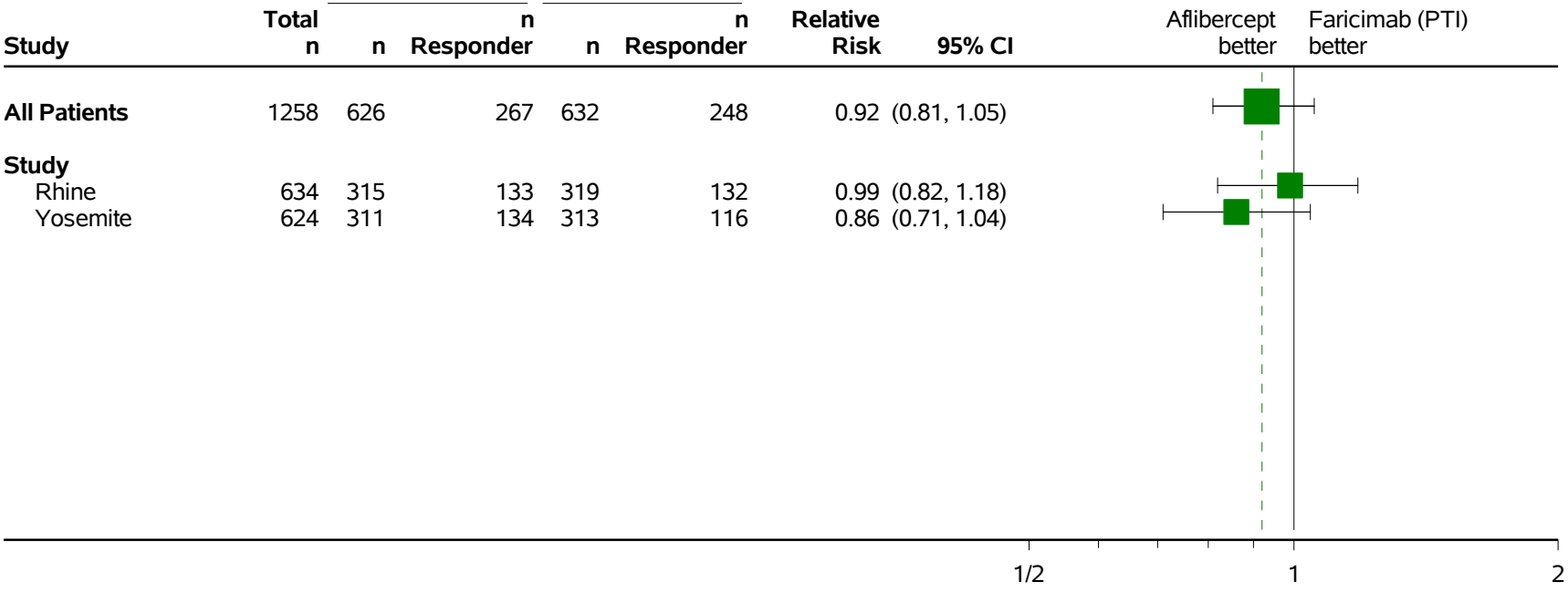

Only patients with at least one value are used for analysis. For adjustment Asia and rest of the world regions are combined due to a small number of enrolled patients.
The adjustment factor is excluded if it is the subgroup.
Early Termination (ET) visit was mapped to closest regular visit.
Treatment policy strategy was applied to non-COVID-19 related and hypothetical strategy was applied to COVID-19 related intercurrent events. COVID-19 related intercurrent events are:
Disc. of Treatment due to COVID-19, Prohibited Treatment/Therapy due to COVID-19, Missed Dose at Week 88,92 or 96 due to COVID-19 and COVID-19 Death.
Clinical cut-off: YOSEMITE 01NOV2021 and RHINE 28OCT2021
Program: root/clinical_studies/RO6867461/CDT70122/share/ACE_pool_DME_Base/prod/program/g_forest_rr.sas
Output: root/clinical_studies/RO6867461/CDT70122/share/ACE_pool_DME_CSR_Final/prod/output_bc/g_forest_rr_str_QSBGH15I_PREST_ITBC_OCTNOV2021_DME.pdf 06OCT2022 18:51

POPULATION: Intent-to-Treat Population B vs. C
ENDPOINT: Proportion of Patients with a >=15-point improvement from baseline in NEI VFQ-25 General Health subscale throughout the Entire Study
MODEL: Stratified Analysis by Study, Baseline BCVA ETDRS letter score, Prior IVT anti-VEGF therapy, Geographic region
STUDY: GR40349 & GR40398
Forest Plot of Odds Ratio

Study	Total n	Aflibercept (N=627) n	Aflibercept (N=627) n Responder	Faricimab (PTI) (N=632) n	Faricimab (PTI) (N=632) n Responder	Odds Ratio	95% CI
All Patients	1258	626	267	632	248	0.87	(0.70, 1.09)
Study							
Rhine	634	315	133	319	132	0.97	(0.71, 1.33)
Yosemite	624	311	134	313	116	0.78	(0.57, 1.07)

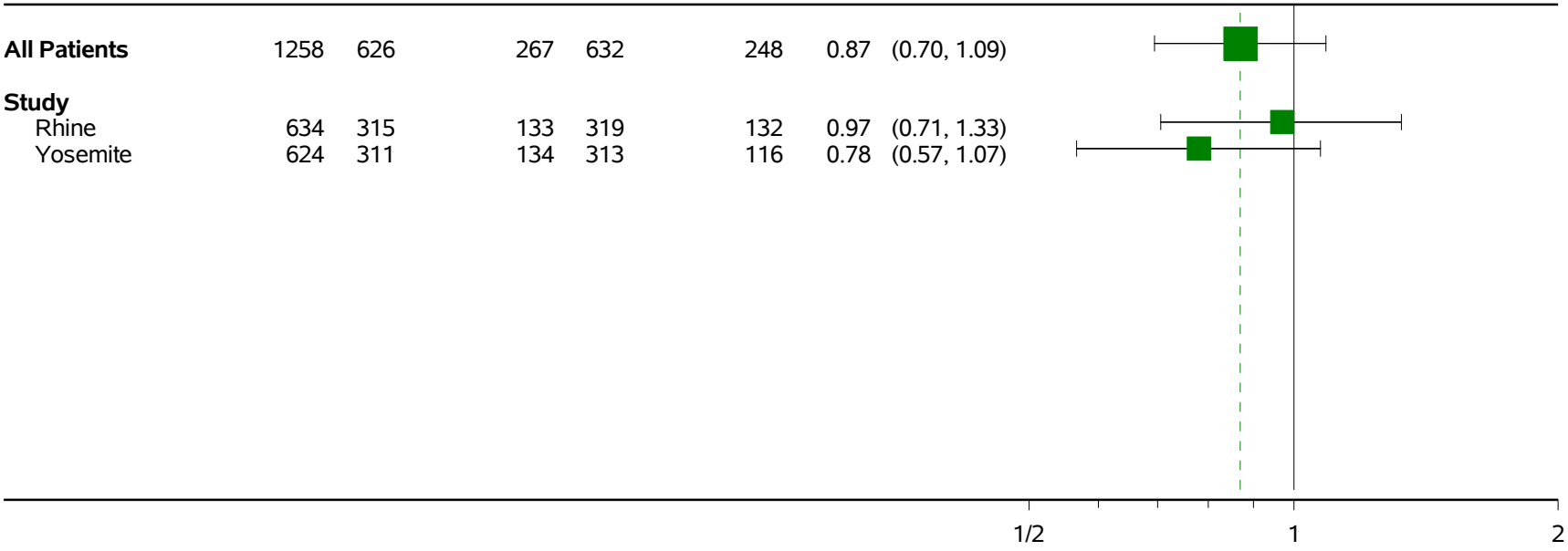

Only patients with at least one value are used for analysis. For stratification Asia and rest of the world regions are combined due to a small number of enrolled patients.
Early Termination (ET) visit was mapped to closest regular visit.
Treatment policy strategy was applied to non-COVID-19 related and hypothetical strategy was applied to COVID-19 related intercurrent events. COVID-19 related intercurrent events are:
Disc. of Treatment due to COVID-19, Prohibited Treatment/Therapy due to COVID-19, Missed Dose at Week 88,92 or 96 due to COVID-19 and COVID-19 Death.
Clinical cut-off: YOSEMITE 01NOV2021 and RHINE 28OCT2021
Program: root/clinical_studies/RO6867461/CDT70122/share/ACE_pool_DME_Base/prod/program/g_forest_or.sas
Output: root/clinical_studies/RO6867461/CDT70122/share/ACE_pool_DME_CSR_Final/prod/output_bc/g_forest_or_str_QSBGH15I_PREST_ITBC_OCTNOV2021_DME.pdf 30SEP2022 13:45

POPULATION: Intent-to-Treat Population B vs. C
ENDPOINT: Proportion of Patients with a >=15-point improvement from baseline in NEI VFQ-25 General Health subscale throughout the Entire Study
MODEL: Stratified Analysis by Study, Baseline BCVA ETDRS letter score, Prior IVT anti-VEGF therapy, Geographic region (combined)
STUDY: GR40349 & GR40398
Dichotomous Analysis by Subgroups (Efficacy)

		Faricimab (PTI) (N=632)				Aflibercept (N=627)				Faricimab (PTI) vs. Aflibercept																Aflibercept vs. Faricimab (PTI)			
		Patients		Patients with Event		Patients		Patients with Event		Odds Ratio				Absolute Risk Difference				Relative Risk								Relative Risk			
Name	Level	n	%	n	%	n	%	n	%	Odds Ratio	Convergence Reason	95% Lower CL	95% Upper CL	Absolute Risk	Convergence Reason	95% Lower CL	95% Upper CL	Relative Risk	Convergence Reason	95% Lower CL	95% Upper CL	p-value (Cochran-Mantel Haenszel)	Interaction Test p-value (likelihood ratio)	Relative Risk	Convergence Reason	95% Lower CL	95% Upper CL
All	n/a	632	100,0	248	39,2	626	99,8	267	42,7	0,87				-0,035	Algorithm converged.	-0,089	0,019	0,92	Algorithm converged.	0,81	1,05	0,2235		1,08	Algorithm converged.	0,95	1,24
Sex	Male	396	62,7	155	39,1	364	58,1	167	45,9	0,75	Convergence criterion (GCONV=1E-8) satisfied.	0,56	1,01	-0,071	Algorithm converged.	-0,141	-0,001	0,86	Algorithm converged.	0,73	1,01	0,0546	0,1880	1,16	Algorithm converged.	0,99	1,37
	Female	236	37,3	93	39,4	262	41,8	100	38,2	1,03	Convergence criterion (GCONV=1E-8) satisfied.	0,71	1,47	0,006	Algorithm converged.	-0,079	0,091	1,03	Algorithm converged.	0,83	1,28	0,8932		0,97	Algorithm converged.	0,78	1,21
Age	< 65 years	352	55,7	140	39,8	363	57,9	167	46,0	0,76	Convergence criterion (GCONV=1E-8) satisfied.	0,57	1,03	-0,065	Algorithm converged.	-0,137	0,008	0,86	Algorithm converged.	0,73	1,02	0,0725	0,1928	1,16	Algorithm converged.	0,98	1,38
	>= 65 years	280	44,3	108	38,6	263	41,9	100	38,0	1,05	Convergence criterion (GCONV=1E-8) satisfied.	0,74	1,49	0,009	Algorithm converged.	-0,073	0,090	1,05	Algorithm converged.	0,84	1,30	0,7764		0,96	Algorithm converged.	0,77	1,18
Age	< 75 years	577	91,3	227	39,3	571	91,1	250	43,8	0,83	Convergence criterion (GCONV=1E-8) satisfied.	0,66	1,05	-0,045	Algorithm converged.	-0,102	0,012	0,90	Algorithm converged.	0,79	1,03	0,1173	0,2270	1,11	Algorithm converged.	0,97	1,27
	>= 75 years	55	8,7	21	38,2	55	8,8	17	30,9	1,50	Convergence criterion (GCONV=1E-8) satisfied.	0,65	3,48	0,072	Algorithm converged.	-0,100	0,245	1,18	Algorithm converged.	0,71	1,97	0,3421		0,84	Algorithm converged.	0,51	1,41
Baseline BCVA ETDRS letter score	< 64 letters	281	44,5	108	38,4	284	45,3	117	41,2	0,90	Convergence criterion (GCONV=1E-8) satisfied.	0,64	1,25	-0,028	Algorithm converged.	-0,109	0,052	0,93	Algorithm converged.	0,76	1,14	0,5208	0,8906	1,07	Algorithm converged.	0,87	1,31
	>= 64 letters	349	55,2	139	39,8	342	54,5	150	43,9	0,85	Convergence criterion (GCONV=1E-8) satisfied.	0,63	1,15	-0,041	Algorithm converged.	-0,114	0,033	0,92	Algorithm converged.	0,77	1,10	0,2981		1,09	Algorithm converged.	0,91	1,30
	Missing	2	0,3	1	50,0	0	0,0	0	0,0	NE		NE	NE	NE	NE	NE	NE	NE	NE	NE	NE	NE		NE	NE	NE	NE
Geographic region	Europe	219	34,7	86	39,3	219	34,9	90	41,1	0,92	Convergence criterion (GCONV=1E-8) satisfied.	0,63	1,35	-0,020	Algorithm converged.	-0,111	0,072	0,96	Algorithm converged.	0,76	1,20	0,6798	0,2847	1,04	Algorithm converged.	0,83	1,31
	America	344	54,4	136	39,5	339	54,1	140	41,3	0,94	Convergence criterion (GCONV=1E-8) satisfied.	0,69	1,27	-0,012	Algorithm converged.	-0,092	0,055	0,96	Algorithm converged.	0,80	1,15	0,6677		1,04	Algorithm converged.	0,87	1,25
	Asia Pacific (inc. Australia)	69	10,9	26	37,7	68	10,8	37	54,4	0,52	Convergence criterion (GCONV=1E-8) satisfied.	0,26	1,03	-0,162	Algorithm converged.	-0,328	0,005	0,70	Algorithm converged.	0,48	1,02	0,0595		1,43	Algorithm converged.	0,98	2,08
Race/ethnicity	White	489	77,4	188	38,4	505	80,5	205	40,6	0,92	Convergence criterion (GCONV=1E-8) satisfied.	0,71	1,19	-0,023	Algorithm converged.	-0,084	0,037	0,96	Algorithm converged.	0,82	1,12	0,5166	0,5036	1,04	Algorithm converged.	0,90	1,22
	Asian	62	9,8	26	41,9	59	9,4	33	55,9	0,51	Convergence criterion (GCONV=1E-8) satisfied.	0,24	1,06	-0,142	Algorithm converged.	-0,318	0,035	0,73	Algorithm converged.	0,50	1,06	0,0705		1,37	Algorithm converged.	0,94	1,99
	Other	55	8,7	23	41,8	47	7,5	20	42,6	1,20	Convergence criterion (GCONV=1E-8) satisfied.	0,48	2,97	0,065	Algorithm converged.	-0,128	0,258	1,20	Algorithm converged.	0,71	2,05	0,6981		0,83	Algorithm converged.	0,49	1,41
	Unknown	26	4,1	11	42,3	15	2,4	9	60,0	0,25	Convergence criterion (GCONV=1E-8) satisfied.	0,06	1,12	*	WARNING: The relative Hessian convergence criterion of 0.0125512202 is greater than the limit of 0.0001. The convergence is questionable.			*	WARNING: The relative Hessian convergence criterion of 0.1148965131 is greater than the limit of 0.0001. The convergence is questionable.					*	WARNING: The relative Hessian convergence criterion of 0.1148965131 is greater than the limit of 0.0001. The convergence is questionable.		
Baseline HbA1c	<=8%	404	63,9	152	37,6	399	63,6	167	41,9	0,85	Convergence criterion (GCONV=1E-8) satisfied.	0,64	1,13	-0,041	Algorithm converged.	-0,109	0,026	0,91	Algorithm converged.	0,76	1,07	0,2619	0,6442	1,10	Algorithm converged.	0,93	1,31
	>8%	221	35,0	93	42,1	222	35,4	97	43,7	0,93	Convergence criterion (GCONV=1E-8) satisfied.	0,65	1,38	-0,009	Algorithm converged.	-0,101	0,083	0,96	Algorithm converged.	0,78	1,19	0,7714		1,04	Algorithm converged.	0,84	1,29
	Missing	7	1,1	3	42,9	5	0,8	3	60,0		* NE			*	ERROR: The mean parameter is either invalid or at a limit of its range for some observations.			*	WARNING: Negative of Hessian not positive definite.					*	WARNING: Negative of Hessian not positive definite.		
Prior IVT anti-VEGF therapy	Yes	133	21,0	42	31,6	137	21,9	58	42,3	0,64	Convergence criterion (GCONV=1E-8) satisfied.	0,39	1,05	-0,108	Algorithm converged.	-0,223	0,006	0,74	Algorithm converged.	0,54	1,02	0,0740	0,1359	1,34	Algorithm converged.	0,98	1,85
	No	499	79,0	206	41,3	489	78,0	209	42,7	0,94	Convergence criterion (GCONV=1E-8) satisfied.	0,73	1,21	-0,015	Algorithm converged.	-0,076	0,047	0,97	Algorithm converged.	0,84	1,12	0,6486		1,03	Algorithm converged.	0,89	1,20
Baseline DR severity	<47	365	57,8	136	37,3	361	57,8	148	40,9	0,86	Convergence criterion (GCONV=1E-8) satisfied.	0,64	1,16	-0,030	Algorithm converged.	-0,101	0,040	0,93	Algorithm converged.	0,77	1,11	0,3297	0,7936	1,08	Algorithm converged.	0,90	1,30
	47 - 53	198	31,3	82	41,4	208	33,2	99	47,6		* NE			-0,065	Algorithm converged.	-0,161	0,032	0,84	Algorithm converged.	0,69	1,07	0,1845		1,17	Algorithm converged.	0,94	1,45
	>53	58	9,2	28	48,3	38	6,1	18	47,4		* NE			-0,006	Algorithm converged.	-0,219	0,201	1,12	Algorithm converged.	0,72	1,74	0,6792		0,90	Algorithm converged.	0,58	1,39
	Missing	11	1,7	2	18,2	19	3,0	4	21,1	1,28	Convergence criterion (GCONV=1E-8) satisfied.	0,18	9,24	0,041	Algorithm converged.	-0,383	0,467	0,92	Algorithm converged.	0,19	4,56	0,8087		1,08	Algorithm converged.	0,22	5,33
Baseline DR severity	<=53	563	89,1	218	38,7	569	90,7	245	43,1	0,84	Convergence criterion (GCONV=1E-8) satisfied.	0,66	1,08	-0,043	Algorithm converged.	-0,100	0,014	0,90	Algorithm converged.	0,78	1,04	0,1411	0,5466	1,11	Algorithm converged.	0,96	1,28
	>53	58	9,2	28	48,3	38	6,1	18	47,4		* NE			-0,006	Algorithm converged.	-0,219	0,201	1,12	Algorithm converged.	0,72	1,74	0,6792		0,90	Algorithm converged.	0,58	1,39
	Missing	11	1,7	2	18,2	19	3,0	4	21,1	1,28	Convergence criterion (GCONV=1E-8) satisfied.	0,18	9,24	0,041	Algorithm converged.	-0,383	0,467	0,92	Algorithm converged.	0,19	4,56	0,8087		1,08	Algorithm converged.	0,22	5,33
Medical history: renal disease	Yes	63	10,0	25	39,7	45	7,2	15	33,3	1,16	Convergence criterion (GCONV=1E-8) satisfied.	0,48	2,81	0,039	Algorithm converged.	-0,151	0,229	1,07	Algorithm converged.	0,63	1,83	0,7380	0,2687	0,93	Algorithm converged.	0,55	1,59
	No	569	90,0	223	39,2	581	92,7	252	43,4	0,84	Convergence criterion (GCONV=1E-8) satisfied.	0,66	1,06	-0,044	Algorithm converged.	-0,101	0,013	0,91	Algorithm converged.	0,79	1,04	0,1421		1,10	Algorithm converged.	0,96	1,27
Medical history: cardiac disease	Yes	511	80,9	205	40,1	498	79,4	210	42,2	0,92	Convergence criterion (GCONV=1E-8) satisfied.	0,72	1,19	-0,020	Algorithm converged.	-0,080	0,041	0,95	Algorithm converged.	0,82	1,10	0,5277	0,3458	1,05	Algorithm converged.	0,91	1,22
	No	121	19,1	43	35,5	128	20,4	57	44,5	0,77	Convergence criterion (GCONV=1E-8) satisfied.	0,45	1,31	-0,082	Algorithm converged.	-0,204	0,040	0,81	Algorithm converged.	0,59	1,12	0,3305		1,23	Algorithm converged.	0,90	1,70
Medical history: vascular disease	Yes	92	14,6	38	41,3	98	15,6	43	43,9	0,88	Convergence criterion (GCONV=1E-8) satisfied.	0,48	1,61	-0,016	Algorithm converged.	-0,158	0,126	0,96	Algorithm converged.	0,68	1,36	0,6855	0,9774	1,04	Algorithm converged.	0,74	1,47
	No	540	85,4	210	38,9	528	84,2	224	42,4	0,87	Convergence criterion (GCONV=1E-8) satisfied.	0,68	1,11	-0,035	Algorithm converged.	-0,093	0,024	0,93	Algorithm converged.	0,80	1,07	0,2653		1,08	Algorithm converged.	0,93	1,25
Study	Rhine	319	50,5	132	41,4	315	50,2	133	42,2	0,97	Convergence criterion (GCONV=1E-8) satisfied.	0,71	1,33	-0,010	Algorithm converged.	-0,087	0,067	0,96	Algorithm converged.	0,82	1,18	0,8393	0,3162	1,01	Algorithm converged.	0,84	1,22
	Yosemite	313	49,5	116	37,1	311	49,6	134	43,1	0,78	Convergence criterion (GCONV=1E-8) satisfied.	0,57	1,07	-0,060	Algorithm converged.	-0,137	0,017	0,86	Algorithm converged.	0,71	1,04	0,1269		1,16	Algorithm converged.	0,96	1,41

Test for interaction based on RR (Log-binomial regression)
* indicates convergence problem. Result is uninterpretable.
Only patients with at least one value are used for analysis. For stratification Asia and rest of the world regions are combined due to a small number of enrolled patients. The stratification factor is excluded if it is the subgroup. OR is computed by stratified analysis, RR and ARD by adjusted analysis.
Early Termination (ET) visit was mapped to closest regular visit.
Treatment policy strategy was applied to non-COVID-19 related and hypothetical strategy was applied to COVID-19 related intercurrent events. COVID-19 related intercurrent events are: Disc. of Treatment due to COVID-19, Prohibited Treatment/Therapy due to COVID-19, Missed Dose at Week 88,92 or 96 due to COVID-19 and COVID-19 Death.
Clinical cut-off: YOSEMITE 01NOV2021 and RHINE 28OCT2021

Program: root/clinical_studies/RO6867461/CDT70122/share/ACE_pool_DME_CSR_Final/prod/program/t_eff_resp.sas
Output: root/clinical_studies/RO6867461/CDT70122/share/ACE_pool_DME_CSR_Final/prod/output_bc/t_eff_resp_sg_str_QSBGH15I_PREST_ITBC_OCTNOV2021_DME.xls
26MAR2022 23:39

ENDPOINT: Proportion of Patients with a >=4-point improvement from baseline in NEI VFQ-25 General Health subscale through Week 56
MODEL: Stratified Analysis by Study, Baseline BCVA ETDRS letter score, Prior IVT anti-VEGF therapy, Geographic region (combined)
STUDY: GR40349 & GR40398
Dichotomous Analysis (Efficacy)

		Faricimab (PTI) (N=632)				Aflibercept (N=627)				Faricimab (PTI) vs. Aflibercept																Aflibercept vs. Faricimab (PTI)				
		Patients		Patients with Event		Patients		Patients with Event		Odds Ratio								Absolute Risk Difference				Relative Risk								Relative Risk				
Name	Level	n	%	n	%	n	%	n	%	Odds Ratio		Convergence Reason	95% Lower CL	95% Upper CL	Absolute Risk		Convergence Reason	95% Lower CL	95% Upper CL	Relative Risk		Convergence Reason	95% Lower CL	95% Upper CL	p-value (Cochran-Mantel-Haenszel)	Interaction Test p-value (likelihood ratio)	Relative Risk		Convergence Reason	95% Lower CL	95% Upper CL
All	n/a	632	100,0	206	32,6	626	99,8	235	37,5	0,81		Convergence criterion (GCONV=1E-8) satisfied.	0,64	1,02	-0,051		Algorithm converged.	-0,103	0,002	0,87		Algorithm converged.	0,75	1,01	0,0698		1,15		Algorithm converged.	0,99	1,33
Study	Rhine	319	50,5	107	33,5	315	50,2	117	37,1	0,86		Convergence criterion (GCONV=1E-8) satisfied.	0,62	1,19	-0,038		Algorithm converged.	-0,113	0,036	0,91		Algorithm converged.	0,74	1,12	0,3522	0,5767	1,10		Algorithm converged.	0,89	1,36
	Yosemite	313	49,5	99	31,6	311	49,6	118	37,9	0,76		Convergence criterion (GCONV=1E-8) satisfied.	0,55	1,06	-0,063		Algorithm converged.	-0,137	0,012	0,83		Algorithm converged.	0,67	1,04	0,1017		1,20		Algorithm converged.	0,97	1,49

Test for interaction based on RR (Log-binomial regression)
* indicates convergence problem. Result is uninterpretable.
Only patients with at least one value are used for analysis. For stratification Asia and rest of the world regions are combined due to a small number of enrolled patients. The stratification factor is excluded if it is the subgroup. OR is computed by stratified analysis, RR and ARD by adjusted analysis.
Early Termination (ET) visit was mapped to closest regular visit.
Treatment policy strategy was applied to non-COVID-19 related and hypothetical strategy was applied to COVID-19 related intercurrent events. COVID-19 related intercurrent events are: Disc. of Treatment due to COVID-19, Prohibited Treatment/Therapy due to COVID-19, Missed Dose at Week 44,48 or 52 due to COVID-19 and COVID-19 Death.
Clinical cut-off: YOSEMITE 01NOV2021 and RHINE 28OCT2021

Program: root/clinical_studies/RO6867461/CDT70122/share/ACE_pool_DME_CSR_Final/prod/program/t_eff_resp.sas
Output: root/clinical_studies/RO6867461/CDT70122/share/ACE_pool_DME_CSR_Final/prod/output_bc/t_eff_resp_str_QSBGH4I_W56_PREST_ITBC_OCTNOV2021_DME.xls
27MAR2022 3:52

POPULATION: Intent-to-Treat Population B vs. C
ENDPOINT: Proportion of Patients with a >=4-point improvement from baseline in NEI VFQ-25 General Health subscale through Week 56
MODEL: Adjusted Analysis by Study, Baseline BCVA ETDRS letter score, Prior IVT anti-VEGF therapy, Geographic region
STUDY: GR40349 & GR40398
Forest Plot of Relative Risk

Study	Total n	Aflibercept (N=627) n	Aflibercept (N=627) n Responder	Faricimab (PTI) (N=632) n	Faricimab (PTI) (N=632) n Responder	Relative Risk	95% CI
All Patients	1258	626	235	632	206	0.87	(0.75, 1.01)
Study							
Rhine	634	315	117	319	107	0.91	(0.74, 1.12)
Yosemite	624	311	118	313	99	0.83	(0.67, 1.04)

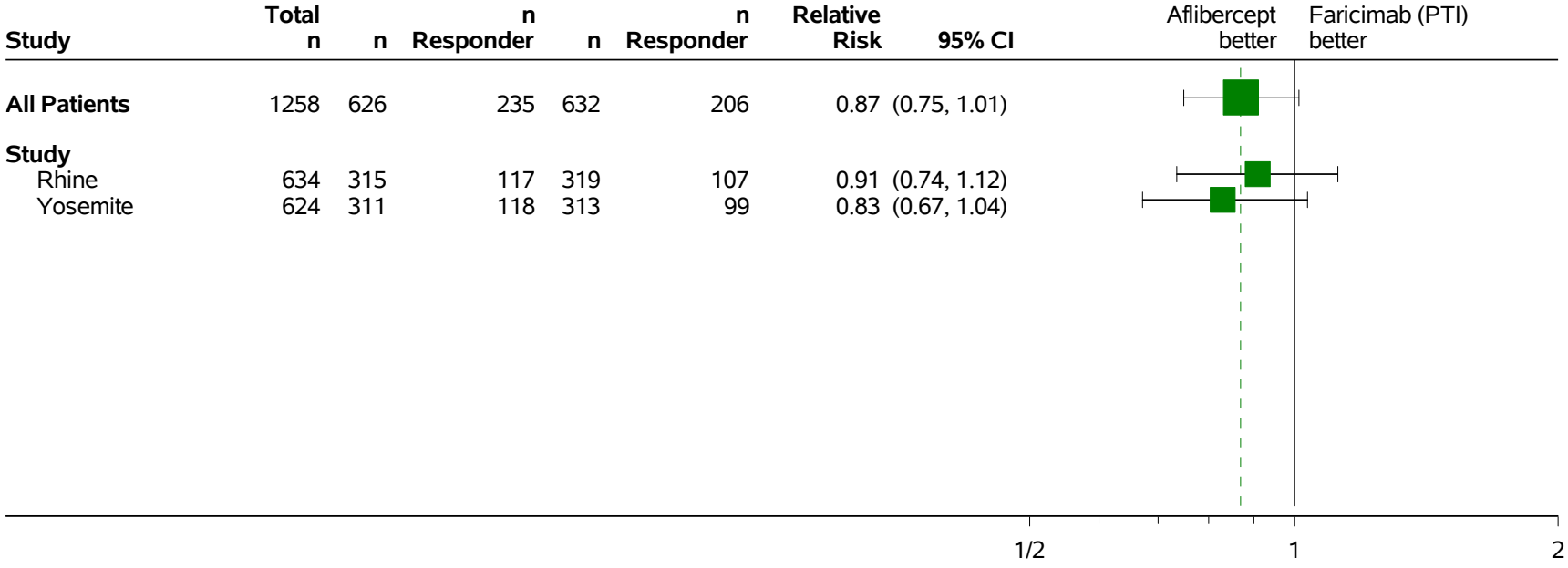

Only patients with at least one value are used for analysis. For adjustment Asia and rest of the world regions are combined due to a small number of enrolled patients.
The adjustment factor is excluded if it is the subgroup.
Early Termination (ET) visit was mapped to closest regular visit.
Treatment policy strategy was applied to non-COVID-19 related and hypothetical strategy was applied to COVID-19 related intercurrent events. COVID-19 related intercurrent events are:
Disc. of Treatment due to COVID-19, Prohibited Treatment/Therapy due to COVID-19, Missed Dose at Week 44,48 or 52 due to COVID-19 and COVID-19 Death.
Clinical cut-off: YOSEMITE 01NOV2021 and RHINE 28OCT2021
Program: root/clinical_studies/RO6867461/CDT70122/share/ACE_pool_DME_Base/prod/program/g_forest_rr.sas
Output: root/clinical_studies/RO6867461/CDT70122/share/ACE_pool_DME_CSR_Final/prod/output_bc/g_forest_rr_str_QSBGH4I_W56_PREST_ITBC_OCTNOV2021_DME.pdf 06OCT2022 18:07

POPULATION: Intent-to-Treat Population B vs. C
ENDPOINT: Proportion of Patients with a >=4-point improvement from baseline in NEI VFQ-25 General Health subscale through Week 56
MODEL: Stratified Analysis by Study, Baseline BCVA ETDRS letter score, Prior IVT anti-VEGF therapy, Geographic region
STUDY: GR40349 & GR40398
Forest Plot of Odds Ratio

Study	Total n	Aflibercept (N=627) n	Aflibercept (N=627) n Responder	Faricimab (PTI) (N=632) n	Faricimab (PTI) (N=632) n Responder	Odds Ratio	95% CI
All Patients	1258	626	235	632	206	0.81	(0.64, 1.02)
Study							
Rhine	634	315	117	319	107	0.86	(0.62, 1.19)
Yosemite	624	311	118	313	99	0.76	(0.55, 1.06)

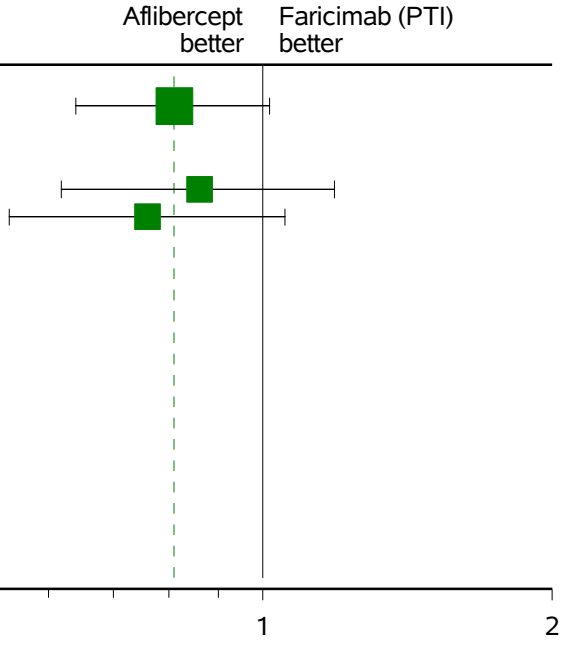

Only patients with at least one value are used for analysis. For stratification Asia and rest of the world regions are combined due to a small number of enrolled patients.
Early Termination (ET) visit was mapped to closest regular visit.
Treatment policy strategy was applied to non-COVID-19 related and hypothetical strategy was applied to COVID-19 related intercurrent events. COVID-19 related intercurrent events are:
Disc. of Treatment due to COVID-19, Prohibited Treatment/Therapy due to COVID-19, Missed Dose at Week 44,48 or 52 due to COVID-19 and COVID-19 Death.
Clinical cut-off: YOSEMITE 01NOV2021 and RHINE 28OCT2021
Program: root/clinical_studies/RO6867461/CDT70122/share/ACE_pool_DME_Base/prod/program/g_forest_or.sas
Output: root/clinical_studies/RO6867461/CDT70122/share/ACE_pool_DME_CSR_Final/prod/output_bc/g_forest_or_str_QSBGH4I_W56_PREST_ITBC_OCTNOV2021_DME.pdf 30SEP2022 12:50

POPULATION: Intent-to-Treat Population B vs. C
ENDPOINT: Proportion of Patients with a >=4-point improvement from baseline in NEI VFQ-25 General Health subscale through Week 56
MODEL: Stratified Analysis by Study, Baseline BCVA ETDRS letter score, Prior IVT anti-VEGF therapy, Geographic region (combined)
STUDY: GR40349 & GR40398
Dichotomous Analysis by Subgroups (Efficacy)

		Faricimab (PTI) (N=632)				Aflibercept (N=627)				Faricimab (PTI) vs. Aflibercept																Aflibercept vs. Faricimab (PTI)					
		Patients		Patients with Event		Patients		Patients with Event		Odds Ratio				Absolute Risk Difference				Relative Risk								Relative Risk					
Name	Level	n	%	n	%	n	%	n	%	Odds Ratio	Convergence Reason	95% Lower CL	95% Upper CL	Absolute Risk	Convergence Reason	95% Lower CL	95% Upper CL	Relative Risk	Convergence Reason	95% Lower CL	95% Upper CL	p-value (Cochran-Mantel Haenszel)	Interaction Test p-value (likelihood ratio)	Relative Risk	Convergence Reason	95% Lower CL	95% Upper CL
All	n/a	632	100,0	206	32,6	626	99,8	235	37,5	0,81	Convergence criterion (GCONV=1E-8) satisfied.	0,64	1,02	-0,051	Algorithm converged.	-0,103	0,002	0,87	Algorithm converged.	0,75	1,01	0,0698		1,15	Algorithm converged.	0,99	1,33
Sex	Male	396	62,7	135	34,1	364	58,1	150	41,2	0,74	Convergence criterion (GCONV=1E-8) satisfied.	0,55	0,99	-0,073	Algorithm converged.	-0,142	-0,004	0,83	Algorithm converged.	0,69	0,99	0,0426	0,4867	1,21	Algorithm converged.	1,01	1,45
	Female	236	37,3	71	30,1	262	41,8	85	32,4	0,90	Convergence criterion (GCONV=1E-8) satisfied.	0,61	1,32	-0,032	Algorithm converged.	-0,112	0,049	0,93	Algorithm converged.	0,72	1,21	0,5811		1,07	Algorithm converged.	0,83	1,39
Age	< 65 years	352	55,7	119	33,8	363	57,9	146	40,2	0,74	Convergence criterion (GCONV=1E-8) satisfied.	0,53	1,01	-0,046	Algorithm converged.	-0,131	0,005	0,84	Algorithm converged.	0,69	1,01	0,0554	0,5033	1,20	Algorithm converged.	0,99	1,43
	>= 65 years	280	44,3	87	31,1	263	41,9	89	33,8	0,91	Convergence criterion (GCONV=1E-8) satisfied.	0,64	1,31	-0,026	Algorithm converged.	-0,104	0,053	0,94	Algorithm converged.	0,74	1,20	0,6230		1,06	Algorithm converged.	0,83	1,35
Age	< 75 years	577	91,3	189	32,8	571	91,1	219	38,4	0,78	Convergence criterion (GCONV=1E-8) satisfied.	0,61	0,99	-0,057	Algorithm converged.	-0,112	-0,002	0,86	Algorithm converged.	0,73	1,00	0,0444	0,4614	1,17	Algorithm converged.	1,00	1,36
	>= 75 years	55	8,7	17	30,9	55	8,8	16	29,1	1,32	Convergence criterion (GCONV=1E-8) satisfied.	0,53	3,18	-0,004	Algorithm converged.	-0,178	0,171	1,04	Algorithm converged.	0,80	1,83	0,5304		0,96	Algorithm converged.	0,55	1,68
Baseline BCVA ETDRS letter score	< 64 letters	281	44,5	94	33,5	284	45,3	105	37,0	0,86	Convergence criterion (GCONV=1E-8) satisfied.	0,61	1,22	-0,035	Algorithm converged.	-0,114	0,043	0,90	Algorithm converged.	0,72	1,13	0,3948	0,6878	1,11	Algorithm converged.	0,88	1,38
	>= 64 letters	349	55,2	112	32,1	342	54,5	130	38,0	0,78	Convergence criterion (GCONV=1E-8) satisfied.	0,57	1,06	-0,060	Algorithm converged.	-0,131	0,010	0,85	Algorithm converged.	0,69	1,04	0,1137		1,17	Algorithm converged.	0,96	1,44
	Missing	2	0,3	0	0,0	0	0,0	0	0,0	NE		NE	NE	NE	NE	NE	NE	NE	NE	NE	NE	NE		NE	NE	NE	NE
Geographic region	Europe	219	34,7	72	32,9	219	34,9	76	34,7	0,91	Convergence criterion (GCONV=1E-8) satisfied.	0,62	1,36	-0,023	Algorithm converged.	-0,112	0,065	0,93	Algorithm converged.	0,73	1,23	0,6580	0,2947	1,05	Algorithm converged.	0,81	1,37
	America	344	54,4	111	32,3	339	54,1	124	36,6	0,83	Convergence criterion (GCONV=1E-8) satisfied.	0,61	1,14	-0,044	Algorithm converged.	-0,115	0,027	0,88	Algorithm converged.	0,72	1,09	0,2553		1,13	Algorithm converged.	0,92	1,39
	Asia Pacific (inc. Australia)	69	10,9	23	33,3	68	10,8	35	51,5	0,48	Convergence criterion (GCONV=1E-8) satisfied.	0,24	0,96	-0,173	Algorithm converged.	-0,338	-0,007	0,66	Algorithm converged.	0,44	0,99	0,0360		1,51	Algorithm converged.	1,01	2,28
Race/ethnicity	White	489	77,4	155	31,7	505	80,5	174	34,5	0,89	Convergence criterion (GCONV=1E-8) satisfied.	0,68	1,16	-0,031	Algorithm converged.	-0,089	0,027	0,93	Algorithm converged.	0,78	1,11	0,3944	0,2962	1,07	Algorithm converged.	0,96	1,28
	Asian	62	9,8	23	37,1	59	9,4	32	54,2	0,43	Convergence criterion (GCONV=1E-8) satisfied.	0,20	0,92	-0,173	Algorithm converged.	-0,347	0,002	0,67	Algorithm converged.	0,45	1,01	0,0275		1,49	Algorithm converged.	0,99	2,25
	Other	55	8,7	17	30,9	47	7,5	20	42,6	0,66	Convergence criterion (GCONV=1E-8) satisfied.	0,26	1,68	-0,054	Algorithm converged.	-0,249	0,142	0,82	Algorithm converged.	0,48	1,39	0,3772		1,22	Algorithm converged.	0,72	2,07
	Unknown	26	4,1	11	42,3	13	2,4	9	60,0	0,25	Convergence criterion (GCONV=1E-8) satisfied.	0,06	1,12	*	WARNING: The relative Hessian convergence criterion of 0.0125511202 is greater than the limit of 0.0001. The convergence is questionable.			*	WARNING: The relative Hessian convergence criterion of 0.1148965131 is greater than the limit of 0.0001. The convergence is questionable.					*	WARNING: The relative Hessian convergence criterion of 0.1148965131 is greater than the limit of 0.0001. The convergence is questionable.		
Baseline HbA1c	<=8%	404	63,9	121	30,0	399	63,6	147	36,8	0,74	Convergence criterion (GCONV=1E-8) satisfied.	0,53	1,00	-0,068	Algorithm converged.	-0,132	-0,003	0,83	Algorithm converged.	0,67	0,99	0,0480	0,3166	1,23	Algorithm converged.	1,01	1,49
	>8%	221	35,0	82	37,1	222	35,4	86	38,7	0,86	Convergence criterion (GCONV=1E-8) satisfied.	0,62	1,42	-0,069	Algorithm converged.	-0,089	0,081	0,96	Algorithm converged.	0,78	1,21	0,8441		1,04	Algorithm converged.	0,82	1,32
	Missing	7	1,1	3	42,9	5	0,8	2	40,0	>999.99	Convergence criterion (GCONV=1E-8) satisfied.	0,00	NE	*	WARNING: Negative of Hessian not positive definite.			*	WARNING: Negative of Hessian not positive definite.					*	WARNING: Negative of Hessian not positive definite.		
Prior IVT anti-VEGF therapy	Yes	133	21,0	35	26,3	137	21,9	50	36,5	0,63	Convergence criterion (GCONV=1E-8) satisfied.	0,37	1,06	-0,101	Algorithm converged.	-0,211	0,009	0,72	Algorithm converged.	0,51	1,04	0,0835	0,2575	1,38	Algorithm converged.	0,96	1,98
	No	499	79,0	171	34,3	489	78,0	185	37,8	0,86	Convergence criterion (GCONV=1E-8) satisfied.	0,66	1,11	-0,036	Algorithm converged.	-0,096	0,024	0,91	Algorithm converged.	0,77	1,07	0,2456		1,10	Algorithm converged.	0,93	1,30
Baseline DR severity	<47	363	57,8	115	31,5	361	57,8	123	34,6	0,83	Convergence criterion (GCONV=1E-8) satisfied.	0,62	1,16	-0,029	Algorithm converged.	-0,098	0,039	0,91	Algorithm converged.	0,74	1,12	0,3091	0,5973	1,10	Algorithm converged.	0,89	1,35
	47 - 53	198	31,5	66	33,3	208	33,2	80	43,3	0,69	Convergence criterion (GCONV=1E-8) satisfied.	0,43	0,97	-0,101	Algorithm converged.	-0,195	-0,007	0,76	Algorithm converged.	0,59	0,98	0,0363		1,31	Algorithm converged.	1,02	1,68
	>53	58	9,2	23	39,7	38	6,1	17	44,7	0,90	Convergence criterion (GCONV=1E-8) satisfied.	0,38	2,14	-0,087	Algorithm converged.	-0,296	0,122	0,91	Algorithm converged.	0,58	1,52	0,8174		1,09	Algorithm converged.	0,66	1,82
	Missing	11	1,7	2	18,2	19	3,0	3	15,8	1,28	Convergence criterion (GCONV=1E-8) satisfied.	0,18	9,24	*	WARNING: The relative Hessian convergence criterion of 0.0060178693 is greater than the limit of 0.0001. The convergence is questionable.			*	ERROR: The mean parameter is either invalid or at a limit of its range for some observations.					*	ERROR: The mean parameter is either invalid or at a limit of its range for some observations.		
Baseline DR severity	<=53	563	89,1	181	32,1	569	90,7	215	37,8	0,78	Convergence criterion (GCONV=1E-8) satisfied.	0,61	0,99	-0,057	Algorithm converged.	-0,112	-0,002	0,85	Algorithm converged.	0,73	1,00	0,0453	0,7801	1,17	Algorithm converged.	1,00	1,37
	>53	58	9,2	23	39,7	38	6,1	17	44,7	0,90	Convergence criterion (GCONV=1E-8) satisfied.	0,38	2,14	-0,087	Algorithm converged.	-0,296	0,122	0,91	Algorithm converged.	0,58	1,52	0,8174		1,09	Algorithm converged.	0,66	1,82
	Missing	11	1,7	2	18,2	19	3,0	3	15,8	1,28	Convergence criterion (GCONV=1E-8) satisfied.	0,18	9,24	*	WARNING: The relative Hessian convergence criterion of 0.0060178693 is greater than the limit of 0.0001. The convergence is questionable.			*	ERROR: The mean parameter is either invalid or at a limit of its range for some observations.					*	ERROR: The mean parameter is either invalid or at a limit of its range for some observations.		
Medical history: renal disease	Yes	63	10,0	19	30,2	43	7,2	14	31,1	0,93	Convergence criterion (GCONV=1E-8) satisfied.	0,37	2,29	-0,029	Algorithm converged.	-0,211	0,153	0,91	Algorithm converged.	0,51	1,63	0,8677	0,6419	1,09	Algorithm converged.	0,61	1,95
	No	569	90,0	187	32,9	583	92,7	221	38,0	0,80	Convergence criterion (GCONV=1E-8) satisfied.	0,62	1,01	-0,054	Algorithm converged.	-0,109	0,001	0,86	Algorithm converged.	0,74	1,01	0,0642		1,16	Algorithm converged.	0,99	1,33
Medical history: cardiac disease	Yes	511	80,9	170	33,3	498	79,4	183	36,7	0,87	Convergence criterion (GCONV=1E-8) satisfied.	0,67	1,12	-0,035	Algorithm converged.	-0,094	0,024	0,91	Algorithm converged.	0,77	1,07	0,2788	0,3115	1,10	Algorithm converged.	0,93	1,31
	No	121	19,1	36	29,8	128	20,4	52	40,6	0,67	Convergence criterion (GCONV=1E-8) satisfied.	0,39	1,16	-0,100	Algorithm converged.	-0,220	0,020	0,74	Algorithm converged.	0,52	1,05	0,1495		1,35	Algorithm converged.	0,95	1,93
Medical history: vascular disease	Yes	92	14,6	31	33,7	98	15,6	36	36,7	0,87	Convergence criterion (GCONV=1E-8) satisfied.	0,47	1,64	-0,015	Algorithm converged.	-0,153	0,124	0,93	Algorithm converged.	0,63	1,38	0,6732	0,7943	1,07	Algorithm converged.	0,72	1,59
	No	540	85,4	175	32,4	528	84,2	199	37,7	0,80	Convergence criterion (GCONV=1E-8) satisfied.	0,62	1,03	-0,052	Algorithm converged.	-0,109	0,005	0,87	Algorithm converged.	0,74	1,02	0,0838		1,15	Algorithm converged.	0,98	1,36
Study	Rhine	319	50,5	107	33,5	313	50,2	117	37,1	0,86	Convergence criterion (GCONV=1E-8) satisfied.	0,62	1,19	-0,038	Algorithm converged.	-0,113	0,036	0,91	Algorithm converged.	0,74	1,12	0,3522	0,5767	1,10	Algorithm converged.	0,89	1,36
	Yosemite	313	49,5	99	31,6	313	49,8	118	37,9	0,76	Convergence criterion (GCONV=1E-8) satisfied.	0,55	1,06	-0,063	Algorithm converged.	-0,137	0,012	0,83	Algorithm converged.	0,67	1,04	0,1017		1,20	Algorithm converged.	0,97	1,49

Test for interaction based on RR (Log-binomial regression)
* indicates convergence problem. Result is uninterpretable.
Only patients with at least one value are used for analysis. For stratification Asia and rest of the world regions are combined due to a small number of enrolled patients. The stratification factor is excluded if it is the subgroup. OR is computed by stratified analysis, RR and ARD by adjusted analysis.
Early Termination (ET) visit was mapped to closest regular visit.
Treatment policy strategy was applied to non-COVID-19 related and hypothetical strategy was applied to COVID-19 related intercurrent events. COVID-19 related intercurrent events are: Disc. of Treatment due to COVID-19, Prohibited Treatment/Therapy due to COVID-19, Missed Dose at Week 44,48 or 52 due to COVID-19 and COVID-19 Death.
Clinical cut-off: YOSEMITE 01NOV2021 and RHINE 28OCT2021

Program: root/clinical_studies/RO6867461/CDT70122/share/ACE_pool_DME_CSR_Final/prod/program/t_eff_resp.sas
Output: root/clinical_studies/RO6867461/CDT70122/share/ACE_pool_DME_CSR_Final/prod/output_bc/t_eff_resp_ag_str_QSBGH4I_W56_PREST_ITBC_OCTNOV2021_DME.xls
28MAR2022 19:44

POPULATION: Intent-to-Treat Population B vs. C
ENDPOINT: Proportion of Patients with a >=4-point improvement from baseline in NEI VFQ-25 General Health subscale throughout the Entire Study
MODEL: Stratified Analysis by Study, Baseline BCVA ETDRS letter score, Prior IVT anti-VEGF therapy, Geographic region (combined)
STUDY: GR40349 & GR40398
Dichotomous Analysis (Efficacy)

		Faricimab (PTI) (N=632)				Aflibercept (N=627)				Faricimab (PTI) vs. Aflibercept																Aflibercept vs. Faricimab (PTI)				
		Patients		Patients with Event		Patients		Patients with Event		Odds Ratio										Absolute Risk Difference				Relative Risk								Relative Risk				
Name	Level	n	%	n	%	n	%	n	%	Odds Ratio		Convergence Reason	95% Lower CL	95% Upper CL	Absolute Risk		Convergence Reason	95% Lower CL	95% Upper CL	Relative Risk		Convergence Reason	95% Lower CL	95% Upper CL	p-value (Cochran-Mantel Haenszel)	Interaction Test p-value (likelihood ratio)	Relative Risk		Convergence Reason	95% Lower CL	95% Upper CL
All	n/a	632	100,0	248	39,2	626	99,8	267	42,7	0,87		Convergence criterion (GCONV=1E-8) satisfied.	0,70	1,09	-0,035		Algorithm converged.	-0,089	0,019	0,92		Algorithm converged.	0,81	1,05	0,2235		1,08		Algorithm converged.	0,95	1,24
Study	Rhine	319	50,5	132	41,4	315	50,2	133	42,2	0,97		Convergence criterion (GCONV=1E-8) satisfied.	0,71	1,33	-0,010		Algorithm converged.	-0,087	0,067	0,99		Algorithm converged.	0,82	1,18	0,8393	0,3162	1,01		Algorithm converged.	0,84	1,22
	Yosemite	313	49,5	116	37,1	311	49,6	134	43,1	0,78		Convergence criterion (GCONV=1E-8) satisfied.	0,57	1,07	-0,060		Algorithm converged.	-0,137	0,017	0,86		Algorithm converged.	0,71	1,04	0,1269		1,16		Algorithm converged.	0,96	1,41

Test for interaction based on RR (Log-binomial regression)
* indicates convergence problem. Result is uninterpretable.
Only patients with at least one value are used for analysis. For stratification Asia and rest of the world regions are combined due to a small number of enrolled patients. The stratification factor is excluded if it is the subgroup. OR is computed by stratified analysis, RR and ARD by adjusted analysis.
Early Termination (ET) visit was mapped to closest regular visit.
Treatment policy strategy was applied to non-COVID-19 related and hypothetical strategy was applied to COVID-19 related intercurrent events. COVID-19 related intercurrent events are: Disc. of Treatment due to COVID-19, Prohibited Treatment/Therapy due to COVID-19, Missed Dose at Week 88,92 or 96 due to COVID-19 and COVID-19 Death.
Clinical cut-off: YOSEMITE 01NOV2021 and RHINE 28OCT2021

Program: root/clinical_studies/RO6867461/CDT70122/share/ACE_pool_DME_CSR_Final/prod/program/t_eff_resp.sas
Output: root/clinical_studies/RO6867461/CDT70122/share/ACE_pool_DME_CSR_Final/prod/output_bc/t_eff_resp_str_QSBGH4I_PREST_ITBC_OCTNOV2021_DME.xls
27MAR2022 3:56

POPULATION: Intent-to-Treat Population B vs. C
ENDPOINT: Proportion of Patients with a >=4-point improvement from baseline in NEI VFQ-25 General Health subscale throughout the Entire Study
MODEL: Adjusted Analysis by Study, Baseline BCVA ETDRS letter score, Prior IVT anti-VEGF therapy, Geographic region
STUDY: GR40349 & GR40398
Forest Plot of Relative Risk

Study	Total n	Aflibercept (N=627) n	Aflibercept (N=627) n Responder	Faricimab (PTI) (N=632) n	Faricimab (PTI) (N=632) n Responder	Relative Risk	95% CI
All Patients	1258	626	267	632	248	0.92	(0.81, 1.05)
Study							
Rhine	634	315	133	319	132	0.99	(0.82, 1.18)
Yosemite	624	311	134	313	116	0.86	(0.71, 1.04)

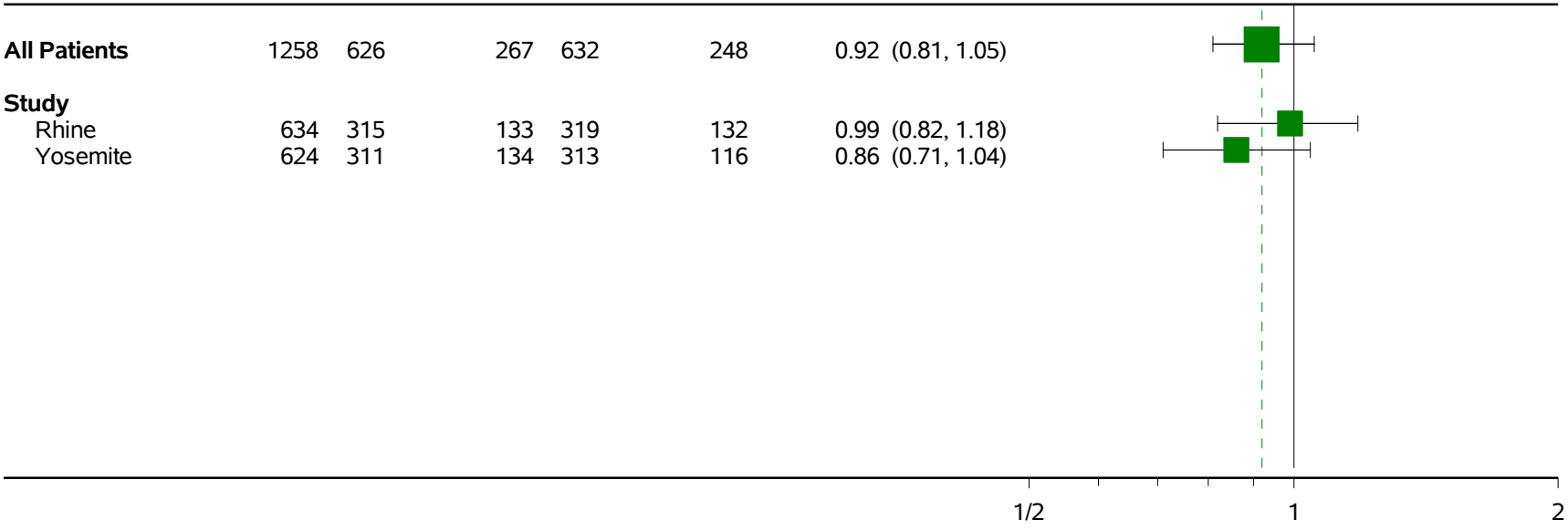

Only patients with at least one value are used for analysis. For adjustment Asia and rest of the world regions are combined due to a small number of enrolled patients.
The adjustment factor is excluded if it is the subgroup.
Early Termination (ET) visit was mapped to closest regular visit.
Treatment policy strategy was applied to non-COVID-19 related and hypothetical strategy was applied to COVID-19 related intercurrent events. COVID-19 related intercurrent events are:
Disc. of Treatment due to COVID-19, Prohibited Treatment/Therapy due to COVID-19, Missed Dose at Week 88,92 or 96 due to COVID-19 and COVID-19 Death.
Clinical cut-off: YOSEMITE 01NOV2021 and RHINE 28OCT2021
Program: root/clinical_studies/RO6867461/CDT70122/share/ACE_pool_DME_Base/prod/program/g_forest_rr.sas
Output: root/clinical_studies/RO6867461/CDT70122/share/ACE_pool_DME_CSR_Final/prod/output_bc/g_forest_rr_str_QSBGH4I_PREST_ITBC_OCTNOV2021_DME.pdf 06OCT2022 18:08

POPULATION: Intent-to-Treat Population B vs. C
ENDPOINT: Proportion of Patients with a >=4-point improvement from baseline in NEI VFQ-25 General Health subscale throughout the Entire Study
MODEL: Stratified Analysis by Study, Baseline BCVA ETDRS letter score, Prior IVT anti-VEGF therapy, Geographic region
STUDY: GR40349 & GR40398
Forest Plot of Odds Ratio

Study	Total n	Aflibercept (N=627) n	Aflibercept (N=627) n Responder	Faricimab (PTI) (N=632) n	Faricimab (PTI) (N=632) n Responder	Odds Ratio	95% CI
All Patients	1258	626	267	632	248	0.87	(0.70, 1.09)
Study							
Rhine	634	315	133	319	132	0.97	(0.71, 1.33)
Yosemite	624	311	134	313	116	0.78	(0.57, 1.07)

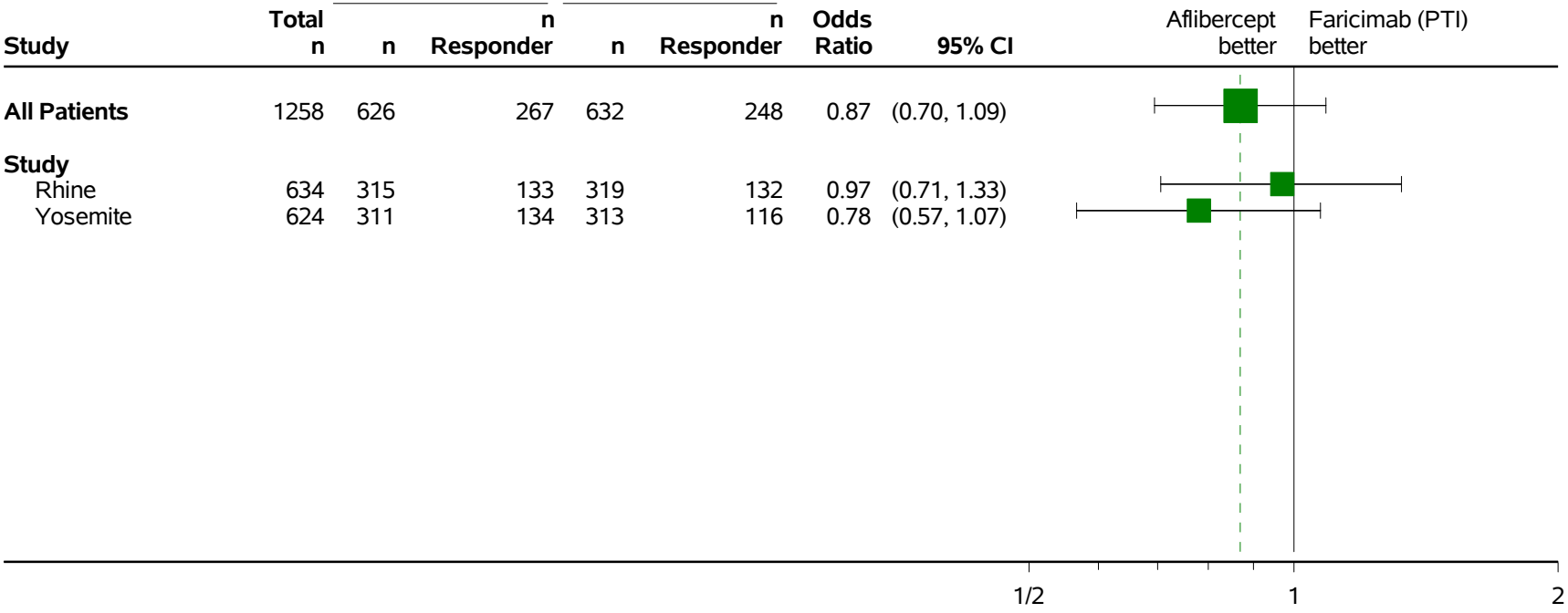

Only patients with at least one value are used for analysis. For stratification Asia and rest of the world regions are combined due to a small number of enrolled patients.
Early Termination (ET) visit was mapped to closest regular visit.
Treatment policy strategy was applied to non-COVID-19 related and hypothetical strategy was applied to COVID-19 related intercurrent events. COVID-19 related intercurrent events are:
Disc. of Treatment due to COVID-19, Prohibited Treatment/Therapy due to COVID-19, Missed Dose at Week 88,92 or 96 due to COVID-19 and COVID-19 Death.
Clinical cut-off: YOSEMITE 01NOV2021 and RHINE 28OCT2021
Program: root/clinical_studies/RO6867461/CDT70122/share/ACE_pool_DME_Base/prod/program/g_forest_or.sas
Output: root/clinical_studies/RO6867461/CDT70122/share/ACE_pool_DME_CSR_Final/prod/output_bc/g_forest_or_str_QSBGH4I_PREST_ITBC_OCTNOV2021_DME.pdf 30SEP2022 12:52

POPULATION: Intent-to-Treat Population B vs. C
ENDPOINT: Proportion of Patients with a >=4-point improvement from baseline in NEI VFQ-25 General Health subscale throughout the Entire Study
MODEL: Stratified Analysis by Study, Baseline BCVA ETDRS letter score, Prior IVT anti-VEGF therapy, Geographic region (combined)
STUDY: GR40349 & GR40398
Dichotomous Analysis by Subgroups (Efficacy)

		Faricimab (PTI) (N=632)				Aflibercept (N=627)				Faricimab (PTI) vs. Aflibercept														Aflibercept vs. Faricimab (PTI)			
		Patients		Patients with Event		Patients		Patients with Event		Odds Ratio				Absolute Risk Difference				Relative Risk						Relative Risk			
Name	Level	n	%	n	%	n	%	n	%	Odds Ratio	Convergence Reason	95% Lower CL	95% Upper CL	Absolute Risk	Convergence Reason	95% Lower CL	95% Upper CL	Relative Risk	Convergence Reason	95% Lower CL	95% Upper CL	Cochran-Mantel-Haenszel	p-value (likelihood ratio)	Relative Risk	Convergence Reason	95% Lower CL	95% Upper CL
All	n/a	632	100,0	248	39,2	626	99,8	267	42,7	0,87	Convergence criterion (GCONV=1E-8) satisfied.	0,70	1,09	-0,035	Algorithm converged.	-0,089	0,019	0,92	Algorithm converged.	0,81	1,05	0,2235		1,08	Algorithm converged.	0,95	1,24
Sex	Male	396	62,7	155	39,1	366	58,4	167	45,9	0,75	Convergence criterion (GCONV=1E-8) satisfied.	0,56	1,01	-0,071	Algorithm converged.	-0,141	-0,001	0,86	Algorithm converged.	0,73	1,01	0,0546	0,1880	1,16	Algorithm converged.	0,99	1,37
	Female	236	37,3	93	39,4	262	41,8	100	38,2	1,02	Convergence criterion (GCONV=1E-8) satisfied.	0,71	1,47	0,006	Algorithm converged.	-0,079	0,091	1,03	Algorithm converged.	0,83	1,28	0,8932		0,93	Algorithm converged.	0,78	1,21
Age	< 65 years	352	55,7	140	39,8	363	57,9	161	46,0	0,76	Convergence criterion (GCONV=1E-8) satisfied.	0,53	1,03	-0,065	Algorithm converged.	-0,137	0,008	0,86	Algorithm converged.	0,73	1,02	0,0725	0,1926	1,16	Algorithm converged.	0,98	1,38
	>= 65 years	280	44,3	108	38,6	263	41,9	100	38,0	1,05	Convergence criterion (GCONV=1E-8) satisfied.	0,74	1,49	0,009	Algorithm converged.	-0,073	0,090	1,05	Algorithm converged.	0,84	1,30	0,7764		0,96	Algorithm converged.	0,77	1,18
Age	< 75 years	577	91,3	227	39,3	571	91,1	250	43,8	0,83	Convergence criterion (GCONV=1E-8) satisfied.	0,66	1,05	-0,045	Algorithm converged.	-0,102	0,012	0,90	Algorithm converged.	0,79	1,03	0,1173	0,2270	1,11	Algorithm converged.	0,97	1,27
	>= 75 years	55	8,7	21	38,2	55	8,8	17	30,9	1,50	Convergence criterion (GCONV=1E-8) satisfied.	0,65	3,48	0,072	Algorithm converged.	-0,100	0,245	1,18	Algorithm converged.	0,71	1,97	0,3421		0,84	Algorithm converged.	0,51	1,41
Baseline BCVA ETDRS letter score	< 64 letters	281	44,5	108	38,4	284	45,3	117	41,2	0,90	Convergence criterion (GCONV=1E-8) satisfied.	0,64	1,25	-0,028	Algorithm converged.	-0,109	0,052	0,93	Algorithm converged.	0,76	1,14	0,5208	0,8906	1,07	Algorithm converged.	0,87	1,31
	>= 64 letters	349	55,2	139	39,8	342	54,5	150	43,9	0,85	Convergence criterion (GCONV=1E-8) satisfied.	0,63	1,15	-0,041	Algorithm converged.	-0,114	0,033	0,92	Algorithm converged.	0,77	1,10	0,2981		1,09	Algorithm converged.	0,91	1,30
	Missing	2	0,3	1	50,0	0	0,0	0	0,0	NE		NE	NE	NE	NE	NE	NE	NE	NE	NE	NE	NE		NE	NE	NE	NE
Geographic region	Europe	219	34,7	86	39,3	219	34,9	90	41,1	0,92	Convergence criterion (GCONV=1E-8) satisfied.	0,63	1,35	-0,020	Algorithm converged.	-0,111	0,072	0,96	Algorithm converged.	0,76	1,20	0,6798	0,2847	1,04	Algorithm converged.	0,83	1,31
	America	344	54,4	136	39,5	339	54,1	140	41,3	0,96	Convergence criterion (GCONV=1E-8) satisfied.	0,69	1,33	-0,018	Algorithm converged.	-0,092	0,055	0,96	Algorithm converged.	0,80	1,15	0,6677		1,04	Algorithm converged.	0,87	1,25
	Asia Pacific (inc. Australia)	69	10,9	26	37,7	68	10,8	37	54,4	0,52	Convergence criterion (GCONV=1E-8) satisfied.	0,26	1,03	-0,162	Algorithm converged.	-0,328	0,005	0,70	Algorithm converged.	0,48	1,02	0,0595		1,43	Algorithm converged.	0,98	2,08
Race/ethnicity	White	489	77,4	188	38,4	505	80,5	205	40,6	0,92	Convergence criterion (GCONV=1E-8) satisfied.	0,71	1,19	-0,023	Algorithm converged.	-0,084	0,037	0,96	Algorithm converged.	0,82	1,12	0,5166	0,5038	1,04	Algorithm converged.	0,90	1,22
	Asian	62	9,8	26	41,9	59	9,4	33	55,9	0,51	Convergence criterion (GCONV=1E-8) satisfied.	0,24	1,06	-0,142	Algorithm converged.	-0,318	0,035	0,73	Algorithm converged.	0,50	1,06	0,0705		1,37	Algorithm converged.	0,94	1,99
	Other	55	8,7	23	41,8	47	7,5	20	42,6	1,20	Convergence criterion (GCONV=1E-8) satisfied.	0,48	2,97	0,065	Algorithm converged.	-0,128	0,258	1,20	Algorithm converged.	0,71	2,05	0,6981		0,83	Algorithm converged.	0,49	1,41
	Unknown	26	4,1	11	42,3	15	2,4	9	60,0	0,25	Convergence criterion (GCONV=1E-8) satisfied.	0,06	1,12	*	WARNING: The relative Hessian convergence criterion of 0.0125512202 is greater than the limit of 0.0001. The convergence is questionable.			*	WARNING: The relative Hessian convergence criterion of 0.1148965131 is greater than the limit of 0.0001. The convergence is questionable.					*	WARNING: The relative Hessian convergence criterion of 0.1148965131 is greater than the limit of 0.0001. The convergence is questionable.		
Baseline HbA1c	<=8%	404	63,9	152	37,6	399	63,6	167	41,9	0,85	Convergence criterion (GCONV=1E-8) satisfied.	0,64	1,13	-0,041	Algorithm converged.	-0,109	0,026	0,91	Algorithm converged.	0,76	1,07	0,2619	0,6442	1,10	Algorithm converged.	0,93	1,31
	>8%	221	35,0	93	42,1	222	35,4	97	43,7	0,95	Convergence criterion (GCONV=1E-8) satisfied.	0,65	1,38	-0,009	Algorithm converged.	-0,101	0,083	0,96	Algorithm converged.	0,78	1,19	0,7714		1,04	Algorithm converged.	0,84	1,29
	Missing	7	1,1	3	42,9	5	0,8	3	60,0		* NE			*	ERROR: The mean parameter is either invalid or at a limit of its range for some observations.			*	WARNING: Negative of Hessian not positive definite.					*	WARNING: Negative of Hessian not positive definite.		
Prior IVT anti-VEGF therapy	Yes	133	21,0	42	31,6	137	21,9	58	42,3	0,64	Convergence criterion (GCONV=1E-8) satisfied.	0,39	1,05	-0,108	Algorithm converged.	-0,223	0,006	0,74	Algorithm converged.	0,54	1,02	0,0740	0,1359	1,34	Algorithm converged.	0,98	1,85
	No	499	79,0	206	41,3	489	78,0	209	42,7	0,94	Convergence criterion (GCONV=1E-8) satisfied.	0,73	1,21	-0,015	Algorithm converged.	-0,076	0,047	0,97	Algorithm converged.	0,84	1,12	0,6486		1,03	Algorithm converged.	0,89	1,20
Baseline DR severity	<47	365	57,8	136	37,3	361	57,8	148	40,4	0,86	Convergence criterion (GCONV=1E-8) satisfied.	0,64	1,16	-0,030	Algorithm converged.	-0,101	0,040	0,93	Algorithm converged.	0,77	1,11	0,3297	0,7938	1,08	Algorithm converged.	0,90	1,30
	47 - 53	198	31,3	82	41,4	208	33,2	99	47,6		* NE			-0,065	Algorithm converged.	-0,161	0,032	0,84	Algorithm converged.	0,69	1,07	0,1845		1,17	Algorithm converged.	0,94	1,45
	>53	58	9,2	28	48,3	38	6,1	18	47,4		* NE			-0,006	Algorithm converged.	-0,213	0,201	1,12	Algorithm converged.	0,72	1,74	0,6792		0,96	Algorithm converged.	0,58	1,59
	Missing	11	1,7	2	18,2	19	3,0	4	21,1	1,28	Convergence criterion (GCONV=1E-8) satisfied.	0,18	9,24	0,041	Algorithm converged.	-0,383	0,467	0,92	Algorithm converged.	0,19	4,56	0,8087		1,08	Algorithm converged.	0,22	5,33
Baseline DR severity	<=53	563	89,1	218	38,7	569	90,7	245	43,1	0,84	Convergence criterion (GCONV=1E-8) satisfied.	0,64	1,08	-0,043	Algorithm converged.	-0,100	0,014	0,90	Algorithm converged.	0,78	1,04	0,1411	0,5466	1,11	Algorithm converged.	0,96	1,28
	>53	58	9,2	28	48,3	38	6,1	18	47,4		* NE			-0,006	Algorithm converged.	-0,213	0,201	1,12	Algorithm converged.	0,72	1,74	0,6792		0,96	Algorithm converged.	0,58	1,59
	Missing	11	1,7	2	18,2	19	3,0	4	21,1	1,28	Convergence criterion (GCONV=1E-8) satisfied.	0,18	9,24	0,041	Algorithm converged.	-0,383	0,467	0,92	Algorithm converged.	0,19	4,56	0,8087		1,08	Algorithm converged.	0,22	5,33
Medical history: renal disease	Yes	63	10,0	25	39,7	45	7,2	15	33,3	1,16	Convergence criterion (GCONV=1E-8) satisfied.	0,48	2,81	0,039	Algorithm converged.	-0,151	0,229	1,07	Algorithm converged.	0,63	1,83	0,7380	0,2687	0,93	Algorithm converged.	0,55	1,59
	No	569	90,0	223	39,2	581	92,7	252	43,4	0,84	Convergence criterion (GCONV=1E-8) satisfied.	0,66	1,06	-0,044	Algorithm converged.	-0,101	0,013	0,91	Algorithm converged.	0,79	1,04	0,1421		1,10	Algorithm converged.	0,96	1,27
Medical history: cardiac disease	Yes	511	80,9	205	40,1	498	79,4	210	42,2	0,92	Convergence criterion (GCONV=1E-8) satisfied.	0,72	1,19	-0,020	Algorithm converged.	-0,080	0,041	0,95	Algorithm converged.	0,82	1,10	0,5277	0,3458	1,05	Algorithm converged.	0,91	1,22
	No	121	19,1	43	35,5	128	20,4	57	44,5	0,77	Convergence criterion (GCONV=1E-8) satisfied.	0,45	1,31	-0,082	Algorithm converged.	-0,204	0,040	0,81	Algorithm converged.	0,59	1,12	0,3305		1,23	Algorithm converged.	0,90	1,70
Medical history: vascular disease	Yes	92	14,6	38	41,3	98	15,6	43	43,9	0,88	Convergence criterion (GCONV=1E-8) satisfied.	0,48	1,61	-0,016	Algorithm converged.	-0,158	0,126	0,96	Algorithm converged.	0,68	1,36	0,6855	0,9774	1,04	Algorithm converged.	0,74	1,47
	No	540	85,4	210	38,9	528	84,2	224	42,4	0,87	Convergence criterion (GCONV=1E-8) satisfied.	0,68	1,11	-0,035	Algorithm converged.	-0,093	0,024	0,93	Algorithm converged.	0,80	1,07	0,2653		1,08	Algorithm converged.	0,93	1,25
Study	Rhine	319	50,5	132	41,4	313	50,2	133	42,2	0,97	Convergence criterion (GCONV=1E-8) satisfied.	0,71	1,33	-0,010	Algorithm converged.	-0,087	0,067	0,96	Algorithm converged.	0,82	1,18	0,8393	0,3162	1,03	Algorithm converged.	0,84	1,22
	Yosemite	313	49,5	116	37,1	313	49,8	134	43,1	0,78	Convergence criterion (GCONV=1E-8) satisfied.	0,57	1,07	-0,060	Algorithm converged.	-0,137	0,017	0,86	Algorithm converged.	0,71	1,04	0,1269		1,16	Algorithm converged.	0,96	1,41

Test for interaction based on RR (Log-binomial regression)
* indicates convergence problem. Result is uninterpretable.
Only patients with at least one value are used for analysis. For stratification Asia and rest of the world regions are combined due to a small number of enrolled patients. The stratification factor is excluded if it is the subgroup. OR is computed by stratified analysis, RR and ARD by adjusted analysis.
Early Termination (ET) visit was mapped to closest regular visit.
Treatment policy strategy was applied to non-COVID-19 related and hypothetical strategy was applied to COVID-19 related intercurrent events. COVID-19 related intercurrent events are: Disc. of Treatment due to COVID-19, Prohibited Treatment/Therapy due to COVID-19, Missed Dose at Week 88,92 or 96 due to COVID-19 and COVID-19 Death.
Clinical cut-off: YOSEMITE 01NOV2021 and RHINE 28OCT2021

Program: root/clinical_studies/RO6867461/CDT70122/share/ACE_pool_DME_CSR_Final/prod/program/t_eff_resp.sas
Output: root/clinical_studies/RO6867461/CDT70122/share/ACE_pool_DME_CSR_Final/prod/output_bc/t_eff_resp_sg_str_QSBGH4I_PREST_ITBC_OCTNOV2021_DME.xls
26MAR2022 19:52

POPULATION: Intent-to-Treat Population B vs. C
ENDPOINT: NEI VFQ-25 General Vision subscale throughout the Entire Study
STUDY: GR40349 & GR40398
All; n/a (N=1259)

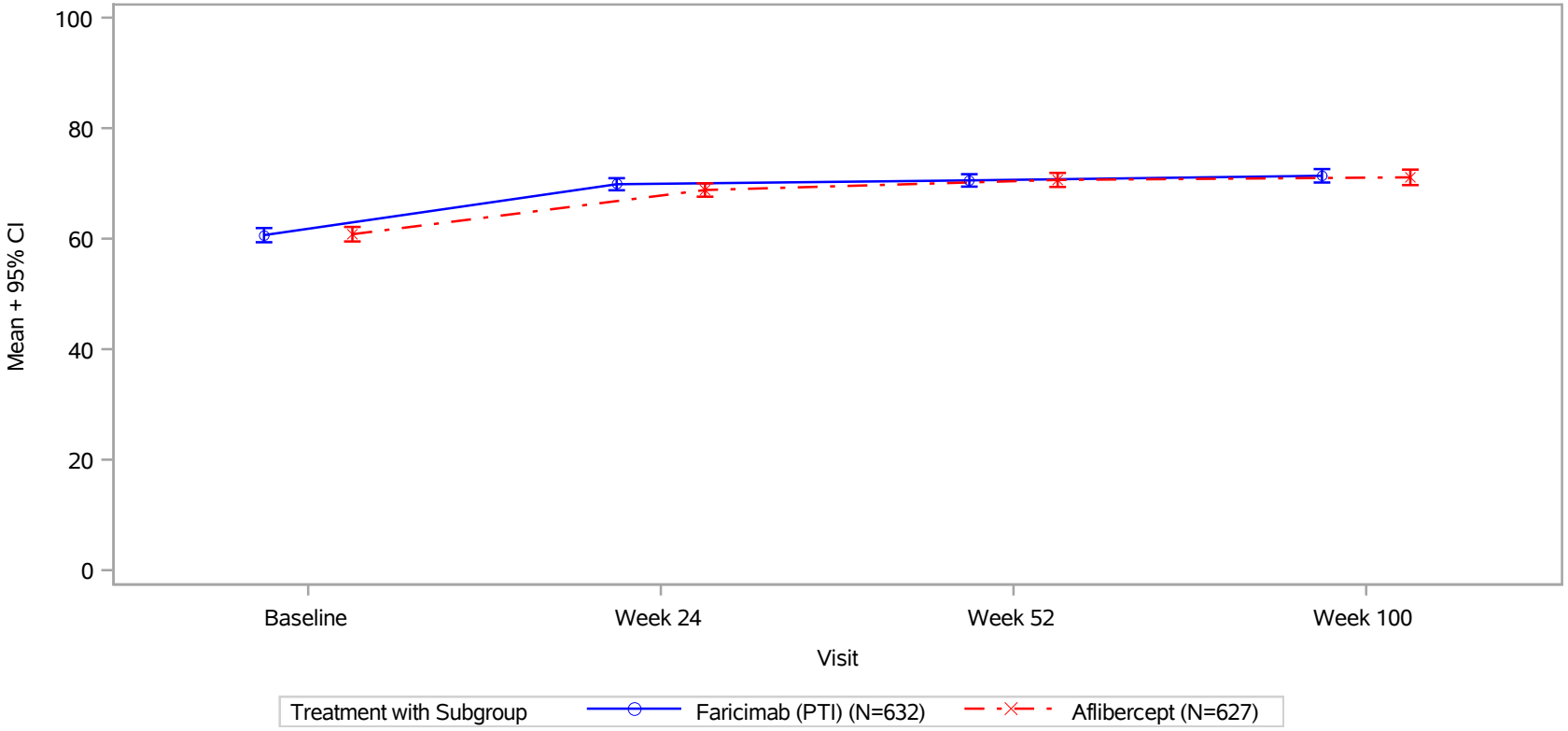

Early Termination (ET) visit was mapped to closest regular visit.
Treatment policy strategy was applied to non-COVID-19 related and hypothetical strategy was applied to COVID-19 related intercurrent events.
COVID-19 related intercurrent events are: Disc. of Treatment due to COVID-19, Prohibited Treatment/Therapy due to COVID-19, Missed Dose at Week 88,92 or 96 due to COVID-19 and COVID-19 Death.
Clinical cut-off: YOSEMITE 01NOV2021 and RHINE 28OCT2021

Program: ..al_studies/RO6867461/CDT70122/share/ACE_pool_DME_Base/prod/program/g_mean_plot.sas
Output: ..E_pool_DME_CSR_Final/prod/output_bc/g_mean_plot_QSBGV_PREST_ITBC_OCTNOV2021_DME.pdf
25MAR2022 21:23

POPULATION: Intent-to-Treat Population B vs. C
ENDPOINT: NEI VFQ-25 General Vision subscale throughout the Entire Study
STUDY: GR40349 & GR40398
Study; Rhine (N=634)

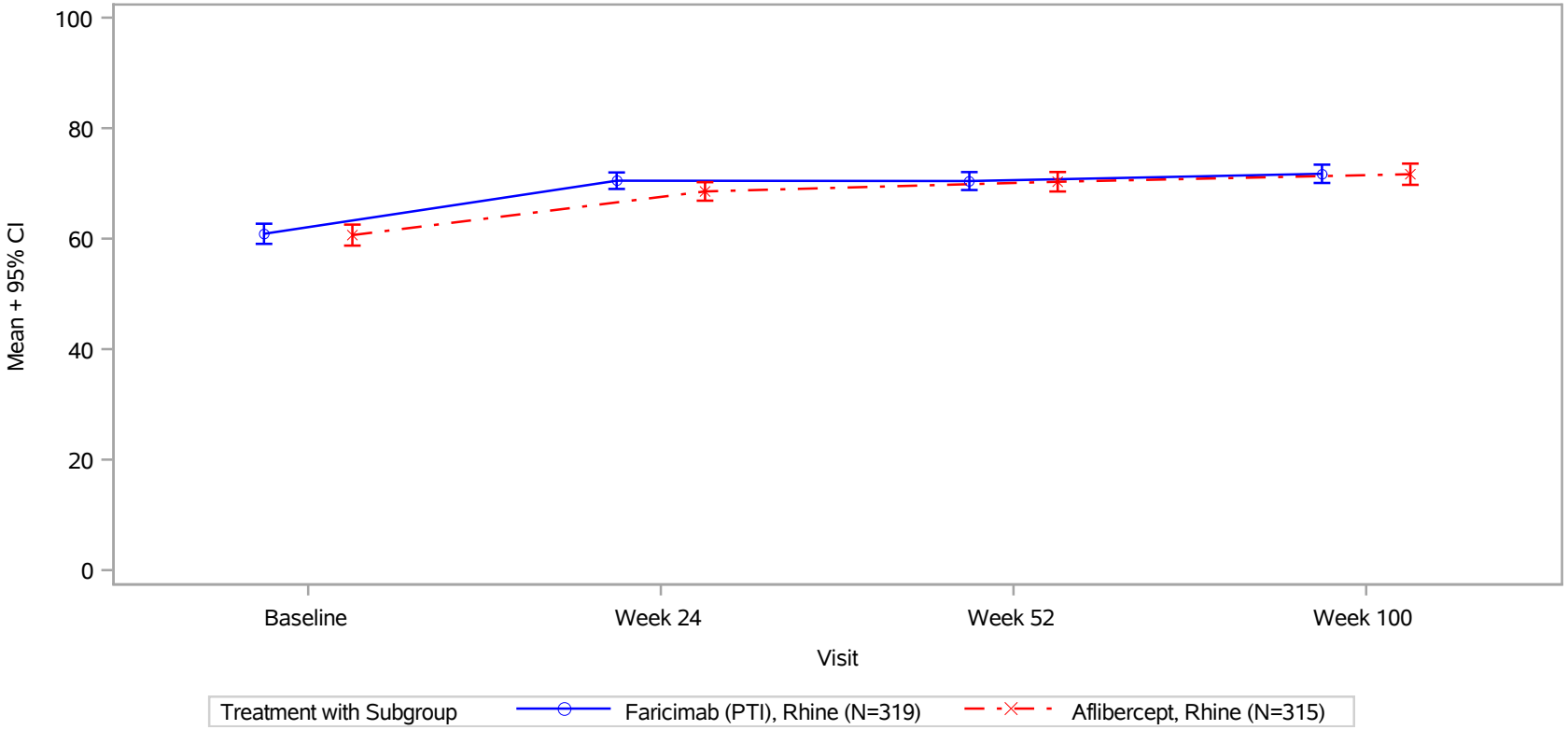

Early Termination (ET) visit was mapped to closest regular visit.
Treatment policy strategy was applied to non-COVID-19 related and hypothetical strategy was applied to COVID-19 related intercurrent events.
COVID-19 related intercurrent events are: Disc. of Treatment due to COVID-19, Prohibited Treatment/Therapy due to COVID-19, Missed Dose at Week 88,92 or 96 due to COVID-19 and COVID-19 Death.
Clinical cut-off: YOSEMITE 01NOV2021 and RHINE 28OCT2021

Program: ..al_studies/RO6867461/CDT70122/share/ACE_pool_DME_Base/prod/program/g_mean_plot.sas
Output: ..E_pool_DME_CSR_Final/prod/output_bc/g_mean_plot_QSBGV_PREST_ITBC_OCTNOV2021_DME.pdf
25MAR2022 21:23

POPULATION: Intent-to-Treat Population B vs. C
ENDPOINT: NEI VFQ-25 General Vision subscale throughout the Entire Study
STUDY: GR40349 & GR40398
Study; Yosemite (N=625)

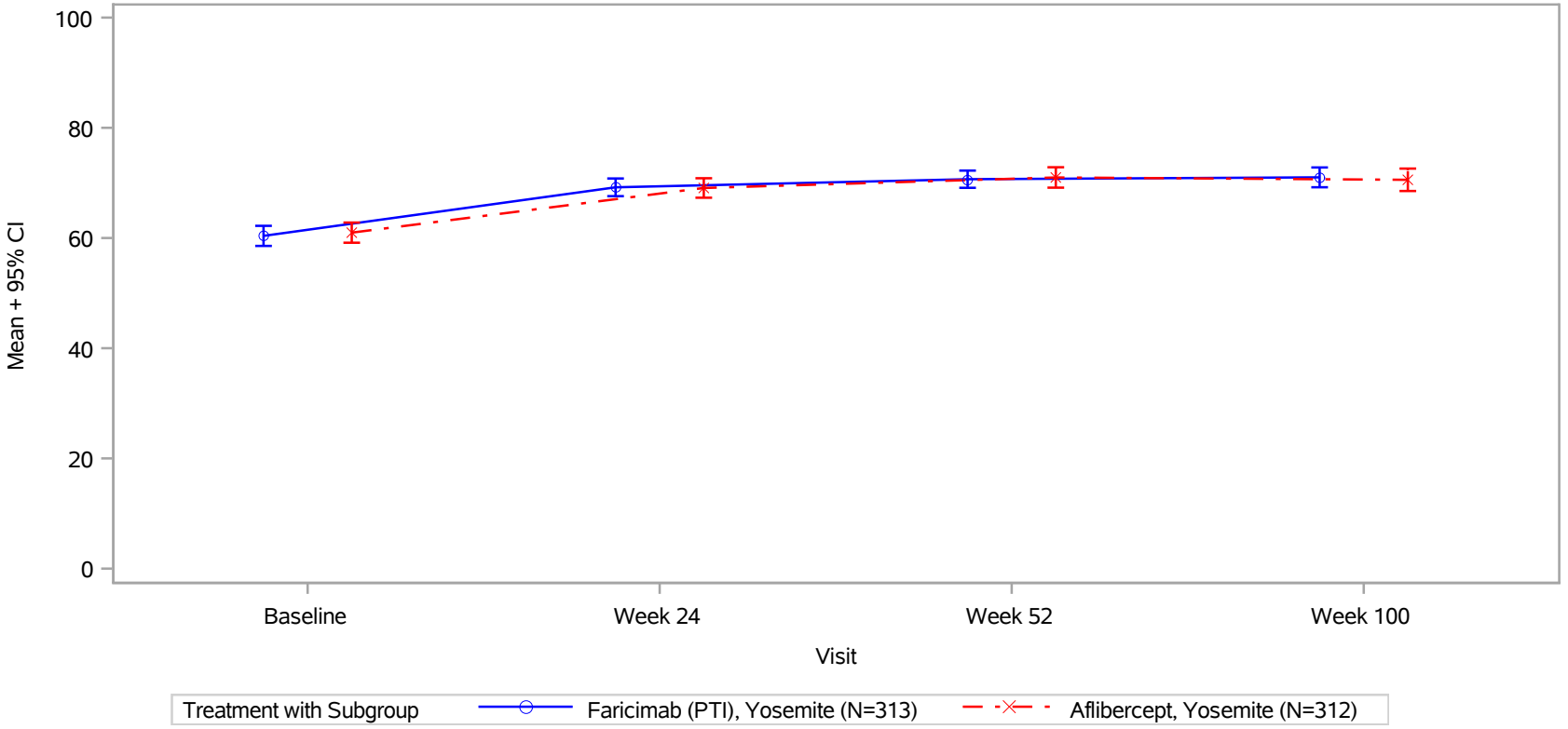

Early Termination (ET) visit was mapped to closest regular visit.
Treatment policy strategy was applied to non-COVID-19 related and hypothetical strategy was applied to COVID-19 related intercurrent events.
COVID-19 related intercurrent events are: Disc. of Treatment due to COVID-19, Prohibited Treatment/Therapy due to COVID-19, Missed Dose at Week 88,92 or 96 due to COVID-19 and COVID-19 Death.
Clinical cut-off: YOSEMITE 01NOV2021 and RHINE 28OCT2021

Program: ..al_studies/RO6867461/CDT70122/share/ACE_pool_DME_Base/prod/program/g_mean_plot.sas
Output: ..E_pool_DME_CSR_Final/prod/output_bc/g_mean_plot_QSBGV_PREST_ITBC_OCTNOV2021_DME.pdf
25MAR2022 21:23

POPULATION: Intent-to-Treat Population B vs. C
ENDPOINT: NEI VFQ-25 General Vision subscale throughout the Entire Study
MODEL: --
STUDY: GR40349 & GR40398
Compliance/Mean

		Faricimab (PTI) (N=632)						Aflibercept (N=627)					
		Patients				Statistics		Patients				Statistics	
Name Visit	Level	in study[1]	%	with value[1]	%	Mean[2]	SD(Mean)	in study[1]	%	with value[1]	%	Mean[2]	SD(Mean)
All													
Baseline	n/a	632	100,0	629	99,5	60,64	16,42	627	100,0	621	99,0	60,81	16,69
Week 24	n/a	632	100,0	609	96,4	69,85	13,72	625	99,7	595	95,2	68,81	15,06
Week 52	n/a	609	96,4	552	90,6	70,54	13,46	603	96,2	523	86,7	70,63	14,81
Week 100	n/a	579	91,6	529	91,4	71,38	14,24	569	90,7	483	84,9	71,10	15,65
Study													
Baseline	Rhine	319	100,0	319	100,0	60,88	16,54	315	100,0	313	99,4	60,64	17,09
Week 24	Rhine	319	100,0	309	96,9	70,49	13,34	314	99,7	302	96,2	68,54	14,76
Week 52	Rhine	312	97,8	284	91,0	70,42	13,91	304	96,5	270	88,8	70,30	14,71
Week 100	Rhine	301	94,4	271	90,0	71,73	13,86	287	91,1	235	81,9	71,66	14,97
Baseline	Yosemite	313	100,0	310	99,0	60,39	16,33	312	100,0	308	98,7	60,97	16,31
Week 24	Yosemite	313	100,0	300	95,8	69,20	14,10	311	99,7	293	94,2	69,08	15,38
Week 52	Yosemite	297	94,9	268	90,2	70,67	12,99	299	95,8	253	84,6	70,99	14,94
Week 100	Yosemite	278	88,8	258	92,8	71,01	14,65	282	90,4	248	87,9	70,56	16,29

[1] in study: number of subjects in study at respective visit; % based on baseline
with value: number of subjects in study and with value at respective visit - used for the calculation of the mean and SD; % based on patients in study at respective visit
[2] mean: descriptive statistics - absolute values
Treatment policy strategy was applied to non-COVID-19 related and hypothetical strategy was applied to COVID-19 related intercurrent events.
COVID-19 related intercurrent events are: Disc. of Treatment due to COVID-19, Prohibited Treatment/Therapy due to COVID-19, Missed Dose at Week 88,92 or 96 due to COVID-19 and COVID-19 Death.
Early Termination (ET) visit was mapped to closest regular visit. Clinical cut-off: YOSEMITE 01NOV2021 and RHINE 28OCT2021

Program: root/clinical_studies/RO6867461/CDT70122/share/ACE_pool_DME_Base/prod/program/t_eff_mean.sas
Output: root/clinical_studies/RO6867461/CDT70122/share/ACE_pool_DME_CSR_Final/prod/output_bc/t_eff_mean_QSBGV_PREST_ITBC_OCTNOV2021_DME.xls
25MAR2022 19:17

POPULATION: Intent-to-Treat Population B vs. C
ENDPOINT: NEI VFQ-25 General Vision subscale throughout the Entire Study
STUDY: GR40349 & GR40398
Forest Plot of Mean Difference
Baseline

Study	Total n (with value)	Aflibercept (N=627) n (with value)	Aflibercept (N=627) Mean	Faricimab (PTI) (N=632) n (with value)	Faricimab (PTI) (N=632) Mean	Mean Difference	95% CI
All Patients	1250	621	60.8	629	60.6	-0.2	(-2.0, 1.7)
Study							
Rhine	632	313	60.6	319	60.9	0.2	(-2.4, 2.9)
Yosemite	618	308	61.0	310	60.4	-0.6	(-3.2, 2.0)

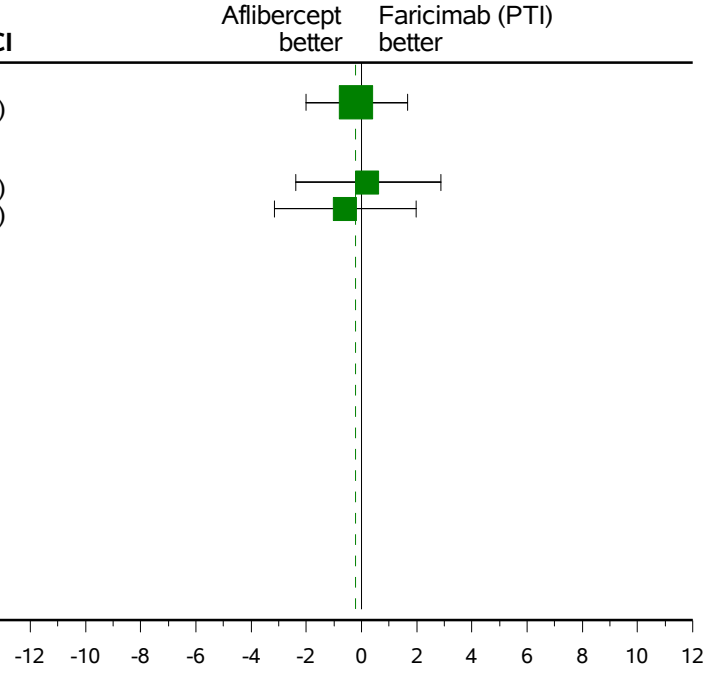

Early Termination (ET) visit was mapped to closest regular visit.
Treatment policy strategy was applied to non-COVID-19 related and hypothetical strategy was applied to COVID-19 related intercurrent events.
COVID-19 related intercurrent events are: Disc. of Treatment due to COVID-19, Prohibited Treatment/Therapy due to COVID-19, Missed Dose at Week 88,92 or 96 due to COVID-19 and COVID-19 Death.
Clinical cut-off: YOSEMITE 01NOV2021 and RHINE 28OCT2021
Program: root/clinical_studies/RO6867461/CDT70122/share/ACE_pool_DME_Base/prod/program/g_forest_md.sas
Output: root/clinical_studies/RO6867461/CDT70122/share/ACE_pool_DME_CSR_Final/prod/output_bc/g_forest_md_QSBGV_PREST_ITBC_OCTNOV2021_DME.pdf 05OCT2022 15:50

POPULATION: Intent-to-Treat Population B vs. C
ENDPOINT: NEI VFQ-25 General Vision subscale throughout the Entire Study
STUDY: GR40349 & GR40398
Forest Plot of Mean Difference
Week 24

Study	Total n (with value)	Aflibercept (N=627) n (with value)	Aflibercept (N=627) Mean	Faricimab (PTI) (N=632) n (with value)	Faricimab (PTI) (N=632) Mean	Mean Difference	95% CI
All Patients	1204	595	68.8	609	69.9	1.0	(-0.6, 2.7)
Study							
Rhine	611	302	68.5	309	70.5	1.9	(-0.3, 4.2)
Yosemite	593	293	69.1	300	69.2	0.1	(-2.3, 2.5)

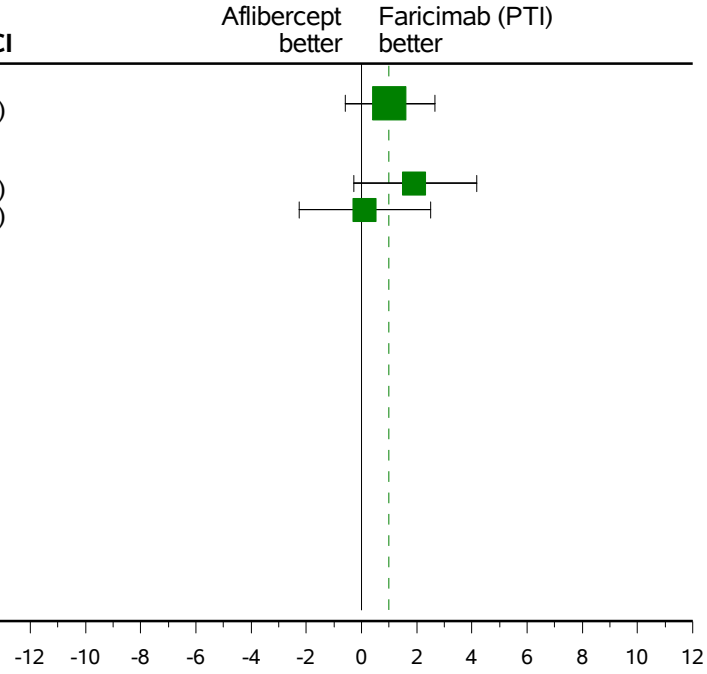

Early Termination (ET) visit was mapped to closest regular visit.
Treatment policy strategy was applied to non-COVID-19 related and hypothetical strategy was applied to COVID-19 related intercurrent events.
COVID-19 related intercurrent events are: Disc. of Treatment due to COVID-19, Prohibited Treatment/Therapy due to COVID-19, Missed Dose at Week 88,92 or 96 due to COVID-19 and COVID-19 Death.
Clinical cut-off: YOSEMITE 01NOV2021 and RHINE 28OCT2021
Program: root/clinical_studies/RO6867461/CDT70122/share/ACE_pool_DME_Base/prod/program/g_forest_md.sas
Output: root/clinical_studies/RO6867461/CDT70122/share/ACE_pool_DME_CSR_Final/prod/output_bc/g_forest_md_QSBGV_PREST_ITBC_OCTNOV2021_DME.pdf 05OCT2022 15:50

POPULATION: Intent-to-Treat Population B vs. C
ENDPOINT: NEI VFQ-25 General Vision subscale throughout the Entire Study
STUDY: GR40349 & GR40398
Forest Plot of Mean Difference
Week 52

Study	Total n (with value)	Aflibercept (N=627) n (with value)	Aflibercept (N=627) Mean	Faricimab (PTI) (N=632) n (with value)	Faricimab (PTI) (N=632) Mean	Mean Difference	95% CI
All Patients	1075	523	70.6	552	70.5	-0.1	(-1.8, 1.6)
Study							
Rhine	554	270	70.3	284	70.4	0.1	(-2.3, 2.5)
Yosemite	521	253	71.0	268	70.7	-0.3	(-2.7, 2.1)

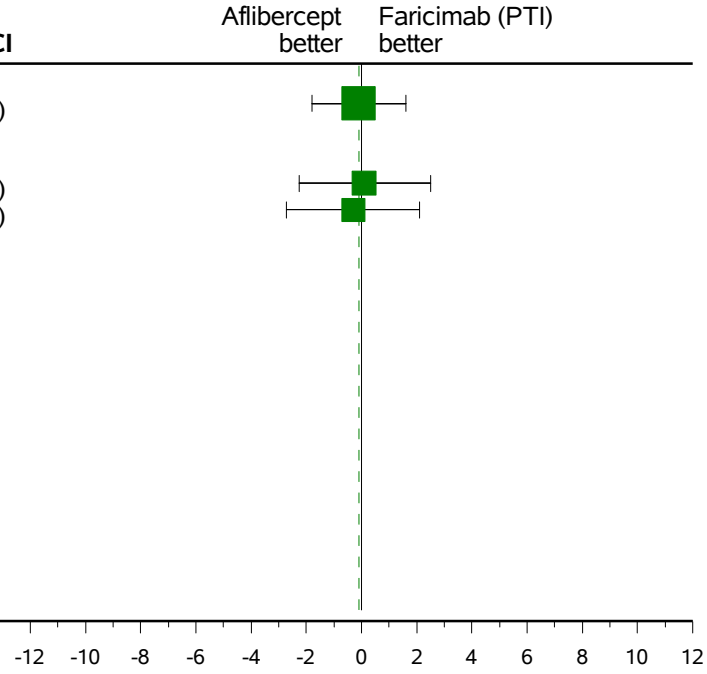

Early Termination (ET) visit was mapped to closest regular visit.
Treatment policy strategy was applied to non-COVID-19 related and hypothetical strategy was applied to COVID-19 related intercurrent events.
COVID-19 related intercurrent events are: Disc. of Treatment due to COVID-19, Prohibited Treatment/Therapy due to COVID-19, Missed Dose at Week 88,92 or 96 due to COVID-19 and COVID-19 Death.
Clinical cut-off: YOSEMITE 01NOV2021 and RHINE 28OCT2021
Program: root/clinical_studies/RO6867461/CDT70122/share/ACE_pool_DME_Base/prod/program/g_forest_md.sas
Output: root/clinical_studies/RO6867461/CDT70122/share/ACE_pool_DME_CSR_Final/prod/output_bc/g_forest_md_QSBGV_PREST_ITBC_OCTNOV2021_DME.pdf 05OCT2022 15:50

POPULATION: Intent-to-Treat Population B vs. C
ENDPOINT: NEI VFQ-25 General Vision subscale throughout the Entire Study
STUDY: GR40349 & GR40398
Forest Plot of Mean Difference
Week 100

Study	Total n (with value)	Aflibercept (N=627) n (with value)	Aflibercept (N=627) Mean	Faricimab (PTI) (N=632) n (with value)	Faricimab (PTI) (N=632) Mean	Mean Difference	95% CI
All Patients	1012	483	71.1	529	71.4	0.3	(-1.6, 2.1)
Study							
Rhine	506	235	71.7	271	71.7	0.1	(-2.4, 2.6)
Yosemite	506	248	70.6	258	71.0	0.4	(-2.3, 3.1)

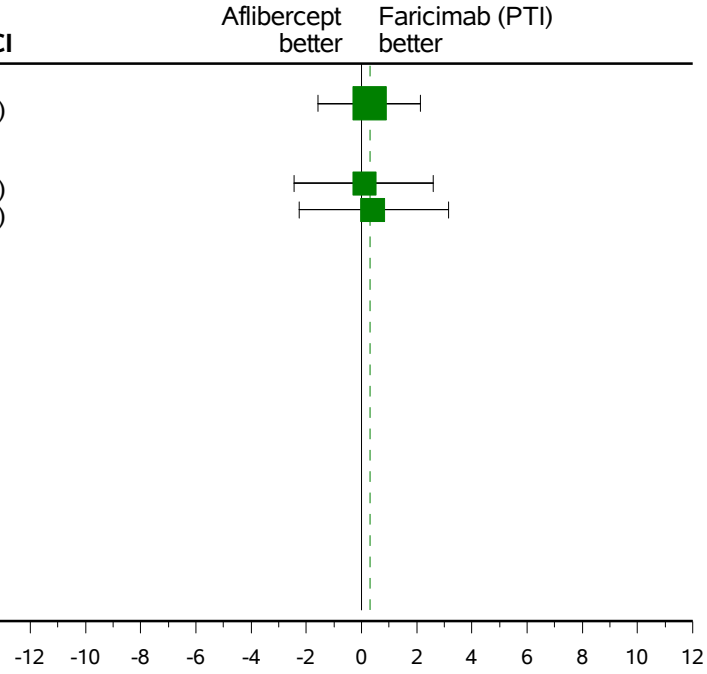

Early Termination (ET) visit was mapped to closest regular visit.
Treatment policy strategy was applied to non-COVID-19 related and hypothetical strategy was applied to COVID-19 related intercurrent events.
COVID-19 related intercurrent events are: Disc. of Treatment due to COVID-19, Prohibited Treatment/Therapy due to COVID-19, Missed Dose at Week 88,92 or 96 due to COVID-19 and COVID-19 Death.
Clinical cut-off: YOSEMITE 01NOV2021 and RHINE 28OCT2021
Program: root/clinical_studies/RO6867461/CDT70122/share/ACE_pool_DME_Base/prod/program/g_forest_md.sas
Output: root/clinical_studies/RO6867461/CDT70122/share/ACE_pool_DME_CSR_Final/prod/output_bc/g_forest_md_QSBGV_PREST_ITBC_OCTNOV2021_DME.pdf 05OCT2022 15:50

POPULATION: Intent-to-Treat Population (results shown for B vs. C)
ENDPOINT: NEI VFQ-25 General Vision subscale through Week 56
MODEL: Adjusted Analysis for Study, Baseline BCVA ETDRS letter score, Prior IVT anti-VEGF therapy, Geographic region
STUDY: GR40349 & GR40398
Change from Baseline (Analysis of MMRM)

			Faricimab (PTI) (N=632)					Aflibercept (N=627)					Difference between Treatments (Faricimab (PTI) - Aflibercept)					
			N			Statistics		N			Statistics		Statistics					
Visit	Name	Level	Total	with baseline value	included in analysis[1]	LSMeans[2]	SE (LSMeans)	Total	with baseline value	included in analysis[1]	LSMeans[2]	SE (LSMeans)	LSMeans[3]	SE (LSMeans)	95% CI (LL)	95% CI (UL)	Population	Method
Week 52	All	n/a	609	606	531	10,27	0,56	603	598	507	10,52	0,57	-0,25	0,80	-1,81	1,31	Intent-to-Treat Population	adjusted
	Study	Rhine	312	312	275	9,98	0,78	304	302	259	10,03	0,80	-0,05	1,12	-2,25	2,15	Intent-to-Treat Population	adjusted
		Yosemite	297	294	256	10,58	0,80	299	296	248	11,04	0,81	-0,46	1,13	-2,68	1,77	Intent-to-Treat Population	adjusted

[1] Patients with a value at baseline and a post-baseline value at the respective visit.
[2] LSMeans of change from baseline from MMRM (including all available records from all selected visits). Selected visits: Week 24, Week 52. Early Termination (ET) visit was mapped to closest regular visit.
[3] Contrasts from MMRM
[4] Factors/Covariates: treatment, visit, treatment-by-visit interaction, baseline value. In addition, for the total population, adjusted for randomization stratification factors.
Data as observed (no imputation of missing values). Covariance matrix: unstructured. Treatment policy strategy was applied to non-COVID-19 related and hypothetical strategy was applied to COVID-19 related intercurrent events(IEs).
COVID-19 rel. IEs are: Disc. of Treatment due to COVID-19, Prohibited Treatment/Therapy due to COVID-19, Missed Dose at Week 44,48 or 52 due to COVID-19 and COVID-19 Death. Clinical cut-off: YOSEMITE 01NOV2021 and RHINE 28OCT2021

Program: root/clinical_studies/RO6867461/CDT70122/share/ACE_pool_DME_Base/prod/program/t_eff_mmrm.sas
Output: root/clinical_studies/RO6867461/CDT70122/share/ACE_pool_DME_CSR_Final/prod/output_bc/t_eff_mmrm_adj_QSBGV_W56_PREST_ITBC2_OCTNOV2021_DME.xls
27JUL2022 10:38

POPULATION: Intent-to-Treat Population (results shown for B vs. C)
ENDPOINT: NEI VFQ-25 General Vision subscale through Week 56
MODEL: Adjusted Analysis for Study, Baseline BCVA ETDRS letter score, Prior IVT anti-VEGF therapy, Geographic region
STUDY: GR40349 & GR40398
Forest Plot of LSMeans Difference for Change from Baseline (MMRM)
Week 52

Study	Total n [1]	Aflibercept (N=627) n [1]	Aflibercept (N=627) LSMeans [2]	Faricimab (PTI) (N=632) n [1]	Faricimab (PTI) (N=632) LSMeans [2]	LSMeans Difference	95% CI
All Patients	1038	507	10.5	531	10.3	-0.2	(-1.8, 1.3)
Study							
Rhine	534	259	10.0	275	10.0	-0.1	(-2.3, 2.1)
Yosemite	504	248	11.0	256	10.6	-0.5	(-2.7, 1.8)

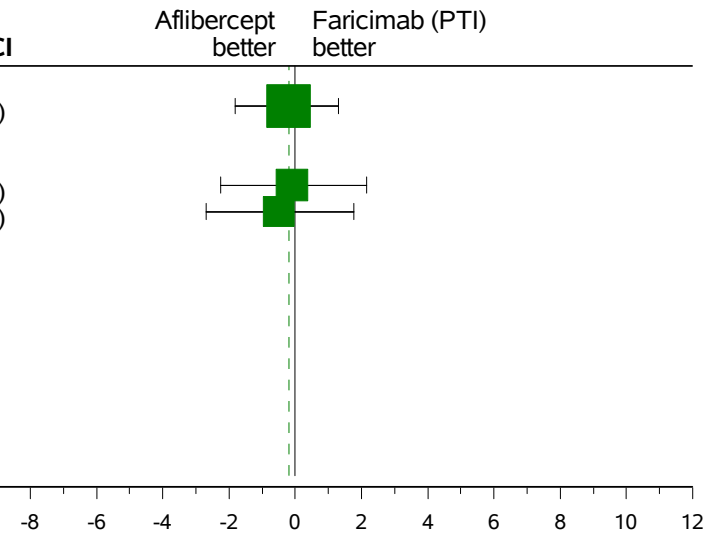

[1] Patients with a value at baseline and a post-baseline value at the respective visit.
[2] LSMeans of change from baseline from MMRM (including all available records from all selected visits).
Selected visits: Week 24, Week 52. Early Termination (ET) visit was mapped to closest regular visit.
Factors/Covariates: treatment, visit, treatment-by-visit interaction, baseline value. In addition adjusted for randomization stratification factors. The stratification factor is excluded if it is the subgroup.
Data as observed (no imputation of missing values). Covariance matrix: unstructured.
Treatment policy strategy was applied to non-COVID-19 related and hypothetical strategy was applied to COVID-19 related intercurrent events(IEs).
COVID-19 rel. IEs are: Disc. of Treatment due to COVID-19, Prohibited Treatment/Therapy due to COVID-19, Missed Dose at Week 44,48 or 52 due to COVID-19 and COVID-19 Death.
Clinical cut-off: YOSEMITE 01NOV2021 and RHINE 28OCT2021
Program: root/clinical_studies/RO6867461/CDT70122/share/ACE_pool_DME_Base/prod/program/g_forest_lsmd.sas
Output: root/clinical_studies/RO6867461/CDT70122/share/ACE_pool_DME_CSR_Final/prod/output_bc/g_forest_lsmd_adj_QSBGV_W56_PREST_ITBC2_OCTNOV2021_DME.pdf 10OCT2022 16:04

POPULATION: Intent-to-Treat Population (results shown for B vs. C)
ENDPOINT: NEI VFQ-25 General Vision subscale throughout the Entire Study
MODEL: Adjusted Analysis for Study, Baseline BCVA ETDRS letter score, Prior IVT anti-VEGF therapy, Geographic region
STUDY: GR40349 & GR40398
Change from Baseline (Analysis of MMRM)

			Faricimab (PTI) (N=632)					Aflibercept (N=627)					Difference between Treatments (Faricimab (PTI) - Aflibercept)					
			N			Statistics		N			Statistics		Statistics					
Visit	Name	Level	Total	with baseline value	included in analysis[1]	LSMeans[2]	SE (LSMeans)	Total	with baseline value	included in analysis[1]	LSMeans[2]	SE (LSMeans)	LSMeans[3]	SE (LSMeans)	95% CI (LL)	95% CI (UL)	Population	Method
Week 100	All	n/a	579	576	526	10,48	0,59	569	564	480	10,51	0,62	-0,03	0,85	-1,70	1,65	Intent-to-Treat Population	adjusted
	Study	Rhine	301	301	271	10,73	0,84	287	285	234	10,61	0,89	0,11	1,22	-2,29	2,52	Intent-to-Treat Population	adjusted
		Yosemite	278	275	255	10,21	0,83	282	279	246	10,42	0,85	-0,21	1,19	-2,54	2,12	Intent-to-Treat Population	adjusted

[1] Patients with a value at baseline and a post-baseline value at the respective visit.
[2] LSMeans of change from baseline from MMRM (including all available records from all selected visits). Selected visits: Week 24, Week 52, Week 100. Early Termination (ET) visit was mapped to closest regular visit.
[3] Contrasts from MMRM
[4] Factors/Covariates: treatment, visit, treatment-by-visit interaction, baseline value. In addition, for the total population, adjusted for randomization stratification factors.
Data as observed (no imputation of missing values). Covariance matrix: unstructured. Treatment policy strategy was applied to non-COVID-19 related and hypothetical strategy was applied to COVID-19 related intercurrent events(IEs).
COVID-19 rel. IEs are: Disc. of Treatment due to COVID-19, Prohibited Treatment/Therapy due to COVID-19, Missed Dose at Week 88,92 or 96 due to COVID-19 and COVID-19 Death. Clinical cut-off: YOSEMITE 01NOV2021 and RHINE 28OCT2021

Program: root/clinical_studies/RO6867461/CDT70122/share/ACE_pool_DME_Base/prod/program/t_eff_mmrm.sas
Output: root/clinical_studies/RO6867461/CDT70122/share/ACE_pool_DME_CSR_Final/prod/output_bc/t_eff_mmrm_adj_QSBGV_W100_PREST_ITBC2_OCTNOV2021_DME.xls
27JUL2022 7:31

POPULATION: Intent-to-Treat Population (results shown for B vs. C)
ENDPOINT: NEI VFQ-25 General Vision subscale throughout the Entire Study
MODEL: Adjusted Analysis for Study, Baseline BCVA ETDRS letter score, Prior IVT anti-VEGF therapy, Geographic region
STUDY: GR40349 & GR40398
Forest Plot of LSMeans Difference for Change from Baseline (MMRM)
Week 100

		Aflibercept (N=627)		Faricimab (PTI) (N=632)			
Study	**Total n [1]**	**n [1]**	**LSMeans [2]**	**n [1]**	**LSMeans [2]**	**LSMeans Difference**	**95% CI**
All Patients	1006	480	10.5	526	10.5	0.0	(-1.7, 1.6)
Study							
Rhine	505	234	10.6	271	10.7	0.1	(-2.3, 2.5)
Yosemite	501	246	10.4	255	10.2	-0.2	(-2.5, 2.1)

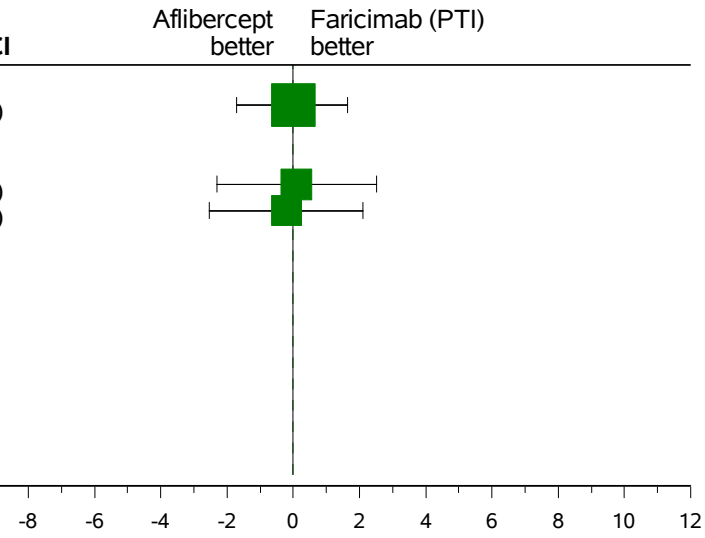

[1] Patients with a value at baseline and a post-baseline value at the respective visit.
[2] LSMeans of change from baseline from MMRM (including all available records from all selected visits).
Selected visits: Week 24, Week 52, Week 100. Early Termination (ET) visit was mapped to closest regular visit.
Factors/Covariates: treatment, visit, treatment-by-visit interaction, baseline value. In addition adjusted for randomization stratification factors. The stratification factor is excluded if it is the subgroup.
Data as observed (no imputation of missing values). Covariance matrix: unstructured.
Treatment policy strategy was applied to non-COVID-19 related and hypothetical strategy was applied to COVID-19 related intercurrent events(IEs).
COVID-19 rel. IEs are: Disc. of Treatment due to COVID-19, Prohibited Treatment/Therapy due to COVID-19, Missed Dose at Week 88,92 or 96 due to COVID-19 and COVID-19 Death.
Clinical cut-off: YOSEMITE 01NOV2021 and RHINE 28OCT2021
Program: root/clinical_studies/RO6867461/CDT70122/share/ACE_pool_DME_Base/prod/program/g_forest_lsmd.sas
Output: root/clinical_studies/RO6867461/CDT70122/share/ACE_pool_DME_CSR_Final/prod/output_bc/g_forest_lsmd_adj_QSBGV_W100_PREST_ITBC2_OCTNOV2021_DME.pdf 10OCT2022 16:23

POPULATION: Intent-to-Treat Population B vs. C
ENDPOINT: Proportion of Patients with a >=15-point improvement from baseline in NEI VFQ-25 General Vision subscale through Week 56
MODEL: Stratified Analysis by Study, Baseline BCVA ETDRS letter score, Prior IVT anti-VEGF therapy, Geographic region (combined)
STUDY: GR40349 & GR40398
Dichotomous Analysis (Efficacy)

		Faricimab (PTI) (N=632)				Aflibercept (N=627)				Faricimab (PTI) vs. Aflibercept																Aflibercept vs. Faricimab (PTI)			
		Patients		Patients with Event		Patients		Patients with Event		Odds Ratio								Absolute Risk Difference				Relative Risk								Relative Risk			
Name	Level	n	%	n	%	n	%	n	%	Odds Ratio		Convergence Reason	95% Lower CL	95% Upper CL	Absolute Risk		Convergence Reason	95% Lower CL	95% Upper CL	Relative Risk		Convergence Reason	95% Lower CL	95% Upper CL	p-value (Cochran-Mantel-Haenszel)	Interaction Test p-value (likelihood ratio)	Relative Risk		Convergence Reason	95% Lower CL	95% Upper CL
All	n/a	632	100,0	333	52,7	626	99,8	322	51,4	1,05		Convergence criterion (GCONV=1E-8) satisfied.	0,84	1,31	0,013		Algorithm converged.	-0,042	0,067	1,04		Algorithm converged.	0,94	1,15	0,6689		0,96		Algorithm converged.	0,87	1,07
Study	Rhine	319	50,5	174	54,5	315	50,2	162	51,4	1,13		Convergence criterion (GCONV=1E-8) satisfied.	0,83	1,55	0,030		Algorithm converged.	-0,047	0,107	1,08		Algorithm converged.	0,94	1,25	0,4410	0,4238	0,92		Algorithm converged.	0,80	1,07
	Yosemite	313	49,5	159	50,8	311	49,6	160	51,4	0,97		Convergence criterion (GCONV=1E-8) satisfied.	0,71	1,34	-0,005		Algorithm converged.	-0,082	0,072	1,00		Algorithm converged.	0,86	1,16	0,8640		1,00		Algorithm converged.	0,86	1,16

Test for interaction based on RR (Log-binomial regression)
* indicates convergence problem. Result is uninterpretable.
Only patients with at least one value are used for analysis. For stratification Asia and rest of the world regions are combined due to a small number of enrolled patients. The stratification factor is excluded if it is the subgroup. OR is computed by stratified analysis, RR and ARD by adjusted analysis.
Early Termination (ET) visit was mapped to closest regular visit.
Treatment policy strategy was applied to non-COVID-19 related and hypothetical strategy was applied to COVID-19 related intercurrent events. COVID-19 related intercurrent events are: Disc. of Treatment due to COVID-19, Prohibited Treatment/Therapy due to COVID-19, Missed Dose at Week 44,48 or 52 due to COVID-19 and COVID-19 Death.
Clinical cut-off: YOSEMITE 01NOV2021 and RHINE 28OCT2021

Program: root/clinical_studies/RO6867461/CDT70122/share/ACE_pool_DME_CSR_Final/prod/program/t_eff_resp.sas
Output: root/clinical_studies/RO6867461/CDT70122/share/ACE_pool_DME_CSR_Final/prod/output_bc/t_eff_resp_str_QSBGV15I_W56_PREST_ITBC_OCTNOV2021_DME.xls
27MAR2022 6:00

POPULATION: Intent-to-Treat Population B vs. C
ENDPOINT: Proportion of Patients with a >=15-point improvement from baseline in NEI VFQ-25 General Vision subscale through Week 56
MODEL: Adjusted Analysis by Study, Baseline BCVA ETDRS letter score, Prior IVT anti-VEGF therapy, Geographic region
STUDY: GR40349 & GR40398
Forest Plot of Relative Risk

Study	Total n	Aflibercept (N=627) n	Aflibercept (N=627) n Responder	Faricimab (PTI) (N=632) n	Faricimab (PTI) (N=632) n Responder	Relative Risk	95% CI
All Patients	1258	626	322	632	333	1.04	(0.94, 1.15)
Study							
Rhine	634	315	162	319	174	1.08	(0.94, 1.25)
Yosemite	624	311	160	313	159	1.00	(0.86, 1.16)

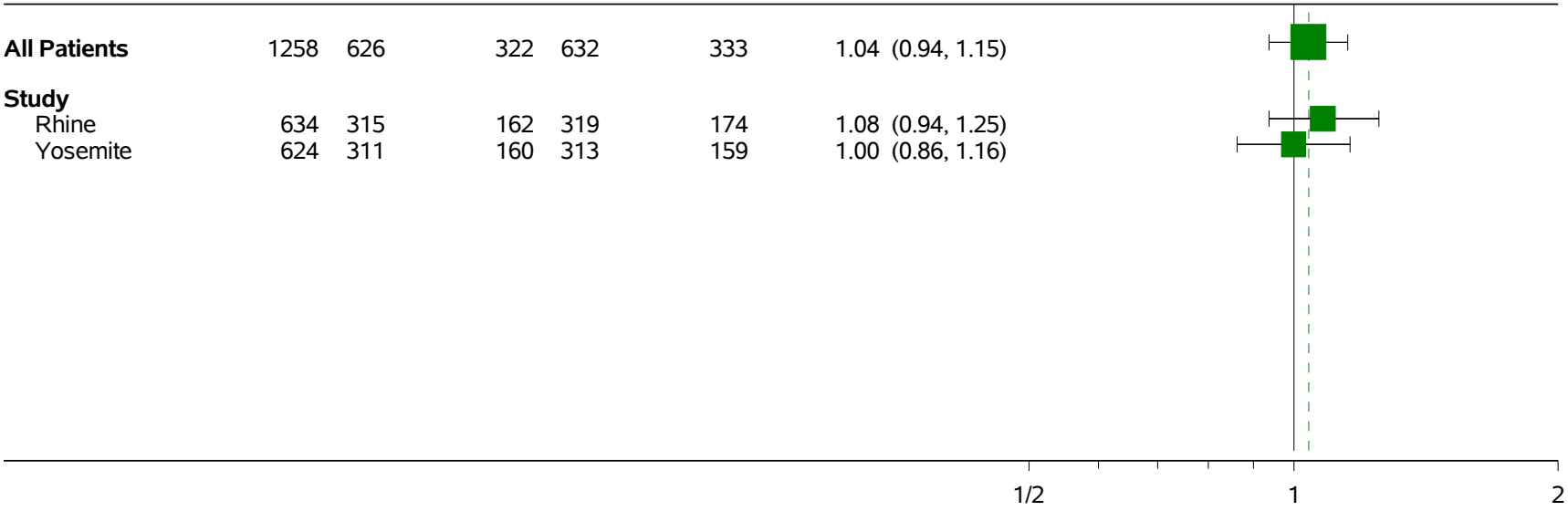

Only patients with at least one value are used for analysis. For adjustment Asia and rest of the world regions are combined due to a small number of enrolled patients.
The adjustment factor is excluded if it is the subgroup.
Early Termination (ET) visit was mapped to closest regular visit.
Treatment policy strategy was applied to non-COVID-19 related and hypothetical strategy was applied to COVID-19 related intercurrent events. COVID-19 related intercurrent events are:
Disc. of Treatment due to COVID-19, Prohibited Treatment/Therapy due to COVID-19, Missed Dose at Week 44,48 or 52 due to COVID-19 and COVID-19 Death.
Clinical cut-off: YOSEMITE 01NOV2021 and RHINE 28OCT2021
Program: root/clinical_studies/RO6867461/CDT70122/share/ACE_pool_DME_Base/prod/program/g_forest_rr.sas
Output: root/clinical_studies/RO6867461/CDT70122/share/ACE_pool_DME_CSR_Final/prod/output_bc/g_forest_rr_str_QSBGV15I_W56_PREST_ITBC_OCTNOV2021_DME.pdf 06OCT2022 18:52

POPULATION: Intent-to-Treat Population B vs. C
ENDPOINT: Proportion of Patients with a >=15-point improvement from baseline in NEI VFQ-25 General Vision subscale through Week 56
MODEL: Stratified Analysis by Study, Baseline BCVA ETDRS letter score, Prior IVT anti-VEGF therapy, Geographic region
STUDY: GR40349 & GR40398
Forest Plot of Odds Ratio

Study	Total n	Aflibercept (N=627) n	Aflibercept (N=627) n Responder	Faricimab (PTI) (N=632) n	Faricimab (PTI) (N=632) n Responder	Odds Ratio	95% CI
All Patients	1258	626	322	632	333	1.05	(0.84, 1.31)
Study							
Rhine	634	315	162	319	174	1.13	(0.83, 1.55)
Yosemite	624	311	160	313	159	0.97	(0.71, 1.34)

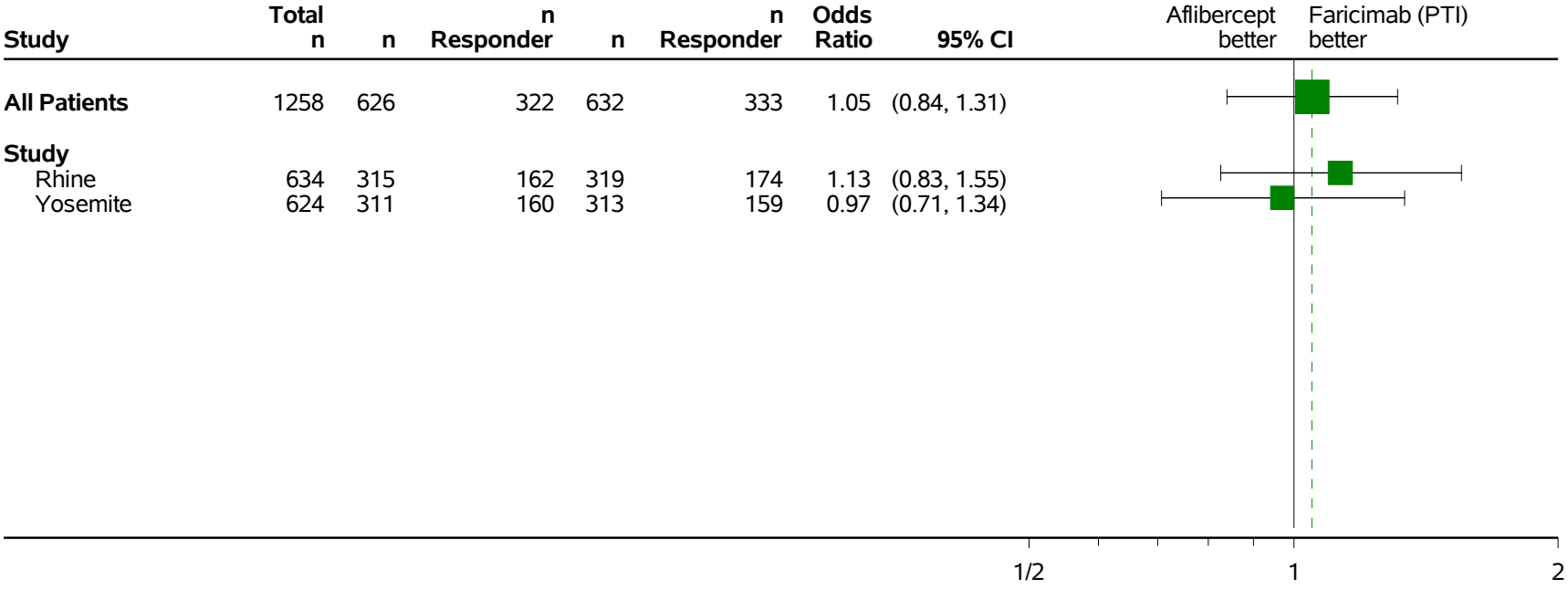

Only patients with at least one value are used for analysis. For stratification Asia and rest of the world regions are combined due to a small number of enrolled patients.
Early Termination (ET) visit was mapped to closest regular visit.
Treatment policy strategy was applied to non-COVID-19 related and hypothetical strategy was applied to COVID-19 related intercurrent events. COVID-19 related intercurrent events are:
Disc. of Treatment due to COVID-19, Prohibited Treatment/Therapy due to COVID-19, Missed Dose at Week 44,48 or 52 due to COVID-19 and COVID-19 Death.
Clinical cut-off: YOSEMITE 01NOV2021 and RHINE 28OCT2021
Program: root/clinical_studies/RO6867461/CDT70122/share/ACE_pool_DME_Base/prod/program/g_forest_or.sas
Output: root/clinical_studies/RO6867461/CDT70122/share/ACE_pool_DME_CSR_Final/prod/output_bc/g_forest_or_str_QSBGV15I_W56_PREST_ITBC_OCTNOV2021_DME.pdf 30SEP2022 13:46

POPULATION: Intent-to-Treat Population B vs. C
ENDPOINT: Proportion of Patients with a >=15-point improvement from baseline in NEI VFQ-25 General Vision subscale through Week 56
MODEL: Stratified Analysis by Study, Baseline BCVA ETDRS letter score, Prior IVT anti-VEGF therapy, Geographic region (combined)
STUDY: GR40349 & GR40398
Dichotomous Analysis by Subgroups (Efficacy)

		Faricimab (PTI) (N=632)				Aflibercept (N=627)				Faricimab (PTI) vs. Aflibercept														Aflibercept vs. Faricimab (PTI)			
		Patients		Patients with Event		Patients		Patients with Event		Odds Ratio				Absolute Risk Difference					Relative Risk					Relative Risk			
Name	Level	n	%	n	%	n	%	n	%	Odds Ratio	Convergence Reason	95% Lower CL	95% Upper CL	Absolute Risk	Convergence Reason	95% Lower CL	95% Upper CL	Relative Risk	Convergence Reason	95% Lower CL	95% Upper CL	p-value (Cochran-Mantel-Haenszel)	Interaction Test p-value (likelihood ratio)	Relative Risk	Convergence Reason	95% Lower CL	95% Upper CL
All	n/a	632	100,0	333	52,7	626	99,8	322	51,4	1,03	Convergence criterion (GCONV=1E-8) satisfied.	0,84	1,31	0,013	Algorithm converged.	-0,042	0,067	1,04	Algorithm converged.	0,94	1,15	0,6689		0,96	Algorithm converged.	0,87	1,07
Sex	Male	396	62,7	206	52,0	364	58,1	187	51,4	1,04	Convergence criterion (GCONV=1E-8) satisfied.	0,77	1,39	0,008	Algorithm converged.	-0,062	0,078	1,04	Algorithm converged.	0,91	1,18	0,8064	0,8064	0,96	Algorithm converged.	0,84	1,10
	Female	236	37,3	127	53,8	262	41,8	135	51,5	1,09	Convergence criterion (GCONV=1E-8) satisfied.	0,77	1,56	0,026	Algorithm converged.	-0,061	0,114	1,06	Algorithm converged.	0,90	1,25	0,6241		0,94	Algorithm converged.	0,80	1,11
Age	< 65 years	352	55,7	193	54,8	363	57,9	193	53,2	1,02	Convergence criterion (GCONV=1E-8) satisfied.	0,76	1,37	0,009	Algorithm converged.	-0,063	0,082	1,03	Algorithm converged.	0,90	1,18	0,8990	0,8023	0,97	Algorithm converged.	0,85	1,11
	>= 65 years	280	44,3	140	51,1	263	41,9	129	49,0	1,05	Convergence criterion (GCONV=1E-8) satisfied.	0,74	1,48	0,022	Algorithm converged.	-0,061	0,105	1,07	Algorithm converged.	0,90	1,25	0,8018		0,94	Algorithm converged.	0,80	1,11
Age	< 75 years	577	91,3	306	53,0	571	91,1	296	51,8	1,05	Convergence criterion (GCONV=1E-8) satisfied.	0,83	1,33	0,013	Algorithm converged.	-0,044	0,070	1,04	Algorithm converged.	0,94	1,16	0,6670	0,9289	0,96	Algorithm converged.	0,86	1,07
	>= 75 years	55	8,7	27	49,1	55	8,8	26	47,3	0,84	Convergence criterion (GCONV=1E-8) satisfied.	0,37	1,94	0,024	Algorithm converged.	-0,159	0,207	1,08	Algorithm converged.	0,74	1,59	0,6878		0,92	Algorithm converged.	0,63	1,35
Baseline BCVA ETDRS letter score	< 64 letters	281	44,5	170	60,5	284	45,3	156	54,9	1,25	Convergence criterion (GCONV=1E-8) satisfied.	0,89	1,75	0,054	Algorithm converged.	-0,026	0,135	1,10	Algorithm converged.	0,95	1,26	0,1926	0,2493	0,91	Algorithm converged.	0,79	1,05
	>= 64 letters	349	55,2	163	46,7	342	54,5	166	48,5	0,83	Convergence criterion (GCONV=1E-8) satisfied.	0,69	1,25	-0,018	Algorithm converged.	-0,092	0,056	0,94	Algorithm converged.	0,84	1,16	0,6272		1,03	Algorithm converged.	0,88	1,20
	Missing	2	0,3	0	0,0	0	0,0	0	0,0	NE	NE	NE	NE	NE	NE	NE	NE	NE	NE	NE	NE	NE		NE	NE	NE	NE
Geographic region	Europe	219	34,7	121	55,3	219	34,9	114	52,1	1,10	Convergence criterion (GCONV=1E-8) satisfied.	0,76	1,61	0,025	Algorithm converged.	-0,067	0,118	1,06	Algorithm converged.	0,89	1,26	0,6145	0,9115	0,95	Algorithm converged.	0,80	1,12
	America	344	54,4	179	52,0	339	54,1	176	51,9	1,00	Convergence criterion (GCONV=1E-8) satisfied.	0,73	1,36	0,003	Algorithm converged.	-0,071	0,076	1,02	Algorithm converged.	0,89	1,17	0,9897		0,98	Algorithm converged.	0,85	1,12
	Asia Pacific (inc. Australia)	69	10,9	33	47,8	68	10,8	32	47,1	1,30	Convergence criterion (GCONV=1E-8) satisfied.	0,64	2,65	0,034	Algorithm converged.	-0,128	0,195	1,97	Algorithm converged.	0,77	1,48	0,4616		0,94	Algorithm converged.	0,67	1,30
Race/ethnicity	White	489	77,4	253	51,7	505	80,5	256	50,7	1,02	Convergence criterion (GCONV=1E-8) satisfied.	0,80	1,32	0,012	Algorithm converged.	-0,050	0,073	1,04	Algorithm converged.	0,92	1,17	0,8541	0,7655	0,96	Algorithm converged.	0,85	1,08
	Asian	62	9,8	32	51,6	59	9,4	31	52,5	1,12	Convergence criterion (GCONV=1E-8) satisfied.	0,53	2,38	0,012	Algorithm converged.	-0,158	0,182	*	WARNING: The relative Hessian convergence criterion of 0.0557267978 is greater than the limit of 0.0001. The convergence is questionable.						WARNING: The relative Hessian convergence criterion of 0.0557267978 is greater than the limit of 0.0001. The convergence is questionable.		
	Other	55	8,7	36	65,5	47	7,5	26	55,3	1,50	Convergence criterion (GCONV=1E-8) satisfied.	0,62	3,62	0,108	Algorithm converged.	-0,086	0,302	1,22	Algorithm converged.	0,88	1,68	0,3621		0,82	Algorithm converged.	0,59	1,14
	Unknown	26	4,1	12	46,2	15	2,4	9	60,0	0,77	Convergence criterion (GCONV=1E-8) satisfied.	0,18	3,33	-0,073	Algorithm converged.	-0,386	0,239	*	WARNING: The relative Hessian convergence criterion of 0.0177216036 is greater than the limit of 0.0001. The convergence is questionable.						WARNING: The relative Hessian convergence criterion of 0.0177216036 is greater than the limit of 0.0001. The convergence is questionable.		
Baseline HbA1c	<=8%	404	63,9	215	53,2	399	63,6	201	50,4	1,10	Convergence criterion (GCONV=1E-8) satisfied.	0,83	1,47	0,027	Algorithm converged.	-0,040	0,095	1,08	Algorithm converged.	0,93	1,23	0,4945	0,5118	0,93	Algorithm converged.	0,82	1,05
	>8%	221	35,0	116	52,5	223	35,4	118	53,0	0,96	Convergence criterion (GCONV=1E-8) satisfied.	0,66	1,40	-0,003	Algorithm converged.	-0,092	0,090	1,00	Algorithm converged.	0,84	1,19	0,8464		1,00	Algorithm converged.	0,84	1,19
	Missing	7	1,1	2	28,6	5	0,8	3	60,0	*	NE			*	ERROR: The mean parameter is either invalid or at a limit of its range for some observations.			*	WARNING: The relative Hessian convergence criterion of 779386904.94 is greater than the limit of 0.0001. The convergence is questionable.						WARNING: The relative Hessian convergence criterion of 779386904.94 is greater than the limit of 0.0001. The convergence is questionable.		
Prior IVT anti-VEGF therapy	Yes	133	21,0	53	41,4	137	21,9	63	46,0	0,83	Convergence criterion (GCONV=1E-8) satisfied.	0,51	1,34	-0,048	Algorithm converged.	-0,166	0,070	0,92	Algorithm converged.	0,70	1,21	0,4480	0,3863	1,09	Algorithm converged.	0,83	1,43
	No	499	79,0	278	55,7	489	78,0	259	53,0	1,11	Convergence criterion (GCONV=1E-8) satisfied.	0,86	1,44	0,027	Algorithm converged.	-0,034	0,088	1,06	Algorithm converged.	0,95	1,18	0,4049		0,95	Algorithm converged.	0,85	1,06
Baseline DR severity	<47	365	57,8	174	47,7	361	57,6	164	45,4	1,05	Convergence criterion (GCONV=1E-8) satisfied.	0,78	1,41	0,017	Algorithm converged.	-0,055	0,089	1,04	Algorithm converged.	0,89	1,22	0,7520	0,0197	0,96	Algorithm converged.	0,82	1,12
	47 - 53	198	31,3	127	64,1	208	33,2	120	57,7	1,34	Convergence criterion (GCONV=1E-8) satisfied.	0,89	2,02	0,073	Algorithm converged.	-0,020	0,166	1,14	Algorithm converged.	0,98	1,32	0,1599		0,88	Algorithm converged.	0,76	1,02
	>53	58	9,2	26	44,8	38	6,1	29	76,3	0,32	Convergence criterion (GCONV=1E-8) satisfied.	0,12	0,80	-0,252	Algorithm converged.	-0,457	-0,048	0,63	Algorithm converged.	0,39	1,03	0,0119		1,58	Algorithm converged.	0,97	2,56
	Missing	11	1,7	6	54,5	19	3,0	9	47,4	1,05	Convergence criterion (GCONV=1E-8) satisfied.	0,14	7,92	0,094	Algorithm converged.	-0,305	0,492	*	WARNING: The relative Hessian convergence criterion of 0.0554988344 is greater than the limit of 0.0001. The convergence is questionable.						WARNING: The relative Hessian convergence criterion of 0.0554988344 is greater than the limit of 0.0001. The convergence is questionable.		
Baseline DR severity	<=53	563	89,1	301	53,5	569	90,7	284	49,9	1,15	Convergence criterion (GCONV=1E-8) satisfied.	0,91	1,45	0,034	Algorithm converged.	-0,023	0,092	1,08	Algorithm converged.	0,97	1,21	0,2538	0,0121	0,93	Algorithm converged.	0,83	1,07
	>53	58	9,2	26	44,8	38	6,1	29	76,3	0,32	Convergence criterion (GCONV=1E-8) satisfied.	0,12	0,80	-0,252	Algorithm converged.	-0,457	-0,048	0,63	Algorithm converged.	0,39	1,03	0,0119		1,58	Algorithm converged.	0,97	2,56
	Missing	11	1,7	6	54,5	19	3,0	9	47,4	1,05	Convergence criterion (GCONV=1E-8) satisfied.	0,14	7,92	0,094	Algorithm converged.	-0,305	0,492	*	WARNING: The relative Hessian convergence criterion of 0.0554988344 is greater than the limit of 0.0001. The convergence is questionable.						WARNING: The relative Hessian convergence criterion of 0.0554988344 is greater than the limit of 0.0001. The convergence is questionable.		
Medical history: renal disease	Yes	63	10,0	39	61,9	45	7,2	27	60,0	0,95	Convergence criterion (GCONV=1E-8) satisfied.	0,42	2,13	-0,011	Algorithm converged.	-0,200	0,179	0,96	Algorithm converged.	0,70	1,31	0,9038	0,9740	1,05	Algorithm converged.	0,76	1,43
	No	569	90,0	294	51,7	581	92,7	295	50,8	1,04	Convergence criterion (GCONV=1E-8) satisfied.	0,82	1,31	0,008	Algorithm converged.	-0,049	0,065	1,04	Algorithm converged.	0,93	1,16	0,7471		0,97	Algorithm converged.	0,87	1,08
Medical history: cardiac disease	Yes	511	80,9	260	50,9	498	79,4	248	49,8	1,01	Convergence criterion (GCONV=1E-8) satisfied.	0,78	1,29	0,006	Algorithm converged.	-0,054	0,067	1,03	Algorithm converged.	0,91	1,16	0,9544	0,5452	0,97	Algorithm converged.	0,86	1,10
	No	121	19,1	73	60,3	128	20,4	74	57,8	1,10	Convergence criterion (GCONV=1E-8) satisfied.	0,65	1,88	0,044	Algorithm converged.	-0,079	0,167	1,09	Algorithm converged.	0,89	1,35	0,7206		0,91	Algorithm converged.	0,74	1,13
Medical history: vascular disease	Yes	92	14,6	48	52,2	98	15,6	56	57,1	0,82	Convergence criterion (GCONV=1E-8) satisfied.	0,46	1,49	-0,052	Algorithm converged.	-0,194	0,089	0,92	Algorithm converged.	0,71	1,18	0,5183	0,2948	1,09	Algorithm converged.	0,84	1,40
	No	540	85,4	285	52,8	528	84,2	266	50,4	1,11	Convergence criterion (GCONV=1E-8) satisfied.	0,87	1,41	0,026	Algorithm converged.	-0,033	0,085	1,07	Algorithm converged.	0,95	1,19	0,4139		0,94	Algorithm converged.	0,84	1,05
Study	Rhine	319	50,5	174	54,5	315	50,2	162	51,4	1,13	Convergence criterion (GCONV=1E-8) satisfied.	0,83	1,55	0,030	Algorithm converged.	-0,047	0,107	1,08	Algorithm converged.	0,94	1,25	0,4410	0,4238	0,92	Algorithm converged.	0,80	1,07
	Yosemite	313	49,5	159	50,8	311	49,6	160	51,4	0,97	Convergence criterion (GCONV=1E-8) satisfied.	0,71	1,34	-0,005	Algorithm converged.	-0,082	0,072	1,00	Algorithm converged.	0,88	1,16	0,8640		1,00	Algorithm converged.	0,86	1,16

Test for interaction based on RR (Log-binomial regression)
* indicates convergence problem. Result is uninterpretable.
Only patients with at least one value are used for analysis. For stratification Asia and rest of the world regions are combined due to a small number of enrolled patients. The stratification factor is excluded if it is the subgroup. OR is computed by stratified analysis, RR and ARD by adjusted analysis.
Early Termination (ET) visit was mapped to closest regular visit.
Treatment policy strategy was applied to non-COVID-19 related and hypothetical strategy was applied to COVID-19 related intercurrent events. COVID-19 related intercurrent events are: Disc. of Treatment due to COVID-19, Prohibited Treatment/Therapy due to COVID-19, Missed Dose at Week 44,48 or 52 due to COVID-19 and COVID-19 Death.
Clinical cut-off: YOSEMITE 01NOV2021 and RHINE 28OCT2021

Program: root/clinical_studies/RO6867461/CDT70122/share/ACE_pool_DME_CSR_Final/prod/program/t_eff_resp.sas
Output: root/clinical_studies/RO6867461/CDT70122/share/ACE_pool_DME_CSR_Final/prod/output_hc/t_eff_resp_sg_str_QSBGV151_W56_PREST_ITBC_OCTNOV2021_DME.xls
26MAR2022 23:48

POPULATION: Intent-to-Treat Population B vs. C
ENDPOINT: Proportion of Patients with a >=15-point improvement from baseline in NEI VFQ-25 General Vision subscale throughout the Entire Study
MODEL: Stratified Analysis by Study, Baseline BCVA ETDRS letter score, Prior IVT anti-VEGF therapy, Geographic region (combined)
STUDY: GR40349 & GR40398
Dichotomous Analysis (Efficacy)

		Faricimab (PTI) (N=632)				Aflibercept (N=627)				Faricimab (PTI) vs. Aflibercept																Aflibercept vs. Faricimab (PTI)				
		Patients		Patients with Event		Patients		Patients with Event		Odds Ratio																Relative Risk				
															Absolute Risk Difference					Relative Risk									
Name	Level	n	%	n	%	n	%	n	%	Odds Ratio		Convergence Reason	95% Lower CL	95% Upper CL	Absolute Risk		Convergence Reason	95% Lower CL	95% Upper CL	Relative Risk		Convergence Reason	95% Lower CL	95% Upper CL	p-value (Cochran-Mantel-Haenszel)	Interaction Test p-value (likelihood ratio)	Relative Risk		Convergence Reason	95% Lower CL	95% Upper CL
All	n/a	632	100,0	376	59,5	626	99,8	368	58,8	1,03		Convergence criterion (GCONV=1E-8) satisfied.	0,82	1,29	0,009		Algorithm converged.	-0,045	0,063	1,02		Algorithm converged.	0,93	1,12	0,8109		0,98		Algorithm converged.	0,89	1,07
Study	Rhine	319	50,5	198	62,1	315	50,2	182	57,8	1,19		Convergence criterion (GCONV=1E-8) satisfied.	0,87	1,64	0,044		Algorithm converged.	-0,032	0,119	1,08		Algorithm converged.	0,96	1,23	0,2811	0,2026	0,92		Algorithm converged.	0,81	1,05
	Yosemite	313	49,5	178	56,9	311	49,6	186	59,8	0,88		Convergence criterion (GCONV=1E-8) satisfied.	0,64	1,22	-0,026		Algorithm converged.	-0,102	0,050	0,96		Algorithm converged.	0,85	1,10	0,4541		1,04		Algorithm converged.	0,91	1,18

Test for interaction based on RR (Log-binomial regression)
* indicates convergence problem. Result is uninterpretable.
Only patients with at least one value are used for analysis. For stratification Asia and rest of the world regions are combined due to a small number of enrolled patients. The stratification factor is excluded if it is the subgroup. OR is computed by stratified analysis, RR and ARD by adjusted analysis.
Early Termination (ET) visit was mapped to closest regular visit.
Treatment policy strategy was applied to non-COVID-19 related and hypothetical strategy was applied to COVID-19 related intercurrent events. COVID-19 related intercurrent events are: Disc. of Treatment due to COVID-19, Prohibited Treatment/Therapy due to COVID-19, Missed Dose at Week 88,92 or 96 due to COVID-19 and COVID-19 Death.
Clinical cut-off: YOSEMITE 01NOV2021 and RHINE 28OCT2021

Program: root/clinical_studies/RO6867461/CDT70122/share/ACE_pool_DME_CSR_Final/prod/program/t_eff_resp.sas
Output: root/clinical_studies/RO6867461/CDT70122/share/ACE_pool_DME_CSR_Final/prod/output_bc/t_eff_resp_str_QSBGV15I_PREST_ITBC_OCTNOV2021_DME.xls
27MAR2022 6:06

POPULATION: Intent-to-Treat Population B vs. C
ENDPOINT: Proportion of Patients with a >=15-point improvement from baseline in NEI VFQ-25 General Vision subscale throughout the Entire Study
MODEL: Adjusted Analysis by Study, Baseline BCVA ETDRS letter score, Prior IVT anti-VEGF therapy, Geographic region
STUDY: GR40349 & GR40398
Forest Plot of Relative Risk

Study	Total n	Aflibercept (N=627) n	Aflibercept (N=627) n Responder	Faricimab (PTI) (N=632) n	Faricimab (PTI) (N=632) n Responder	Relative Risk	95% CI
All Patients	1258	626	368	632	376	1.02	(0.93, 1.12)
Study							
Rhine	634	315	182	319	198	1.08	(0.96, 1.23)
Yosemite	624	311	186	313	178	0.96	(0.85, 1.10)

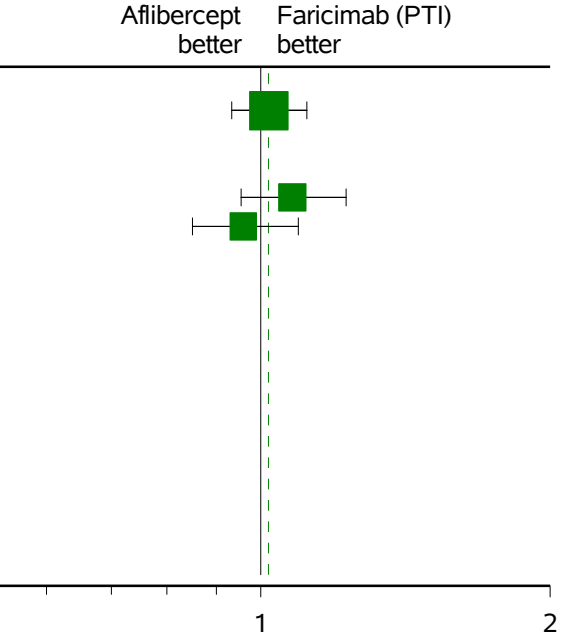

Only patients with at least one value are used for analysis. For adjustment Asia and rest of the world regions are combined due to a small number of enrolled patients.
The adjustment factor is excluded if it is the subgroup.
Early Termination (ET) visit was mapped to closest regular visit.
Treatment policy strategy was applied to non-COVID-19 related and hypothetical strategy was applied to COVID-19 related intercurrent events. COVID-19 related intercurrent events are:
Disc. of Treatment due to COVID-19, Prohibited Treatment/Therapy due to COVID-19, Missed Dose at Week 88,92 or 96 due to COVID-19 and COVID-19 Death.
Clinical cut-off: YOSEMITE 01NOV2021 and RHINE 28OCT2021
Program: root/clinical_studies/RO6867461/CDT70122/share/ACE_pool_DME_Base/prod/program/g_forest_rr.sas
Output: root/clinical_studies/RO6867461/CDT70122/share/ACE_pool_DME_CSR_Final/prod/output_bc/g_forest_rr_str_QSBGV15I_PREST_ITBC_OCTNOV2021_DME.pdf 06OCT2022 18:53

POPULATION: Intent-to-Treat Population B vs. C
ENDPOINT: Proportion of Patients with a >=15-point improvement from baseline in NEI VFQ-25 General Vision subscale throughout the Entire Study
MODEL: Stratified Analysis by Study, Baseline BCVA ETDRS letter score, Prior IVT anti-VEGF therapy, Geographic region
STUDY: GR40349 & GR40398
Forest Plot of Odds Ratio

		Aflibercept (N=627)		Faricimab (PTI) (N=632)				
Study	**Total n**	**n**	**n Responder**	**n**	**n Responder**	**Odds Ratio**	**95% CI**	
All Patients	1258	626	368	632	376	1.03	(0.82, 1.29)	
Study								
Rhine	634	315	182	319	198	1.19	(0.87, 1.64)	
Yosemite	624	311	186	313	178	0.88	(0.64, 1.22)	

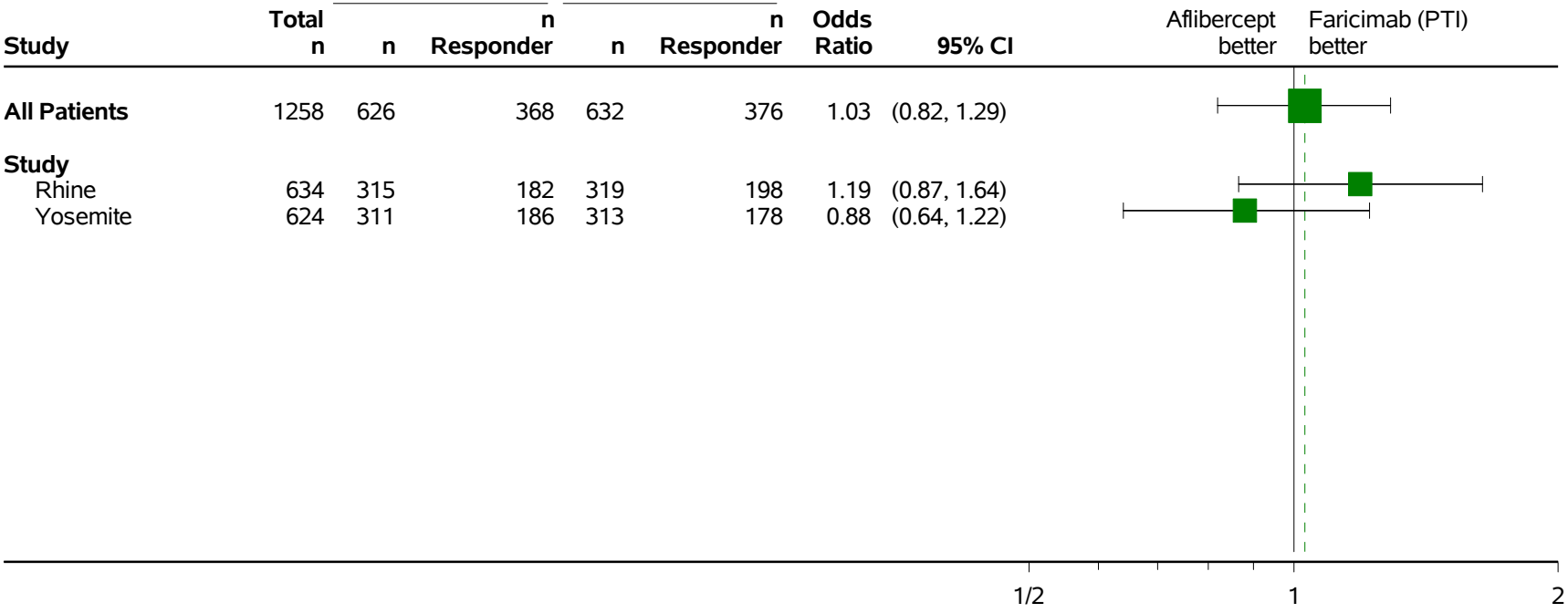

Only patients with at least one value are used for analysis. For stratification Asia and rest of the world regions are combined due to a small number of enrolled patients.
Early Termination (ET) visit was mapped to closest regular visit.
Treatment policy strategy was applied to non-COVID-19 related and hypothetical strategy was applied to COVID-19 related intercurrent events. COVID-19 related intercurrent events are:
Disc. of Treatment due to COVID-19, Prohibited Treatment/Therapy due to COVID-19, Missed Dose at Week 88,92 or 96 due to COVID-19 and COVID-19 Death.
Clinical cut-off: YOSEMITE 01NOV2021 and RHINE 28OCT2021
Program: root/clinical_studies/RO6867461/CDT70122/share/ACE_pool_DME_Base/prod/program/g_forest_or.sas
Output: root/clinical_studies/RO6867461/CDT70122/share/ACE_pool_DME_CSR_Final/prod/output_bc/g_forest_or_str_QSBGV15I_PREST_ITBC_OCTNOV2021_DME.pdf 30SEP2022 13:48

POPULATION: Intent-to-Treat Population B vs. C
ENDPOINT: Proportion of Patients with a >=15-point improvement from baseline in NEI VFQ-25 General Vision subscale throughout the Entire Study
MODEL: Stratified Analysis by Study, Baseline BCVA ETDRS letter score, Prior IVT anti-VEGF therapy, Geographic region (combined)
STUDY: GR40349 & GR40398
Dichotomous Analysis by Subgroups (Efficacy)

		Faricimab (PTI) (N=632)				Aflibercept (N=627)				Faricimab (PTI) vs. Aflibercept														Aflibercept vs. Faricimab (PTI)					
		Patients		Patients with Event		Patients		Patients with Event		Odds Ratio				Absolute Risk Difference				Relative Risk						Relative Risk					
Name	Level	n	%	n	%	n	%	n	%	Odds Ratio	Convergence Reason	95% Lower CL	95% Upper CL	Absolute Risk	Convergence Reason	95% Lower CL	95% Upper CL	Relative Risk	Convergence Reason	95% Lower CL	95% Upper CL	p-value (Cochran-Mantel Haenszel)	p-value (likelihood ratio)	Relative Risk	Convergence Reason	95% Lower CL	95% Upper CL
All	n/a	632	100,0	376	59,5	626	99,8	368	58,8	1,03	Convergence criterion (GCONV=1E-8) satisfied.	0,82	1,29	0,009	Algorithm converged.	-0,045	0,063	1,02	Algorithm converged.	0,93	1,12	0,8109		0,98	Algorithm converged.	0,89	1,07
Sex	Male	396	62,7	231	58,3	364	58,1	215	59,1	0,98	Convergence criterion (GCONV=1E-8) satisfied.	0,79	1,32	-0,003	Algorithm converged.	-0,072	0,065	1,01	Algorithm converged.	0,90	1,13	0,8982	0,6175	0,99	Algorithm converged.	0,88	1,11
	Female	236	37,3	145	61,4	262	41,8	153	58,4	1,13	Convergence criterion (GCONV=1E-8) satisfied.	0,80	1,65	0,032	Algorithm converged.	-0,054	0,117	1,06	Algorithm converged.	0,92	1,22	0,4556		0,95	Algorithm converged.	0,82	1,09
Age	< 65 years	352	55,7	212	60,2	363	57,9	219	60,3	0,96	Convergence criterion (GCONV=1E-8) satisfied.	0,72	1,33	0,003	Algorithm converged.	-0,069	0,074	1,01	Algorithm converged.	0,90	1,14	0,8933	0,8057	0,99	Algorithm converged.	0,88	1,11
	>= 65 years	280	44,3	164	58,6	263	41,9	149	56,7	1,05	Convergence criterion (GCONV=1E-8) satisfied.	0,74	1,49	0,021	Algorithm converged.	-0,062	0,103	1,04	Algorithm converged.	0,90	1,20	0,7700		0,96	Algorithm converged.	0,84	1,11
Age	< 75 years	577	91,3	346	60,0	571	91,1	340	59,5	1,02	Convergence criterion (GCONV=1E-8) satisfied.	0,80	1,29	0,008	Algorithm converged.	-0,048	0,064	1,02	Algorithm converged.	0,93	1,12	0,8840	0,9158	0,98	Algorithm converged.	0,89	1,07
	>= 75 years	55	8,7	30	54,5	55	8,8	28	50,9	0,84	Convergence criterion (GCONV=1E-8) satisfied.	0,37	1,94	0,048	Algorithm converged.	-0,137	0,232	1,14	Algorithm converged.	0,80	1,63	0,6858		0,87	Algorithm converged.	0,61	1,25
Baseline BCVA ETDRS letter score	< 64 letters	281	44,5	186	66,2	284	45,3	179	63,0	1,24	Convergence criterion (GCONV=1E-8) satisfied.	0,81	1,61	0,031	Algorithm converged.	-0,048	0,109	1,05	Algorithm converged.	0,93	1,18	0,4554	0,5428	0,95	Algorithm converged.	0,85	1,08
	>= 64 letters	349	55,2	190	54,4	342	54,5	189	55,3	0,97	Convergence criterion (GCONV=1E-8) satisfied.	0,72	1,31	-0,007	Algorithm converged.	-0,080	0,067	0,99	Algorithm converged.	0,87	1,14	0,8402		1,01	Algorithm converged.	0,89	1,15
	Missing	2	0,3	0	0,0	0	0,0	0	0,0	NE	NE	NE	NE	NE	NE	NE	NE	NE	NE	NE	NE	NE		NE	NE	NE	NE
Geographic region	Europe	219	34,7	134	61,2	219	34,9	134	61,2	0,97	Convergence criterion (GCONV=1E-8) satisfied.	0,68	1,43	-0,003	Algorithm converged.	-0,085	0,086	1,00	Algorithm converged.	0,86	1,15	0,8915	0,9399	1,00	Algorithm converged.	0,87	1,16
	America	344	54,4	203	59,0	339	54,1	197	58,1	1,03	Convergence criterion (GCONV=1E-8) satisfied.	0,76	1,40	0,011	Algorithm converged.	-0,062	0,083	1,02	Algorithm converged.	0,91	1,16	0,8442		0,98	Algorithm converged.	0,87	1,10
	Asia Pacific (inc. Australia)	69	10,9	39	56,5	68	10,8	37	54,4	1,41	Convergence criterion (GCONV=1E-8) satisfied.	0,68	2,94	0,048	Algorithm converged.	-0,113	0,208	1,09	Algorithm converged.	0,83	1,43	0,3566		0,92	Algorithm converged.	0,70	1,21
Race/ethnicity	White	489	77,4	284	58,1	505	80,5	295	58,4	0,97	Convergence criterion (GCONV=1E-8) satisfied.	0,76	1,26	-0,001	Algorithm converged.	-0,062	0,060	1,01	Algorithm converged.	0,91	1,12	0,8393	0,4866	0,99	Algorithm converged.	0,90	1,10
	Asian	62	9,8	39	62,9	59	9,4	35	59,3	1,42	Convergence criterion (GCONV=1E-8) satisfied.	0,65	3,11	*	WARNING: The relative Hessian convergence criterion of 0.0017431531 is greater than the limit of 0.0001. The convergence is questionable.			*	WARNING: The relative Hessian convergence criterion of 0.0436955268 is greater than the limit of 0.0001. The convergence is questionable.					*	WARNING: The relative Hessian convergence criterion of 0.0436955268 is greater than the limit of 0.0001. The convergence is questionable.		
	Other	55	8,7	39	70,9	47	7,5	27	57,4	1,75	Convergence criterion (GCONV=1E-8) satisfied.	0,71	4,36	0,152	Algorithm converged.	-0,039	0,342	*	WARNING: The relative Hessian convergence criterion of 0.0007394068 is greater than the limit of 0.0001. The convergence is questionable.					*	WARNING: The relative Hessian convergence criterion of 0.0007394068 is greater than the limit of 0.0001. The convergence is questionable.		
	Unknown	26	4,1	14	53,8	15	2,4	11	73,3	0,48	Convergence criterion (GCONV=1E-8) satisfied.	0,10	2,19	*	WARNING: The relative Hessian convergence criterion of 0.0056636153 is greater than the limit of 0.0001. The convergence is questionable.			*	WARNING: The relative Hessian convergence criterion of 0.1104846701 is greater than the limit of 0.0001. The convergence is questionable.					*	WARNING: The relative Hessian convergence criterion of 0.1104846701 is greater than the limit of 0.0001. The convergence is questionable.		
Baseline HbA1c	<=8%	404	63,9	244	60,4	395	63,0	226	56,6	1,14	Convergence criterion (GCONV=1E-8) satisfied.	0,86	1,52	0,040	Algorithm converged.	-0,027	0,107	1,09	Algorithm converged.	0,97	1,22	0,3607	0,1824	0,92	Algorithm converged.	0,82	1,03
	>8%	221	35,0	129	58,4	222	35,4	137	61,7	0,87	Convergence criterion (GCONV=1E-8) satisfied.	0,60	1,28	-0,028	Algorithm converged.	-0,119	0,062	0,96	Algorithm converged.	0,82	1,11	0,4899		1,04	Algorithm converged.	0,90	1,21
	Missing	7	1,1	3	42,9	9	0,8	5	100,0	0,00	Convergence criterion (GCONV=1E-8) satisfied.	0,00	NE	*	ERROR: The mean parameter is either invalid or at a limit of its range for some observations.			*	WARNING: Negative of Hessian not positive definite.					*	WARNING: Negative of Hessian not positive definite.		
Prior IVT anti-VEGF therapy	Yes	133	21,0	65	48,9	137	21,9	76	55,5	0,77	Convergence criterion (GCONV=1E-8) satisfied.	0,48	1,24	-0,065	Algorithm converged.	-0,183	0,054	0,89	Algorithm converged.	0,71	1,12	0,2880	0,2548	1,12	Algorithm converged.	0,89	1,41
	No	499	79,0	311	62,3	489	78,0	292	59,7	1,11	Convergence criterion (GCONV=1E-8) satisfied.	0,88	1,44	0,028	Algorithm converged.	-0,034	0,086	1,04	Algorithm converged.	0,95	1,15	0,4206		0,96	Algorithm converged.	0,87	1,05
Baseline DR severity	<47	365	57,8	199	54,5	361	57,4	190	52,6	1,04	Convergence criterion (GCONV=1E-8) satisfied.	0,78	1,40	0,015	Algorithm converged.	-0,057	0,087	1,03	Algorithm converged.	0,90	1,17	0,7697	0,1020	0,97	Algorithm converged.	0,85	1,11
	47 - 53	198	31,3	138	69,7	208	33,2	138	66,3	1,13	Convergence criterion (GCONV=1E-8) satisfied.	0,73	1,74	0,047	Algorithm converged.	-0,041	0,136	1,08	Algorithm converged.	0,93	1,23	0,5760		0,93	Algorithm converged.	0,82	1,05
	>53	58	9,2	31	53,4	38	6,1	30	78,9	0,34	Convergence criterion (GCONV=1E-8) satisfied.	0,13	0,90	-0,247	Algorithm converged.	-0,455	-0,038	*	WARNING: The relative Hessian convergence criterion of 0.0005136369 is greater than the limit of 0.0001. The convergence is questionable.					*	WARNING: The relative Hessian convergence criterion of 0.0005136369 is greater than the limit of 0.0001. The convergence is questionable.		
	Missing	11	1,7	8	72,7	19	3,0	10	52,6	2,93	Convergence criterion (GCONV=1E-8) satisfied.	0,42	20,24	*	WARNING: The relative Hessian convergence criterion of 0.1184967971 is greater than the limit of 0.0001. The convergence is questionable.			*	WARNING: The relative Hessian convergence criterion of 0.3496709085 is greater than the limit of 0.0001. The convergence is questionable.					*	WARNING: The relative Hessian convergence criterion of 0.3496709085 is greater than the limit of 0.0001. The convergence is questionable.		
Baseline DR severity	<=53	563	89,1	337	59,9	569	90,7	328	57,6	1,09	Convergence criterion (GCONV=1E-8) satisfied.	0,86	1,38	0,022	Algorithm converged.	-0,034	0,079	1,04	Algorithm converged.	0,95	1,15	0,4866	0,0584	0,96	Algorithm converged.	0,87	1,06
	>53	58	9,2	31	53,4	38	6,1	30	78,9	0,34	Convergence criterion (GCONV=1E-8) satisfied.	0,13	0,90	-0,247	Algorithm converged.	-0,455	-0,038	*	WARNING: The relative Hessian convergence criterion of 0.0005136369 is greater than the limit of 0.0001. The convergence is questionable.					*	WARNING: The relative Hessian convergence criterion of 0.0005136369 is greater than the limit of 0.0001. The convergence is questionable.		
	Missing	11	1,7	8	72,7	19	3,0	10	52,6	2,93	Convergence criterion (GCONV=1E-8) satisfied.	0,42	20,24	*	WARNING: The relative Hessian convergence criterion of 0.1184967971 is greater than the limit of 0.0001. The convergence is questionable.			*	WARNING: The relative Hessian convergence criterion of 0.3496709085 is greater than the limit of 0.0001. The convergence is questionable.					*	WARNING: The relative Hessian convergence criterion of 0.3496709085 is greater than the limit of 0.0001. The convergence is questionable.		
Medical history: renal disease	Yes	63	10,0	44	69,8	45	7,2	27	60,0	1,35	Convergence criterion (GCONV=1E-8) satisfied.	0,60	3,06	0,071	Algorithm converged.	-0,115	0,258	1,09	Algorithm converged.	0,82	1,46	0,4659	0,3940	0,92	Algorithm converged.	0,68	1,23
	No	569	90,0	332	58,3	581	92,7	341	58,7	0,99	Convergence criterion (GCONV=1E-8) satisfied.	0,78	1,25	-0,002	Algorithm converged.	-0,058	0,055	1,01	Algorithm converged.	0,92	1,11	0,9241		0,99	Algorithm converged.	0,90	1,09
Medical history: cardiac disease	Yes	511	80,9	294	57,5	498	79,4	282	56,6	1,00	Convergence criterion (GCONV=1E-8) satisfied.	0,78	1,29	0,007	Algorithm converged.	-0,054	0,067	1,02	Algorithm converged.	0,92	1,13	0,9809	0,6297	0,98	Algorithm converged.	0,89	1,09
	No	121	19,1	82	67,8	128	20,4	86	67,2	1,01	Convergence criterion (GCONV=1E-8) satisfied.	0,57	1,77	0,018	Algorithm converged.	-0,102	0,137	1,03	Algorithm converged.	0,85	1,23	0,9794		0,98	Algorithm converged.	0,81	1,17
Medical history: vascular disease	Yes	92	14,6	56	60,9	98	15,6	61	62,2	0,93	Convergence criterion (GCONV=1E-8) satisfied.	0,53	1,77	-0,011	Algorithm converged.	-0,149	0,127	0,98	Algorithm converged.	0,79	1,22	0,9151	0,6486	1,02	Algorithm converged.	0,82	1,27
	No	540	85,4	320	59,3	528	84,2	307	58,1	1,05	Convergence criterion (GCONV=1E-8) satisfied.	0,82	1,34	0,014	Algorithm converged.	-0,044	0,072	1,03	Algorithm converged.	0,94	1,14	0,7168		0,97	Algorithm converged.	0,88	1,07
Study	Rhine	319	50,5	198	62,1	315	50,2	182	57,8	1,19	Convergence criterion (GCONV=1E-8) satisfied.	0,87	1,64	0,044	Algorithm converged.	-0,032	0,119	1,08	Algorithm converged.	0,96	1,23	0,2811	0,2026	0,92	Algorithm converged.	0,81	1,05
	Yosemite	313	49,5	178	56,9	311	49,8	186	59,8	0,88	Convergence criterion (GCONV=1E-8) satisfied.	0,64	1,22	-0,026	Algorithm converged.	-0,102	0,050	0,96	Algorithm converged.	0,85	1,10	0,4541		1,04	Algorithm converged.	0,91	1,18

Test for interaction based on RR (Log-binomial regression)
* indicates convergence problem. Result is uninterpretable.
Only patients with at least one value are used for analysis. For stratification Asia and rest of the world regions are combined due to a small number of enrolled patients. The stratification factor is excluded if it is the subgroup. OR is computed by stratified analysis, RR and ARD by adjusted analysis.
Early Termination (ET) visit was mapped to closest regular visit.
Treatment policy strategy was applied to non-COVID-19 related and hypothetical strategy was applied to COVID-19 related intercurrent events. COVID-19 related intercurrent events are: Disc. of Treatment due to COVID-19, Prohibited Treatment/Therapy due to COVID-19, Missed Dose at Week 88,92 or 96 due to COVID-19 and COVID-19 Death.
Clinical cut-off: YOSEMITE 01NOV2021 and RHINE 28OCT2021

Program: root/clinical_studies/RO6867461/CDT70122/share/ACE_pool_DME_CSR_Final/prod/program/t_eff_resp.sas
Output: root/clinical_studies/RO6867461/CDT70122/share/ACE_pool_DME_CSR_Final/prod/output_bc/t_eff_resp_sg_str_QSBGV15I_PREST_ITBC_OCTNOV2021_DME.xls
26MAR2022 23:56

POPULATION: Intent-to-Treat Population B vs. C
ENDPOINT: Proportion of Patients with a >=4-point improvement from baseline in NEI VFQ-25 General Vision subscale through Week 56
MODEL: Stratified Analysis by Study, Baseline BCVA ETDRS letter score, Prior IVT anti-VEGF therapy, Geographic region (combined)
STUDY: GR40349 & GR40398
Dichotomous Analysis (Efficacy)

		Faricimab (PTI) (N=632)				Aflibercept (N=627)				Faricimab (PTI) vs. Aflibercept																Aflibercept vs. Faricimab (PTI)				
		Patients		Patients with Event		Patients		Patients with Event		Odds Ratio					Absolute Risk Difference				Relative Risk							Relative Risk				
Name	Level	n	%	n	%	n	%	n	%	Odds Ratio		Convergence Reason	95% Lower CL	95% Upper CL	Absolute Risk		Convergence Reason	95% Lower CL	95% Upper CL	Relative Risk		Convergence Reason	95% Lower CL	95% Upper CL	p-value (Cochran-Mantel-Haenszel)	Interaction Test p-value (likelihood ratio)	Relative Risk		Convergence Reason	95% Lower CL	95% Upper CL
All	n/a	632	100,0	333	52,7	626	99,8	322	51,4	1,05		Convergence criterion (GCONV=1E-8) satisfied.	0,84	1,31	0,013		Algorithm converged.	-0,042	0,067	1,04		Algorithm converged.	0,94	1,15	0,6689		0,96		Algorithm converged.	0,87	1,07
Study	Rhine	319	50,5	174	54,5	315	50,2	162	51,4	1,13		Convergence criterion (GCONV=1E-8) satisfied.	0,83	1,55	0,030		Algorithm converged.	-0,047	0,107	1,08		Algorithm converged.	0,94	1,25	0,4410	0,4238	0,92		Algorithm converged.	0,80	1,07
	Yosemite	313	49,5	159	50,8	311	49,6	160	51,4	0,97		Convergence criterion (GCONV=1E-8) satisfied.	0,71	1,34	-0,005		Algorithm converged.	-0,082	0,072	1,00		Algorithm converged.	0,86	1,16	0,8640		1,00		Algorithm converged.	0,86	1,16

Test for interaction based on RR (Log-binomial regression)
* indicates convergence problem. Result is uninterpretable.
Only patients with at least one value are used for analysis. For stratification Asia and rest of the world regions are combined due to a small number of enrolled patients. The stratification factor is excluded if it is the subgroup. OR is computed by stratified analysis, RR and ARD by adjusted analysis.
Early Termination (ET) visit was mapped to closest regular visit.
Treatment policy strategy was applied to non-COVID-19 related and hypothetical strategy was applied to COVID-19 related intercurrent events. COVID-19 related intercurrent events are: Disc. of Treatment due to COVID-19, Prohibited Treatment/Therapy due to COVID-19, Missed Dose at Week 44,48 or 52 due to COVID-19 and COVID-19 Death.
Clinical cut-off: YOSEMITE 01NOV2021 and RHINE 28OCT2021

Program: root/clinical_studies/RO6867461/CDT70122/share/ACE_pool_DME_CSR_Final/prod/program/t_eff_resp.sas
Output: root/clinical_studies/RO6867461/CDT70122/share/ACE_pool_DME_CSR_Final/prod/output_bc/t_eff_resp_str_QSBGV4I_W56_PREST_ITBC_OCTNOV2021_DME.xls
27MAR2022 4:01

POPULATION: Intent-to-Treat Population B vs. C
ENDPOINT: Proportion of Patients with a >=4-point improvement from baseline in NEI VFQ-25 General Vision subscale through Week 56
MODEL: Adjusted Analysis by Study, Baseline BCVA ETDRS letter score, Prior IVT anti-VEGF therapy, Geographic region
STUDY: GR40349 & GR40398
Forest Plot of Relative Risk

Study	Total n	Aflibercept (N=627) n	Aflibercept (N=627) n Responder	Faricimab (PTI) (N=632) n	Faricimab (PTI) (N=632) n Responder	Relative Risk	95% CI
All Patients	1258	626	322	632	333	1.04	(0.94, 1.15)
Study							
Rhine	634	315	162	319	174	1.08	(0.94, 1.25)
Yosemite	624	311	160	313	159	1.00	(0.86, 1.16)

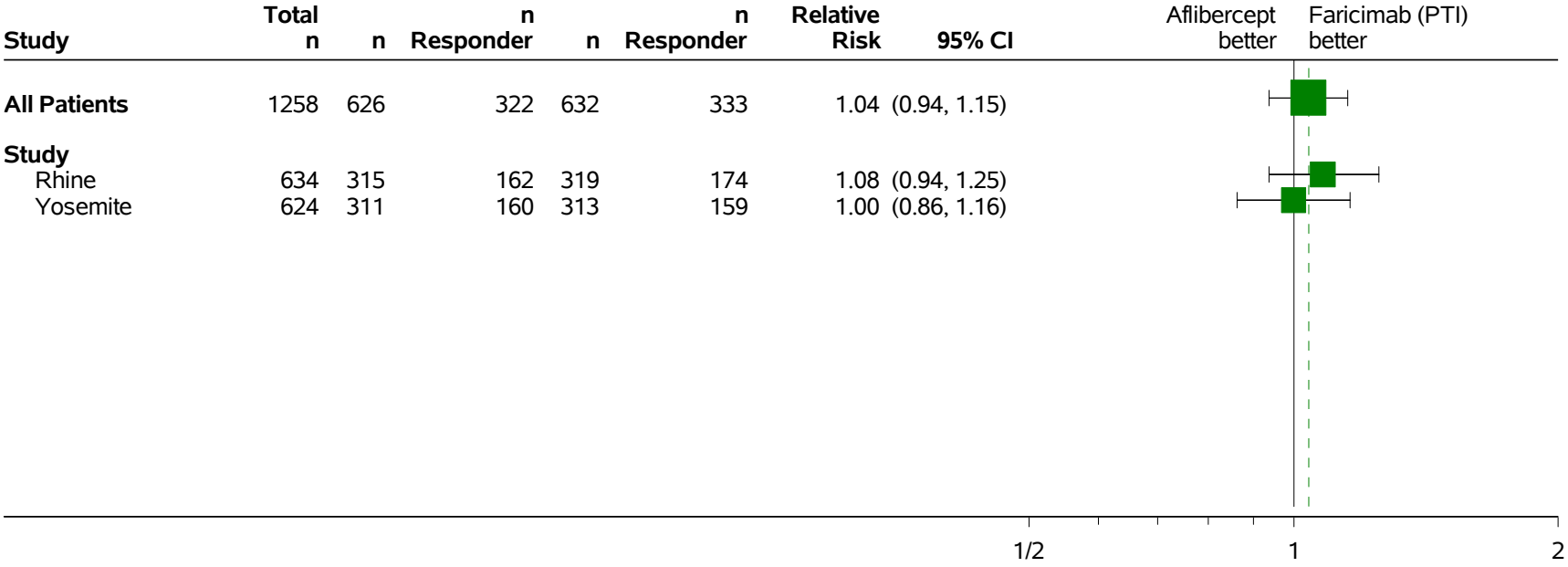

Only patients with at least one value are used for analysis. For adjustment Asia and rest of the world regions are combined due to a small number of enrolled patients.
The adjustment factor is excluded if it is the subgroup.
Early Termination (ET) visit was mapped to closest regular visit.
Treatment policy strategy was applied to non-COVID-19 related and hypothetical strategy was applied to COVID-19 related intercurrent events. COVID-19 related intercurrent events are:
Disc. of Treatment due to COVID-19, Prohibited Treatment/Therapy due to COVID-19, Missed Dose at Week 44,48 or 52 due to COVID-19 and COVID-19 Death.
Clinical cut-off: YOSEMITE 01NOV2021 and RHINE 28OCT2021
Program: root/clinical_studies/RO6867461/CDT70122/share/ACE_pool_DME_Base/prod/program/g_forest_rr.sas
Output: root/clinical_studies/RO6867461/CDT70122/share/ACE_pool_DME_CSR_Final/prod/output_bc/g_forest_rr_str_QSBGV4I_W56_PREST_ITBC_OCTNOV2021_DME.pdf 06OCT2022 18:10

POPULATION: Intent-to-Treat Population B vs. C
ENDPOINT: Proportion of Patients with a >=4-point improvement from baseline in NEI VFQ-25 General Vision subscale through Week 56
MODEL: Stratified Analysis by Study, Baseline BCVA ETDRS letter score, Prior IVT anti-VEGF therapy, Geographic region
STUDY: GR40349 & GR40398
Forest Plot of Odds Ratio

Study	Total n	Aflibercept (N=627) n	Aflibercept (N=627) n Responder	Faricimab (PTI) (N=632) n	Faricimab (PTI) (N=632) n Responder	Odds Ratio	95% CI
All Patients	1258	626	322	632	333	1.05	(0.84, 1.31)
Study							
Rhine	634	315	162	319	174	1.13	(0.83, 1.55)
Yosemite	624	311	160	313	159	0.97	(0.71, 1.34)

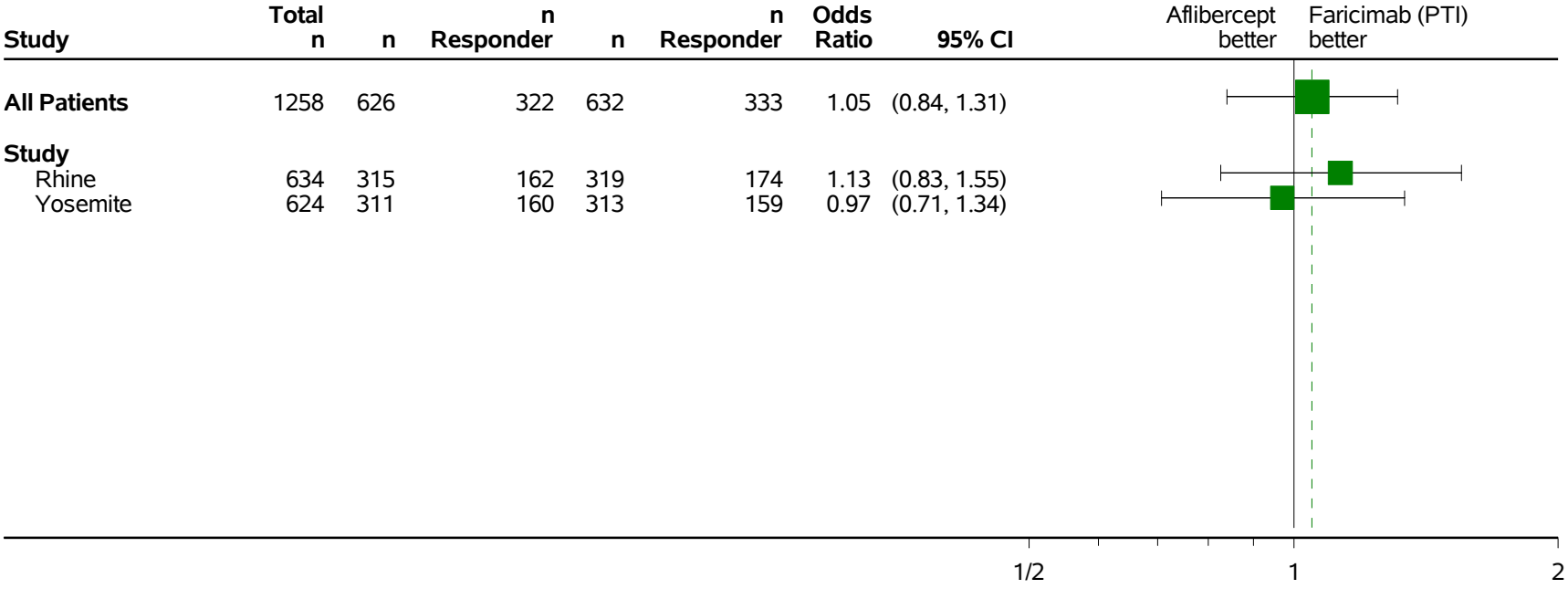

Only patients with at least one value are used for analysis. For stratification Asia and rest of the world regions are combined due to a small number of enrolled patients.
Early Termination (ET) visit was mapped to closest regular visit.
Treatment policy strategy was applied to non-COVID-19 related and hypothetical strategy was applied to COVID-19 related intercurrent events. COVID-19 related intercurrent events are:
Disc. of Treatment due to COVID-19, Prohibited Treatment/Therapy due to COVID-19, Missed Dose at Week 44,48 or 52 due to COVID-19 and COVID-19 Death.
Clinical cut-off: YOSEMITE 01NOV2021 and RHINE 28OCT2021
Program: root/clinical_studies/RO6867461/CDT70122/share/ACE_pool_DME_Base/prod/program/g_forest_or.sas
Output: root/clinical_studies/RO6867461/CDT70122/share/ACE_pool_DME_CSR_Final/prod/output_bc/g_forest_or_str_QSBGV4I_W56_PREST_ITBC_OCTNOV2021_DME.pdf 30SEP2022 12:54

POPULATION: Intent-to-Treat Population B vs. C
ENDPOINT: Proportion of Patients with a >=4-point improvement from baseline in NEI VFQ-25 General Vision subscale through Week 56
MODEL: Stratified Analysis by Study, Baseline BCVA ETDRS letter score, Prior IVT anti-VEGF therapy, Geographic region (combined)
STUDY: GR40349 & GR40398
Dichotomous Analysis by Subgroups (Efficacy)

		Faricimab (PTI) (N=632)				Aflibercept (N=627)				Faricimab (PTI) vs. Aflibercept														Aflibercept vs. Faricimab (PTI)			
		Patients		Patients with Event		Patients		Patients with Event		Odds Ratio				Absolute Risk Difference				Relative Risk						Relative Risk			
Name	Level	n	%	n	%	n	%	n	%	Odds Ratio	Convergence Reason	95% Lower CL	95% Upper CL	Absolute Risk	Convergence Reason	95% Lower CL	95% Upper CL	Relative Risk	Convergence Reason	95% Lower CL	95% Upper CL	p-value (Cochran-Mantel Haenszel)	p-value (likelihood ratio)	Relative Risk	Convergence Reason	95% Lower CL	95% Upper CL
All	n/a	632	100,0	333	52,7	628	99,8	322	51,4	1,05	Convergence criterion (GCONV=1E-8) satisfied.	0,84	1,31	0,013	Algorithm converged.	-0,042	0,067	1,04	Algorithm converged.	0,94	1,15	0,6688		0,96	Algorithm converged.	0,87	1,07
Sex	Male	396	62,7	206	52,0	364	58,1	187	51,4	1,04	Convergence criterion (GCONV=1E-8) satisfied.	0,77	1,39	0,008	Algorithm converged.	-0,062	0,078	1,04	Algorithm converged.	0,91	1,18	0,8064	0,8064	0,96	Algorithm converged.	0,84	1,10
	Female	236	37,3	127	53,8	262	41,8	135	51,5	1,09	Convergence criterion (GCONV=1E-8) satisfied.	0,77	1,54	0,026	Algorithm converged.	-0,061	0,114	1,06	Algorithm converged.	0,90	1,25	0,6241		0,94	Algorithm converged.	0,80	1,11
Age	< 65 years	352	55,7	190	54,0	363	57,9	193	53,2	1,02	Convergence criterion (GCONV=1E-8) satisfied.	0,76	1,37	0,009	Algorithm converged.	-0,063	0,082	1,03	Algorithm converged.	0,90	1,18	0,8990	0,8023	0,97	Algorithm converged.	0,85	1,11
	>= 65 years	280	44,3	143	51,1	265	41,9	129	49,0	1,05	Convergence criterion (GCONV=1E-8) satisfied.	0,74	1,48	0,022	Algorithm converged.	-0,061	0,105	1,07	Algorithm converged.	0,90	1,25	0,8018		0,94	Algorithm converged.	0,80	1,11
Age	< 75 years	577	91,3	306	53,0	571	91,1	296	51,8	1,05	Convergence criterion (GCONV=1E-8) satisfied.	0,83	1,33	0,013	Algorithm converged.	-0,044	0,070	1,04	Algorithm converged.	0,94	1,16	0,6670	0,9289	0,96	Algorithm converged.	0,86	1,07
	>= 75 years	55	8,7	27	49,1	55	8,8	26	47,3	0,84	Convergence criterion (GCONV=1E-8) satisfied.	0,37	1,94	0,024	Algorithm converged.	-0,159	0,207	1,08	Algorithm converged.	0,74	1,59	0,6878		0,92	Algorithm converged.	0,63	1,35
Baseline BCVA ETDRS letter score	< 64 letters	281	44,5	170	60,5	284	45,3	156	54,9	1,25	Convergence criterion (GCONV=1E-8) satisfied.	0,89	1,75	0,054	Algorithm converged.	-0,026	0,135	1,10	Algorithm converged.	0,95	1,26	0,1926	0,2493	0,91	Algorithm converged.	0,79	1,05
	>= 64 letters	349	55,2	163	46,7	342	54,5	166	48,5	0,93	Convergence criterion (GCONV=1E-8) satisfied.	0,69	1,25	-0,018	Algorithm converged.	-0,092	0,056	0,98	Algorithm converged.	0,84	1,14	0,6272		1,03	Algorithm converged.	0,88	1,20
	Missing	2	0,3	0	0,0	0	0,0	0	0,0	NE	NE	NE	NE	NE	NE	NE	NE	NE	NE	NE	NE			NE	NE	NE	NE
Geographic region	Europe	219	34,7	121	55,3	219	34,9	114	52,1	1,10	Convergence criterion (GCONV=1E-8) satisfied.	0,76	1,61	0,025	Algorithm converged.	-0,067	0,118	1,06	Algorithm converged.	0,89	1,26	0,6143	0,9113	0,95	Algorithm converged.	0,80	1,12
	America	344	54,4	179	52,0	339	54,1	176	51,9	1,00	Convergence criterion (GCONV=1E-8) satisfied.	0,73	1,36	0,003	Algorithm converged.	-0,071	0,076	1,02	Algorithm converged.	0,89	1,17	0,9897		0,98	Algorithm converged.	0,85	1,12
	Asia Pacific (inc. Australia)	69	10,9	33	47,8	68	10,8	32	47,1	1,30	Convergence criterion (GCONV=1E-8) satisfied.	0,64	2,65	0,034	Algorithm converged.	-0,128	0,195	1,07	Algorithm converged.	0,77	1,48	0,4616		0,94	Algorithm converged.	0,67	1,30
Race/ethnicity	White	489	77,4	253	51,7	503	80,3	256	50,7	1,02	Convergence criterion (GCONV=1E-8) satisfied.	0,80	1,32	0,012	Algorithm converged.	-0,050	0,073	1,04	Algorithm converged.	0,92	1,17	0,8541	0,7655	0,96	Algorithm converged.	0,85	1,08
	Asian	62	9,8	32	51,6	59	9,4	31	52,5	1,12	Convergence criterion (GCONV=1E-8) satisfied.	0,53	2,38	0,012	Algorithm converged.	-0,158	0,182	*	WARNING: The relative Hessian convergence criterion of 0.0557267978 is greater than the limit of 0.0001. The convergence is questionable.					*	WARNING: The relative Hessian convergence criterion of 0.0557267978 is greater than the limit of 0.0001. The convergence is questionable.		
	Other	55	8,7	36	65,5	47	7,5	26	55,3	1,50	Convergence criterion (GCONV=1E-8) satisfied.	0,62	3,62	0,108	Algorithm converged.	-0,086	0,302	1,22	Algorithm converged.	0,88	1,68	0,3621		0,82	Algorithm converged.	0,59	1,14
	Unknown	26	4,1	12	46,2	15	2,4	9	60,0	0,77	Convergence criterion (GCONV=1E-8) satisfied.	0,18	3,33	-0,073	Algorithm converged.	-0,386	0,239	*	WARNING: The relative Hessian convergence criterion of 0.0177216036 is greater than the limit of 0.0001. The convergence is questionable.					*	WARNING: The relative Hessian convergence criterion of 0.0177216036 is greater than the limit of 0.0001. The convergence is questionable.		
Baseline HbA1c	<=8%	404	63,9	215	53,2	398	63,6	201	50,4	1,10	Convergence criterion (GCONV=1E-8) satisfied.	0,83	1,47	0,027	Algorithm converged.	-0,040	0,095	1,08	Algorithm converged.	0,95	1,23	0,4943	0,5118	0,93	Algorithm converged.	0,82	1,05
	>8%	221	35,0	118	52,5	222	35,4	118	53,2	0,96	Convergence criterion (GCONV=1E-8) satisfied.	0,66	1,40	-0,003	Algorithm converged.	-0,095	0,090	1,00	Algorithm converged.	0,84	1,19	0,8464		1,00	Algorithm converged.	0,84	1,19
	Missing	7	1,1	2	28,6	5	0,8	3	60,0	*	NE	*	*	* ERROR: The mean parameter is either invalid or at a limit of its range for some observations.			*	WARNING: The relative Hessian convergence criterion of 779386904.94 is greater than the limit of 0.0001. The convergence is questionable.					*	WARNING: The relative Hessian convergence criterion of 779386904.94 is greater than the limit of 0.0001. The convergence is questionable.		
Prior IVT anti-VEGF therapy	Yes	133	21,0	53	41,4	137	21,9	63	46,0	0,83	Convergence criterion (GCONV=1E-8) satisfied.	0,51	1,34	-0,048	Algorithm converged.	-0,166	0,070	0,92	Algorithm converged.	0,70	1,21	0,4480	0,3863	1,09	Algorithm converged.	0,83	1,43
	No	499	79,0	278	55,7	489	78,0	259	53,0	1,11	Convergence criterion (GCONV=1E-8) satisfied.	0,86	1,44	0,027	Algorithm converged.	-0,034	0,088	1,06	Algorithm converged.	0,95	1,18	0,4049		0,93	Algorithm converged.	0,83	1,06
Baseline DR severity	<47	365	57,8	174	47,7	361	57,6	164	45,4	1,05	Convergence criterion (GCONV=1E-8) satisfied.	0,78	1,41	0,017	Algorithm converged.	-0,055	0,089	1,04	Algorithm converged.	0,89	1,22	0,7520	0,0197	0,96	Algorithm converged.	0,82	1,13
	47 - 53	198	31,3	127	64,1	208	33,2	120	57,7	1,34	Convergence criterion (GCONV=1E-8) satisfied.	0,89	2,02	0,073	Algorithm converged.	-0,020	0,166	1,14	Algorithm converged.	0,98	1,32	0,1599		0,88	Algorithm converged.	0,76	1,02
	>53	58	9,2	26	44,8	38	6,1	29	76,3	0,32	Convergence criterion (GCONV=1E-8) satisfied.	0,12	0,80	-0,252	Algorithm converged.	-0,457	-0,048	0,63	Algorithm converged.	0,39	1,03	0,0119		1,58	Algorithm converged.	0,97	2,56
	Missing	11	1,7	6	54,5	19	3,0	9	47,4	1,05	Convergence criterion (GCONV=1E-8) satisfied.	0,14	7,92	0,094	Algorithm converged.	-0,305	0,492	*	WARNING: The relative Hessian convergence criterion of 0.0554988344 is greater than the limit of 0.0001. The convergence is questionable.					*	WARNING: The relative Hessian convergence criterion of 0.0554988344 is greater than the limit of 0.0001. The convergence is questionable.		
Baseline DR severity	<=53	563	89,1	301	53,5	569	90,7	284	49,9	1,15	Convergence criterion (GCONV=1E-8) satisfied.	0,91	1,45	0,034	Algorithm converged.	-0,023	0,092	1,08	Algorithm converged.	0,97	1,21	0,2538	0,0121	0,93	Algorithm converged.	0,83	1,03
	>53	58	9,2	26	44,8	38	6,1	29	76,3	0,32	Convergence criterion (GCONV=1E-8) satisfied.	0,12	0,80	-0,252	Algorithm converged.	-0,457	-0,048	0,63	Algorithm converged.	0,39	1,03	0,0119		1,58	Algorithm converged.	0,97	2,56
	Missing	11	1,7	6	54,5	19	3,0	9	47,4	1,05	Convergence criterion (GCONV=1E-8) satisfied.	0,14	7,92	0,094	Algorithm converged.	-0,305	0,492	*	WARNING: The relative Hessian convergence criterion of 0.0554988344 is greater than the limit of 0.0001. The convergence is questionable.					*	WARNING: The relative Hessian convergence criterion of 0.0554988344 is greater than the limit of 0.0001. The convergence is questionable.		
Medical history: renal disease	Yes	63	10,0	39	61,9	45	7,2	27	60,0	0,95	Convergence criterion (GCONV=1E-8) satisfied.	0,42	2,13	-0,011	Algorithm converged.	-0,200	0,179	0,96	Algorithm converged.	0,70	1,31	0,9038	0,9740	1,05	Algorithm converged.	0,76	1,43
	No	569	90,0	294	51,7	581	92,7	295	50,8	1,04	Convergence criterion (GCONV=1E-8) satisfied.	0,82	1,31	0,008	Algorithm converged.	-0,049	0,065	1,04	Algorithm converged.	0,93	1,16	0,7471		0,97	Algorithm converged.	0,87	1,08
Medical history: cardiac disease	Yes	511	80,9	260	50,9	498	79,4	248	49,8	1,01	Convergence criterion (GCONV=1E-8) satisfied.	0,78	1,29	0,006	Algorithm converged.	-0,054	0,067	1,03	Algorithm converged.	0,91	1,16	0,9544	0,5453	0,97	Algorithm converged.	0,86	1,10
	No	121	19,1	73	60,3	128	20,4	74	57,8	1,10	Convergence criterion (GCONV=1E-8) satisfied.	0,65	1,88	0,044	Algorithm converged.	-0,079	0,167	1,09	Algorithm converged.	0,89	1,35	0,7208		0,91	Algorithm converged.	0,74	1,13
Medical history: vascular disease	Yes	92	14,6	48	52,2	98	15,6	56	57,1	0,82	Convergence criterion (GCONV=1E-8) satisfied.	0,46	1,49	-0,052	Algorithm converged.	-0,194	0,089	0,92	Algorithm converged.	0,71	1,18	0,5183	0,2948	1,09	Algorithm converged.	0,84	1,40
	No	540	85,4	285	52,8	528	84,2	266	50,4	1,11	Convergence criterion (GCONV=1E-8) satisfied.	0,87	1,41	0,026	Algorithm converged.	-0,033	0,085	1,07	Algorithm converged.	0,95	1,19	0,4139		0,94	Algorithm converged.	0,84	1,05
Study	Rhine	319	50,5	174	54,5	315	50,2	162	51,4	1,13	Convergence criterion (GCONV=1E-8) satisfied.	0,83	1,55	0,030	Algorithm converged.	-0,047	0,107	1,08	Algorithm converged.	0,94	1,25	0,4410	0,4238	0,92	Algorithm converged.	0,80	1,07
	Yosemite	313	49,5	159	50,8	313	49,8	160	51,4	0,97	Convergence criterion (GCONV=1E-8) satisfied.	0,71	1,34	-0,005	Algorithm converged.	-0,082	0,072	1,00	Algorithm converged.	0,86	1,16	0,8640		1,00	Algorithm converged.	0,86	1,16

Test for interaction based on RR (Log-binomial regression)
* indicates convergence problem. Result is uninterpretable.
Only patients with at least one value are used for analysis. For stratification Asia and rest of the world regions are combined due to a small number of enrolled patients. The stratification factor is excluded if it is the subgroup. OR is computed by stratified analysis, RR and ARD by adjusted analysis.
Early Termination (ET) visit was mapped to closest regular visit.
Treatment policy strategy was applied to non-COVID-19 related and hypothetical strategy was applied to COVID-19 related intercurrent events. COVID-19 related intercurrent events are: Disc. of Treatment due to COVID-19, Prohibited Treatment/Therapy due to COVID-19, Missed Dose at Week 44,48 or 52 due to COVID-19 and COVID-19 Death.
Clinical cut-off: YOSEMITE 01NOV2021 and RHINE 28OCT2021

Program: root/clinical_studies/RO6867461/CDT70122/share/ACE_pool_DME_CSR_Final/prod/program/t_eff_resp.sas
Output: root/clinical_studies/RO6867461/CDT70122/share/ACE_pool_DME_CSR_Final/prod/output_hc/t_eff_resp_sg_str_QSBGV41_W56_PRES7_ITBC_OCTNOV2021_DME.xls
26MAR2022 20:00

POPULATION: Intent-to-Treat Population B vs. C
ENDPOINT: Proportion of Patients with a >=4-point improvement from baseline in NEI VFQ-25 General Vision subscale throughout the Entire Study
MODEL: Stratified Analysis by Study, Baseline BCVA ETDRS letter score, Prior IVT anti-VEGF therapy, Geographic region (combined)
STUDY: GR40349 & GR40398
Dichotomous Analysis (Efficacy)

		Faricimab (PTI) (N=632)				Aflibercept (N=627)				Faricimab (PTI) vs. Aflibercept															Aflibercept vs. Faricimab (PTI)				
		Patients		Patients with Event		Patients		Patients with Event		Odds Ratio									Absolute Risk Difference				Relative Risk						Relative Risk				
Name	Level	n	%	n	%	n	%	n	%	Odds Ratio		Convergence Reason	95% Lower CL	95% Upper CL	Absolute Risk		Convergence Reason	95% Lower CL	95% Upper CL	Relative Risk		Convergence Reason	95% Lower CL	95% Upper CL	p-value (Cochran-Mantel-Haenszel)	Interaction Test p-value (likelihood ratio)	Relative Risk		Convergence Reason	95% Lower CL	95% Upper CL
All	n/a	632	100,0	376	59,5	626	99,8	368	58,8	1,03		Convergence criterion (GCONV=1E-8) satisfied.	0,82	1,29	0,009		Algorithm converged.	-0,045	0,063	1,02		Algorithm converged.	0,93	1,12	0,8109		0,98		Algorithm converged.	0,89	1,07
Study	Rhine	319	50,5	198	62,1	315	50,2	182	57,8	1,19		Convergence criterion (GCONV=1E-8) satisfied.	0,87	1,64	0,044		Algorithm converged.	-0,032	0,119	1,08		Algorithm converged.	0,96	1,23	0,2811	0,2026	0,92		Algorithm converged.	0,81	1,05
	Yosemite	313	49,5	178	56,9	311	49,6	186	59,8	0,88		Convergence criterion (GCONV=1E-8) satisfied.	0,64	1,22	-0,026		Algorithm converged.	-0,102	0,050	0,96		Algorithm converged.	0,85	1,10	0,4541		1,04		Algorithm converged.	0,91	1,18

Test for interaction based on RR (Log-binomial regression)
* indicates convergence problem. Result is uninterpretable.
Only patients with at least one value are used for analysis. For stratification Asia and rest of the world regions are combined due to a small number of enrolled patients. The stratification factor is excluded if it is the subgroup. OR is computed by stratified analysis, RR and ARD by adjusted analysis.
Early Termination (ET) visit was mapped to closest regular visit.
Treatment policy strategy was applied to non-COVID-19 related and hypothetical strategy was applied to COVID-19 related intercurrent events. COVID-19 related intercurrent events are: Disc. of Treatment due to COVID-19, Prohibited Treatment/Therapy due to COVID-19, Missed Dose at Week 88,92 or 96 due to COVID-19 and COVID-19 Death.
Clinical cut-off: YOSEMITE 01NOV2021 and RHINE 28OCT2021

Program: root/clinical_studies/RO6867461/CDT70122/share/ACE_pool_DME_CSR_Final/prod/program/t_eff_resp.sas
Output: root/clinical_studies/RO6867461/CDT70122/share/ACE_pool_DME_CSR_Final/prod/output_bc/t_eff_resp_str_QSBGV4I_PREST_ITBC_OCTNOV2021_DME.xls
27MAR2022 4:07

POPULATION: Intent-to-Treat Population B vs. C
ENDPOINT: Proportion of Patients with a >=4-point improvement from baseline in NEI VFQ-25 General Vision subscale throughout the Entire Study
MODEL: Adjusted Analysis by Study, Baseline BCVA ETDRS letter score, Prior IVT anti-VEGF therapy, Geographic region
STUDY: GR40349 & GR40398
Forest Plot of Relative Risk

Study	Total n	Aflibercept (N=627) n	Aflibercept (N=627) n Responder	Faricimab (PTI) (N=632) n	Faricimab (PTI) (N=632) n Responder	Relative Risk	95% CI
All Patients	1258	626	368	632	376	1.02	(0.93, 1.12)
Study							
Rhine	634	315	182	319	198	1.08	(0.96, 1.23)
Yosemite	624	311	186	313	178	0.96	(0.85, 1.10)

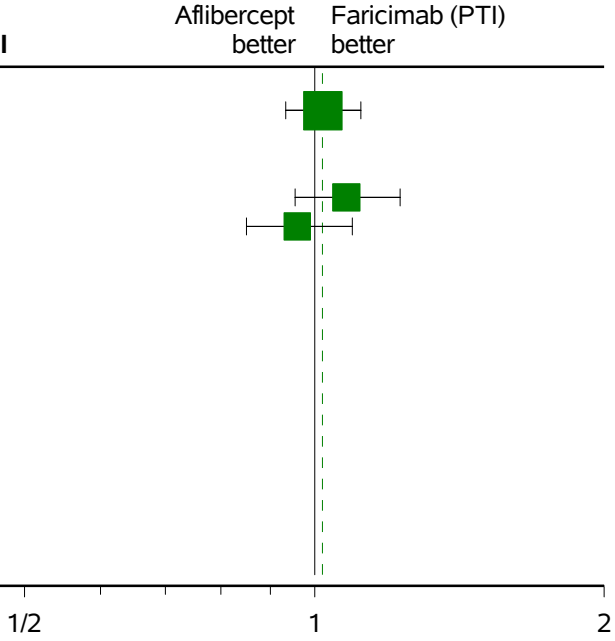

Only patients with at least one value are used for analysis. For adjustment Asia and rest of the world regions are combined due to a small number of enrolled patients.
The adjustment factor is excluded if it is the subgroup.
Early Termination (ET) visit was mapped to closest regular visit.
Treatment policy strategy was applied to non-COVID-19 related and hypothetical strategy was applied to COVID-19 related intercurrent events. COVID-19 related intercurrent events are:
Disc. of Treatment due to COVID-19, Prohibited Treatment/Therapy due to COVID-19, Missed Dose at Week 88,92 or 96 due to COVID-19 and COVID-19 Death.
Clinical cut-off: YOSEMITE 01NOV2021 and RHINE 28OCT2021
Program: root/clinical_studies/RO6867461/CDT70122/share/ACE_pool_DME_Base/prod/program/g_forest_rr.sas
Output: root/clinical_studies/RO6867461/CDT70122/share/ACE_pool_DME_CSR_Final/prod/output_bc/g_forest_rr_str_QSBGV4I_PREST_ITBC_OCTNOV2021_DME.pdf 06OCT2022 18:11

POPULATION: Intent-to-Treat Population B vs. C
ENDPOINT: Proportion of Patients with a >=4-point improvement from baseline in NEI VFQ-25 General Vision subscale throughout the Entire Study
MODEL: Stratified Analysis by Study, Baseline BCVA ETDRS letter score, Prior IVT anti-VEGF therapy, Geographic region
STUDY: GR40349 & GR40398
Forest Plot of Odds Ratio

		Aflibercept (N=627)		Faricimab (PTI) (N=632)				
Study	**Total n**	**n**	**n Responder**	**n**	**n Responder**	**Odds Ratio**	**95% CI**	Aflibercept better / Faricimab (PTI) better
All Patients	1258	626	368	632	376	1.03	(0.82, 1.29)	
Study								
Rhine	634	315	182	319	198	1.19	(0.87, 1.64)	
Yosemite	624	311	186	313	178	0.88	(0.64, 1.22)	

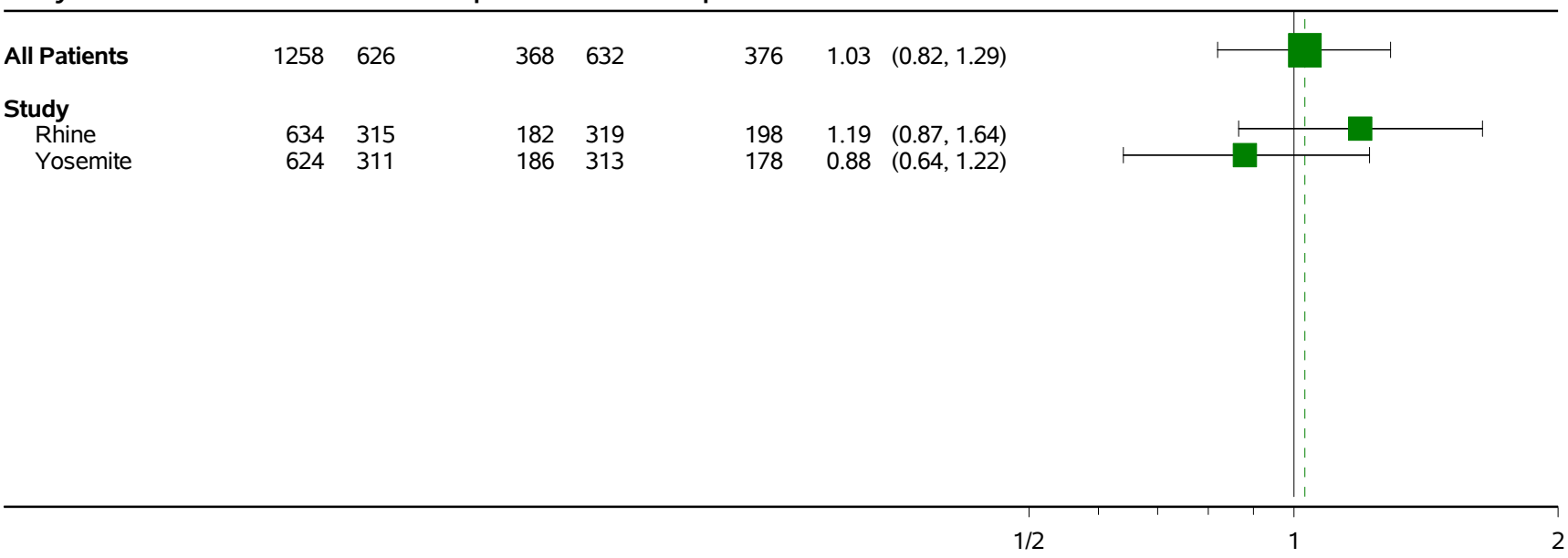

Only patients with at least one value are used for analysis. For stratification Asia and rest of the world regions are combined due to a small number of enrolled patients.
Early Termination (ET) visit was mapped to closest regular visit.
Treatment policy strategy was applied to non-COVID-19 related and hypothetical strategy was applied to COVID-19 related intercurrent events. COVID-19 related intercurrent events are:
Disc. of Treatment due to COVID-19, Prohibited Treatment/Therapy due to COVID-19, Missed Dose at Week 88,92 or 96 due to COVID-19 and COVID-19 Death.
Clinical cut-off: YOSEMITE 01NOV2021 and RHINE 28OCT2021
Program: root/clinical_studies/RO6867461/CDT70122/share/ACE_pool_DME_Base/prod/program/g_forest_or.sas
Output: root/clinical_studies/RO6867461/CDT70122/share/ACE_pool_DME_CSR_Final/prod/output_bc/g_forest_or_str_QSBGV4I_PREST_ITBC_OCTNOV2021_DME.pdf 30SEP2022 12:57

POPULATION: Intent-to-Treat Population B vs. C
ENDPOINT: Proportion of Patients with a >=4-point improvement from baseline in NEI VFQ-25 General Vision subscale throughout the Entire Study
MODEL: Stratified Analysis by Study, Baseline BCVA ETDRS letter score, Prior IVT anti-VEGF therapy, Geographic region (combined)
STUDY: GR40349 & GR40398
Dichotomous Analysis by Subgroups (Efficacy)

		Faricimab (PTI) (N=632)				Aflibercept (N=627)				Faricimab (PTI) vs. Aflibercept														Aflibercept vs. Faricimab (PTI)			
		Patients		Patients with Event		Patients		Patients with Event		Odds Ratio				Absolute Risk Difference				Relative Risk						Relative Risk			
Name	Level	n	%	n	%	n	%	n	%	Odds Ratio	Convergence Reason	95% Lower CL	95% Upper CL	Absolute Risk	Convergence Reason	95% Lower CL	95% Upper CL	Relative Risk	Convergence Reason	95% Lower CL	95% Upper CL	p-value (Cochran-Mantel Haenszel)	p-value (Likelihood ratio)	Relative Risk	Convergence Reason	95% Lower CL	95% Upper CL
All	n/a	632	100,0	376	59,5	626	99,8	368	58,8	1,03	Convergence criterion (GCONV=1E-8) satisfied.	0,82	1,29	0,009	Algorithm converged.	-0,045	0,063	1,02	Algorithm converged.	0,93	1,12	0,8109		0,98	Algorithm converged.	0,89	1,07
Sex	Male	396	62,7	231	58,3	364	58,1	215	59,1	0,98	Convergence criterion (GCONV=1E-8) satisfied.	0,73	1,32	-0,003	Algorithm converged.	-0,072	0,065	1,01	Algorithm converged.	0,90	1,13	0,8982	0,6175	0,99	Algorithm converged.	0,88	1,11
	Female	236	37,3	145	61,4	262	41,8	153	58,4	1,15	Convergence criterion (GCONV=1E-8) satisfied.	0,80	1,65	0,032	Algorithm converged.	-0,054	0,117	1,06	Algorithm converged.	0,92	1,22	0,4556		0,95	Algorithm converged.	0,82	1,09
Age	< 65 years	352	55,7	212	60,2	363	57,9	219	60,3	0,98	Convergence criterion (GCONV=1E-8) satisfied.	0,72	1,33	0,003	Algorithm converged.	-0,069	0,074	1,01	Algorithm converged.	0,90	1,14	0,8933	0,8057	0,99	Algorithm converged.	0,88	1,11
	>= 65 years	280	44,3	164	58,6	263	41,9	149	56,7	1,05	Convergence criterion (GCONV=1E-8) satisfied.	0,74	1,49	0,021	Algorithm converged.	-0,062	0,103	1,04	Algorithm converged.	0,90	1,20	0,7700		0,96	Algorithm converged.	0,84	1,11
Age	< 75 years	577	91,3	346	60,0	571	91,1	340	59,5	1,02	Convergence criterion (GCONV=1E-8) satisfied.	0,80	1,29	0,008	Algorithm converged.	-0,048	0,064	1,02	Algorithm converged.	0,93	1,12	0,8840	0,9158	0,98	Algorithm converged.	0,89	1,07
	>= 75 years	55	8,7	30	54,5	55	8,8	28	50,9	0,84	Convergence criterion (GCONV=1E-8) satisfied.	0,37	1,94	0,048	Algorithm converged.	-0,137	0,232	1,14	Algorithm converged.	0,80	1,63	0,6858		0,87	Algorithm converged.	0,61	1,25
Baseline BCVA ETDRS letter score	< 64 letters	281	44,5	186	66,2	284	45,3	179	63,0	1,14	Convergence criterion (GCONV=1E-8) satisfied.	0,81	1,61	0,031	Algorithm converged.	-0,048	0,109	1,05	Algorithm converged.	0,93	1,18	0,4554	0,5428	0,95	Algorithm converged.	0,85	1,08
	>= 64 letters	349	55,2	190	54,4	342	54,5	189	55,3	0,97	Convergence criterion (GCONV=1E-8) satisfied.	0,72	1,31	-0,007	Algorithm converged.	-0,080	0,067	0,99	Algorithm converged.	0,87	1,14	0,8403		1,01	Algorithm converged.	0,88	1,15
	Missing	2	0,3	0	0,0	0	0,0	0	0,0	NE	NE	NE	NE	NE	NE	NE	NE	NE	NE	NE	NE	NE		NE	NE	NE	NE
Geographic region	Europe	219	34,7	134	61,2	219	34,9	134	61,2	0,97	Convergence criterion (GCONV=1E-8) satisfied.	0,66	1,43	-0,005	Algorithm converged.	-0,095	0,086	1,00	Algorithm converged.	0,86	1,15	0,8915	0,9399	1,00	Algorithm converged.	0,87	1,16
	America	344	54,4	203	59,0	339	54,1	197	58,1	1,02	Convergence criterion (GCONV=1E-8) satisfied.	0,76	1,40	0,011	Algorithm converged.	-0,062	0,083	1,02	Algorithm converged.	0,91	1,16	0,8443		0,98	Algorithm converged.	0,87	1,10
	Asia Pacific (inc. Australia)	69	10,9	39	56,5	68	10,8	37	54,4	1,41	Convergence criterion (GCONV=1E-8) satisfied.	0,68	2,94	0,048	Algorithm converged.	-0,113	0,208	1,09	Algorithm converged.	0,83	1,43	0,3566		0,92	Algorithm converged.	0,70	1,21
Race/ethnicity	White	489	77,4	284	58,1	503	80,3	295	58,4	0,97	Convergence criterion (GCONV=1E-8) satisfied.	0,76	1,26	-0,001	Algorithm converged.	-0,062	0,060	1,01	Algorithm converged.	0,91	1,12	0,8393	0,4866	0,99	Algorithm converged.	0,90	1,10
	Asian	62	9,8	39	62,9	59	9,4	35	59,3	1,42	Convergence criterion (GCONV=1E-8) satisfied.	0,65	3,11	*	WARNING: The relative Hessian convergence criterion of 0.0017431531 is greater than the limit of 0.0001. The convergence is questionable.			*	WARNING: The relative Hessian convergence criterion of 0.0436955268 is greater than the limit of 0.0001. The convergence is questionable.					*	WARNING: The relative Hessian convergence criterion of 0.0436955268 is greater than the limit of 0.0001. The convergence is questionable.		
	Other	55	8,7	39	70,9	47	7,5	27	57,4	1,75	Convergence criterion (GCONV=1E-8) satisfied.	0,71	4,36	0,152	Algorithm converged.	-0,039	0,342	*	WARNING: The relative Hessian convergence criterion of 0.0007394068 is greater than the limit of 0.0001. The convergence is questionable.					*	WARNING: The relative Hessian convergence criterion of 0.0007394068 is greater than the limit of 0.0001. The convergence is questionable.		
	Unknown	26	4,1	14	53,8	15	2,4	11	73,3	0,48	Convergence criterion (GCONV=1E-8) satisfied.	0,10	2,19	*	WARNING: The relative Hessian convergence criterion of 0.0056636153 is greater than the limit of 0.0001. The convergence is questionable.			*	WARNING: The relative Hessian convergence criterion of 0.1104846701 is greater than the limit of 0.0001. The convergence is questionable.					*	WARNING: The relative Hessian convergence criterion of 0.1104846701 is greater than the limit of 0.0001. The convergence is questionable.		
Baseline HbA1c	<=8%	404	63,9	244	60,4	398	63,6	226	56,8	1,14	Convergence criterion (GCONV=1E-8) satisfied.	0,86	1,52	0,040	Algorithm converged.	-0,027	0,107	1,09	Algorithm converged.	0,97	1,22	0,3607	0,1824	0,92	Algorithm converged.	0,82	1,03
	>8%	221	35,0	129	58,4	222	35,4	137	61,7	0,87	Convergence criterion (GCONV=1E-8) satisfied.	0,60	1,28	-0,028	Algorithm converged.	-0,119	0,062	0,96	Algorithm converged.	0,82	1,11	0,4899		1,04	Algorithm converged.	0,90	1,21
	Missing	7	1,1	3	42,9	5	0,8	5	100,0	0,00	Convergence criterion (GCONV=1E-8) satisfied.	0,00	NE	*	ERROR: The mean parameter is either invalid or at a limit of its range for some observations.			*	WARNING: Negative of Hessian not positive definite.					*	WARNING: Negative of Hessian not positive definite.		
Prior IVT anti-VEGF therapy	Yes	133	21,0	65	48,9	137	21,9	76	55,5	0,77	Convergence criterion (GCONV=1E-8) satisfied.	0,48	1,24	-0,065	Algorithm converged.	-0,183	0,054	0,89	Algorithm converged.	0,71	1,12	0,2880	0,2548	1,12	Algorithm converged.	0,89	1,41
	No	499	79,0	311	62,3	489	78,0	292	59,7	1,11	Convergence criterion (GCONV=1E-8) satisfied.	0,86	1,44	0,026	Algorithm converged.	-0,034	0,086	1,04	Algorithm converged.	0,95	1,15	0,4200		0,96	Algorithm converged.	0,87	1,05
Baseline DR severity	<47	365	57,8	199	54,5	361	57,6	190	52,6	1,04	Convergence criterion (GCONV=1E-8) satisfied.	0,78	1,40	0,015	Algorithm converged.	-0,057	0,087	1,03	Algorithm converged.	0,90	1,17	0,7697	0,1020	0,97	Algorithm converged.	0,85	1,11
	47 - 53	198	31,3	138	69,7	208	33,2	138	66,3	1,13	Convergence criterion (GCONV=1E-8) satisfied.	0,73	1,74	0,047	Algorithm converged.	-0,041	0,136	1,08	Algorithm converged.	0,95	1,23	0,5760		0,93	Algorithm converged.	0,82	1,05
	>53	58	9,2	31	53,4	38	6,1	30	78,9	0,34	Convergence criterion (GCONV=1E-8) satisfied.	0,13	0,90	-0,247	Algorithm converged.	-0,455	-0,038	*	WARNING: The relative Hessian convergence criterion of 0.0005136369 is greater than the limit of 0.0001. The convergence is questionable.					*	WARNING: The relative Hessian convergence criterion of 0.0005136369 is greater than the limit of 0.0001. The convergence is questionable.		
	Missing	11	1,7	8	72,7	19	3,0	10	52,6	2,93	Convergence criterion (GCONV=1E-8) satisfied.	0,42	20,24	*	WARNING: The relative Hessian convergence criterion of 0.1184967971 is greater than the limit of 0.0001. The convergence is questionable.			*	WARNING: The relative Hessian convergence criterion of 0.3496709085 is greater than the limit of 0.0001. The convergence is questionable.					*	WARNING: The relative Hessian convergence criterion of 0.3496709085 is greater than the limit of 0.0001. The convergence is questionable.		
Baseline DR severity	<=53	563	89,1	337	59,9	569	90,7	328	57,6	1,09	Convergence criterion (GCONV=1E-8) satisfied.	0,86	1,38	0,022	Algorithm converged.	-0,034	0,079	1,04	Algorithm converged.	0,95	1,15	0,4868	0,0584	0,96	Algorithm converged.	0,87	1,06
	>53	58	9,2	31	53,4	38	6,1	30	78,9	0,34	Convergence criterion (GCONV=1E-8) satisfied.	0,13	0,90	-0,247	Algorithm converged.	-0,455	-0,038	*	WARNING: The relative Hessian convergence criterion of 0.0005136369 is greater than the limit of 0.0001. The convergence is questionable.					*	WARNING: The relative Hessian convergence criterion of 0.0005136369 is greater than the limit of 0.0001. The convergence is questionable.		
	Missing	11	1,7	8	72,7	19	3,0	10	52,6	2,93	Convergence criterion (GCONV=1E-8) satisfied.	0,42	20,24	*	WARNING: The relative Hessian convergence criterion of 0.1184967971 is greater than the limit of 0.0001. The convergence is questionable.			*	WARNING: The relative Hessian convergence criterion of 0.3496709085 is greater than the limit of 0.0001. The convergence is questionable.					*	WARNING: The relative Hessian convergence criterion of 0.3496709085 is greater than the limit of 0.0001. The convergence is questionable.		
Medical history: renal disease	Yes	63	10,0	44	69,8	45	7,2	27	60,0	1,35	Convergence criterion (GCONV=1E-8) satisfied.	0,60	3,06	0,071	Algorithm converged.	-0,115	0,258	1,09	Algorithm converged.	0,82	1,46	0,4659	0,3940	0,92	Algorithm converged.	0,68	1,23
	No	569	90,0	332	58,3	581	92,7	341	58,7	0,99	Convergence criterion (GCONV=1E-8) satisfied.	0,78	1,25	-0,002	Algorithm converged.	-0,058	0,053	1,01	Algorithm converged.	0,92	1,11	0,9242		0,99	Algorithm converged.	0,90	1,09
Medical history: cardiac disease	Yes	511	80,9	294	57,5	498	79,4	282	56,6	1,00	Convergence criterion (GCONV=1E-8) satisfied.	0,78	1,29	0,007	Algorithm converged.	-0,054	0,067	1,02	Algorithm converged.	0,92	1,13	0,9809	0,6297	0,98	Algorithm converged.	0,89	1,09
	No	121	19,1	82	67,8	128	20,4	86	67,2	1,01	Convergence criterion (GCONV=1E-8) satisfied.	0,57	1,77	0,018	Algorithm converged.	-0,102	0,137	1,03	Algorithm converged.	0,85	1,23	0,9794		0,98	Algorithm converged.	0,81	1,17
Medical history: vascular disease	Yes	92	14,6	56	60,9	99	15,8	61	62,2	0,91	Convergence criterion (GCONV=1E-8) satisfied.	0,53	1,77	-0,011	Algorithm converged.	-0,149	0,127	0,98	Algorithm converged.	0,79	1,22	0,9152	0,6486	1,02	Algorithm converged.	0,82	1,27
	No	540	85,4	320	59,3	528	84,2	307	58,1	1,05	Convergence criterion (GCONV=1E-8) satisfied.	0,82	1,34	0,014	Algorithm converged.	-0,044	0,072	1,03	Algorithm converged.	0,94	1,14	0,7166		0,97	Algorithm converged.	0,88	1,07
Study	Rhine	319	50,5	198	62,1	315	50,2	182	57,8	1,19	Convergence criterion (GCONV=1E-8) satisfied.	0,87	1,64	0,044	Algorithm converged.	-0,032	0,119	1,08	Algorithm converged.	0,96	1,23	0,2811	0,2026	0,92	Algorithm converged.	0,81	1,05
	Yosemite	313	49,5	178	56,9	311	49,6	186	59,8	0,88	Convergence criterion (GCONV=1E-8) satisfied.	0,64	1,22	-0,026	Algorithm converged.	-0,102	0,050	0,96	Algorithm converged.	0,85	1,10	0,4542		1,04	Algorithm converged.	0,91	1,18

Test for interaction based on RR (Log-binomial regression)
* indicates convergence problem. Result is uninterpretable.
Only patients with at least one value are used for analysis. For stratification Asia and rest of the world regions are combined due to a small number of enrolled patients. The stratification factor is excluded if it is the subgroup. OR is computed by stratified analysis, RR and ARD by adjusted analysis.
Early Termination (ET) visit was mapped to closest regular visit.
Treatment policy strategy was applied to non-COVID-19 related and hypothetical strategy was applied to COVID-19 related intercurrent events. COVID-19 related intercurrent events are: Disc. of Treatment due to COVID-19, Prohibited Treatment/Therapy due to COVID-19, Missed Dose at Week 88,92 or 96 due to COVID-19 and COVID-19 Death.
Clinical cut-off: YOSEMITE 01NOV2021 and RHINE 28OCT2021

Program: root/clinical_studies/RO6867461/CDT70122/share/ACE_pool_DME_CSR_Final/prod/program/t_eff_resp.sas
Output: root/clinical_studies/RO6867461/CDT70122/share/ACE_pool_DME_CSR_Final/prod/output_bc/t_eff_resp_sg_str_QSBGV4I_PREST_ITBC_OCTNOV2021_DME.xls
26MAR2022 20:09

POPULATION: Intent-to-Treat Population B vs. C
ENDPOINT: NEI VFQ-25 Ocular Pain subscale throughout the Entire Study
STUDY: GR40349 & GR40398
All; n/a (N=1259)

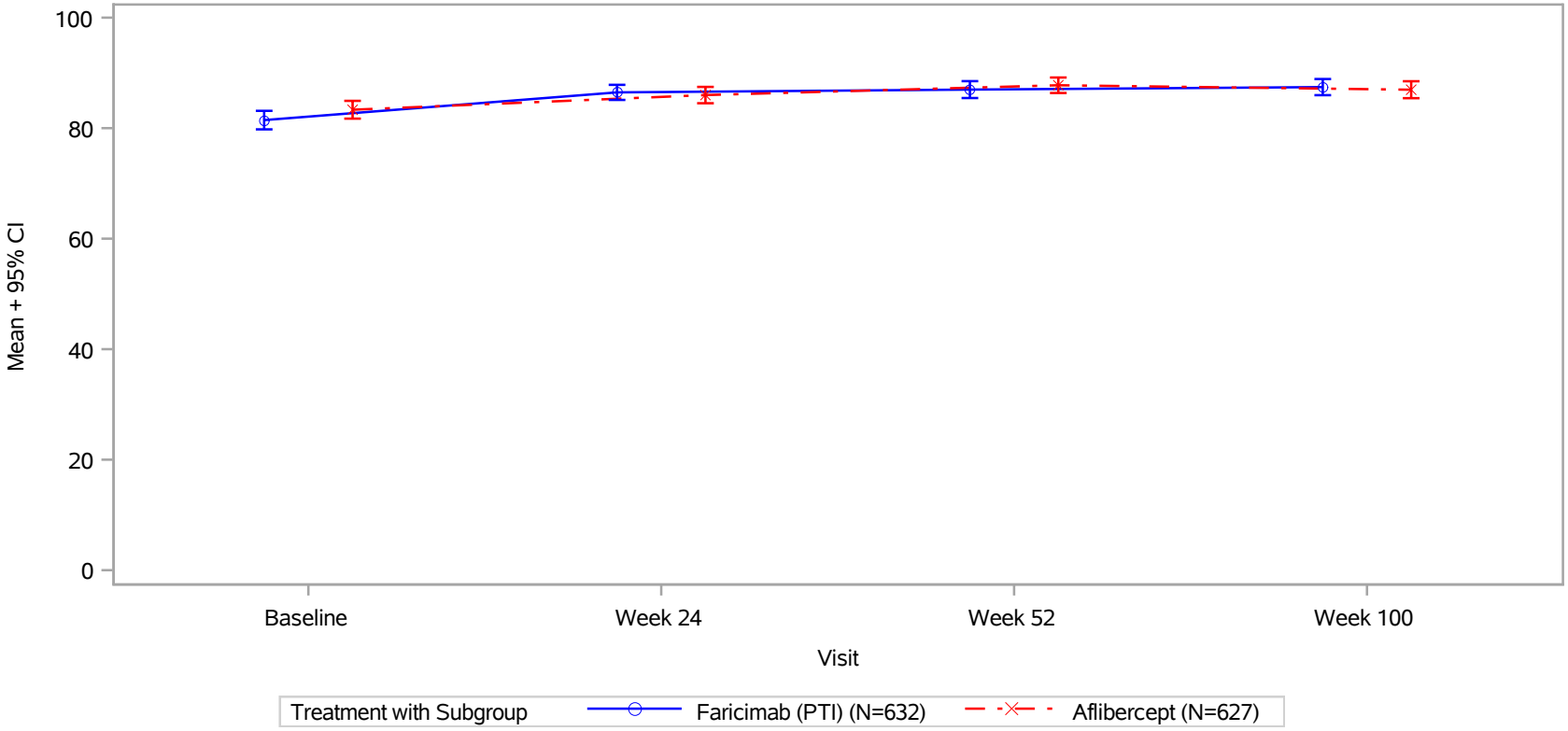

Early Termination (ET) visit was mapped to closest regular visit.
Treatment policy strategy was applied to non-COVID-19 related and hypothetical strategy was applied to COVID-19 related intercurrent events.
COVID-19 related intercurrent events are: Disc. of Treatment due to COVID-19, Prohibited Treatment/Therapy due to COVID-19, Missed Dose at Week 88,92 or 96 due to COVID-19 and COVID-19 Death.
Clinical cut-off: YOSEMITE 01NOV2021 and RHINE 28OCT2021

Program: ..al_studies/RO6867461/CDT70122/share/ACE_pool_DME_Base/prod/program/g_mean_plot.sas
Output: ..E_pool_DME_CSR_Final/prod/output_bc/g_mean_plot_QSBOP_PREST_ITBC_OCTNOV2021_DME.pdf
25MAR2022 21:29

POPULATION: Intent-to-Treat Population B vs. C
ENDPOINT: NEI VFQ-25 Ocular Pain subscale throughout the Entire Study
STUDY: GR40349 & GR40398
Study; Rhine (N=634)

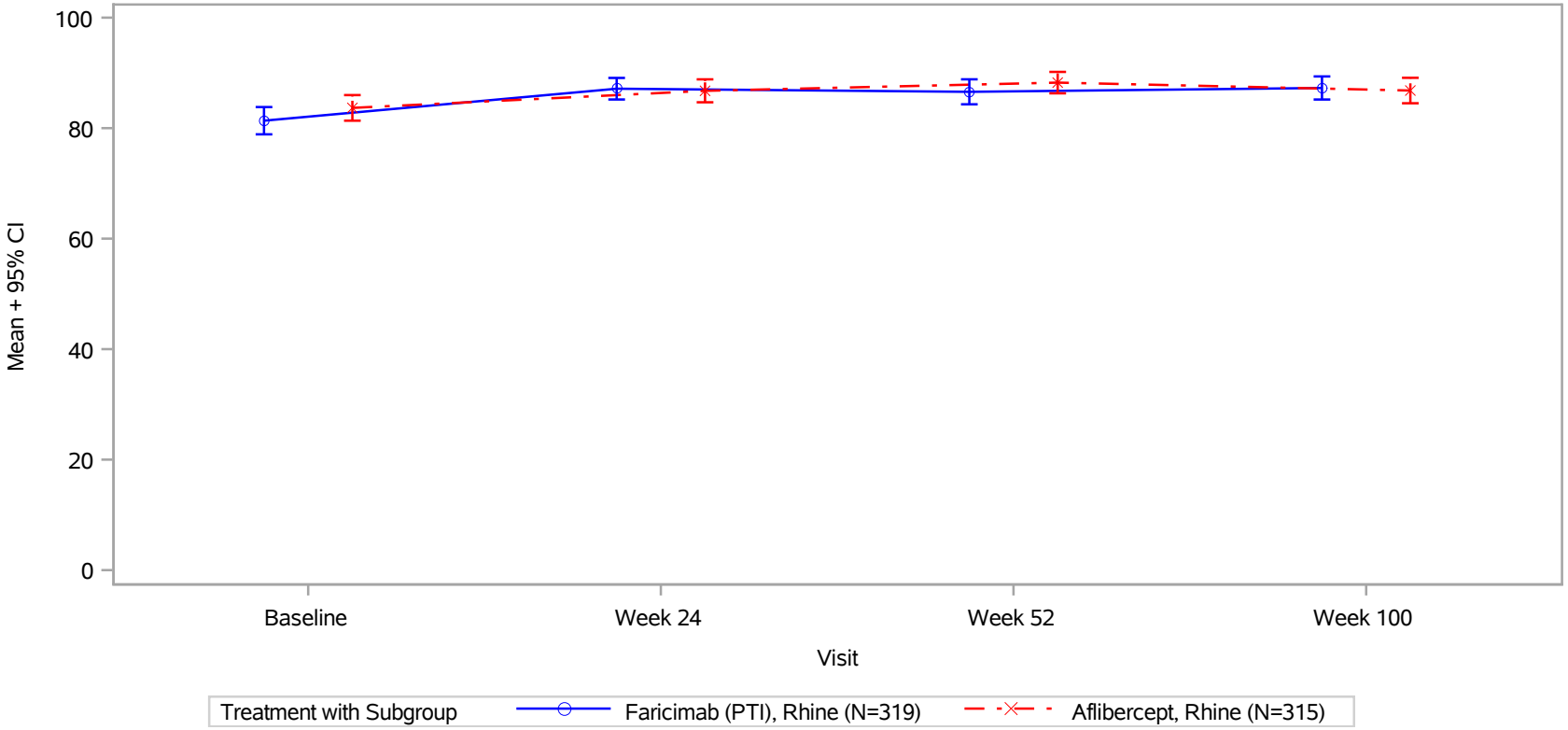

Early Termination (ET) visit was mapped to closest regular visit.
Treatment policy strategy was applied to non-COVID-19 related and hypothetical strategy was applied to COVID-19 related intercurrent events.
COVID-19 related intercurrent events are: Disc. of Treatment due to COVID-19, Prohibited Treatment/Therapy due to COVID-19, Missed Dose at Week 88,92 or 96 due to COVID-19 and COVID-19 Death.
Clinical cut-off: YOSEMITE 01NOV2021 and RHINE 28OCT2021

Program: ..al_studies/RO6867461/CDT70122/share/ACE_pool_DME_Base/prod/program/g_mean_plot.sas
Output: ..E_pool_DME_CSR_Final/prod/output_bc/g_mean_plot_QSBOP_PREST_ITBC_OCTNOV2021_DME.pdf
25MAR2022 21:29

POPULATION: Intent-to-Treat Population B vs. C
ENDPOINT: NEI VFQ-25 Ocular Pain subscale throughout the Entire Study
STUDY: GR40349 & GR40398
Study; Yosemite (N=625)

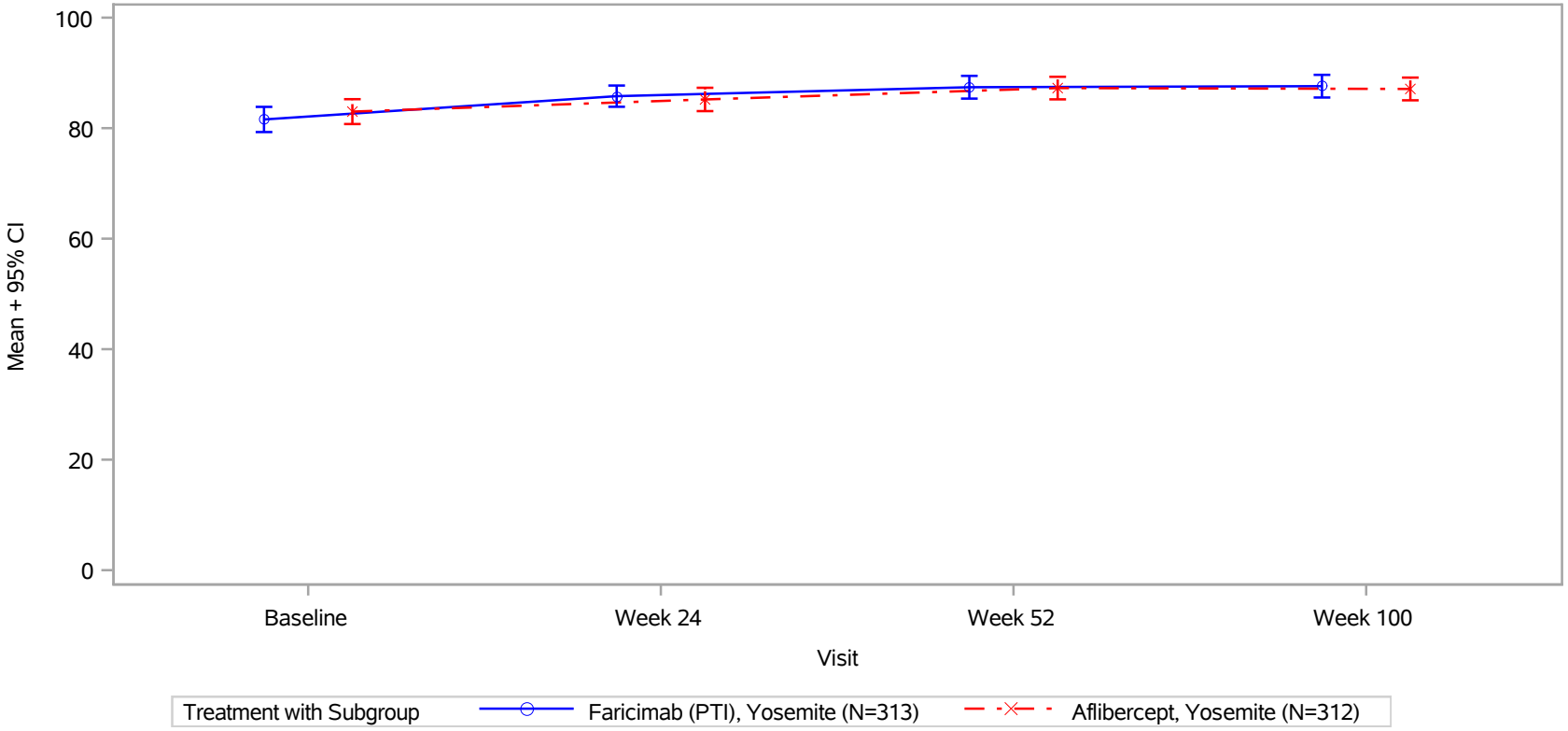

Early Termination (ET) visit was mapped to closest regular visit.
Treatment policy strategy was applied to non-COVID-19 related and hypothetical strategy was applied to COVID-19 related intercurrent events.
COVID-19 related intercurrent events are: Disc. of Treatment due to COVID-19, Prohibited Treatment/Therapy due to COVID-19, Missed Dose at Week 88,92 or 96 due to COVID-19 and COVID-19 Death.
Clinical cut-off: YOSEMITE 01NOV2021 and RHINE 28OCT2021

Program: ..al_studies/RO6867461/CDT70122/share/ACE_pool_DME_Base/prod/program/g_mean_plot.sas
Output: ..E_pool_DME_CSR_Final/prod/output_bc/g_mean_plot_QSBOP_PREST_ITBC_OCTNOV2021_DME.pdf
25MAR2022 21:29

POPULATION: Intent-to-Treat Population B vs. C
ENDPOINT: NEI VFQ-25 Ocular Pain subscale throughout the Entire Study
MODEL: --
STUDY: GR40349 & GR40398
Compliance/Mean

		Faricimab (PTI) (N=632)						Aflibercept (N=627)					
		Patients				Statistics		Patients				Statistics	
Name Visit	Level	in study[1]	%	with value[1]	%	Mean[2]	SD(Mean)	in study[1]	%	with value[1]	%	Mean[2]	SD(Mean)
All													
Baseline	n/a	632	100,0	629	99,5	81,46	21,41	627	100,0	621	99,0	83,33	20,44
Week 24	n/a	632	100,0	609	96,4	86,47	17,18	625	99,7	595	95,2	85,99	18,34
Week 52	n/a	609	96,4	552	90,6	86,98	18,28	603	96,2	523	86,7	87,76	16,33
Week 100	n/a	579	91,6	529	91,4	87,43	17,09	569	90,7	483	84,9	86,96	17,16
Study													
Baseline	Rhine	319	100,0	319	100,0	81,35	22,41	315	100,0	313	99,4	83,67	20,83
Week 24	Rhine	319	100,0	309	96,9	87,14	17,43	314	99,7	302	96,2	86,75	18,33
Week 52	Rhine	312	97,8	284	91,0	86,58	19,34	304	96,5	270	88,8	88,24	16,19
Week 100	Rhine	301	94,4	271	90,0	87,27	17,46	287	91,1	235	81,9	86,81	17,91
Baseline	Yosemite	313	100,0	310	99,0	81,57	20,38	312	100,0	308	98,7	83,00	20,06
Week 24	Yosemite	313	100,0	300	95,8	85,79	16,91	311	99,7	293	94,2	85,20	18,36
Week 52	Yosemite	297	94,9	268	90,2	87,41	17,11	299	95,8	253	84,6	87,25	16,50
Week 100	Yosemite	278	88,8	258	92,8	87,60	16,72	282	90,4	248	87,9	87,10	16,45

[1] in study: number of subjects in study at respective visit; % based on baseline
with value: number of subjects in study and with value at respective visit - used for the calculation of the mean and SD; % based on patients in study at respective visit
[2] mean: descriptive statistics - absolute values
Treatment policy strategy was applied to non-COVID-19 related and hypothetical strategy was applied to COVID-19 related intercurrent events.
COVID-19 related intercurrent events are: Disc. of Treatment due to COVID-19, Prohibited Treatment/Therapy due to COVID-19, Missed Dose at Week 88,92 or 96 due to COVID-19 and COVID-19 Death.
Early Termination (ET) visit was mapped to closest regular visit. Clinical cut-off: YOSEMITE 01NOV2021 and RHINE 28OCT2021

Program: root/clinical_studies/RO6867461/CDT70122/share/ACE_pool_DME_Base/prod/program/t_eff_mean.sas
Output: root/clinical_studies/RO6867461/CDT70122/share/ACE_pool_DME_CSR_Final/prod/output_bc/t_eff_mean_QSBOP_PREST_ITBC_OCTNOV2021_DME.xls
25MAR2022 19:22

POPULATION: Intent-to-Treat Population B vs. C
ENDPOINT: NEI VFQ-25 Ocular Pain subscale throughout the Entire Study
STUDY: GR40349 & GR40398
Forest Plot of Mean Difference
Baseline

Study	Total n (with value)	Aflibercept (N=627) n (with value)	Aflibercept (N=627) Mean	Faricimab (PTI) (N=632) n (with value)	Faricimab (PTI) (N=632) Mean	Mean Difference	95% CI
All Patients	1250	621	83.3	629	81.5	-1.9	(-4.2, 0.4)
Study							
Rhine	632	313	83.7	319	81.3	-2.3	(-5.7, 1.1)
Yosemite	618	308	83.0	310	81.6	-1.4	(-4.6, 1.8)

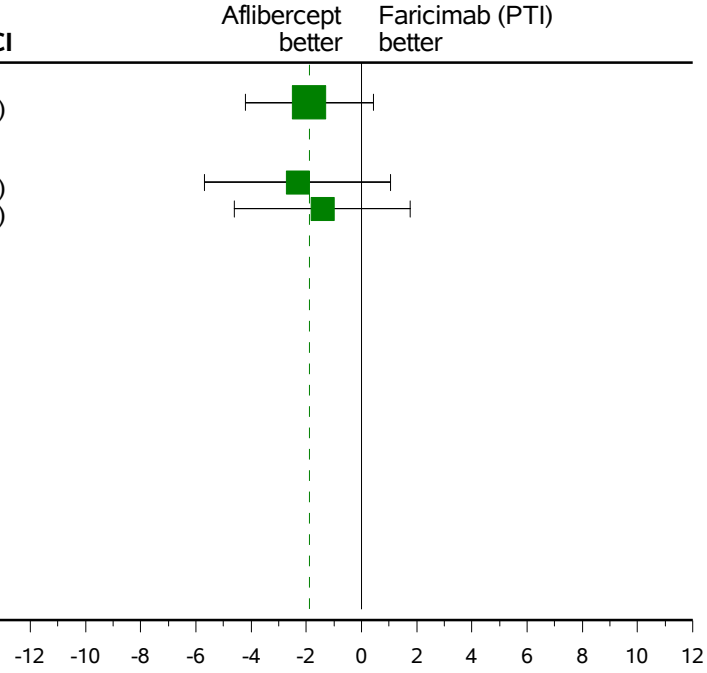

Early Termination (ET) visit was mapped to closest regular visit.
Treatment policy strategy was applied to non-COVID-19 related and hypothetical strategy was applied to COVID-19 related intercurrent events.
COVID-19 related intercurrent events are: Disc. of Treatment due to COVID-19, Prohibited Treatment/Therapy due to COVID-19, Missed Dose at Week 88,92 or 96 due to COVID-19 and COVID-19 Death.
Clinical cut-off: YOSEMITE 01NOV2021 and RHINE 28OCT2021
Program: root/clinical_studies/RO6867461/CDT70122/share/ACE_pool_DME_Base/prod/program/g_forest_md.sas
Output: root/clinical_studies/RO6867461/CDT70122/share/ACE_pool_DME_CSR_Final/prod/output_bc/g_forest_md_QSBOP_PREST_ITBC_OCTNOV2021_DME.pdf 05OCT2022 15:52

POPULATION: Intent-to-Treat Population B vs. C
ENDPOINT: NEI VFQ-25 Ocular Pain subscale throughout the Entire Study
STUDY: GR40349 & GR40398
Forest Plot of Mean Difference
Week 24

Study	Total n (with value)	Aflibercept (N=627) n (with value)	Aflibercept (N=627) Mean	Faricimab (PTI) (N=632) n (with value)	Faricimab (PTI) (N=632) Mean	Mean Difference	95% CI
All Patients	1204	595	86.0	609	86.5	0.5	(-1.5, 2.5)
Study							
Rhine	611	302	86.8	309	87.1	0.4	(-2.5, 3.2)
Yosemite	593	293	85.2	300	85.8	0.6	(-2.3, 3.4)

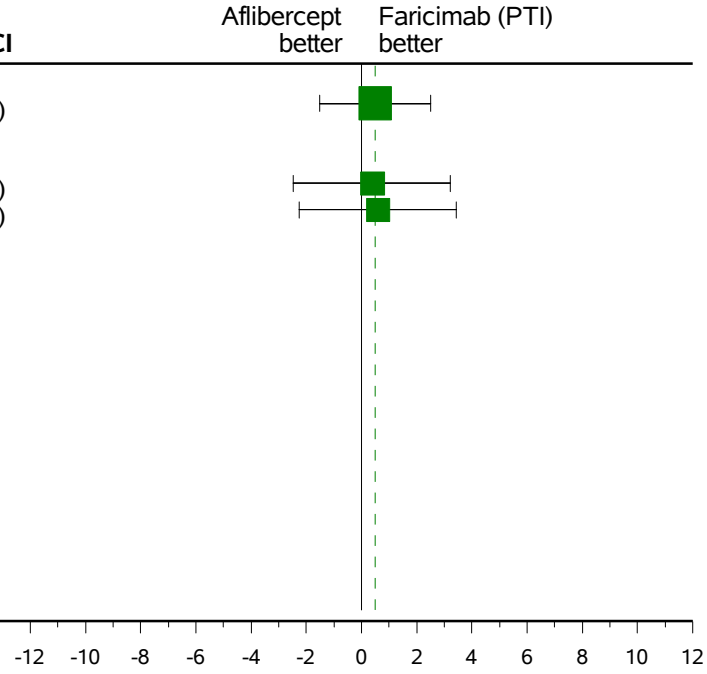

Early Termination (ET) visit was mapped to closest regular visit.
Treatment policy strategy was applied to non-COVID-19 related and hypothetical strategy was applied to COVID-19 related intercurrent events.
COVID-19 related intercurrent events are: Disc. of Treatment due to COVID-19, Prohibited Treatment/Therapy due to COVID-19, Missed Dose at Week 88,92 or 96 due to COVID-19 and COVID-19 Death.
Clinical cut-off: YOSEMITE 01NOV2021 and RHINE 28OCT2021
Program: root/clinical_studies/RO6867461/CDT70122/share/ACE_pool_DME_Base/prod/program/g_forest_md.sas
Output: root/clinical_studies/RO6867461/CDT70122/share/ACE_pool_DME_CSR_Final/prod/output_bc/g_forest_md_QSBOP_PREST_ITBC_OCTNOV2021_DME.pdf 05OCT2022 15:52

POPULATION: Intent-to-Treat Population B vs. C
ENDPOINT: NEI VFQ-25 Ocular Pain subscale throughout the Entire Study
STUDY: GR40349 & GR40398
Forest Plot of Mean Difference
Week 52

Study	Total n (with value)	Aflibercept (N=627) n (with value)	Aflibercept (N=627) Mean	Faricimab (PTI) (N=632) n (with value)	Faricimab (PTI) (N=632) Mean	Mean Difference	95% CI
All Patients	1075	523	87.8	552	87.0	-0.8	(-2.9, 1.3)
Study							
Rhine	554	270	88.2	284	86.6	-1.7	(-4.6, 1.3)
Yosemite	521	253	87.3	268	87.4	0.2	(-2.7, 3.0)

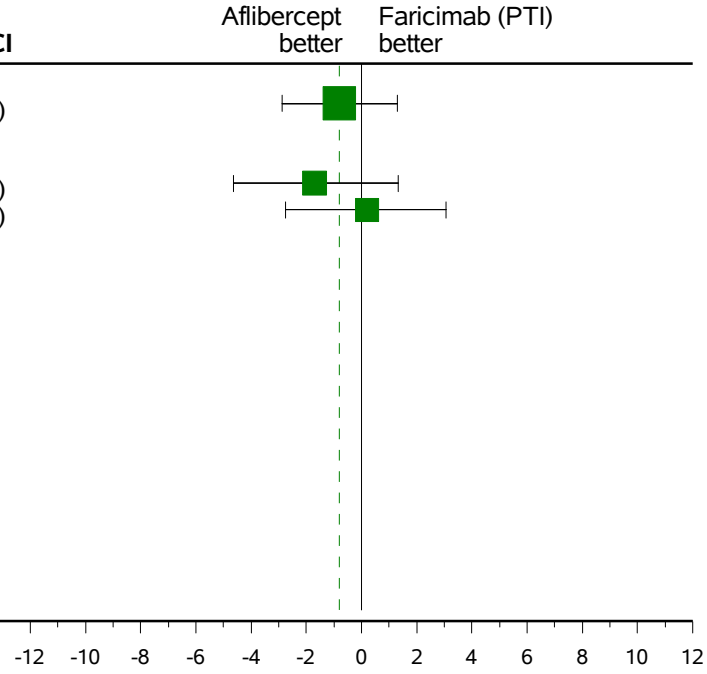

Early Termination (ET) visit was mapped to closest regular visit.
Treatment policy strategy was applied to non-COVID-19 related and hypothetical strategy was applied to COVID-19 related intercurrent events.
COVID-19 related intercurrent events are: Disc. of Treatment due to COVID-19, Prohibited Treatment/Therapy due to COVID-19, Missed Dose at Week 88,92 or 96 due to COVID-19 and COVID-19 Death.
Clinical cut-off: YOSEMITE 01NOV2021 and RHINE 28OCT2021
Program: root/clinical_studies/RO6867461/CDT70122/share/ACE_pool_DME_Base/prod/program/g_forest_md.sas
Output: root/clinical_studies/RO6867461/CDT70122/share/ACE_pool_DME_CSR_Final/prod/output_bc/g_forest_md_QSBOP_PREST_ITBC_OCTNOV2021_DME.pdf 05OCT2022 15:52

POPULATION: Intent-to-Treat Population B vs. C
ENDPOINT: NEI VFQ-25 Ocular Pain subscale throughout the Entire Study
STUDY: GR40349 & GR40398
Forest Plot of Mean Difference
Week 100

Study	Total n (with value)	Aflibercept (N=627) n (with value)	Aflibercept (N=627) Mean	Faricimab (PTI) (N=632) n (with value)	Faricimab (PTI) (N=632) Mean	Mean Difference	95% CI
All Patients	1012	483	87.0	529	87.4	0.5	(-1.6, 2.6)
Study							
Rhine	506	235	86.8	271	87.3	0.5	(-2.6, 3.6)
Yosemite	506	248	87.1	258	87.6	0.5	(-2.4, 3.4)

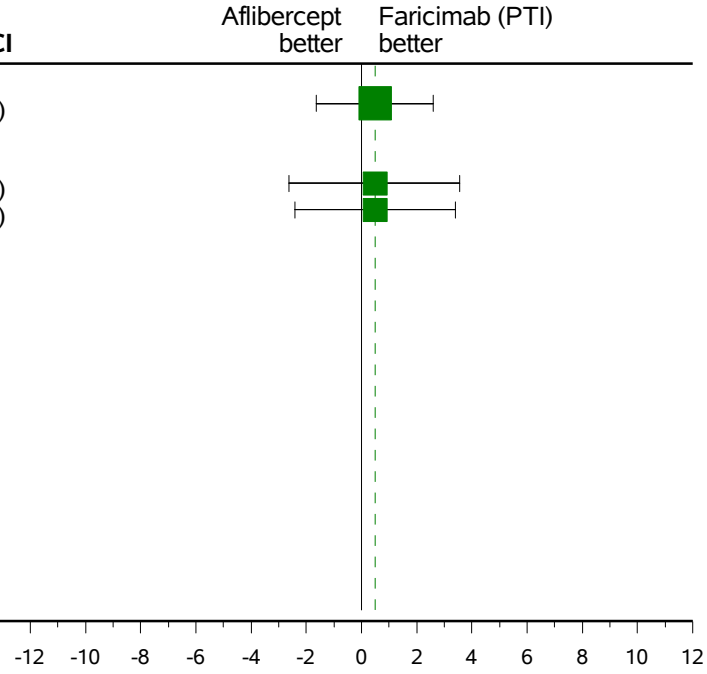

Early Termination (ET) visit was mapped to closest regular visit.
Treatment policy strategy was applied to non-COVID-19 related and hypothetical strategy was applied to COVID-19 related intercurrent events.
COVID-19 related intercurrent events are: Disc. of Treatment due to COVID-19, Prohibited Treatment/Therapy due to COVID-19, Missed Dose at Week 88,92 or 96 due to COVID-19 and COVID-19 Death.
Clinical cut-off: YOSEMITE 01NOV2021 and RHINE 28OCT2021
Program: root/clinical_studies/RO6867461/CDT70122/share/ACE_pool_DME_Base/prod/program/g_forest_md.sas
Output: root/clinical_studies/RO6867461/CDT70122/share/ACE_pool_DME_CSR_Final/prod/output_bc/g_forest_md_QSBOP_PREST_ITBC_OCTNOV2021_DME.pdf 05OCT2022 15:52

POPULATION: Intent-to-Treat Population (results shown for B vs. C)
ENDPOINT: NEI VFQ-25 Ocular Pain subscale through Week 56
MODEL: Adjusted Analysis for Study, Baseline BCVA ETDRS letter score, Prior IVT anti-VEGF therapy, Geographic region
STUDY: GR40349 & GR40398
Change from Baseline (Analysis of MMRM)

			Faricimab (PTI) (N=632)					Aflibercept (N=627)					Difference between Treatments (Faricimab (PTI) - Aflibercept)					
			N			Statistics		N			Statistics		Statistics					
Visit	Name	Level	Total	with baseline value	included in analysis[1]	LSMeans[2]	SE (LSMeans)	Total	with baseline value	included in analysis[1]	LSMeans[2]	SE (LSMeans)	LSMeans[3]	SE (LSMeans)	95% CI (LL)	95% CI (UL)	Population	Method
Week 52	All	n/a	609	606	531	4,73	0,66	603	598	507	4,55	0,67	0,19	0,94	-1,66	2,03	Intent-to-Treat Population	adjusted
	Study	Rhine	312	312	275	4,61	0,92	304	302	259	4,64	0,95	-0,03	1,32	-2,63	2,56	Intent-to-Treat Population	adjusted
		Yosemite	297	294	256	4,89	0,93	299	296	248	4,48	0,95	0,40	1,33	-2,21	3,01	Intent-to-Treat Population	adjusted

[1] Patients with a value at baseline and a post-baseline value at the respective visit.
[2] LSMeans of change from baseline from MMRM (including all available records from all selected visits). Selected visits: Week 24, Week 52. Early Termination (ET) visit was mapped to closest regular visit.
[3] Contrasts from MMRM
[4] Factors/Covariates: treatment, visit, treatment-by-visit interaction, baseline value. In addition, for the total population, adjusted for randomization stratification factors.
Data as observed (no imputation of missing values). Covariance matrix: unstructured. Treatment policy strategy was applied to non-COVID-19 related and hypothetical strategy was applied to COVID-19 related intercurrent events(IEs).
COVID-19 rel. IEs are: Disc. of Treatment due to COVID-19, Prohibited Treatment/Therapy due to COVID-19, Missed Dose at Week 44,48 or 52 due to COVID-19 and COVID-19 Death. Clinical cut-off: YOSEMITE 01NOV2021 and RHINE 28OCT2021

Program: root/clinical_studies/RO6867461/CDT70122/share/ACE_pool_DME_Base/prod/program/t_eff_mmrm.sas
Output: root/clinical_studies/RO6867461/CDT70122/share/ACE_pool_DME_CSR_Final/prod/output_bc/t_eff_mmrm_adj_QSBOP_W56_PREST_ITBC2_OCTNOV2021_DME.xls
27JUL2022 10:49

POPULATION: Intent-to-Treat Population (results shown for B vs. C)
ENDPOINT: NEI VFQ-25 Ocular Pain subscale through Week 56
MODEL: Adjusted Analysis for Study, Baseline BCVA ETDRS letter score, Prior IVT anti-VEGF therapy, Geographic region
STUDY: GR40349 & GR40398
Forest Plot of LSMeans Difference for Change from Baseline (MMRM)
Week 52

Study	Total n [1]	Aflibercept (N=627) n [1]	Aflibercept (N=627) LSMeans [2]	Faricimab (PTI) (N=632) n [1]	Faricimab (PTI) (N=632) LSMeans [2]	LSMeans Difference	95% CI
All Patients	1038	507	4.5	531	4.7	0.2	(-1.7, 2.0)
Study							
Rhine	534	259	4.6	275	4.6	0.0	(-2.6, 2.6)
Yosemite	504	248	4.5	256	4.9	0.4	(-2.2, 3.0)

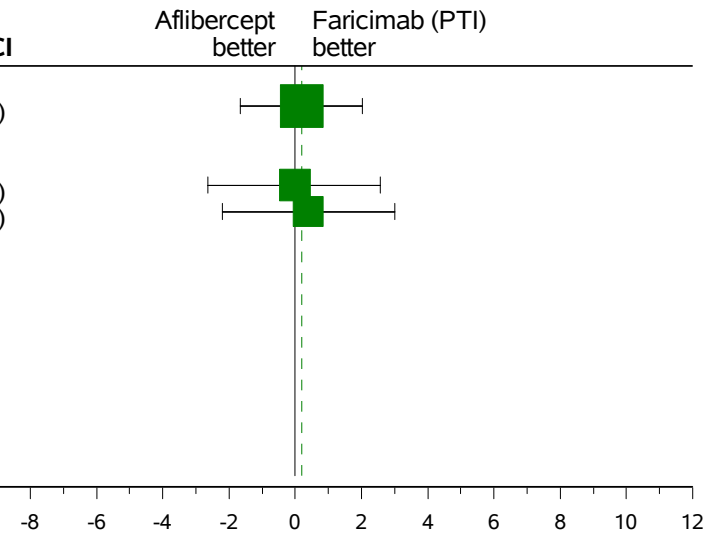

[1] Patients with a value at baseline and a post-baseline value at the respective visit.
[2] LSMeans of change from baseline from MMRM (including all available records from all selected visits).
Selected visits: Week 24, Week 52. Early Termination (ET) visit was mapped to closest regular visit.
Factors/Covariates: treatment, visit, treatment-by-visit interaction, baseline value. In addition adjusted for randomization stratification factors. The stratification factor is excluded if it is the subgroup.
Data as observed (no imputation of missing values). Covariance matrix: unstructured.
Treatment policy strategy was applied to non-COVID-19 related and hypothetical strategy was applied to COVID-19 related intercurrent events(IEs).
COVID-19 rel. IEs are: Disc. of Treatment due to COVID-19, Prohibited Treatment/Therapy due to COVID-19, Missed Dose at Week 44,48 or 52 due to COVID-19 and COVID-19 Death.
Clinical cut-off: YOSEMITE 01NOV2021 and RHINE 28OCT2021
Program: root/clinical_studies/RO6867461/CDT70122/share/ACE_pool_DME_Base/prod/program/g_forest_lsmd.sas
Output: root/clinical_studies/RO6867461/CDT70122/share/ACE_pool_DME_CSR_Final/prod/output_bc/g_forest_lsmd_adj_QSBOP_W56_PREST_ITBC2_OCTNOV2021_DME.pdf 10OCT2022 16:07

POPULATION: Intent-to-Treat Population (results shown for B vs. C)
ENDPOINT: NEI VFQ-25 Ocular Pain subscale throughout the Entire Study
MODEL: Adjusted Analysis for Study, Baseline BCVA ETDRS letter score, Prior IVT anti-VEGF therapy, Geographic region
STUDY: GR40349 & GR40398
Change from Baseline (Analysis of MMRM)

			Faricimab (PTI) (N=632)					Aflibercept (N=627)					Difference between Treatments (Faricimab (PTI) - Aflibercept)					
			N			Statistics		N			Statistics		Statistics					
Visit	Name	Level	Total	with baseline value	included in analysis[1]	LSMeans[2]	SE (LSMeans)	Total	with baseline value	included in analysis[1]	LSMeans[2]	SE (LSMeans)	LSMeans[3]	SE (LSMeans)	95% CI (LL)	95% CI (UL)	Population	Method
Week 100	All	n/a	579	576	526	4,83	0,68	569	564	480	3,75	0,70	1,08	0,98	-0,84	2,99	Intent-to-Treat Population	adjusted
	Study	Rhine	301	301	271	4,86	0,99	287	285	234	3,24	1,06	1,63	1,45	-1,22	4,47	Intent-to-Treat Population	adjusted
		Yosemite	278	275	255	4,80	0,92	282	279	246	4,23	0,94	0,58	1,31	-2,00	3,16	Intent-to-Treat Population	adjusted

[1] Patients with a value at baseline and a post-baseline value at the respective visit.
[2] LSMeans of change from baseline from MMRM (including all available records from all selected visits). Selected visits: Week 24, Week 52, Week 100. Early Termination (ET) visit was mapped to closest regular visit.
[3] Contrasts from MMRM
[4] Factors/Covariates: treatment, visit, treatment-by-visit interaction, baseline value. In addition, for the total population, adjusted for randomization stratification factors.
Data as observed (no imputation of missing values). Covariance matrix: unstructured. Treatment policy strategy was applied to non-COVID-19 related and hypothetical strategy was applied to COVID-19 related intercurrent events(IEs).
COVID-19 rel. IEs are: Disc. of Treatment due to COVID-19, Prohibited Treatment/Therapy due to COVID-19, Missed Dose at Week 88,92 or 96 due to COVID-19 and COVID-19 Death. Clinical cut-off: YOSEMITE 01NOV2021 and RHINE 28OCT2021

Program: root/clinical_studies/RO6867461/CDT70122/share/ACE_pool_DME_Base/prod/program/t_eff_mmrm.sas
Output: root/clinical_studies/RO6867461/CDT70122/share/ACE_pool_DME_CSR_Final/prod/output_bc/t_eff_mmrm_adj_QSBOP_W100_PREST_ITBC2_OCTNOV2021_DME.xls
27JUL2022 7:35

POPULATION: Intent-to-Treat Population (results shown for B vs. C)
ENDPOINT: NEI VFQ-25 Ocular Pain subscale throughout the Entire Study
MODEL: Adjusted Analysis for Study, Baseline BCVA ETDRS letter score, Prior IVT anti-VEGF therapy, Geographic region
STUDY: GR40349 & GR40398
Forest Plot of LSMeans Difference for Change from Baseline (MMRM)
Week 100

Study	Total n [1]	Aflibercept (N=627) n [1]	Aflibercept (N=627) LSMeans [2]	Faricimab (PTI) (N=632) n [1]	Faricimab (PTI) (N=632) LSMeans [2]	LSMeans Difference	95% CI
All Patients	1006	480	3.8	526	4.8	1.1	(-0.8, 3.0)
Study							
Rhine	505	234	3.2	271	4.9	1.6	(-1.2, 4.5)
Yosemite	501	246	4.2	255	4.8	0.6	(-2.0, 3.2)

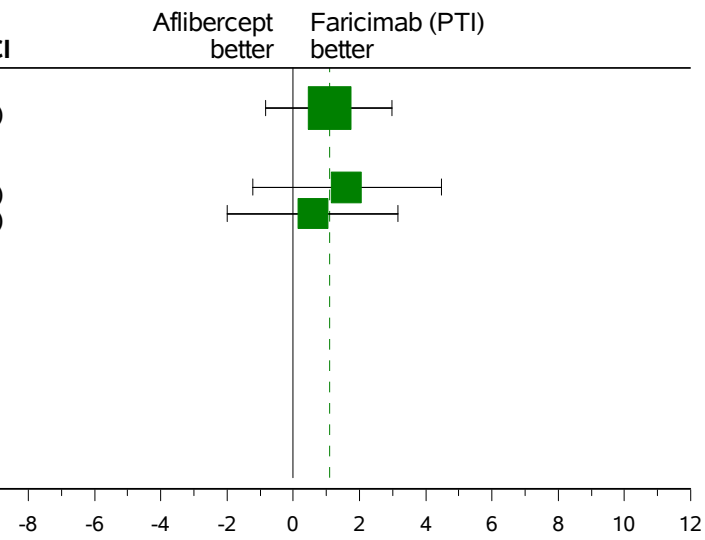

[1] Patients with a value at baseline and a post-baseline value at the respective visit.
[2] LSMeans of change from baseline from MMRM (including all available records from all selected visits).
Selected visits: Week 24, Week 52, Week 100. Early Termination (ET) visit was mapped to closest regular visit.
Factors/Covariates: treatment, visit, treatment-by-visit interaction, baseline value. In addition adjusted for randomization stratification factors. The stratification factor is excluded if it is the subgroup.
Data as observed (no imputation of missing values). Covariance matrix: unstructured.
Treatment policy strategy was applied to non-COVID-19 related and hypothetical strategy was applied to COVID-19 related intercurrent events(IEs).
COVID-19 rel. IEs are: Disc. of Treatment due to COVID-19, Prohibited Treatment/Therapy due to COVID-19, Missed Dose at Week 88,92 or 96 due to COVID-19 and COVID-19 Death.
Clinical cut-off: YOSEMITE 01NOV2021 and RHINE 28OCT2021
Program: root/clinical_studies/RO6867461/CDT70122/share/ACE_pool_DME_Base/prod/program/g_forest_lsmd.sas
Output: root/clinical_studies/RO6867461/CDT70122/share/ACE_pool_DME_CSR_Final/prod/output_bc/g_forest_lsmd_adj_QSBOP_W100_PREST_ITBC2_OCTNOV2021_DME.pdf 10OCT2022 16:26

POPULATION: Intent-to-Treat Population B vs. C
ENDPOINT: Proportion of Patients with a >=15-point improvement from baseline in NEI VFQ-25 Ocular Pain subscale through Week 56
MODEL: Stratified Analysis by Study, Baseline BCVA ETDRS letter score, Prior IVT anti-VEGF therapy, Geographic region (combined)
STUDY: GR40349 & GR40398
Dichotomous Analysis (Efficacy)

		Faricimab (PTI) (N=632)				Aflibercept (N=627)				Faricimab (PTI) vs. Aflibercept															Aflibercept vs. Faricimab (PTI)				
		Patients		Patients with Event		Patients		Patients with Event		Odds Ratio									Absolute Risk Difference				Relative Risk						Relative Risk				
Name	Level	n	%	n	%	n	%	n	%	Odds Ratio		Convergence Reason	95% Lower CL	95% Upper CL	Absolute Risk		Convergence Reason	95% Lower CL	95% Upper CL	Relative Risk		Convergence Reason	95% Lower CL	95% Upper CL	p-value (Cochran-Mantel-Haenszel)	Interaction Test p-value (likelihood ratio)	Relative Risk		Convergence Reason	95% Lower CL	95% Upper CL
All	n/a	632	100,0	148	23,4	626	99,8	127	20,3	1,20		Convergence criterion (GCONV=1E-8) satisfied.	0,92	1,57	0,030		Algorithm converged.	-0,016	0,076	1,16		Algorithm converged.	0,94	1,43	0,1855		0,86		Algorithm converged.	0,70	1,06
Study	Rhine	319	50,5	79	24,8	315	50,2	60	19,0	1,40		Convergence criterion (GCONV=1E-8) satisfied.	0,96	2,04	0,048		Algorithm converged.	-0,016	0,112	1,32		Algorithm converged.	0,98	1,77	0,0843	0,2602	0,76		Algorithm converged.	0,56	1,02
	Yosemite	313	49,5	69	22,0	311	49,6	67	21,5	1,03		Convergence criterion (GCONV=1E-8) satisfied.	0,70	1,50	0,006		Algorithm converged.	-0,059	0,070	1,02		Algorithm converged.	0,76	1,38	0,8879		0,98		Algorithm converged.	0,73	1,31

Test for interaction based on RR (Log-binomial regression)
* indicates convergence problem. Result is uninterpretable.
Only patients with at least one value are used for analysis. For stratification Asia and rest of the world regions are combined due to a small number of enrolled patients. The stratification factor is excluded if it is the subgroup. OR is computed by stratified analysis, RR and ARD by adjusted analysis.
Early Termination (ET) visit was mapped to closest regular visit.
Treatment policy strategy was applied to non-COVID-19 related and hypothetical strategy was applied to COVID-19 related intercurrent events. COVID-19 related intercurrent events are: Disc. of Treatment due to COVID-19, Prohibited Treatment/Therapy due to COVID-19, Missed Dose at Week 44,48 or 52 due to COVID-19 and COVID-19 Death.
Clinical cut-off: YOSEMITE 01NOV2021 and RHINE 28OCT2021

Program: root/clinical_studies/RO6867461/CDT70122/share/ACE_pool_DME_CSR_Final/prod/program/t_eff_resp.sas
Output: root/clinical_studies/RO6867461/CDT70122/share/ACE_pool_DME_CSR_Final/prod/output_bc/t_eff_resp_str_QSBOP15I_W56_PREST_ITBC_OCTNOV2021_DME.xls
27MAR2022 6:20

POPULATION: Intent-to-Treat Population B vs. C
ENDPOINT: Proportion of Patients with a >=15-point improvement from baseline in NEI VFQ-25 Ocular Pain subscale through Week 56
MODEL: Adjusted Analysis by Study, Baseline BCVA ETDRS letter score, Prior IVT anti-VEGF therapy, Geographic region
STUDY: GR40349 & GR40398
Forest Plot of Relative Risk

Study	Total n	Aflibercept (N=627) n	Aflibercept (N=627) n Responder	Faricimab (PTI) (N=632) n	Faricimab (PTI) (N=632) n Responder	Relative Risk	95% CI
All Patients	1258	626	127	632	148	1.16	(0.94, 1.43)
Study							
Rhine	634	315	60	319	79	1.32	(0.98, 1.77)
Yosemite	624	311	67	313	69	1.02	(0.76, 1.38)

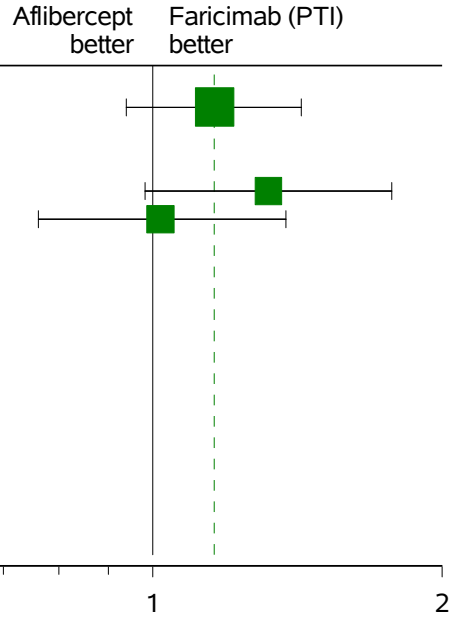

Only patients with at least one value are used for analysis. For adjustment Asia and rest of the world regions are combined due to a small number of enrolled patients.
The adjustment factor is excluded if it is the subgroup.
Early Termination (ET) visit was mapped to closest regular visit.
Treatment policy strategy was applied to non-COVID-19 related and hypothetical strategy was applied to COVID-19 related intercurrent events. COVID-19 related intercurrent events are:
Disc. of Treatment due to COVID-19, Prohibited Treatment/Therapy due to COVID-19, Missed Dose at Week 44,48 or 52 due to COVID-19 and COVID-19 Death.
Clinical cut-off: YOSEMITE 01NOV2021 and RHINE 28OCT2021
Program: root/clinical_studies/RO6867461/CDT70122/share/ACE_pool_DME_Base/prod/program/g_forest_rr.sas
Output: root/clinical_studies/RO6867461/CDT70122/share/ACE_pool_DME_CSR_Final/prod/output_bc/g_forest_rr_str_QSBOP15I_W56_PREST_ITBC_OCTNOV2021_DME.pdf 06OCT2022 18:57

POPULATION: Intent-to-Treat Population B vs. C
ENDPOINT: Proportion of Patients with a >=15-point improvement from baseline in NEI VFQ-25 Ocular Pain subscale through Week 56
MODEL: Stratified Analysis by Study, Baseline BCVA ETDRS letter score, Prior IVT anti-VEGF therapy, Geographic region
STUDY: GR40349 & GR40398
Forest Plot of Odds Ratio

Study	Total n	Aflibercept (N=627) n	Aflibercept (N=627) n Responder	Faricimab (PTI) (N=632) n	Faricimab (PTI) (N=632) n Responder	Odds Ratio	95% CI
All Patients	1258	626	127	632	148	1.20	(0.92, 1.57)
Study							
Rhine	634	315	60	319	79	1.40	(0.96, 2.04)
Yosemite	624	311	67	313	69	1.03	(0.70, 1.50)

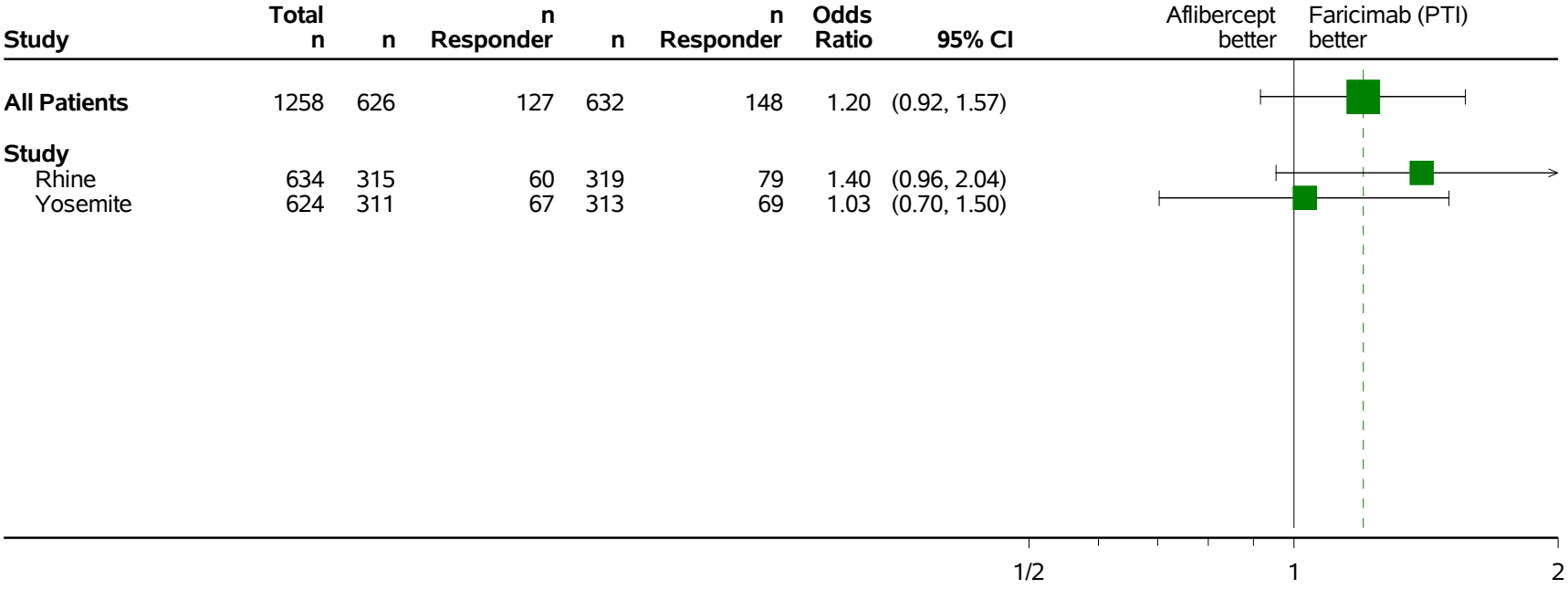

Only patients with at least one value are used for analysis. For stratification Asia and rest of the world regions are combined due to a small number of enrolled patients.
Early Termination (ET) visit was mapped to closest regular visit.
Treatment policy strategy was applied to non-COVID-19 related and hypothetical strategy was applied to COVID-19 related intercurrent events. COVID-19 related intercurrent events are:
Disc. of Treatment due to COVID-19, Prohibited Treatment/Therapy due to COVID-19, Missed Dose at Week 44,48 or 52 due to COVID-19 and COVID-19 Death.
Clinical cut-off: YOSEMITE 01NOV2021 and RHINE 28OCT2021
Program: root/clinical_studies/RO6867461/CDT70122/share/ACE_pool_DME_Base/prod/program/g_forest_or.sas
Output: root/clinical_studies/RO6867461/CDT70122/share/ACE_pool_DME_CSR_Final/prod/output_bc/g_forest_or_str_QSBOP15I_W56_PREST_ITBC_OCTNOV2021_DME.pdf 30SEP2022 13:54

POPULATION: Intent-to-Treat Population B vs. C
ENDPOINT: Proportion of Patients with a >=15-point improvement from baseline in NEI VFQ-25 Ocular Pain subscale through Week 56
MODEL: Stratified Analysis by Study, Baseline BCVA ETDRS letter score, Prior IVT anti-VEGF therapy, Geographic region (combined)
STUDY: GR40349 & GR40398
Dichotomous Analysis by Subgroups (Efficacy)

		Faricimab (PTI) (N=632)				Aflibercept (N=627)				Faricimab (PTI) vs. Aflibercept														Aflibercept vs. Faricimab (PTI)			
		Patients		Patients with Event		Patients		Patients with Event		Odds Ratio				Absolute Risk Difference				Relative Risk						Relative Risk			
Name	Level	n	%	n	%	n	%	n	%	Odds Ratio	Convergence Reason	95% Lower CL	95% Upper CL	Absolute Risk	Convergence Reason	95% Lower CL	95% Upper CL	Relative Risk	Convergence Reason	95% Lower CL	95% Upper CL	(Cochran-Mantel-Haenszel)	p-value (likelihood ratio)	Relative Risk	Convergence Reason	95% Lower CL	95% Upper CL
All	n/a	632	100,0	148	23,4	626	99,8	127	20,3	1,20	Convergence criterion (GCONV=1E-8) satisfied.	0,92	1,57	0,030	Algorithm converged.	-0,016	0,076	1,18	Algorithm converged.	0,94	1,43	0,1855		0,86	Algorithm converged.	0,70	1,06
Sex	Male	396	62,7	83	21,0	364	58,1	72	19,8	1,06	Convergence criterion (GCONV=1E-8) satisfied.	0,74	1,51	0,013	Algorithm converged.	-0,045	0,070	1,06	Algorithm converged.	0,80	1,41	0,7465	0,3340	0,94	Algorithm converged.	0,73	1,25
	Female	236	37,3	65	27,5	262	41,8	55	21,0	1,39	Convergence criterion (GCONV=1E-8) satisfied.	0,92	2,10	0,061	Algorithm converged.	-0,014	0,137	1,31	Algorithm converged.	0,96	1,79	0,1149		0,76	Algorithm converged.	0,58	1,04
Age	< 65 years	352	55,7	79	22,4	363	57,9	81	22,3	1,03	Convergence criterion (GCONV=1E-8) satisfied.	0,72	1,46	0,004	Algorithm converged.	-0,057	0,065	1,01	Algorithm converged.	0,73	1,33	0,8802	0,0960	0,99	Algorithm converged.	0,75	1,31
	>= 65 years	280	44,3	69	24,6	263	41,9	46	17,5	1,61	Convergence criterion (GCONV=1E-8) satisfied.	1,05	2,47	0,061	Algorithm converged.	-0,007	0,129	1,48	Algorithm converged.	1,06	2,06	0,0267		0,67	Algorithm converged.	0,49	0,94
Age	< 75 years	577	91,3	132	22,9	571	91,1	111	19,4	1,23	Convergence criterion (GCONV=1E-8) satisfied.	0,93	1,64	0,034	Algorithm converged.	-0,014	0,081	1,18	Algorithm converged.	0,94	1,48	0,1493	0,6456	0,85	Algorithm converged.	0,68	1,06
	>= 75 years	55	8,7	16	29,1	55	8,8	16	29,1	0,89	Convergence criterion (GCONV=1E-8) satisfied.	0,38	2,09	-0,013	Algorithm converged.	-0,175	0,150	1,03	Algorithm converged.	0,58	1,82	0,7927		0,97	Algorithm converged.	0,55	1,71
Baseline BCVA ETDRS letter score	< 64 letters	281	44,5	67	23,8	284	45,3	65	22,9	1,05	Convergence criterion (GCONV=1E-8) satisfied.	0,71	1,55	0,011	Algorithm converged.	-0,059	0,081	1,04	Algorithm converged.	0,77	1,40	0,8120	0,3302	0,96	Algorithm converged.	0,73	1,30
	>= 64 letters	349	55,2	81	23,2	342	54,5	62	18,1	1,37	Convergence criterion (GCONV=1E-8) satisfied.	0,94	1,98	0,046	Algorithm converged.	-0,014	0,106	1,29	Algorithm converged.	0,96	1,73	0,0988		0,78	Algorithm converged.	0,58	1,04
	Missing	2	0,3	0	0,0	0	0,0	0	0,0	NE	NE	NE	NE	NE	NE	NE	NE	NE	NE	NE	NE	NE		NE	NE	NE	NE
Geographic region	Europe	219	34,7	63	28,8	219	34,9	42	19,2	1,68	Convergence criterion (GCONV=1E-8) satisfied.	1,07	2,62	0,095	Algorithm converged.	0,015	0,176	1,49	Algorithm converged.	1,06	2,11	0,0221	0,1807	0,67	Algorithm converged.	0,48	0,94
	America	344	54,4	76	22,1	339	54,1	75	22,1	0,99	Convergence criterion (GCONV=1E-8) satisfied.	0,69	1,42	-0,002	Algorithm converged.	-0,064	0,061	1,00	Algorithm converged.	0,76	1,33	0,9644		1,00	Algorithm converged.	0,75	1,32
	Asia Pacific (inc. Australia)	69	10,9	9	13,0	68	10,8	10	14,7	0,88	Convergence criterion (GCONV=1E-8) satisfied.	0,34	2,33	-0,056	Algorithm converged.	-0,188	0,076	0,93	Algorithm converged.	0,40	2,16	0,8014		1,07	Algorithm converged.	0,46	2,48
Race/ethnicity	White	489	77,4	114	23,3	505	80,5	104	20,6	1,18	Convergence criterion (GCONV=1E-8) satisfied.	0,86	1,57	0,022	Algorithm converged.	-0,030	0,073	1,14	Algorithm converged.	0,90	1,44	0,3316	0,2474	0,88	Algorithm converged.	0,69	1,11
	Asian	62	9,8	9	14,5	59	9,4	10	16,9		* NE			-0,076	Algorithm converged.	-0,239	0,086		* ERROR: The mean parameter is either invalid or at a limit of its range for some observations.						* ERROR: The mean parameter is either invalid or at a limit of its range for some observations.		
	Other	55	8,7	20	36,4	47	7,5	9	19,1	2,47	Convergence criterion (GCONV=1E-8) satisfied.	0,94	6,50	0,172	Algorithm converged.	0,000	0,343	2,97	Algorithm converged.	1,04	4,14	0,0613		0,48	Algorithm converged.	0,24	0,97
	Unknown	26	4,1	5	19,2	15	2,4	4	26,7	0,83	Convergence criterion (GCONV=1E-8) satisfied.	0,15	4,68		* WARNING: The relative Hessian convergence criterion of 0.067184822 is greater than the limit of 0.0001. The convergence is questionable.			0,82	Algorithm converged.	0,27	2,53	0,8345		1,22	Algorithm converged.	0,40	3,74
Baseline HbA1c	<=8%	404	63,9	90	22,3	399	63,6	77	19,3	1,18	Convergence criterion (GCONV=1E-8) satisfied.	0,84	1,66	0,027	Algorithm converged.	-0,029	0,083	1,18	Algorithm converged.	0,88	1,51	0,3485	0,9120	0,87	Algorithm converged.	0,66	1,13
	>8%	221	35,0	56	25,3	222	35,4	48	21,6	1,23	Convergence criterion (GCONV=1E-8) satisfied.	0,78	1,91	0,042	Algorithm converged.	-0,036	0,120	1,18	Algorithm converged.	0,84	1,65	0,3711		0,85	Algorithm converged.	0,61	1,19
	Missing	7	1,1	2	28,6	5	0,8	2	40,0	0,00	Convergence criterion (GCONV=1E-8) satisfied.	0,00	NE		* WARNING: Negative of Hessian not positive definite.				* WARNING: The relative Hessian convergence criterion of 33.078619689 is greater than the limit of 0.0001. The convergence is questionable.						* WARNING: The relative Hessian convergence criterion of 33.078619689 is greater than the limit of 0.0001. The convergence is questionable.		
Prior IVT anti-VEGF therapy	Yes	133	21,0	31	23,3	137	21,9	21	15,3	1,64	Convergence criterion (GCONV=1E-8) satisfied.	0,89	3,02	0,087	Algorithm converged.	-0,008	0,181	1,50	Algorithm converged.	0,91	2,48	0,1123	0,2292	0,67	Algorithm converged.	0,40	1,10
	No	499	79,0	117	23,4	489	78,0	106	21,7	1,15	Convergence criterion (GCONV=1E-8) satisfied.	0,82	1,49	0,013	Algorithm converged.	-0,039	0,065	1,09	Algorithm converged.	0,86	1,37	0,5132		0,92	Algorithm converged.	0,73	1,16
Baseline DR severity	<47	365	57,8	93	25,5	361	57,6	64	17,7	1,60	Convergence criterion (GCONV=1E-8) satisfied.	1,11	2,29	0,078	Algorithm converged.	0,020	0,136	1,43	Algorithm converged.	1,08	1,90	0,0106	0,0390	0,70	Algorithm converged.	0,53	0,92
	47 - 53	198	31,3	38	19,2	208	33,2	47	22,6	0,86	Convergence criterion (GCONV=1E-8) satisfied.	0,53	1,39	-0,018	Algorithm converged.	-0,099	0,063	0,83	Algorithm converged.	0,57	1,22	0,5281		1,20	Algorithm converged.	0,82	1,75
	>53	58	9,2	14	24,1	38	6,1	13	34,2	0,52	Convergence criterion (GCONV=1E-8) satisfied.	0,20	1,36		* WARNING: The relative Hessian convergence criterion of 0.1141184642 is greater than the limit of 0.0001. The convergence is questionable.			0,59	Algorithm converged.	0,32	1,08	0,1776		1,69	Algorithm converged.	0,92	3,09
	Missing	11	1,7	3	27,3	19	3,0	3	15,8	>999.99	Convergence criterion (GCONV=1E-8) satisfied.	0,00	NE		* ERROR: The mean parameter is either invalid or at a limit of its range for some observations.				* WARNING: The relative Hessian convergence criterion of 0.2321472508 is greater than the limit of 0.0001. The convergence is questionable.						* WARNING: The relative Hessian convergence criterion of 0.2321472508 is greater than the limit of 0.0001. The convergence is questionable.		
Baseline DR severity	<=53	563	89,1	131	23,3	569	90,7	111	19,5	1,25	Convergence criterion (GCONV=1E-8) satisfied.	0,94	1,66	0,036	Algorithm converged.	-0,012	0,084	1,19	Algorithm converged.	0,95	1,49	0,1271	0,1507	0,84	Algorithm converged.	0,67	1,05
	>53	58	9,2	14	24,1	38	6,1	13	34,2	0,52	Convergence criterion (GCONV=1E-8) satisfied.	0,20	1,36		* WARNING: The relative Hessian convergence criterion of 0.1141184642 is greater than the limit of 0.0001. The convergence is questionable.			0,59	Algorithm converged.	0,32	1,08	0,1776		1,69	Algorithm converged.	0,92	3,09
	Missing	11	1,7	3	27,3	19	3,0	3	15,8	>999.99	Convergence criterion (GCONV=1E-8) satisfied.	0,00	NE		* ERROR: The mean parameter is either invalid or at a limit of its range for some observations.				* WARNING: The relative Hessian convergence criterion of 0.2321472508 is greater than the limit of 0.0001. The convergence is questionable.						* WARNING: The relative Hessian convergence criterion of 0.2321472508 is greater than the limit of 0.0001. The convergence is questionable.		
Medical history: renal disease	Yes	63	10,0	16	25,4	45	7,2	6	13,3	1,90	Convergence criterion (GCONV=1E-8) satisfied.	0,66	5,44		* WARNING: The relative Hessian convergence criterion of 0.005552494 is greater than the limit of 0.0001. The convergence is questionable.			1,89	Algorithm converged.	0,80	4,46	0,2292	0,1964	0,53	Algorithm converged.	0,22	1,25
	No	569	90,0	132	23,2	581	92,7	121	20,8	1,14	Convergence criterion (GCONV=1E-8) satisfied.	0,86	1,51	0,022	Algorithm converged.	-0,026	0,070	1,12	Algorithm converged.	0,90	1,39	0,3452		0,90	Algorithm converged.	0,72	1,11
Medical history: cardiac disease	Yes	511	80,9	124	24,3	498	79,4	103	20,7	1,20	Convergence criterion (GCONV=1E-8) satisfied.	0,89	1,61	0,035	Algorithm converged.	-0,016	0,086	1,17	Algorithm converged.	0,93	1,47	0,2356	0,7624	0,86	Algorithm converged.	0,68	1,08
	No	121	19,1	24	19,8	128	20,4	24	18,8	1,04	Convergence criterion (GCONV=1E-8) satisfied.	0,54	2,01	0,001	Algorithm converged.	-0,101	0,103	1,06	Algorithm converged.	0,64	1,75	0,9133		0,95	Algorithm converged.	0,57	1,57
Medical history: vascular disease	Yes	92	14,6	23	25,0	98	15,6	19	19,4	1,40	Convergence criterion (GCONV=1E-8) satisfied.	0,68	2,88	0,038	Algorithm converged.	-0,088	0,164	1,25	Algorithm converged.	0,74	2,13	0,3635	0,6520	0,80	Algorithm converged.	0,47	1,36
	No	540	85,4	125	23,1	528	84,2	108	20,5	1,17	Convergence criterion (GCONV=1E-8) satisfied.	0,88	1,57	0,026	Algorithm converged.	-0,024	0,075	1,13	Algorithm converged.	0,90	1,42	0,2856		0,88	Algorithm converged.	0,70	1,11
Study	Rhine	319	50,5	79	24,8	315	50,2	60	19,0	1,40	Convergence criterion (GCONV=1E-8) satisfied.	0,94	2,04	0,048	Algorithm converged.	-0,016	0,112	1,32	Algorithm converged.	0,98	1,77	0,0843	0,2602	0,76	Algorithm converged.	0,58	1,02
	Yosemite	313	49,5	69	22,0	311	49,6	67	21,5	1,03	Convergence criterion (GCONV=1E-8) satisfied.	0,70	1,50	0,006	Algorithm converged.	-0,059	0,070	1,02	Algorithm converged.	0,76	1,38	0,8879		0,98	Algorithm converged.	0,73	1,31

Test for interaction based on RR (Log-binomial regression)
* indicates convergence problem. Result is uninterpretable.
Only patients with at least one value are used for analysis. For stratification Asia and rest of the world regions are combined due to a small number of enrolled patients. The stratification factor is excluded if it is the subgroup. OR is computed by stratified analysis, RR and ARD by adjusted analysis.
Early Termination (ET) visit was mapped to closest regular visit.
Treatment policy strategy was applied to non-COVID-19 related and hypothetical strategy was applied to COVID-19 related intercurrent events. COVID-19 related intercurrent events are: Disc. of Treatment due to COVID-19, Prohibited Treatment/Therapy due to COVID-19, Missed Dose at Week 44,48 or 52 due to COVID-19 and COVID-19 Death.
Clinical cut-off: YOSEMITE 01NOV2021 and RHINE 28OCT2021

Program: root/clinical_studies/RO6867461/CDT70122/share/ACE_pool_DME_CSR_Final/prod/program/t_eff_resp.sas
Output: root/clinical_studies/RO6867461/CDT70122/share/ACE_pool_DME_CSR_Final/prod/output_bc/t_eff_resp_sg_str_QSBOP15I_W56_PREST_ITBC_OCTNOV2021_DME.xls
27MAR2022 0:22

POPULATION: Intent-to-Treat Population B vs. C
ENDPOINT: Proportion of Patients with a >=15-point improvement from baseline in NEI VFQ-25 Ocular Pain subscale throughout the Entire Study
MODEL: Stratified Analysis by Study, Baseline BCVA ETDRS letter score, Prior IVT anti-VEGF therapy, Geographic region (combined)
STUDY: GR40349 & GR40398
Dichotomous Analysis (Efficacy)

		Faricimab (PTI) (N=632)				Aflibercept (N=627)				Faricimab (PTI) vs. Aflibercept																Aflibercept vs. Faricimab (PTI)			
		Patients		Patients with Event		Patients		Patients with Event		Odds Ratio										Absolute Risk Difference				Relative Risk						Relative Risk			
Name	Level	n	%	n	%	n	%	n	%	Odds Ratio		Convergence Reason	95% Lower CL	95% Upper CL	Absolute Risk		Convergence Reason	95% Lower CL	95% Upper CL	Relative Risk		Convergence Reason	95% Lower CL	95% Upper CL	p-value (Cochran-Mantel-Haenszel)	Interaction Test p-value (likelihood ratio)	Relative Risk		Convergence Reason	95% Lower CL	95% Upper CL
All	n/a	632	100,0	172	27,2	626	99,8	148	23,6	1,21		Convergence criterion (GCONV=1E-8) satisfied.	0,93	1,56	0,034		Algorithm converged.	-0,014	0,081	1,16		Algorithm converged.	0,96	1,40	0,1497		0,86		Algorithm converged.	0,72	1,04
Study	Rhine	319	50,5	92	28,8	315	50,2	73	23,2	1,34		Convergence criterion (GCONV=1E-8) satisfied.	0,94	1,92	0,043		Algorithm converged.	-0,019	0,116	1,26		Algorithm converged.	0,97	1,64	0,1060	0,4035	0,79		Algorithm converged.	0,61	1,03
	Yosemite	313	49,5	80	25,6	311	49,6	75	24,1	1,08		Convergence criterion (GCONV=1E-8) satisfied.	0,75	1,55	0,015		Algorithm converged.	-0,053	0,082	1,06		Algorithm converged.	0,81	1,39	0,6802		0,94		Algorithm converged.	0,72	1,24

Test for interaction based on RR (Log-binomial regression)
* indicates convergence problem. Result is uninterpretable.
Only patients with at least one value are used for analysis. For stratification Asia and rest of the world regions are combined due to a small number of enrolled patients. The stratification factor is excluded if it is the subgroup. OR is computed by stratified analysis, RR and ARD by adjusted analysis.
Early Termination (ET) visit was mapped to closest regular visit.
Treatment policy strategy was applied to non-COVID-19 related and hypothetical strategy was applied to COVID-19 related intercurrent events. COVID-19 related intercurrent events are: Disc. of Treatment due to COVID-19, Prohibited Treatment/Therapy due to COVID-19, Missed Dose at Week 88,92 or 96 due to COVID-19 and COVID-19 Death.
Clinical cut-off: YOSEMITE 01NOV2021 and RHINE 28OCT2021

Program: root/clinical_studies/RO6867461/CDT70122/share/ACE_pool_DME_CSR_Final/prod/program/t_eff_resp.sas
Output: root/clinical_studies/RO6867461/CDT70122/share/ACE_pool_DME_CSR_Final/prod/output_bc/t_eff_resp_str_QSBOP15I_PREST_ITBC_OCTNOV2021_DME.xls
27MAR2022 6:25

POPULATION: Intent-to-Treat Population B vs. C
ENDPOINT: Proportion of Patients with a >=15-point improvement from baseline in NEI VFQ-25 Ocular Pain subscale throughout the Entire Study
MODEL: Adjusted Analysis by Study, Baseline BCVA ETDRS letter score, Prior IVT anti-VEGF therapy, Geographic region
STUDY: GR40349 & GR40398
Forest Plot of Relative Risk

Study	Total n	Aflibercept (N=627) n	Aflibercept (N=627) n Responder	Faricimab (PTI) (N=632) n	Faricimab (PTI) (N=632) n Responder	Relative Risk	95% CI
All Patients	1258	626	148	632	172	1.16	(0.96, 1.40)
Study							
Rhine	634	315	73	319	92	1.26	(0.97, 1.64)
Yosemite	624	311	75	313	80	1.06	(0.81, 1.39)

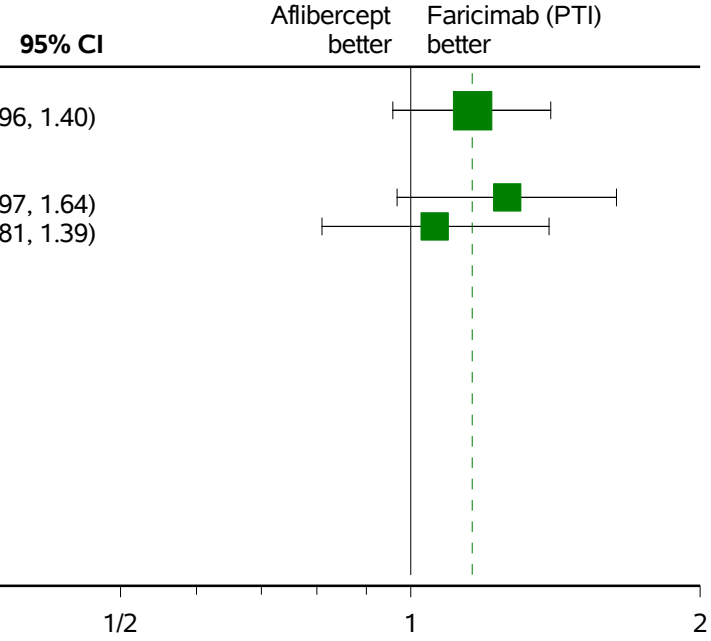

Only patients with at least one value are used for analysis. For adjustment Asia and rest of the world regions are combined due to a small number of enrolled patients.
The adjustment factor is excluded if it is the subgroup.
Early Termination (ET) visit was mapped to closest regular visit.
Treatment policy strategy was applied to non-COVID-19 related and hypothetical strategy was applied to COVID-19 related intercurrent events. COVID-19 related intercurrent events are:
Disc. of Treatment due to COVID-19, Prohibited Treatment/Therapy due to COVID-19, Missed Dose at Week 88,92 or 96 due to COVID-19 and COVID-19 Death.
Clinical cut-off: YOSEMITE 01NOV2021 and RHINE 28OCT2021
Program: root/clinical_studies/RO6867461/CDT70122/share/ACE_pool_DME_Base/prod/program/g_forest_rr.sas
Output: root/clinical_studies/RO6867461/CDT70122/share/ACE_pool_DME_CSR_Final/prod/output_bc/g_forest_rr_str_QSBOP15I_PREST_ITBC_OCTNOV2021_DME.pdf 06OCT2022 18:58

POPULATION: Intent-to-Treat Population B vs. C
ENDPOINT: Proportion of Patients with a >=15-point improvement from baseline in NEI VFQ-25 Ocular Pain subscale throughout the Entire Study
MODEL: Stratified Analysis by Study, Baseline BCVA ETDRS letter score, Prior IVT anti-VEGF therapy, Geographic region
STUDY: GR40349 & GR40398
Forest Plot of Odds Ratio

		Aflibercept (N=627)		Faricimab (PTI) (N=632)				
Study	**Total n**	**n**	**n Responder**	**n**	**n Responder**	**Odds Ratio**	**95% CI**	Aflibercept better / Faricimab (PTI) better
All Patients	1258	626	148	632	172	1.21	(0.93, 1.56)	
Study								
Rhine	634	315	73	319	92	1.34	(0.94, 1.92)	
Yosemite	624	311	75	313	80	1.08	(0.75, 1.55)	

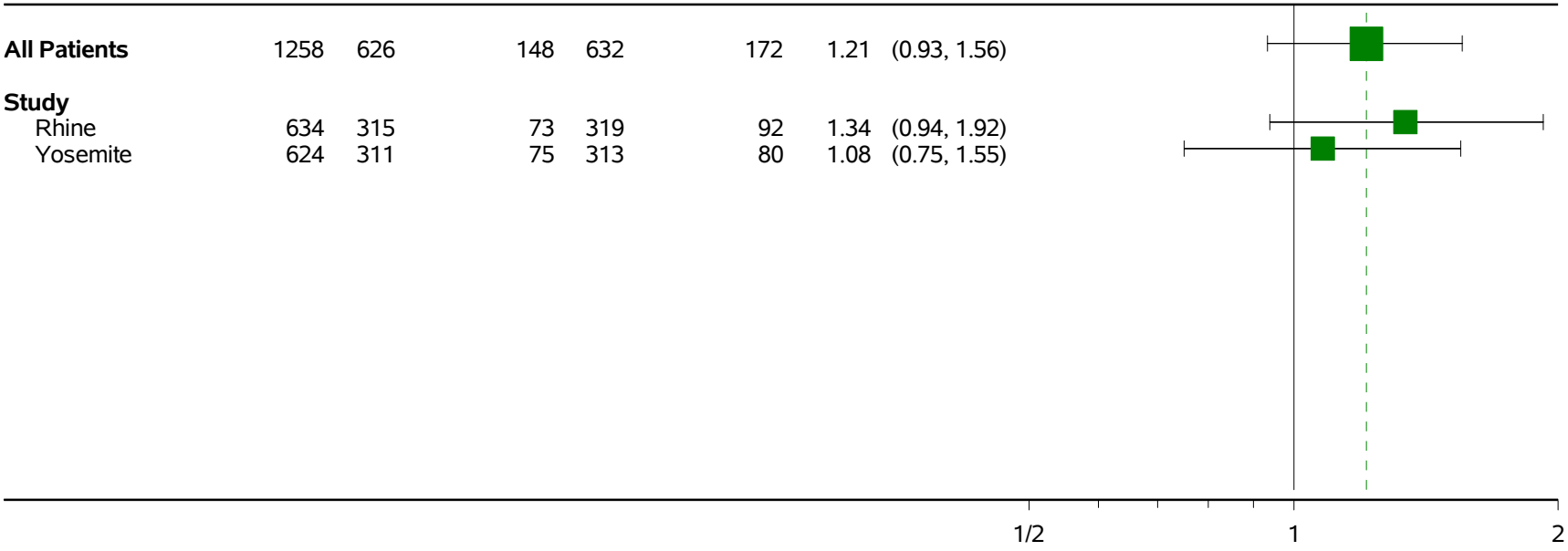

Only patients with at least one value are used for analysis. For stratification Asia and rest of the world regions are combined due to a small number of enrolled patients.
Early Termination (ET) visit was mapped to closest regular visit.
Treatment policy strategy was applied to non-COVID-19 related and hypothetical strategy was applied to COVID-19 related intercurrent events. COVID-19 related intercurrent events are:
Disc. of Treatment due to COVID-19, Prohibited Treatment/Therapy due to COVID-19, Missed Dose at Week 88,92 or 96 due to COVID-19 and COVID-19 Death.
Clinical cut-off: YOSEMITE 01NOV2021 and RHINE 28OCT2021
Program: root/clinical_studies/RO6867461/CDT70122/share/ACE_pool_DME_Base/prod/program/g_forest_or.sas
Output: root/clinical_studies/RO6867461/CDT70122/share/ACE_pool_DME_CSR_Final/prod/output_bc/g_forest_or_str_QSBOP15I_PREST_ITBC_OCTNOV2021_DME.pdf 30SEP2022 13:55

POPULATION: Intent-to-Treat Population B vs. C
ENDPOINT: Proportion of Patients with a >=15-point improvement from baseline in NEI VFQ-25 Ocular Pain subscale throughout the Entire Study
MODEL: Stratified Analysis by Study, Baseline BCVA ETDRS letter score, Prior IVT anti-VEGF therapy, Geographic region (combined)
STUDY: GR40349 & GR40398
Dichotomous Analysis by Subgroups (Efficacy)

		Faricimab (PTI) (N=632)				Aflibercept (N=627)				Faricimab (PTI) vs. Aflibercept														Aflibercept vs. Faricimab (PTI)			
		Patients		Patients with Event		Patients		Patients with Event		Odds Ratio				Absolute Risk Difference					Relative Risk					Relative Risk			
Name	Level	n	%	n	%	n	%	n	%	Odds Ratio	Convergence Reason	95% Lower CL	95% Upper CL	Absolute Risk	Convergence Reason	95% Lower CL	95% Upper CL		Relative Risk	95% Lower CL	95% Upper CL	p-value (Cochran-Mantel Haenszel)	Interaction Test p-value (likelihood ratio)	Relative Risk	Convergence Reason	95% Lower CL	95% Upper CL
All	n/a	632	100,0	172	27,2	626	99,8	148	23,6	1,21	Convergence criterion (GCONV=1E-8) satisfied.	0,93	1,56	0,034	Algorithm converged.	-0,014	0,081		1,16	Algorithm converged.	0,98	1,40	0,1497		0,86	Algorithm converged.	0,72	1,04
Sex	Male	396	62,7	98	24,7	364	58,1	83	22,8	1,09	Convergence criterion (GCONV=1E-8) satisfied.	0,78	1,53	0,021	Algorithm converged.	-0,040	0,081		1,08	Algorithm converged.	0,85	1,41	0,6070	0,4613	0,92	Algorithm converged.	0,71	1,18
	Female	236	37,3	74	31,4	262	41,8	65	24,8	1,34	Convergence criterion (GCONV=1E-8) satisfied.	0,91	1,98	0,059	Algorithm converged.	-0,020	0,138		1,26	Algorithm converged.	0,95	1,67	0,1419		0,79	Algorithm converged.	0,60	1,05
Age	< 65 years	352	55,7	92	26,1	363	57,9	93	25,6	1,04	Convergence criterion (GCONV=1E-8) satisfied.	0,74	1,45	0,007	Algorithm converged.	-0,058	0,071		1,02	Algorithm converged.	0,79	1,31	0,8261	0,1015	0,98	Algorithm converged.	0,77	1,26
	>= 65 years	280	44,3	80	28,6	263	41,9	55	20,9	1,60	Convergence criterion (GCONV=1E-8) satisfied.	1,07	2,40	0,067	Algorithm converged.	-0,004	0,137		1,43	Algorithm converged.	1,07	1,92	0,0215		0,70	Algorithm converged.	0,52	0,94
Age	< 75 years	577	91,3	151	26,2	571	91,1	131	22,9	1,19	Convergence criterion (GCONV=1E-8) satisfied.	0,91	1,56	0,031	Algorithm converged.	-0,019	0,080		1,14	Algorithm converged.	0,93	1,40	0,2025	0,7272	0,87	Algorithm converged.	0,71	1,07
	>= 75 years	55	8,7	21	38,2	55	8,8	17	30,9	1,25	Convergence criterion (GCONV=1E-8) satisfied.	0,56	2,81	0,068	Algorithm converged.	-0,105	0,240		1,27	Algorithm converged.	0,76	2,11	0,5880		0,79	Algorithm converged.	0,47	1,31
Baseline BCVA ETDRS letter score	< 64 letters	281	44,5	78	27,8	284	45,3	79	27,8	0,99	Convergence criterion (GCONV=1E-8) satisfied.	0,69	1,43	-0,003	Algorithm converged.	-0,076	0,070		1,01	Algorithm converged.	0,77	1,31	0,9641	0,1308	0,99	Algorithm converged.	0,76	1,29
	>= 64 letters	349	55,2	94	26,9	342	54,5	69	20,2	1,40	Convergence criterion (GCONV=1E-8) satisfied.	1,02	2,07	0,065	Algorithm converged.	0,002	0,128		1,24	Algorithm converged.	1,00	1,76	0,0369		0,74	Algorithm converged.	0,57	0,98
	Missing	2	0,3	0	0,0	0	0,0	0	0,0	NE		NE	NE	NE	NE	NE	NE		NE	NE	NE	NE			NE	NE	NE	NE
Geographic region	Europe	219	34,7	75	34,2	219	34,9	51	23,3	1,68	Convergence criterion (GCONV=1E-8) satisfied.	1,11	2,56	0,113	Algorithm converged.	0,028	0,197		1,43	Algorithm converged.	1,07	1,96	0,0141	0,1038	0,69	Algorithm converged.	0,51	0,94
	America	344	54,4	87	25,3	339	54,1	83	24,5	1,04	Convergence criterion (GCONV=1E-8) satisfied.	0,73	1,47	0,009	Algorithm converged.	-0,056	0,074		1,02	Algorithm converged.	0,80	1,34	0,8366		0,97	Algorithm converged.	0,75	1,26
	Asia Pacific (inc. Australia)	69	10,9	10	14,5	68	10,8	14	20,6	0,66	Convergence criterion (GCONV=1E-8) satisfied.	0,27	1,65	-0,055	Algorithm converged.	-0,187	0,076		0,76	Algorithm converged.	0,37	1,55	0,3779		1,32	Algorithm converged.	0,65	2,71
Race/ethnicity	White	489	77,4	134	27,4	505	80,5	119	23,6	1,22	Convergence criterion (GCONV=1E-8) satisfied.	0,91	1,62	0,033	Algorithm converged.	-0,021	0,087		1,17	Algorithm converged.	0,95	1,45	0,1786	0,3427	0,85	Algorithm converged.	0,69	1,05
	Asian	62	9,8	12	19,4	59	9,4	13	22,0	0,80	Convergence criterion (GCONV=1E-8) satisfied.	0,23	1,53	-0,060	Algorithm converged.	-0,207	0,086		*	ERROR: The mean parameter is either invalid or at a limit of its range for some observations.						ERROR: The mean parameter is either invalid or at a limit of its range for some observations.		
	Other	55	8,7	21	38,2	47	7,5	11	23,4	2,16	Convergence criterion (GCONV=1E-8) satisfied.	0,85	5,49	0,152	Algorithm converged.	-0,028	0,332		1,84	Algorithm converged.	1,00	3,41	0,1021		0,54	Algorithm converged.	0,29	1,00
	Unknown	26	4,1	5	19,2	15	2,4	5	33,3	0,49	Convergence criterion (GCONV=1E-8) satisfied.	0,10	2,50		* WARNING: The relative Hessian convergence criterion of 0.0076359369 is greater than the limit of 0.0001. The convergence is questionable.				0,65	Algorithm converged.	0,22	1,92	0,3877		1,54	Algorithm converged.	0,52	4,57
Baseline HbA1c	<=8%	404	63,9	108	26,7	399	63,6	88	22,1	1,27	Convergence criterion (GCONV=1E-8) satisfied.	0,92	1,76	0,043	Algorithm converged.	-0,016	0,102		1,21	Algorithm converged.	0,93	1,55	0,1499	0,6681	0,83	Algorithm converged.	0,65	1,05
	>8%	221	35,0	62	28,1	222	35,4	57	25,7	1,11	Convergence criterion (GCONV=1E-8) satisfied.	0,73	1,70	0,026	Algorithm converged.	-0,056	0,107		1,10	Algorithm converged.	0,83	1,50	0,6240		0,91	Algorithm converged.	0,67	1,23
	Missing	7	1,1	2	28,6	5	0,8	3	60,0	0,00	Convergence criterion (GCONV=1E-8) satisfied.	0,00	NE		* ERROR: Error in computing the link function, its derivatives, or the variance function.					* WARNING: The relative Hessian convergence criterion of 437.05389995 is greater than the limit of 0.0001. The convergence is questionable.						* WARNING: The relative Hessian convergence criterion of 437.05389995 is greater than the limit of 0.0001. The convergence is questionable.		
Prior IVT anti-VEGF therapy	Yes	133	21,0	32	24,1	137	21,9	25	18,2	1,39	Convergence criterion (GCONV=1E-8) satisfied.	0,77	2,49	0,063	Algorithm converged.	-0,035	0,161		1,31	Algorithm converged.	0,82	2,08	0,2703	0,5280	0,76	Algorithm converged.	0,48	1,22
	No	499	79,0	140	28,1	489	78,0	123	25,2	1,16	Convergence criterion (GCONV=1E-8) satisfied.	0,87	1,54	0,025	Algorithm converged.	-0,030	0,079		1,12	Algorithm converged.	0,91	1,38	0,3037		0,89	Algorithm converged.	0,73	1,10
Baseline DR severity	<47	365	57,8	112	30,7	361	57,6	76	21,1	1,67	Convergence criterion (GCONV=1E-8) satisfied.	1,19	2,34	0,095	Algorithm converged.	0,033	0,157		1,45	Algorithm converged.	1,13	1,86	0,0030	0,0095	0,69	Algorithm converged.	0,54	0,88
	47 - 53	198	31,3	42	21,2	208	33,2	55	26,4	0,79	Convergence criterion (GCONV=1E-8) satisfied.	0,50	1,25	-0,046	Algorithm converged.	-0,130	0,038		0,79	Algorithm converged.	0,56	1,12	0,3122		1,26	Algorithm converged.	0,89	1,79
	>53	58	9,2	15	25,9	38	6,1	14	36,8	0,52	Convergence criterion (GCONV=1E-8) satisfied.	0,20	1,35		* WARNING: The relative Hessian convergence criterion of 0.0641150177 is greater than the limit of 0.0001. The convergence is questionable.				0,62	Algorithm converged.	0,33	1,09	0,1786		1,62	Algorithm converged.	0,92	2,87
	Missing	11	1,7	3	27,3	19	3,0	3	15,8	>999.99	Convergence criterion (GCONV=1E-8) satisfied.	0,00	NE		* ERROR: The mean parameter is either invalid or at a limit of its range for some observations.					* WARNING: The relative Hessian convergence criterion of 0.2321472508 is greater than the limit of 0.0001. The convergence is questionable.						* WARNING: The relative Hessian convergence criterion of 0.2321472508 is greater than the limit of 0.0001. The convergence is questionable.		
Baseline DR severity	<=53	563	89,1	154	27,4	569	90,7	131	23,0	1,26	Convergence criterion (GCONV=1E-8) satisfied.	0,96	1,65	0,041	Algorithm converged.	-0,009	0,092		1,19	Algorithm converged.	0,97	1,45	0,0939	0,1255	0,84	Algorithm converged.	0,69	1,03
	>53	58	9,2	15	25,9	38	6,1	14	36,8	0,52	Convergence criterion (GCONV=1E-8) satisfied.	0,20	1,35		* WARNING: The relative Hessian convergence criterion of 0.0641150177 is greater than the limit of 0.0001. The convergence is questionable.				0,62	Algorithm converged.	0,33	1,09	0,1786		1,62	Algorithm converged.	0,92	2,87
	Missing	11	1,7	3	27,3	19	3,0	3	15,8	>999.99	Convergence criterion (GCONV=1E-8) satisfied.	0,00	NE		* ERROR: The mean parameter is either invalid or at a limit of its range for some observations.					* WARNING: The relative Hessian convergence criterion of 0.2321472508 is greater than the limit of 0.0001. The convergence is questionable.						* WARNING: The relative Hessian convergence criterion of 0.2321472508 is greater than the limit of 0.0001. The convergence is questionable.		
Medical history: renal disease	Yes	63	10,0	18	28,6	45	7,2	7	15,6	2,01	Convergence criterion (GCONV=1E-8) satisfied.	0,74	5,48		* WARNING: The relative Hessian convergence criterion of 0.0056011971 is greater than the limit of 0.0001. The convergence is questionable.				1,82	Algorithm converged.	0,83	3,98	0,1688	0,1878	0,55	Algorithm converged.	0,25	1,21
	No	569	90,0	154	27,1	581	92,7	141	24,3	1,15	Convergence criterion (GCONV=1E-8) satisfied.	0,88	1,50	0,026	Algorithm converged.	-0,025	0,076		1,12	Algorithm converged.	0,92	1,36	0,2926		0,89	Algorithm converged.	0,73	1,09
Medical history: cardiac disease	Yes	511	80,9	144	28,2	498	79,4	117	23,5	1,25	Convergence criterion (GCONV=1E-8) satisfied.	0,94	1,65	0,045	Algorithm converged.	-0,009	0,098		1,19	Algorithm converged.	0,97	1,47	0,1287	0,4046	0,84	Algorithm converged.	0,68	1,03
	No	121	19,1	28	23,1	128	20,4	31	24,2	0,93	Convergence criterion (GCONV=1E-8) satisfied.	0,51	1,75	-0,020	Algorithm converged.	-0,128	0,089		0,94	Algorithm converged.	0,60	1,46	0,8575		1,06	Algorithm converged.	0,68	1,65
Medical history: vascular disease	Yes	92	14,6	26	28,3	98	15,6	24	24,5	1,26	Convergence criterion (GCONV=1E-8) satisfied.	0,64	2,47	0,011	Algorithm converged.	-0,123	0,144		1,16	Algorithm converged.	0,73	1,85	0,5072	0,9772	0,86	Algorithm converged.	0,54	1,37
	No	540	85,4	146	27,0	528	84,2	124	23,5	1,21	Convergence criterion (GCONV=1E-8) satisfied.	0,91	1,59	0,034	Algorithm converged.	-0,018	0,086		1,16	Algorithm converged.	0,94	1,42	0,1837		0,87	Algorithm converged.	0,70	1,06
Study	Rhine	319	50,5	92	28,8	313	50,2	73	23,2	1,34	Convergence criterion (GCONV=1E-8) satisfied.	0,94	1,92	0,049	Algorithm converged.	-0,019	0,116		1,24	Algorithm converged.	0,97	1,64	0,1060	0,4035	0,79	Algorithm converged.	0,61	1,03
	Yosemite	313	49,5	80	25,6	313	49,6	75	24,1	1,08	Convergence criterion (GCONV=1E-8) satisfied.	0,75	1,55	0,015	Algorithm converged.	-0,053	0,082		1,06	Algorithm converged.	0,81	1,39	0,6802		0,94	Algorithm converged.	0,72	1,24

Test for interaction based on RR (Log-binomial regression)
* indicates convergence problem. Result is uninterpretable.
Only patients with at least one value are used for analysis. For stratification Asia and rest of the world regions are combined due to a small number of enrolled patients. The stratification factor is excluded if it is the subgroup. OR is computed by stratified analysis, RR and ARD by adjusted analysis.
Early Termination (ET) visit was mapped to closest regular visit.
Treatment policy strategy was applied to non-COVID-19 related and hypothetical strategy was applied to COVID-19 related intercurrent events. COVID-19 related intercurrent events are: Disc. of Treatment due to COVID-19, Prohibited Treatment/Therapy due to COVID-19, Missed Dose at Week 88,92 or 96 due to COVID-19 and COVID-19 Death.
Clinical cut-off: YOSEMITE 01NOV2021 and RHINE 28OCT2021

Program: root/clinical_studies/RO6867461/CDT70122/share/ACE_pool_DME_CSR_Final/prod/program/t_eff_resp.sas
Output: root/clinical_studies/RO6867461/CDT70122/share/ACE_pool_DME_CSR_Final/prod/output_bc/t_eff_resp_sg_str_QSBOP15I_PREST_ITBC_OCTNOV2021_DME.xls
27MAR2022 0:30

POPULATION: Intent-to-Treat Population B vs. C
ENDPOINT: Proportion of Patients with a >=4-point improvement from baseline in NEI VFQ-25 Ocular Pain subscale through Week 56
MODEL: Stratified Analysis by Study, Baseline BCVA ETDRS letter score, Prior IVT anti-VEGF therapy, Geographic region (combined)
STUDY: GR40349 & GR40398
Dichotomous Analysis (Efficacy)

		Faricimab (PTI) (N=632)				Aflibercept (N=627)				Faricimab (PTI) vs. Aflibercept																Aflibercept vs. Faricimab (PTI)			
		Patients		Patients with Event		Patients		Patients with Event		Odds Ratio					Absolute Risk Difference				Relative Risk							Relative Risk			
Name	Level	n	%	n	%	n	%	n	%	Odds Ratio		Convergence Reason	95% Lower CL	95% Upper CL	Absolute Risk		Convergence Reason	95% Lower CL	95% Upper CL	Relative Risk		Convergence Reason	95% Lower CL	95% Upper CL	p-value (Cochran-Mantel-Haenszel)	Interaction Test p-value (likelihood ratio)	Relative Risk		Convergence Reason	95% Lower CL	95% Upper CL
All	n/a	632	100,0	248	39,2	626	99,8	232	37,1	1,09		Convergence criterion (GCONV=1E-8) satisfied.	0,87	1,37	0,021		Algorithm converged.	-0,033	0,074	1,06		Algorithm converged.	0,93	1,23	0,4429		0,94		Algorithm converged.	0,82	1,08
Study	Rhine	319	50,5	130	40,8	315	50,2	113	35,9	1,23		Convergence criterion (GCONV=1E-8) satisfied.	0,89	1,69	0,047		Algorithm converged.	-0,028	0,122	1,14		Algorithm converged.	0,94	1,39	0,2150	0,3313	0,87		Algorithm converged.	0,72	1,06
	Yosemite	313	49,5	118	37,7	311	49,6	119	38,3	0,97		Convergence criterion (GCONV=1E-8) satisfied.	0,71	1,35	-0,007		Algorithm converged.	-0,083	0,069	0,99		Algorithm converged.	0,81	1,21	0,8743		1,01		Algorithm converged.	0,83	1,23

Test for interaction based on RR (Log-binomial regression)
* indicates convergence problem. Result is uninterpretable.
Only patients with at least one value are used for analysis. For stratification Asia and rest of the world regions are combined due to a small number of enrolled patients. The stratification factor is excluded if it is the subgroup. OR is computed by stratified analysis, RR and ARD by adjusted analysis.
Early Termination (ET) visit was mapped to closest regular visit.
Treatment policy strategy was applied to non-COVID-19 related and hypothetical strategy was applied to COVID-19 related intercurrent events. COVID-19 related intercurrent events are: Disc. of Treatment due to COVID-19, Prohibited Treatment/Therapy due to COVID-19, Missed Dose at Week 44,48 or 52 due to COVID-19 and COVID-19 Death.
Clinical cut-off: YOSEMITE 01NOV2021 and RHINE 28OCT2021

Program: root/clinical_studies/RO6867461/CDT70122/share/ACE_pool_DME_CSR_Final/prod/program/t_eff_resp.sas
Output: root/clinical_studies/RO6867461/CDT70122/share/ACE_pool_DME_CSR_Final/prod/output_bc/t_eff_resp_str_QSBOP4I_W56_PREST_ITBC_OCTNOV2021_DME.xls
27MAR2022 4:21

POPULATION: Intent-to-Treat Population B vs. C
ENDPOINT: Proportion of Patients with a >=4-point improvement from baseline in NEI VFQ-25 Ocular Pain subscale through Week 56
MODEL: Adjusted Analysis by Study, Baseline BCVA ETDRS letter score, Prior IVT anti-VEGF therapy, Geographic region
STUDY: GR40349 & GR40398
Forest Plot of Relative Risk

Study	Total n	Aflibercept (N=627) n	Aflibercept (N=627) n Responder	Faricimab (PTI) (N=632) n	Faricimab (PTI) (N=632) n Responder	Relative Risk	95% CI
All Patients	1258	626	232	632	248	1.06	(0.93, 1.23)
Study							
Rhine	634	315	113	319	130	1.14	(0.94, 1.39)
Yosemite	624	311	119	313	118	0.99	(0.81, 1.21)

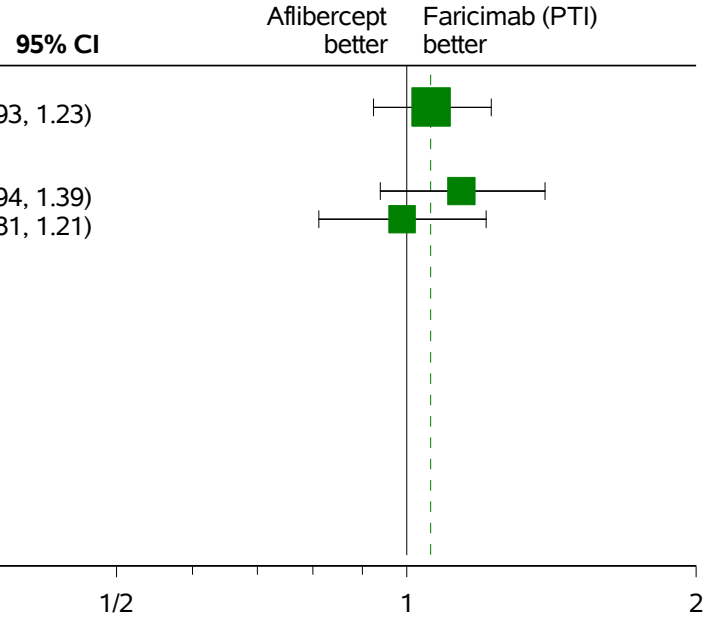

Only patients with at least one value are used for analysis. For adjustment Asia and rest of the world regions are combined due to a small number of enrolled patients.
The adjustment factor is excluded if it is the subgroup.
Early Termination (ET) visit was mapped to closest regular visit.
Treatment policy strategy was applied to non-COVID-19 related and hypothetical strategy was applied to COVID-19 related intercurrent events. COVID-19 related intercurrent events are:
Disc. of Treatment due to COVID-19, Prohibited Treatment/Therapy due to COVID-19, Missed Dose at Week 44,48 or 52 due to COVID-19 and COVID-19 Death.
Clinical cut-off: YOSEMITE 01NOV2021 and RHINE 28OCT2021
Program: root/clinical_studies/RO6867461/CDT70122/share/ACE_pool_DME_Base/prod/program/g_forest_rr.sas
Output: root/clinical_studies/RO6867461/CDT70122/share/ACE_pool_DME_CSR_Final/prod/output_bc/g_forest_rr_str_QSBOP4I_W56_PREST_ITBC_OCTNOV2021_DME.pdf 06OCT2022 18:17

POPULATION: Intent-to-Treat Population B vs. C
ENDPOINT: Proportion of Patients with a >=4-point improvement from baseline in NEI VFQ-25 Ocular Pain subscale through Week 56
MODEL: Stratified Analysis by Study, Baseline BCVA ETDRS letter score, Prior IVT anti-VEGF therapy, Geographic region
STUDY: GR40349 & GR40398
Forest Plot of Odds Ratio

Study	Total n	Aflibercept (N=627) n	Aflibercept (N=627) n Responder	Faricimab (PTI) (N=632) n	Faricimab (PTI) (N=632) n Responder	Odds Ratio	95% CI
All Patients	1258	626	232	632	248	1.09	(0.87, 1.37)
Study							
Rhine	634	315	113	319	130	1.23	(0.89, 1.69)
Yosemite	624	311	119	313	118	0.97	(0.71, 1.35)

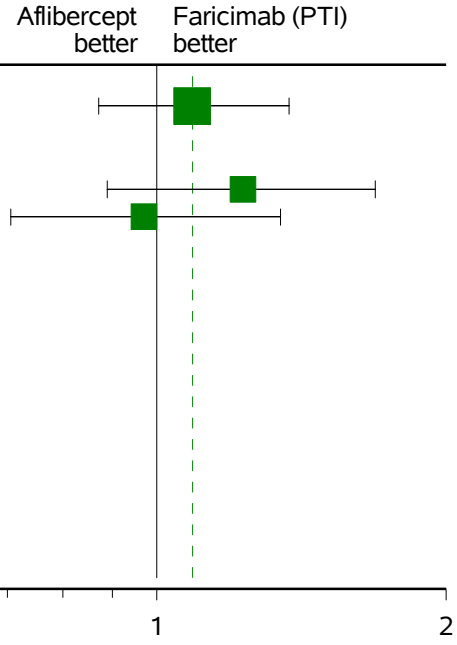

Only patients with at least one value are used for analysis. For stratification Asia and rest of the world regions are combined due to a small number of enrolled patients.
Early Termination (ET) visit was mapped to closest regular visit.
Treatment policy strategy was applied to non-COVID-19 related and hypothetical strategy was applied to COVID-19 related intercurrent events. COVID-19 related intercurrent events are:
Disc. of Treatment due to COVID-19, Prohibited Treatment/Therapy due to COVID-19, Missed Dose at Week 44,48 or 52 due to COVID-19 and COVID-19 Death.
Clinical cut-off: YOSEMITE 01NOV2021 and RHINE 28OCT2021
Program: root/clinical_studies/RO6867461/CDT70122/share/ACE_pool_DME_Base/prod/program/g_forest_or.sas
Output: root/clinical_studies/RO6867461/CDT70122/share/ACE_pool_DME_CSR_Final/prod/output_bc/g_forest_or_str_QSBOP4I_W56_PREST_ITBC_OCTNOV2021_DME.pdf 30SEP2022 13:04

POPULATION: Intent-to-Treat Population B vs. C
ENDPOINT: Proportion of Patients with a >=4-point improvement from baseline in NEI VFQ-25 Ocular Pain subscale through Week 56
MODEL: Stratified Analysis by Study, Baseline BCVA ETDRS letter score, Prior IVT anti-VEGF therapy, Geographic region (combined)
STUDY: GR40349 & GR40398
Dichotomous Analysis by Subgroups (Efficacy)

		Faricimab (PTI) (N=632)				Aflibercept (N=627)				Faricimab (PTI) vs. Aflibercept																Aflibercept vs. Faricimab (PTI)					
		Patients		Patients with Event		Patients		Patients with Event		Odds Ratio				Absolute Risk Difference				Relative Risk								Relative Risk					
Name	Level	n	%	n	%	n	%	n	%	Odds Ratio	Convergence Reason	95% Lower CL	95% Upper CL	Absolute Risk	Convergence Reason	95% Lower CL	95% Upper CL	Relative Risk	Convergence Reason	95% Lower CL	95% Upper CL	p-value (Cochran-Mantel Haenszel)	Interaction Test p-value (likelihood ratio)	Relative Risk	Convergence Reason	95% Lower CL	95% Upper CL
All	n/a	632	100,0	248	39,2	626	99,8	232	37,1	1,09	Convergence criterion (GCONV=1E-8) satisfied.	0,87	1,37	0,021	Algorithm converged.	-0,033	0,074	1,06	Algorithm converged.	0,93	1,23	0,4429		0,94	Algorithm converged.	0,82	1,08
Sex	Male	396	62,7	135	34,1	364	58,1	123	33,8	1,00	Convergence criterion (GCONV=1E-8) satisfied.	0,74	1,36	0,003	Algorithm converged.	-0,064	0,070	1,01	Algorithm converged.	0,83	1,24	0,9741	0,3808	0,99	Algorithm converged.	0,81	1,20
	Female	236	37,3	113	47,9	262	41,8	109	41,6	1,24	Convergence criterion (GCONV=1E-8) satisfied.	0,87	1,77	0,058	Algorithm converged.	-0,029	0,145	1,15	Algorithm converged.	0,95	1,40	0,2401		0,87	Algorithm converged.	0,72	1,05
Age	< 65 years	352	55,7	129	36,6	361	57,9	139	38,3	0,94	Convergence criterion (GCONV=1E-8) satisfied.	0,69	1,27	-0,015	Algorithm converged.	-0,086	0,056	0,96	Algorithm converged.	0,79	1,16	0,6930	0,0904	1,04	Algorithm converged.	0,86	1,26
	>= 65 years	280	44,3	119	42,5	265	41,9	93	35,4	1,41	Convergence criterion (GCONV=1E-8) satisfied.	0,99	2,01	0,071	Algorithm converged.	-0,010	0,151	1,26	Algorithm converged.	1,02	1,55	0,0589		0,79	Algorithm converged.	0,64	0,98
Age	< 75 years	577	91,3	221	38,3	571	91,1	207	36,3	1,09	Convergence criterion (GCONV=1E-8) satisfied.	0,86	1,38	0,019	Algorithm converged.	-0,036	0,075	1,06	Algorithm converged.	0,91	1,23	0,4791	0,8895	0,94	Algorithm converged.	0,81	1,09
	>= 75 years	55	8,7	27	49,1	55	8,8	25	45,5	1,13	Convergence criterion (GCONV=1E-8) satisfied.	0,53	2,44	0,039	Algorithm converged.	-0,145	0,223	1,08	Algorithm converged.	0,73	1,59	0,7518		0,93	Algorithm converged.	0,63	1,37
Baseline BCVA ETDRS letter score	< 64 letters	281	44,5	113	40,9	284	45,3	109	38,4	1,11	Convergence criterion (GCONV=1E-8) satisfied.	0,79	1,55	0,025	Algorithm converged.	-0,055	0,105	1,07	Algorithm converged.	0,88	1,31	0,5594	0,9642	0,93	Algorithm converged.	0,76	1,14
	>= 64 letters	349	55,2	133	38,1	342	54,5	123	36,0	1,09	Convergence criterion (GCONV=1E-8) satisfied.	0,80	1,49	0,020	Algorithm converged.	-0,052	0,091	1,06	Algorithm converged.	0,88	1,29	0,5771		0,94	Algorithm converged.	0,77	1,14
	Missing	2	0,3	0	0,0	0	0,0	0	0,0	NE	NE	NE	NE	NE	NE	NE	NE	NE	NE	NE	NE	NE		NE	NE	NE	NE
Geographic region	Europe	219	34,7	102	46,6	219	34,9	76	34,7	1,62	Convergence criterion (GCONV=1E-8) satisfied.	1,10	2,37	0,118	Algorithm converged.	0,027	0,209	1,33	Algorithm converged.	1,06	1,67	0,0141	0,0097	0,75	Algorithm converged.	0,60	0,93
	America	344	54,4	127	36,9	339	54,1	126	37,2	0,98	Convergence criterion (GCONV=1E-8) satisfied.	0,72	1,34	-0,002	Algorithm converged.	-0,075	0,070	0,99	Algorithm converged.	0,82	1,21	0,9173		1,01	Algorithm converged.	0,83	1,22
	Asia Pacific (inc. Australia)	69	10,9	19	27,5	68	10,8	30	44,1	0,51	Convergence criterion (GCONV=1E-8) satisfied.	0,25	1,04	-0,163	Algorithm converged.	-0,321	-0,004	0,63	Algorithm converged.	0,39	1,00	0,0604		1,59	Algorithm converged.	1,00	2,54
Race/ethnicity	White	489	77,4	193	39,5	505	80,5	184	36,4	1,13	Convergence criterion (GCONV=1E-8) satisfied.	0,87	1,45	0,028	Algorithm converged.	-0,032	0,089	1,09	Algorithm converged.	0,93	1,28	0,3674	0,0763	0,92	Algorithm converged.	0,78	1,07
	Asian	62	9,8	18	29,0	59	9,4	24	40,7	0,46	Convergence criterion (GCONV=1E-8) satisfied.	0,21	1,02	-0,124	Algorithm converged.	-0,292	0,044	0,71	Algorithm converged.	0,43	1,16	0,0536		1,42	Algorithm converged.	0,86	2,32
	Other	55	8,7	27	49,1	47	7,5	15	31,9	2,23	Convergence criterion (GCONV=1E-8) satisfied.	0,93	5,36	0,172	Algorithm converged.	-0,012	0,355	*	WARNING: The relative Hessian convergence criterion of 0.000798214 is greater than the limit of 0.0001. The convergence is questionable.					*	WARNING: The relative Hessian convergence criterion of 0.000798214 is greater than the limit of 0.0001. The convergence is questionable.		
	Unknown	26	4,1	10	38,5	15	2,4	9	60,0	0,37	Convergence criterion (GCONV=1E-8) satisfied.	0,09	1,56	-0,244	Algorithm converged.	-0,570	0,081	0,57	Algorithm converged.	0,27	1,18	0,1673		1,76	Algorithm converged.	0,85	3,68
Baseline HbA1c	<=8%	404	63,9	153	37,9	399	63,6	143	35,8	1,08	Convergence criterion (GCONV=1E-8) satisfied.	0,81	1,44	0,020	Algorithm converged.	-0,047	0,087	1,06	Algorithm converged.	0,88	1,27	0,5827	0,9210	0,95	Algorithm converged.	0,79	1,13
	>8%	221	35,0	92	41,6	222	35,4	87	39,2	1,10	Convergence criterion (GCONV=1E-8) satisfied.	0,75	1,62	0,028	Algorithm converged.	-0,062	0,119	1,08	Algorithm converged.	0,86	1,35	0,6137		0,92	Algorithm converged.	0,74	1,16
	Missing	7	1,1	3	42,9	5	0,8	2	40,0		* NE				* ERROR: The mean parameter is either invalid or at a limit of its range for some observations.				* WARNING: The relative Hessian convergence criterion of 0.1222280763 is greater than the limit of 0.0001. The convergence is questionable.						* WARNING: The relative Hessian convergence criterion of 0.1222280763 is greater than the limit of 0.0001. The convergence is questionable.		
Prior IVT anti-VEGF therapy	Yes	133	21,0	52	39,1	137	21,9	45	32,8	1,28	Convergence criterion (GCONV=1E-8) satisfied.	0,78	2,11	0,061	Algorithm converged.	-0,053	0,175	1,18	Algorithm converged.	0,86	1,62	0,3204	0,4395	0,85	Algorithm converged.	0,62	1,17
	No	499	79,0	196	39,3	489	78,0	187	38,2	1,04	Convergence criterion (GCONV=1E-8) satisfied.	0,81	1,35	0,008	Algorithm converged.	-0,053	0,068	1,04	Algorithm converged.	0,89	1,21	0,7482		0,96	Algorithm converged.	0,83	1,13
Baseline DR severity	<47	365	57,8	151	41,4	361	57,6	131	36,3	1,23	Convergence criterion (GCONV=1E-8) satisfied.	0,91	1,66	0,051	Algorithm converged.	-0,019	0,122	1,15	Algorithm converged.	0,95	1,37	0,1818	0,1508	0,87	Algorithm converged.	0,73	1,03
	47 - 53	198	31,3	73	36,9	208	33,2	77	37,0	1,04	Convergence criterion (GCONV=1E-8) satisfied.	0,69	1,57	0,005	Algorithm converged.	-0,088	0,099	0,98	Algorithm converged.	0,76	1,26	0,8467		1,02	Algorithm converged.	0,79	1,32
	>53	58	9,2	21	36,2	38	6,1	20	52,6	0,56	Convergence criterion (GCONV=1E-8) satisfied.	0,23	1,35	-0,190	Algorithm converged.	-0,397	0,016	0,68	Algorithm converged.	0,44	1,07	0,1926		1,46	Algorithm converged.	0,94	2,29
	Missing	11	1,7	3	27,3	19	3,0	4	21,1	1,15	Convergence criterion (GCONV=1E-8) satisfied.	0,07	18,59		* WARNING: The relative Hessian convergence criterion of 0.0845848276 is greater than the limit of 0.0001. The convergence is questionable.				* WARNING: The relative Hessian convergence criterion of 0.1802877434 is greater than the limit of 0.0001. The convergence is questionable.						* WARNING: The relative Hessian convergence criterion of 0.1802877434 is greater than the limit of 0.0001. The convergence is questionable.		
Baseline DR severity	<=53	563	89,1	224	39,8	569	90,7	208	36,6	1,14	Convergence criterion (GCONV=1E-8) satisfied.	0,90	1,45	0,031	Algorithm converged.	-0,026	0,087	1,09	Algorithm converged.	0,94	1,27	0,2770	0,0721	0,92	Algorithm converged.	0,79	1,08
	>53	58	9,2	21	36,2	38	6,1	20	52,6	0,56	Convergence criterion (GCONV=1E-8) satisfied.	0,23	1,35	-0,190	Algorithm converged.	-0,397	0,016	0,68	Algorithm converged.	0,44	1,07	0,1926		1,46	Algorithm converged.	0,94	2,29
	Missing	11	1,7	3	27,3	19	3,0	4	21,1	1,15	Convergence criterion (GCONV=1E-8) satisfied.	0,07	18,59		* WARNING: The relative Hessian convergence criterion of 0.0845848276 is greater than the limit of 0.0001. The convergence is questionable.				* WARNING: The relative Hessian convergence criterion of 0.1802877434 is greater than the limit of 0.0001. The convergence is questionable.						* WARNING: The relative Hessian convergence criterion of 0.1802877434 is greater than the limit of 0.0001. The convergence is questionable.		
Medical history: renal disease	Yes	63	10,0	27	42,9	45	7,2	15	33,3	1,20	Convergence criterion (GCONV=1E-8) satisfied.	0,53	2,75	0,066	Algorithm converged.	-0,125	0,257	1,24	Algorithm converged.	0,74	2,06	0,6620	0,3880	0,81	Algorithm converged.	0,49	1,35
	No	569	90,0	221	38,8	581	92,7	217	37,3	1,06	Convergence criterion (GCONV=1E-8) satisfied.	0,84	1,35	0,014	Algorithm converged.	-0,042	0,070	1,04	Algorithm converged.	0,90	1,21	0,6157		0,96	Algorithm converged.	0,83	1,11
Medical history: cardiac disease	Yes	511	80,9	202	39,5	498	79,4	189	38,0	1,04	Convergence criterion (GCONV=1E-8) satisfied.	0,81	1,34	0,015	Algorithm converged.	-0,045	0,075	1,04	Algorithm converged.	0,89	1,21	0,7575	0,5929	0,96	Algorithm converged.	0,82	1,12
	No	121	19,1	46	38,0	128	20,4	43	33,6	1,24	Convergence criterion (GCONV=1E-8) satisfied.	0,72	2,14	0,036	Algorithm converged.	-0,083	0,156	1,15	Algorithm converged.	0,82	1,60	0,4348		0,87	Algorithm converged.	0,63	1,22
Medical history: vascular disease	Yes	92	14,6	38	41,3	98	15,6	40	40,8	1,02	Convergence criterion (GCONV=1E-8) satisfied.	0,56	1,85	0,001	Algorithm converged.	-0,139	0,140	1,06	Algorithm converged.	0,76	1,48	0,9439	0,8311	0,94	Algorithm converged.	0,68	1,31
	No	540	85,4	210	38,9	528	84,2	192	36,4	1,10	Convergence criterion (GCONV=1E-8) satisfied.	0,86	1,41	0,024	Algorithm converged.	-0,034	0,082	1,07	Algorithm converged.	0,92	1,25	0,4422		0,93	Algorithm converged.	0,80	1,09
Study	Rhine	319	50,5	130	40,8	315	50,2	113	35,9	1,23	Convergence criterion (GCONV=1E-8) satisfied.	0,89	1,69	0,047	Algorithm converged.	-0,028	0,122	1,14	Algorithm converged.	0,94	1,39	0,2150	0,3313	0,87	Algorithm converged.	0,72	1,06
	Yosemite	313	49,5	118	37,7	311	49,6	119	38,3	0,97	Convergence criterion (GCONV=1E-8) satisfied.	0,71	1,35	-0,007	Algorithm converged.	-0,083	0,069	0,99	Algorithm converged.	0,81	1,21	0,8743		1,01	Algorithm converged.	0,83	1,23

Test for interaction based on RR (Log-binomial regression)
* indicates convergence problem. Result is uninterpretable.
Only patients with at least one value are used for analysis. For stratification Asia and rest of the world regions are combined due to a small number of enrolled patients. The stratification factor is excluded if it is the subgroup. OR is computed by stratified analysis, RR and ARD by adjusted analysis.
Early Termination (ET) visit was mapped to closest regular visit.
Treatment policy strategy was applied to non-COVID-19 related and hypothetical strategy was applied to COVID-19 related intercurrent events. COVID-19 related intercurrent events are: Disc. of Treatment due to COVID-19, Prohibited Treatment/Therapy due to COVID-19, Missed Dose at Week 44,48 or 52 due to COVID-19 and COVID-19 Death.
Clinical cut-off: YOSEMITE 01NOV2021 and RHINE 28OCT2021

Program: root/clinical_studies/RO6867461/CDT70122/share/ACE_pool_DME_CSR_Final/prod/program/t_eff_resp.sas
Output: root/clinical_studies/RO6867461/CDT70122/share/ACE_pool_DME_CSR_Final/prod/output_bc/t_eff_resp_ag_str_QSBOP4I_W56_PREST_ITBC_OCTNOV2021_DME.xls
28MAR2022 20:34

POPULATION: Intent-to-Treat Population B vs. C
ENDPOINT: Proportion of Patients with a >=4-point improvement from baseline in NEI VFQ-25 Ocular Pain subscale throughout the Entire Study
MODEL: Stratified Analysis by Study, Baseline BCVA ETDRS letter score, Prior IVT anti-VEGF therapy, Geographic region (combined)
STUDY: GR40349 & GR40398
Dichotomous Analysis (Efficacy)

		Faricimab (PTI) (N=632)				Aflibercept (N=627)				Faricimab (PTI) vs. Aflibercept																Aflibercept vs. Faricimab (PTI)				
		Patients		Patients with Event		Patients		Patients with Event		Odds Ratio										Relative Risk						Relative Risk				
														Absolute Risk Difference																
Name	Level	n	%	n	%	n	%	n	%	Odds Ratio		Convergence Reason	95% Lower CL	95% Upper CL	Absolute Risk		Convergence Reason	95% Lower CL	95% Upper CL	Relative Risk		Convergence Reason	95% Lower CL	95% Upper CL	p-value (Cochran-Mantel-Haenszel)	Interaction Test p-value (likelihood ratio)	Relative Risk		Convergence Reason	95% Lower CL	95% Upper CL
All	n/a	632	100,0	280	44,3	626	99,8	256	40,9	1,15		Convergence criterion (GCONV=1E-8) satisfied.	0,92	1,43	0,034		Algorithm converged.	-0,021	0,088	1,09		Algorithm converged.	0,96	1,23	0,2283		0,92		Algorithm converged.	0,81	1,05
Study	Rhine	319	50,5	148	46,4	315	50,2	125	39,7	1,31		Convergence criterion (GCONV=1E-8) satisfied.	0,96	1,80	0,068		Algorithm converged.	-0,009	0,144	1,17		Algorithm converged.	0,98	1,40	0,0899	0,2536	0,86		Algorithm converged.	0,72	1,02
	Yosemite	313	49,5	132	42,2	311	49,6	131	42,1	1,00		Convergence criterion (GCONV=1E-8) satisfied.	0,73	1,37	0,000		Algorithm converged.	-0,077	0,078	1,00		Algorithm converged.	0,83	1,21	0,9978		1,00		Algorithm converged.	0,83	1,20

Test for interaction based on RR (Log-binomial regression)
* indicates convergence problem. Result is uninterpretable.
Only patients with at least one value are used for analysis. For stratification Asia and rest of the world regions are combined due to a small number of enrolled patients. The stratification factor is excluded if it is the subgroup. OR is computed by stratified analysis, RR and ARD by adjusted analysis.
Early Termination (ET) visit was mapped to closest regular visit.
Treatment policy strategy was applied to non-COVID-19 related and hypothetical strategy was applied to COVID-19 related intercurrent events. COVID-19 related intercurrent events are: Disc. of Treatment due to COVID-19, Prohibited Treatment/Therapy due to COVID-19, Missed Dose at Week 88,92 or 96 due to COVID-19 and COVID-19 Death.
Clinical cut-off: YOSEMITE 01NOV2021 and RHINE 28OCT2021

Program: root/clinical_studies/RO6867461/CDT70122/share/ACE_pool_DME_CSR_Final/prod/program/t_eff_resp.sas
Output: root/clinical_studies/RO6867461/CDT70122/share/ACE_pool_DME_CSR_Final/prod/output_bc/t_eff_resp_str_QSBOP4I_PREST_ITBC_OCTNOV2021_DME.xls
27MAR2022 4:25

POPULATION: Intent-to-Treat Population B vs. C
ENDPOINT: Proportion of Patients with a >=4-point improvement from baseline in NEI VFQ-25 Ocular Pain subscale throughout the Entire Study
MODEL: Adjusted Analysis by Study, Baseline BCVA ETDRS letter score, Prior IVT anti-VEGF therapy, Geographic region
STUDY: GR40349 & GR40398
Forest Plot of Relative Risk

Study	Total n	Aflibercept (N=627) n	Aflibercept (N=627) n Responder	Faricimab (PTI) (N=632) n	Faricimab (PTI) (N=632) n Responder	Relative Risk	95% CI
All Patients	1258	626	256	632	280	1.09	(0.96, 1.23)
Study							
Rhine	634	315	125	319	148	1.17	(0.98, 1.40)
Yosemite	624	311	131	313	132	1.00	(0.83, 1.21)

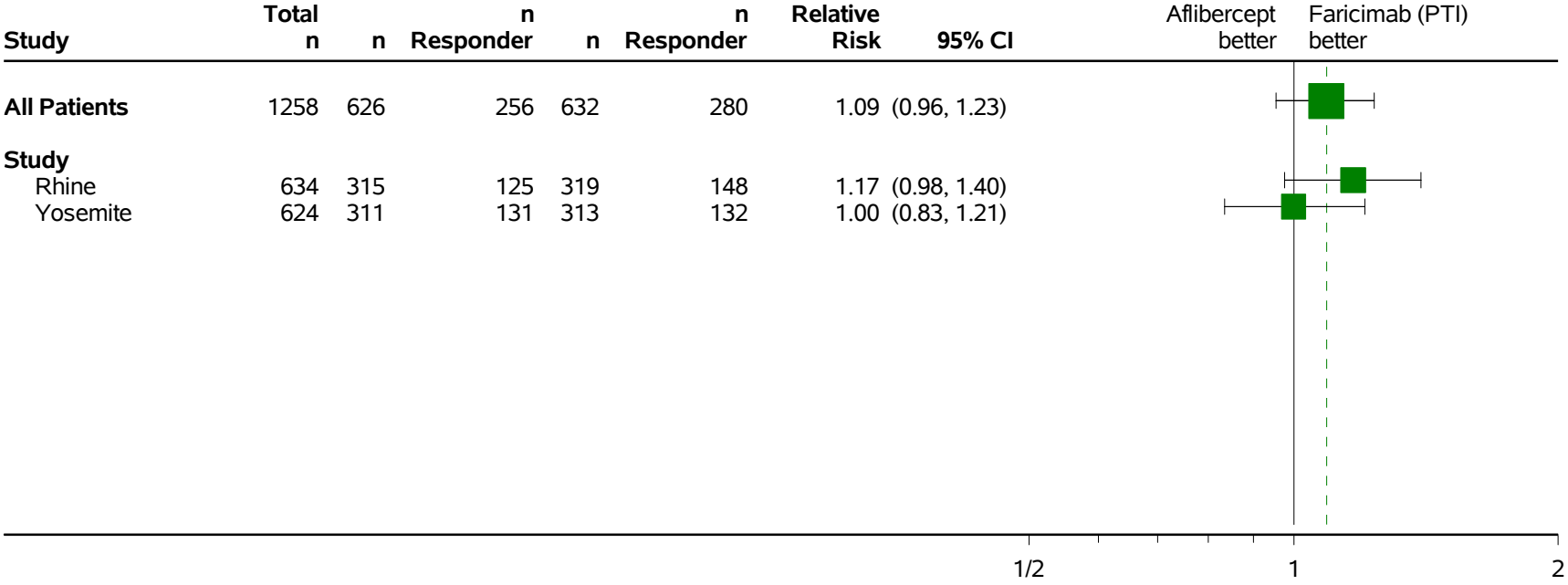

Only patients with at least one value are used for analysis. For adjustment Asia and rest of the world regions are combined due to a small number of enrolled patients.
The adjustment factor is excluded if it is the subgroup.
Early Termination (ET) visit was mapped to closest regular visit.
Treatment policy strategy was applied to non-COVID-19 related and hypothetical strategy was applied to COVID-19 related intercurrent events. COVID-19 related intercurrent events are:
Disc. of Treatment due to COVID-19, Prohibited Treatment/Therapy due to COVID-19, Missed Dose at Week 88,92 or 96 due to COVID-19 and COVID-19 Death.
Clinical cut-off: YOSEMITE 01NOV2021 and RHINE 28OCT2021
Program: root/clinical_studies/RO6867461/CDT70122/share/ACE_pool_DME_Base/prod/program/g_forest_rr.sas
Output: root/clinical_studies/RO6867461/CDT70122/share/ACE_pool_DME_CSR_Final/prod/output_bc/g_forest_rr_str_QSBOP4I_PREST_ITBC_OCTNOV2021_DME.pdf 06OCT2022 18:19

POPULATION: Intent-to-Treat Population B vs. C
ENDPOINT: Proportion of Patients with a >=4-point improvement from baseline in NEI VFQ-25 Ocular Pain subscale throughout the Entire Study
MODEL: Stratified Analysis by Study, Baseline BCVA ETDRS letter score, Prior IVT anti-VEGF therapy, Geographic region
STUDY: GR40349 & GR40398
Forest Plot of Odds Ratio

		Aflibercept (N=627)		Faricimab (PTI) (N=632)				
Study	**Total n**	**n**	**n Responder**	**n**	**n Responder**	**Odds Ratio**	**95% CI**	Aflibercept better / Faricimab (PTI) better
All Patients	1258	626	256	632	280	1.15	(0.92, 1.43)	
Study								
Rhine	634	315	125	319	148	1.31	(0.96, 1.80)	
Yosemite	624	311	131	313	132	1.00	(0.73, 1.37)	

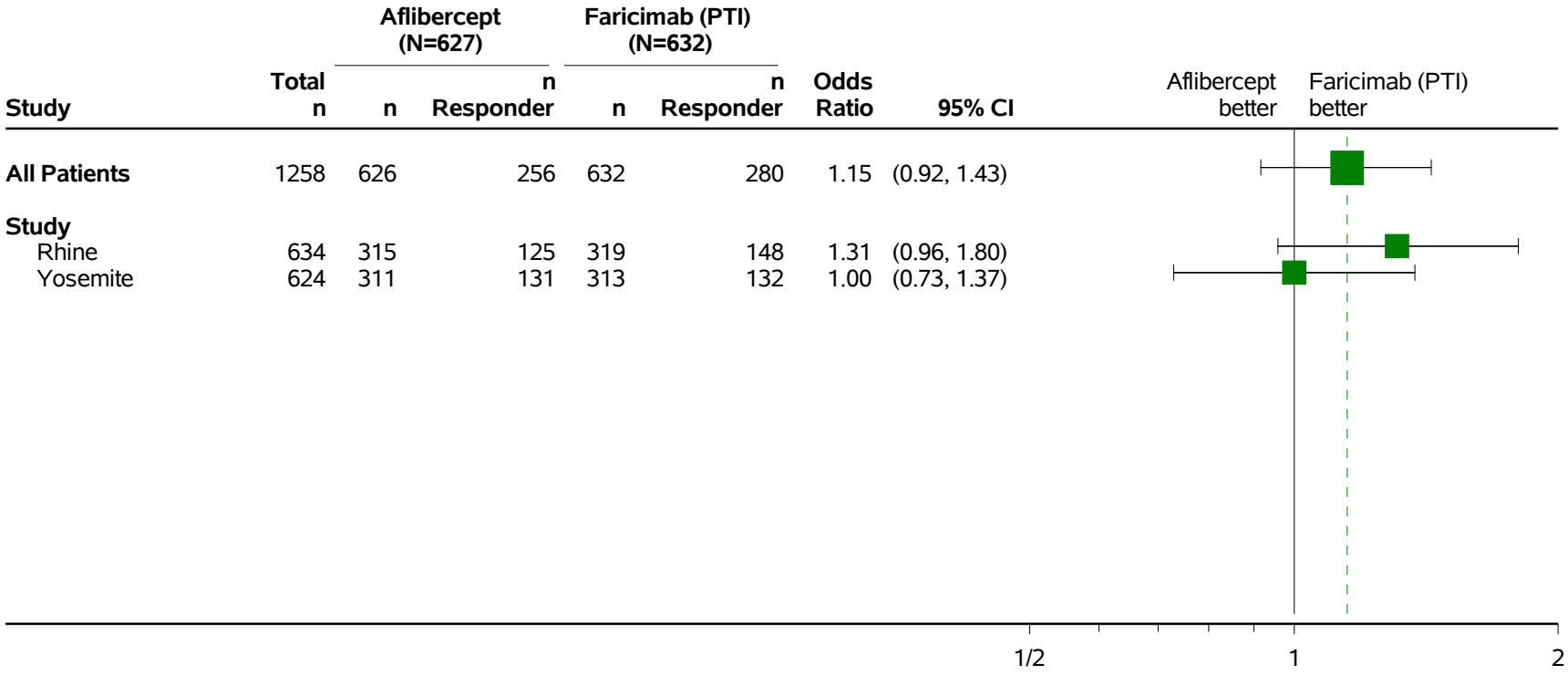

Only patients with at least one value are used for analysis. For stratification Asia and rest of the world regions are combined due to a small number of enrolled patients.
Early Termination (ET) visit was mapped to closest regular visit.
Treatment policy strategy was applied to non-COVID-19 related and hypothetical strategy was applied to COVID-19 related intercurrent events. COVID-19 related intercurrent events are:
Disc. of Treatment due to COVID-19, Prohibited Treatment/Therapy due to COVID-19, Missed Dose at Week 88,92 or 96 due to COVID-19 and COVID-19 Death.
Clinical cut-off: YOSEMITE 01NOV2021 and RHINE 28OCT2021
Program: root/clinical_studies/RO6867461/CDT70122/share/ACE_pool_DME_Base/prod/program/g_forest_or.sas
Output: root/clinical_studies/RO6867461/CDT70122/share/ACE_pool_DME_CSR_Final/prod/output_bc/g_forest_or_str_QSBOP4I_PREST_ITBC_OCTNOV2021_DME.pdf 30SEP2022 13:07

POPULATION: Intent-to-Treat Population B vs. C
ENDPOINT: Proportion of Patients with a >=4-point improvement from baseline in NEI VFQ-25 Ocular Pain subscale throughout the Entire Study
MODEL: Stratified Analysis by Study, Baseline BCVA ETDRS letter score, Prior IVT anti-VEGF therapy, Geographic region (combined)
STUDY: GR40349 & GR40398
Dichotomous Analysis by Subgroups (Efficacy)

		Faricimab (PTI) (N=632)				Aflibercept (N=627)				Faricimab (PTI) vs. Aflibercept																Aflibercept vs. Faricimab (PTI)			
		Patients		Patients with Event		Patients		Patients with Event		Odds Ratio				Absolute Risk Difference				Relative Risk								Relative Risk			
Name	Level	n	%	n	%	n	%	n	%	Odds Ratio	Convergence Reason	95% Lower CL	95% Upper CL	Absolute Risk	Convergence Reason	95% Lower CL	95% Upper CL	Relative Risk	Convergence Reason	95% Lower CL	95% Upper CL	p-value (Cochran-Mantel Haenszel)	Interaction Test p-value (likelihood ratio)	Relative Risk	Convergence Reason	95% Lower CL	95% Upper CL
All	n/a	632	100,0	280	44,3	626	99,8	256	40,9	1,13	Convergence criterion (GCONV=1E-8) satisfied.	0,92	1,43	0,034	Algorithm converged.	-0,021	0,088	1,09	Algorithm converged.	0,98	1,23	0,2283		0,92	Algorithm converged.	0,81	1,05
Sex	Male	396	62,7	158	39,9	366	58,1	137	37,4	1,09	Convergence criterion (GCONV=1E-8) satisfied.	0,81	1,45	0,022	Algorithm converged.	-0,047	0,091	1,06	Algorithm converged.	0,89	1,27	0,5774	0,6252	0,94	Algorithm converged.	0,78	1,12
	Female	236	37,3	122	51,7	260	41,5	119	45,4	1,24	Convergence criterion (GCONV=1E-8) satisfied.	0,87	1,77	0,059	Algorithm converged.	-0,028	0,146	1,13	Algorithm converged.	0,95	1,35	0,2378		0,88	Algorithm converged.	0,74	1,06
Age	< 65 years	352	55,7	147	41,8	363	57,9	155	42,7	0,99	Convergence criterion (GCONV=1E-8) satisfied.	0,74	1,34	-0,005	Algorithm converged.	-0,078	0,067	0,93	Algorithm converged.	0,83	1,18	0,9526	0,0681	1,01	Algorithm converged.	0,85	1,20
	>= 65 years	280	44,3	133	47,5	263	41,9	101	38,4	1,52	Convergence criterion (GCONV=1E-8) satisfied.	1,07	2,16	0,084	Algorithm converged.	0,011	0,176	1,29	Algorithm converged.	1,06	1,57	0,0185		0,78	Algorithm converged.	0,64	0,94
Age	< 75 years	577	91,3	250	43,3	571	91,1	231	40,5	1,13	Convergence criterion (GCONV=1E-8) satisfied.	0,89	1,42	0,028	Algorithm converged.	-0,029	0,085	1,07	Algorithm converged.	0,94	1,23	0,3241	0,5325	0,93	Algorithm converged.	0,81	1,07
	>= 75 years	55	8,7	30	54,5	55	8,8	25	45,5	1,42	Convergence criterion (GCONV=1E-8) satisfied.	0,65	3,10	0,100	Algorithm converged.	-0,083	0,282	1,22	Algorithm converged.	0,85	1,76	0,3722		0,82	Algorithm converged.	0,57	1,18
Baseline BCVA ETDRS letter score	< 64 letters	281	44,5	130	46,3	284	45,3	124	43,7	1,11	Convergence criterion (GCONV=1E-8) satisfied.	0,79	1,54	0,026	Algorithm converged.	-0,056	0,107	1,07	Algorithm converged.	0,89	1,28	0,5531	0,6941	0,94	Algorithm converged.	0,78	1,12
	>= 64 letters	349	55,2	150	43,0	342	54,5	132	38,6	1,18	Convergence criterion (GCONV=1E-8) satisfied.	0,84	1,62	0,043	Algorithm converged.	-0,030	0,116	1,11	Algorithm converged.	0,93	1,33	0,2531		0,90	Algorithm converged.	0,75	1,08
	Missing	2	0,3	0	0,0	0	0,0	0	0,0	NE		NE	NE	NE	NE	NE	NE	NE	NE	NE	NE	NE		NE	NE	NE	NE
Geographic region	Europe	219	34,7	114	52,1	219	34,9	85	38,8	1,69	Convergence criterion (GCONV=1E-8) satisfied.	1,16	2,48	0,132	Algorithm converged.	0,040	0,224	1,33	Algorithm converged.	1,07	1,63	0,0066	0,0053	0,75	Algorithm converged.	0,61	0,93
	America	344	54,4	144	41,9	339	54,1	137	40,4	1,06	Convergence criterion (GCONV=1E-8) satisfied.	0,78	1,43	0,015	Algorithm converged.	-0,059	0,088	1,03	Algorithm converged.	0,86	1,24	0,7151		0,97	Algorithm converged.	0,81	1,16
	Asia Pacific (inc. Australia)	69	10,9	22	31,9	68	10,8	34	50,0	0,46	Convergence criterion (GCONV=1E-8) satisfied.	0,23	0,95	-0,184	Algorithm converged.	-0,342	-0,027	0,64	Algorithm converged.	0,43	0,96	0,0342		1,57	Algorithm converged.	1,05	2,34
Race/ethnicity	White	489	77,4	218	44,6	505	80,5	202	40,0	1,20	Convergence criterion (GCONV=1E-8) satisfied.	0,93	1,54	0,044	Algorithm converged.	-0,017	0,105	1,12	Algorithm converged.	0,97	1,30	0,1551	0,0624	0,89	Algorithm converged.	0,77	1,03
	Asian	62	9,8	23	37,1	59	9,4	28	47,5	0,52	Convergence criterion (GCONV=1E-8) satisfied.	0,24	1,11	-0,101	Algorithm converged.	-0,274	0,072	0,80	Algorithm converged.	0,52	1,23	0,0894		1,25	Algorithm converged.	0,81	1,92
	Other	55	8,7	29	52,7	47	7,5	16	34,0	2,39	Convergence criterion (GCONV=1E-8) satisfied.	1,00	5,73	0,195	Algorithm converged.	0,009	0,380	*	WARNING: The relative Hessian convergence criterion of 0.0011446082 is greater than the limit of 0.0001. The convergence is questionable.					*	WARNING: The relative Hessian convergence criterion of 0.0011446082 is greater than the limit of 0.0001. The convergence is questionable.		
	Unknown	26	4,1	10	38,5	15	2,4	10	66,7	0,32	Convergence criterion (GCONV=1E-8) satisfied.	0,08	1,32	-0,310	Algorithm converged.	-0,629	0,009	*	WARNING: The relative Hessian convergence criterion of 0.0126436466 is greater than the limit of 0.0001. The convergence is questionable.					*	WARNING: The relative Hessian convergence criterion of 0.0126436466 is greater than the limit of 0.0001. The convergence is questionable.		
Baseline HbA1c	<=8%	404	63,9	176	43,6	399	63,6	160	40,1	1,14	Convergence criterion (GCONV=1E-8) satisfied.	0,86	1,51	0,034	Algorithm converged.	-0,035	0,102	1,09	Algorithm converged.	0,92	1,28	0,3511	0,9303	0,92	Algorithm converged.	0,78	1,08
	>8%	221	35,0	101	45,7	222	35,4	93	41,9	1,16	Convergence criterion (GCONV=1E-8) satisfied.	0,80	1,70	0,043	Algorithm converged.	-0,048	0,135	1,10	Algorithm converged.	0,90	1,36	0,4348		0,91	Algorithm converged.	0,73	1,12
	Missing	7	1,1	3	42,9	5	0,8	3	60,0		* NE				* WARNING: The relative Hessian convergence criterion of 0.8899383618 is greater than the limit of 0.0001. The convergence is questionable.				* WARNING: The relative Hessian convergence criterion of 5.6022249667 is greater than the limit of 0.0001. The convergence is questionable.					*	WARNING: The relative Hessian convergence criterion of 5.6022249667 is greater than the limit of 0.0001. The convergence is questionable.		
Prior IVT anti-VEGF therapy	Yes	133	21,0	59	44,4	137	21,9	53	38,7	1,24	Convergence criterion (GCONV=1E-8) satisfied.	0,77	2,01	0,057	Algorithm converged.	-0,060	0,174	1,14	Algorithm converged.	0,86	1,51	0,3779	0,6950	0,88	Algorithm converged.	0,66	1,17
	No	499	79,0	221	44,3	489	78,0	203	41,5	1,12	Convergence criterion (GCONV=1E-8) satisfied.	0,87	1,44	0,027	Algorithm converged.	-0,035	0,088	1,07	Algorithm converged.	0,93	1,24	0,3822		0,93	Algorithm converged.	0,81	1,08
Baseline DR severity	<47	365	57,8	170	46,6	361	57,6	143	39,6	1,31	Convergence criterion (GCONV=1E-8) satisfied.	0,98	1,77	0,069	Algorithm converged.	-0,003	0,141	1,18	Algorithm converged.	1,00	1,39	0,0699	0,1102	0,85	Algorithm converged.	0,72	1,00
	47 - 53	198	31,3	82	41,4	208	33,2	87	41,8	0,98	Convergence criterion (GCONV=1E-8) satisfied.	0,66	1,47	-0,004	Algorithm converged.	-0,099	0,091	0,95	Algorithm converged.	0,75	1,19	0,9404		1,06	Algorithm converged.	0,84	1,33
	>53	58	9,2	25	43,1	38	6,1	22	57,9	0,61	Convergence criterion (GCONV=1E-8) satisfied.	0,24	1,44	-0,173	Algorithm converged.	-0,376	0,030	0,72	Algorithm converged.	0,50	1,06	0,2542		1,38	Algorithm converged.	0,94	2,02
	Missing	11	1,7	3	27,3	19	3,0	4	21,1	1,15	Convergence criterion (GCONV=1E-8) satisfied.	0,07	18,59	*	WARNING: The relative Hessian convergence criterion of 0.0845848276 is greater than the limit of 0.0001. The convergence is questionable.			*	WARNING: The relative Hessian convergence criterion of 0.1802877434 is greater than the limit of 0.0001. The convergence is questionable.					*	WARNING: The relative Hessian convergence criterion of 0.1802877434 is greater than the limit of 0.0001. The convergence is questionable.		
Baseline DR severity	<=53	563	89,1	252	44,8	569	90,7	230	40,4	1,19	Convergence criterion (GCONV=1E-8) satisfied.	0,84	1,51	0,042	Algorithm converged.	-0,015	0,099	1,11	Algorithm converged.	0,97	1,27	0,1435	0,0784	0,90	Algorithm converged.	0,79	1,03
	>53	58	9,2	25	43,1	38	6,1	22	57,9	0,61	Convergence criterion (GCONV=1E-8) satisfied.	0,24	1,44	-0,173	Algorithm converged.	-0,376	0,030	0,72	Algorithm converged.	0,50	1,06	0,2542		1,38	Algorithm converged.	0,94	2,02
	Missing	11	1,7	3	27,3	19	3,0	4	21,1	1,15	Convergence criterion (GCONV=1E-8) satisfied.	0,07	18,59	*	WARNING: The relative Hessian convergence criterion of 0.0845848276 is greater than the limit of 0.0001. The convergence is questionable.			*	WARNING: The relative Hessian convergence criterion of 0.1802877434 is greater than the limit of 0.0001. The convergence is questionable.					*	WARNING: The relative Hessian convergence criterion of 0.1802877434 is greater than the limit of 0.0001. The convergence is questionable.		
Medical history: renal disease	Yes	63	10,0	29	46,0	45	7,2	17	37,8	1,14	Convergence criterion (GCONV=1E-8) satisfied.	0,51	2,57	0,068	Algorithm converged.	-0,124	0,261	1,19	Algorithm converged.	0,75	1,89	0,7441	0,5873	0,84	Algorithm converged.	0,53	1,34
	No	569	90,0	251	44,1	581	92,7	239	41,1	1,13	Convergence criterion (GCONV=1E-8) satisfied.	0,89	1,42	0,030	Algorithm converged.	-0,027	0,087	1,07	Algorithm converged.	0,94	1,23	0,3172		0,93	Algorithm converged.	0,81	1,06
Medical history: cardiac disease	Yes	511	80,9	228	44,6	498	79,4	207	41,6	1,12	Convergence criterion (GCONV=1E-8) satisfied.	0,87	1,43	0,029	Algorithm converged.	-0,031	0,090	1,07	Algorithm converged.	0,93	1,23	0,3907	0,7456	0,93	Algorithm converged.	0,81	1,07
	No	121	19,1	52	43,0	128	20,4	49	38,3	1,28	Convergence criterion (GCONV=1E-8) satisfied.	0,76	2,17	0,043	Algorithm converged.	-0,078	0,166	1,13	Algorithm converged.	0,83	1,52	0,3567		0,89	Algorithm converged.	0,66	1,20
Medical history: vascular disease	Yes	92	14,6	44	47,8	98	15,6	43	43,9	1,17	Convergence criterion (GCONV=1E-8) satisfied.	0,65	2,10	0,037	Algorithm converged.	-0,105	0,180	1,13	Algorithm converged.	0,84	1,55	0,5954	0,8463	0,87	Algorithm converged.	0,64	1,18
	No	540	85,4	236	43,7	528	84,2	213	40,3	1,14	Convergence criterion (GCONV=1E-8) satisfied.	0,89	1,45	0,032	Algorithm converged.	-0,027	0,091	1,08	Algorithm converged.	0,94	1,24	0,3042		0,93	Algorithm converged.	0,80	1,07
Study	Rhine	319	50,5	148	46,4	315	50,2	125	39,7	1,31	Convergence criterion (GCONV=1E-8) satisfied.	0,96	1,80	0,068	Algorithm converged.	-0,009	0,144	1,17	Algorithm converged.	0,98	1,40	0,0899	0,2536	0,86	Algorithm converged.	0,72	1,02
	Yosemite	313	49,5	132	42,2	311	49,6	131	42,1	1,00	Convergence criterion (GCONV=1E-8) satisfied.	0,73	1,37	0,000	Algorithm converged.	-0,077	0,078	1,00	Algorithm converged.	0,83	1,21	0,9978		1,00	Algorithm converged.	0,83	1,20

Test for interaction based on RR (Log-binomial regression)
* indicates convergence problem. Result is uninterpretable.
Only patients with at least one value are used for analysis. For stratification Asia and rest of the world regions are combined due to a small number of enrolled patients. The stratification factor is excluded if it is the subgroup. OR is computed by stratified analysis, RR and ARD by adjusted analysis.
Early Termination (ET) visit was mapped to closest regular visit.
Treatment policy strategy was applied to non-COVID-19 related and hypothetical strategy was applied to COVID-19 related intercurrent events. COVID-19 related intercurrent events are: Disc. of Treatment due to COVID-19, Prohibited Treatment/Therapy due to COVID-19, Missed Dose at Week 88,92 or 96 due to COVID-19 and COVID-19 Death.
Clinical cut-off: YOSEMITE 01NOV2021 and RHINE 28OCT2021

Program: root/clinical_studies/RO6867461/CDT70122/share/ACE_pool_DME_CSR_Final/prod/program/t_eff_resp.sas
Output: root/clinical_studies/RO6867461/CDT70122/share/ACE_pool_DME_CSR_Final/prod/output_bc/t_eff_resp_sg_str_QSBOP42_PREST_ITBC_OCTNOV2021_DME.xls
26MAR2022 20:42

POPULATION: Intent-to-Treat Population B vs. C
ENDPOINT: NEI VFQ-25 Near Activities subscale throughout the Entire Study
STUDY: GR40349 & GR40398
All; n/a (N=1259)

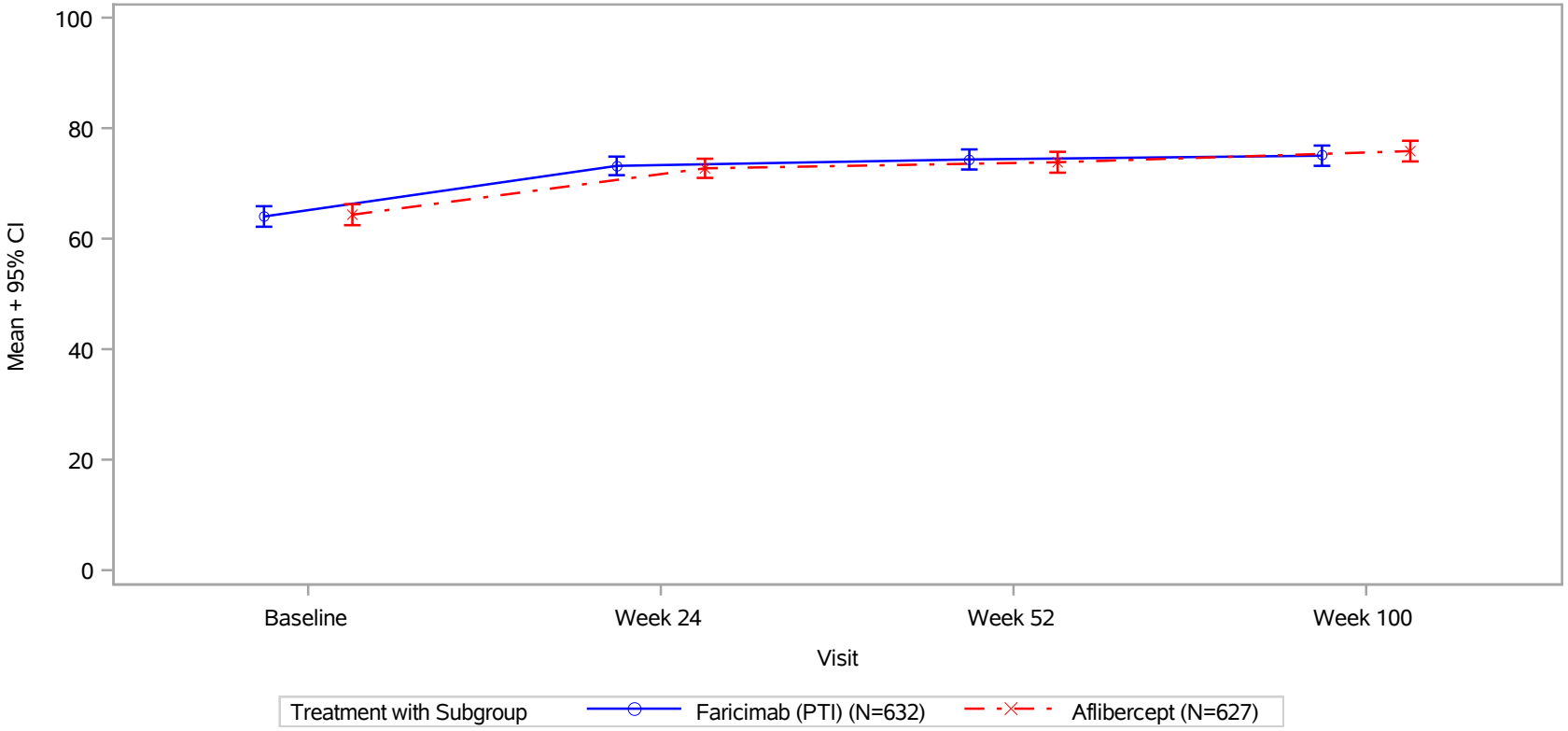

Early Termination (ET) visit was mapped to closest regular visit.
Treatment policy strategy was applied to non-COVID-19 related and hypothetical strategy was applied to COVID-19 related intercurrent events.
COVID-19 related intercurrent events are: Disc. of Treatment due to COVID-19, Prohibited Treatment/Therapy due to COVID-19, Missed Dose at Week 88,92 or 96 due to COVID-19 and COVID-19 Death.
Clinical cut-off: YOSEMITE 01NOV2021 and RHINE 28OCT2021

Program: ..al_studies/RO6867461/CDT70122/share/ACE_pool_DME_Base/prod/program/g_mean_plot.sas
Output: ..E_pool_DME_CSR_Final/prod/output_bc/g_mean_plot_QSBNA_PREST_ITBC_OCTNOV2021_DME.pdf
25MAR2022 21:42

POPULATION: Intent-to-Treat Population B vs. C
ENDPOINT: NEI VFQ-25 Near Activities subscale throughout the Entire Study
STUDY: GR40349 & GR40398
Study; Rhine (N=634)

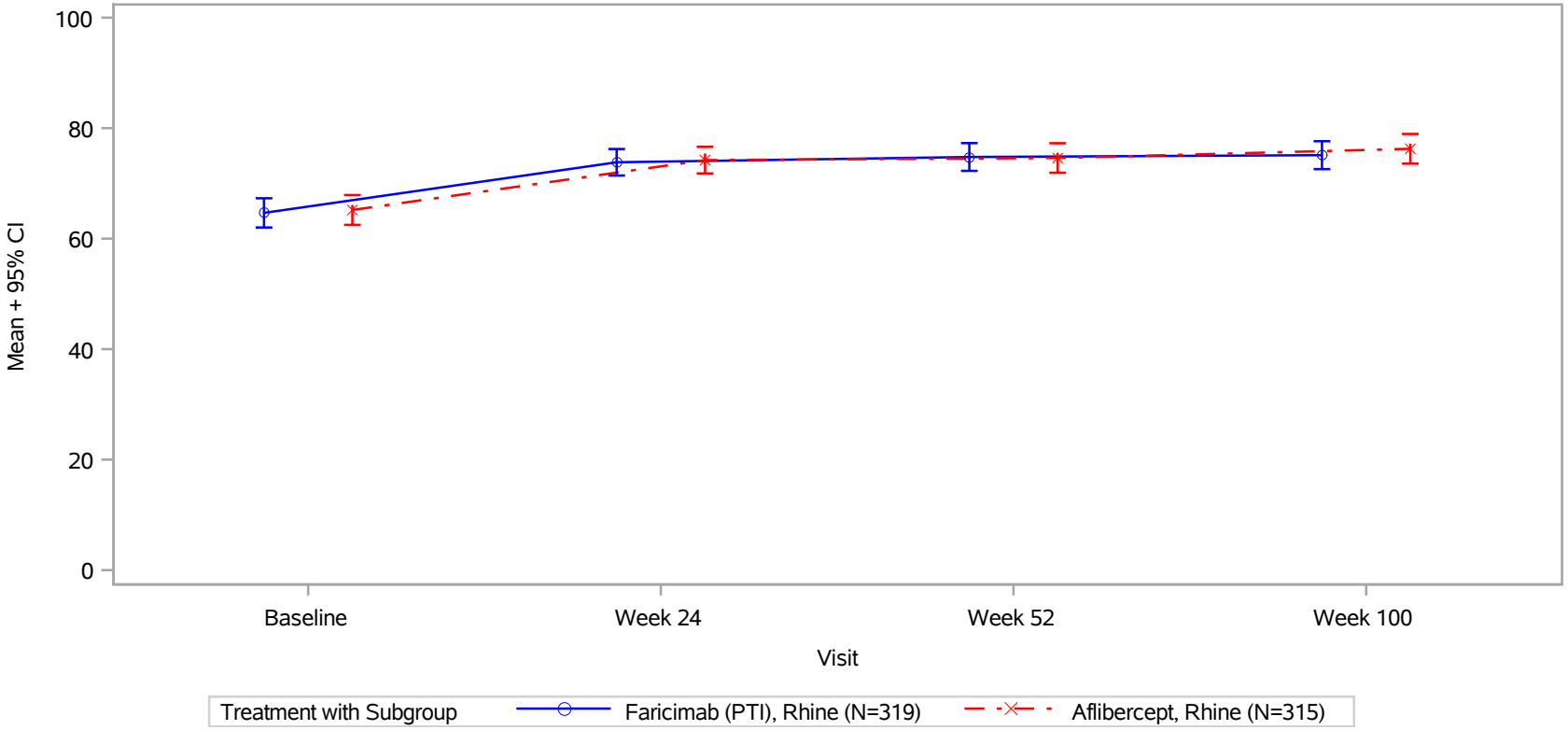

Early Termination (ET) visit was mapped to closest regular visit.
Treatment policy strategy was applied to non-COVID-19 related and hypothetical strategy was applied to COVID-19 related intercurrent events.
COVID-19 related intercurrent events are: Disc. of Treatment due to COVID-19, Prohibited Treatment/Therapy due to COVID-19, Missed Dose at Week 88,92 or 96 due to COVID-19 and COVID-19 Death.
Clinical cut-off: YOSEMITE 01NOV2021 and RHINE 28OCT2021

Program: ..al_studies/RO6867461/CDT70122/share/ACE_pool_DME_Base/prod/program/g_mean_plot.sas
Output: ..E_pool_DME_CSR_Final/prod/output_bc/g_mean_plot_QSBNA_PREST_ITBC_OCTNOV2021_DME.pdf
25MAR2022 21:42

POPULATION: Intent-to-Treat Population B vs. C
ENDPOINT: NEI VFQ-25 Near Activities subscale throughout the Entire Study
STUDY: GR40349 & GR40398
Study; Yosemite (N=625)

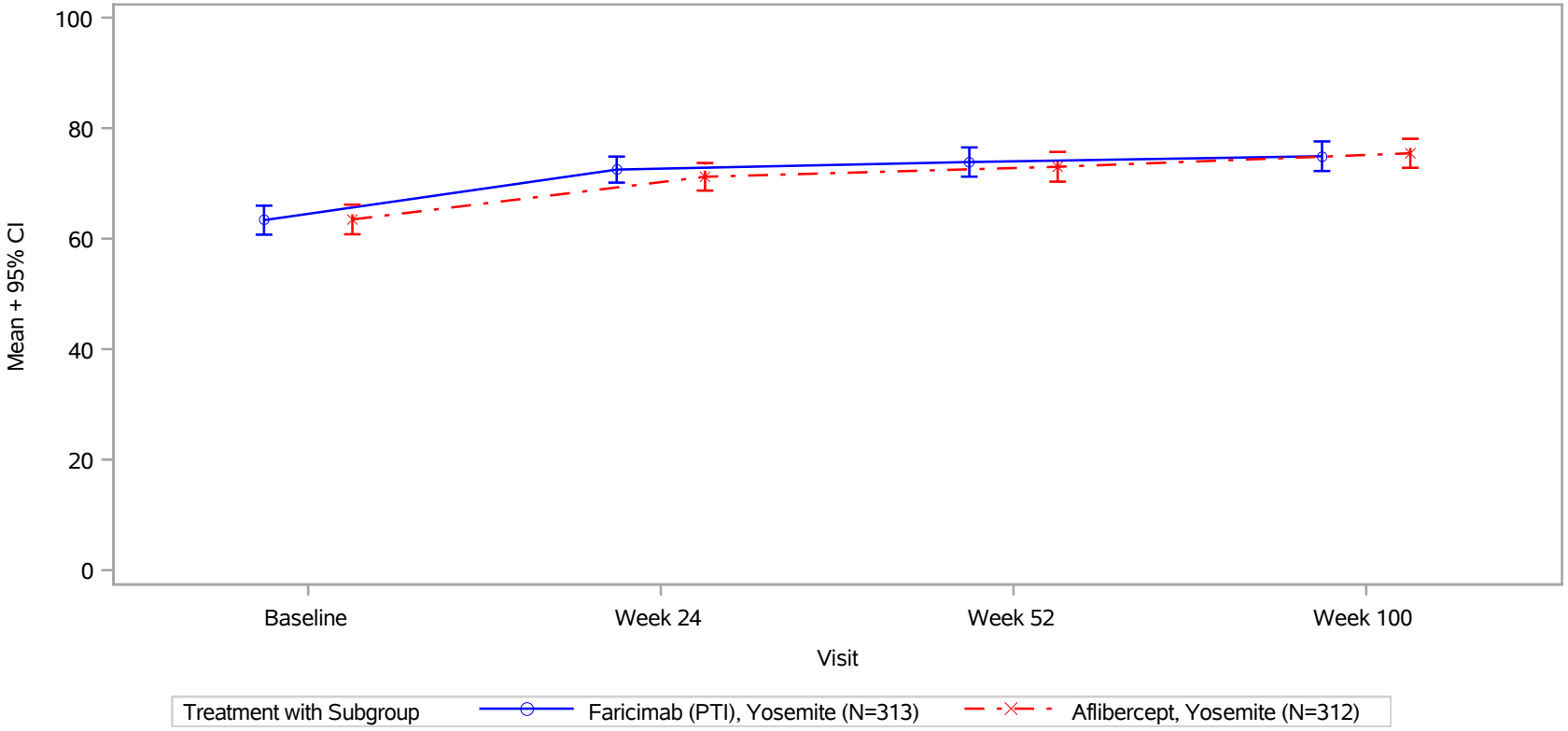

Early Termination (ET) visit was mapped to closest regular visit.
Treatment policy strategy was applied to non-COVID-19 related and hypothetical strategy was applied to COVID-19 related intercurrent events.
COVID-19 related intercurrent events are: Disc. of Treatment due to COVID-19, Prohibited Treatment/Therapy due to COVID-19, Missed Dose at Week 88,92 or 96 due to COVID-19 and COVID-19 Death.
Clinical cut-off: YOSEMITE 01NOV2021 and RHINE 28OCT2021

Program: ..al_studies/RO6867461/CDT70122/share/ACE_pool_DME_Base/prod/program/g_mean_plot.sas
Output: ..E_pool_DME_CSR_Final/prod/output_bc/g_mean_plot_QSBNA_PREST_ITBC_OCTNOV2021_DME.pdf
25MAR2022 21:42

POPULATION: Intent-to-Treat Population B vs. C
ENDPOINT: NEI VFQ-25 Near Activities subscale throughout the Entire Study
MODEL: --
STUDY: GR40349 & GR40398
Compliance/Mean

		Faricimab (PTI) (N=632)						Aflibercept (N=627)					
		Patients				Statistics		Patients				Statistics	
Name Visit	Level	in study[1]	%	with value[1]	%	Mean[2]	SD(Mean)	in study[1]	%	with value[1]	%	Mean[2]	SD(Mean)
All													
Baseline	n/a	632	100,0	628	99,4	64,01	23,73	627	100,0	621	99,0	64,34	24,08
Week 24	n/a	632	100,0	608	96,2	73,17	21,06	625	99,7	595	95,2	72,73	21,53
Week 52	n/a	609	96,4	551	90,5	74,33	21,72	603	96,2	523	86,7	73,83	22,01
Week 100	n/a	579	91,6	528	91,2	75,02	21,45	569	90,7	483	84,9	75,85	20,94
Study													
Baseline	Rhine	319	100,0	318	99,7	64,66	23,98	315	100,0	313	99,4	65,19	24,26
Week 24	Rhine	319	100,0	308	96,6	73,82	21,37	314	99,7	302	96,2	74,21	21,28
Week 52	Rhine	312	97,8	283	90,7	74,78	21,48	304	96,5	270	88,8	74,60	22,29
Week 100	Rhine	301	94,4	270	89,7	75,11	21,09	287	91,1	235	81,9	76,26	20,89
Baseline	Yosemite	313	100,0	310	99,0	63,35	23,48	312	100,0	308	98,7	63,47	23,90
Week 24	Yosemite	313	100,0	300	95,8	72,50	20,76	311	99,7	293	94,2	71,20	21,72
Week 52	Yosemite	297	94,9	268	90,2	73,87	22,00	299	95,8	253	84,6	73,01	21,71
Week 100	Yosemite	278	88,8	258	92,8	74,92	21,85	282	90,4	248	87,9	75,45	21,02

[1] in study: number of subjects in study at respective visit; % based on baseline
with value: number of subjects in study and with value at respective visit - used for the calculation of the mean and SD; % based on patients in study at respective visit
[2] mean: descriptive statistics - absolute values
Treatment policy strategy was applied to non-COVID-19 related and hypothetical strategy was applied to COVID-19 related intercurrent events.
COVID-19 related intercurrent events are: Disc. of Treatment due to COVID-19, Prohibited Treatment/Therapy due to COVID-19, Missed Dose at Week 88,92 or 96 due to COVID-19 and COVID-19 Death.
Early Termination (ET) visit was mapped to closest regular visit. Clinical cut-off: YOSEMITE 01NOV2021 and RHINE 28OCT2021

Program: root/clinical_studies/RO6867461/CDT70122/share/ACE_pool_DME_Base/prod/program/t_eff_mean.sas
Output: root/clinical_studies/RO6867461/CDT70122/share/ACE_pool_DME_CSR_Final/prod/output_bc/t_eff_mean_QSBNA_PREST_ITBC_OCTNOV2021_DME.xls
25MAR2022 19:34

POPULATION: Intent-to-Treat Population B vs. C
ENDPOINT: NEI VFQ-25 Near Activities subscale throughout the Entire Study
STUDY: GR40349 & GR40398
Forest Plot of Mean Difference
Baseline

Study	Total n (with value)	Aflibercept (N=627) n (with value)	Aflibercept (N=627) Mean	Faricimab (PTI) (N=632) n (with value)	Faricimab (PTI) (N=632) Mean	Mean Difference	95% CI
All Patients	1249	621	64.3	628	64.0	-0.3	(-3.0, 2.3)
Study							
Rhine	631	313	65.2	318	64.7	-0.5	(-4.3, 3.2)
Yosemite	618	308	63.5	310	63.3	-0.1	(-3.9, 3.6)

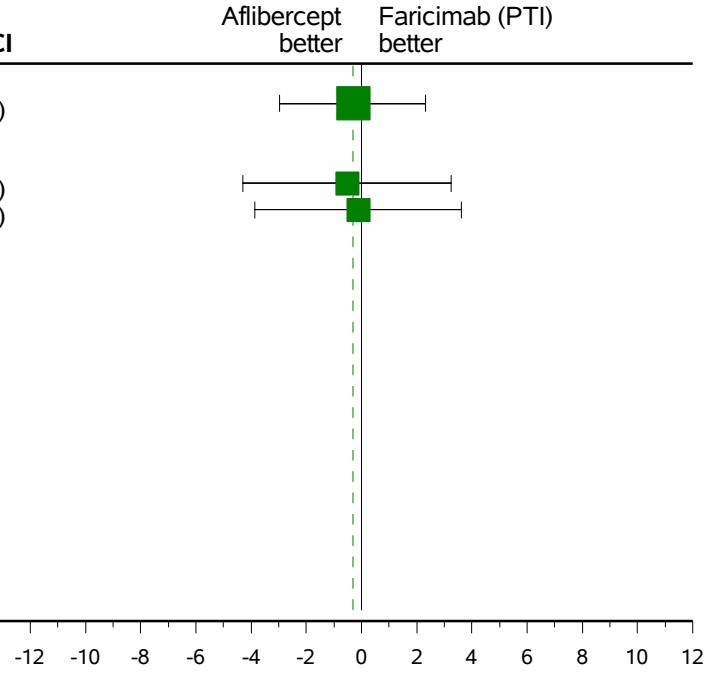

Early Termination (ET) visit was mapped to closest regular visit.
Treatment policy strategy was applied to non-COVID-19 related and hypothetical strategy was applied to COVID-19 related intercurrent events.
COVID-19 related intercurrent events are: Disc. of Treatment due to COVID-19, Prohibited Treatment/Therapy due to COVID-19, Missed Dose at Week 88,92 or 96 due to COVID-19 and COVID-19 Death.
Clinical cut-off: YOSEMITE 01NOV2021 and RHINE 28OCT2021
Program: root/clinical_studies/RO6867461/CDT70122/share/ACE_pool_DME_Base/prod/program/g_forest_md.sas
Output: root/clinical_studies/RO6867461/CDT70122/share/ACE_pool_DME_CSR_Final/prod/output_bc/g_forest_md_QSBNA_PREST_ITBC_OCTNOV2021_DME.pdf 05OCT2022 15:56

POPULATION: Intent-to-Treat Population B vs. C
ENDPOINT: NEI VFQ-25 Near Activities subscale throughout the Entire Study
STUDY: GR40349 & GR40398
Forest Plot of Mean Difference
Week 24

Study	Total n (with value)	Aflibercept (N=627) n (with value)	Aflibercept (N=627) Mean	Faricimab (PTI) (N=632) n (with value)	Faricimab (PTI) (N=632) Mean	Mean Difference	95% CI
All Patients	1203	595	72.7	608	73.2	0.4	(-2.0, 2.8)
Study							
Rhine	610	302	74.2	308	73.8	-0.4	(-3.8, 3.0)
Yosemite	593	293	71.2	300	72.5	1.3	(-2.1, 4.7)

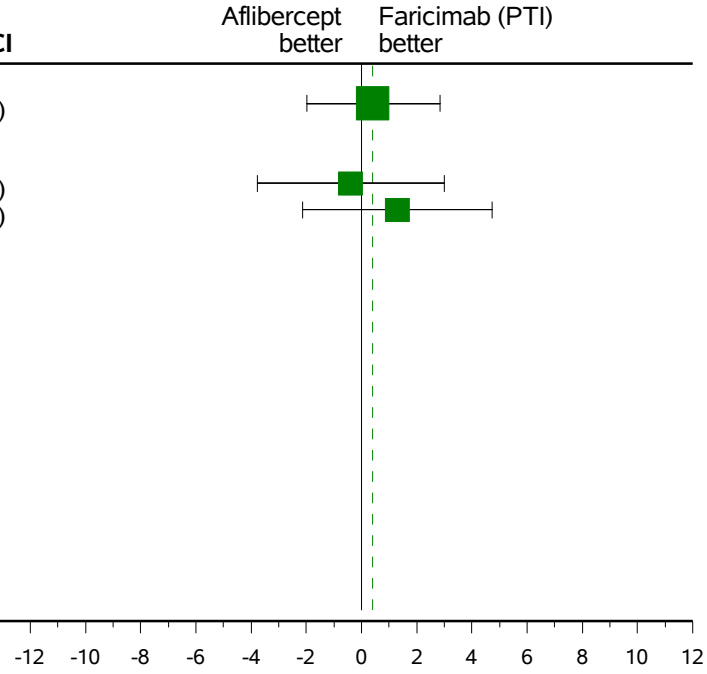

Early Termination (ET) visit was mapped to closest regular visit.
Treatment policy strategy was applied to non-COVID-19 related and hypothetical strategy was applied to COVID-19 related intercurrent events.
COVID-19 related intercurrent events are: Disc. of Treatment due to COVID-19, Prohibited Treatment/Therapy due to COVID-19, Missed Dose at Week 88,92 or 96 due to COVID-19 and COVID-19 Death.
Clinical cut-off: YOSEMITE 01NOV2021 and RHINE 28OCT2021
Program: root/clinical_studies/RO6867461/CDT70122/share/ACE_pool_DME_Base/prod/program/g_forest_md.sas
Output: root/clinical_studies/RO6867461/CDT70122/share/ACE_pool_DME_CSR_Final/prod/output_bc/g_forest_md_QSBNA_PREST_ITBC_OCTNOV2021_DME.pdf 05OCT2022 15:56

POPULATION: Intent-to-Treat Population B vs. C
ENDPOINT: NEI VFQ-25 Near Activities subscale throughout the Entire Study
STUDY: GR40349 & GR40398
Forest Plot of Mean Difference
Week 52

Study	Total n (with value)	Aflibercept (N=627) n (with value)	Aflibercept (N=627) Mean	Faricimab (PTI) (N=632) n (with value)	Faricimab (PTI) (N=632) Mean	Mean Difference	95% CI
All Patients	1074	523	73.8	551	74.3	0.5	(-2.1, 3.1)
Study							
Rhine	553	270	74.6	283	74.8	0.2	(-3.5, 3.8)
Yosemite	521	253	73.0	268	73.9	0.9	(-2.9, 4.6)

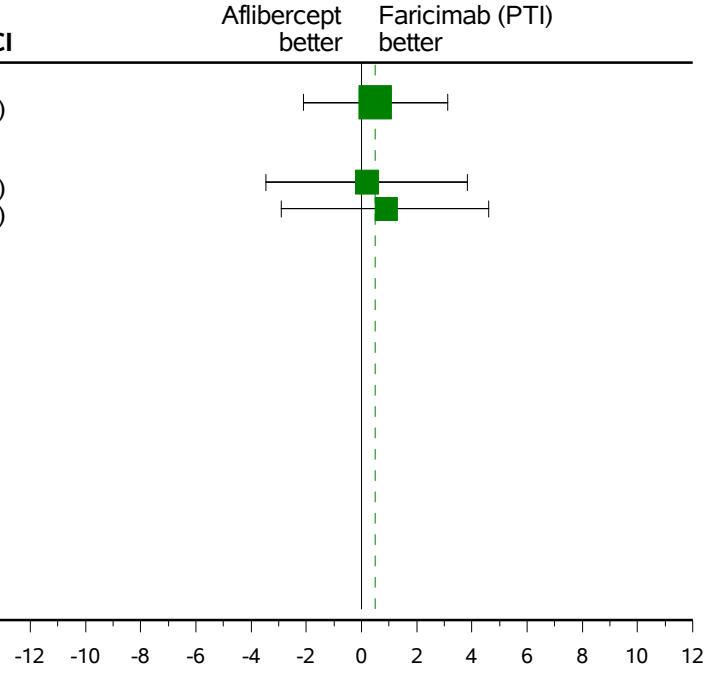

Early Termination (ET) visit was mapped to closest regular visit.
Treatment policy strategy was applied to non-COVID-19 related and hypothetical strategy was applied to COVID-19 related intercurrent events.
COVID-19 related intercurrent events are: Disc. of Treatment due to COVID-19, Prohibited Treatment/Therapy due to COVID-19, Missed Dose at Week 88,92 or 96 due to COVID-19 and COVID-19 Death.
Clinical cut-off: YOSEMITE 01NOV2021 and RHINE 28OCT2021
Program: root/clinical_studies/RO6867461/CDT70122/share/ACE_pool_DME_Base/prod/program/g_forest_md.sas
Output: root/clinical_studies/RO6867461/CDT70122/share/ACE_pool_DME_CSR_Final/prod/output_bc/g_forest_md_QSBNA_PREST_ITBC_OCTNOV2021_DME.pdf 05OCT2022 15:56

POPULATION: Intent-to-Treat Population B vs. C
ENDPOINT: NEI VFQ-25 Near Activities subscale throughout the Entire Study
STUDY: GR40349 & GR40398
Forest Plot of Mean Difference
Week 100

Study	Total n (with value)	Aflibercept (N=627) n (with value)	Aflibercept (N=627) Mean	Faricimab (PTI) (N=632) n (with value)	Faricimab (PTI) (N=632) Mean	Mean Difference	95% CI
All Patients	1011	483	75.8	528	75.0	-0.8	(-3.4, 1.8)
Study							
Rhine	505	235	76.3	270	75.1	-1.2	(-4.8, 2.5)
Yosemite	506	248	75.5	258	74.9	-0.5	(-4.3, 3.2)

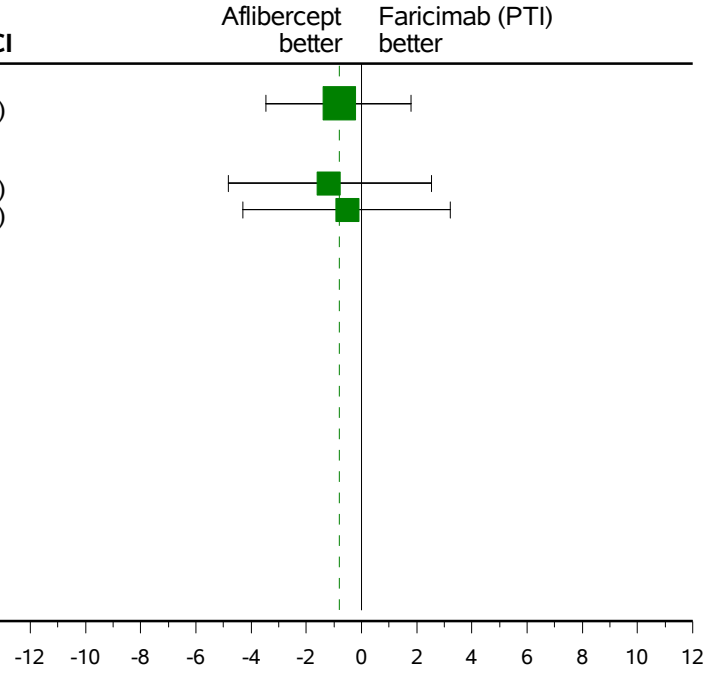

Early Termination (ET) visit was mapped to closest regular visit.
Treatment policy strategy was applied to non-COVID-19 related and hypothetical strategy was applied to COVID-19 related intercurrent events.
COVID-19 related intercurrent events are: Disc. of Treatment due to COVID-19, Prohibited Treatment/Therapy due to COVID-19, Missed Dose at Week 88,92 or 96 due to COVID-19 and COVID-19 Death.
Clinical cut-off: YOSEMITE 01NOV2021 and RHINE 28OCT2021
Program: root/clinical_studies/RO6867461/CDT70122/share/ACE_pool_DME_Base/prod/program/g_forest_md.sas
Output: root/clinical_studies/RO6867461/CDT70122/share/ACE_pool_DME_CSR_Final/prod/output_bc/g_forest_md_QSBNA_PREST_ITBC_OCTNOV2021_DME.pdf 05OCT2022 15:56

POPULATION: Intent-to-Treat Population (results shown for B vs. C)
ENDPOINT: NEI VFQ-25 Near Activities subscale through Week 56
MODEL: Adjusted Analysis for Study, Baseline BCVA ETDRS letter score, Prior IVT anti-VEGF therapy, Geographic region
STUDY: GR40349 & GR40398
Change from Baseline (Analysis of MMRM)

			Faricimab (PTI) (N=632)					Aflibercept (N=627)					Difference between Treatments (Faricimab (PTI) - Aflibercept)					
			N			Statistics		N			Statistics		Statistics					
Visit	Name	Level	Total	with baseline value	included in analysis[1]	LSMeans[2]	SE (LSMeans)	Total	with baseline value	included in analysis[1]	LSMeans[2]	SE (LSMeans)	LSMeans[3]	SE (LSMeans)	95% CI (LL)	95% CI (UL)	Population	Method
Week 52	All	n/a	609	605	530	10,48	0,75	603	598	507	10,29	0,77	0,19	1,07	-1,91	2,30	Intent-to-Treat Population	adjusted
	Study	Rhine	312	311	274	10,66	1,04	304	302	259	9,89	1,07	0,77	1,49	-2,15	3,69	Intent-to-Treat Population	adjusted
		Yosemite	297	294	256	10,28	1,08	299	296	248	10,74	1,10	-0,46	1,54	-3,49	2,57	Intent-to-Treat Population	adjusted

[1] Patients with a value at baseline and a post-baseline value at the respective visit.
[2] LSMeans of change from baseline from MMRM (including all available records from all selected visits). Selected visits: Week 24, Week 52. Early Termination (ET) visit was mapped to closest regular visit.
[3] Contrasts from MMRM
[4] Factors/Covariates: treatment, visit, treatment-by-visit interaction, baseline value. In addition, for the total population, adjusted for randomization stratification factors.
Data as observed (no imputation of missing values). Covariance matrix: unstructured. Treatment policy strategy was applied to non-COVID-19 related and hypothetical strategy was applied to COVID-19 related intercurrent events(IEs).
COVID-19 rel. IEs are: Disc. of Treatment due to COVID-19, Prohibited Treatment/Therapy due to COVID-19, Missed Dose at Week 44,48 or 52 due to COVID-19 and COVID-19 Death. Clinical cut-off: YOSEMITE 01NOV2021 and RHINE 28OCT2021

Program: root/clinical_studies/RO6867461/CDT70122/share/ACE_pool_DME_Base/prod/program/t_eff_mmrm.sas
Output: root/clinical_studies/RO6867461/CDT70122/share/ACE_pool_DME_CSR_Final/prod/output_bc/t_eff_mmrm_adj_QSBNA_W56_PREST_ITBC2_OCTNOV2021_DME.xls
27JUL2022 11:08

POPULATION: Intent-to-Treat Population (results shown for B vs. C)
ENDPOINT: NEI VFQ-25 Near Activities subscale through Week 56
MODEL: Adjusted Analysis for Study, Baseline BCVA ETDRS letter score, Prior IVT anti-VEGF therapy, Geographic region
STUDY: GR40349 & GR40398
Forest Plot of LSMeans Difference for Change from Baseline (MMRM)
Week 52

Study	Total n [1]	Aflibercept (N=627) n [1]	Aflibercept (N=627) LSMeans [2]	Faricimab (PTI) (N=632) n [1]	Faricimab (PTI) (N=632) LSMeans [2]	LSMeans Difference	95% CI
All Patients	1037	507	10.3	530	10.5	0.2	(-1.9, 2.3)
Study							
Rhine	533	259	9.9	274	10.7	0.8	(-2.1, 3.7)
Yosemite	504	248	10.7	256	10.3	-0.5	(-3.5, 2.6)

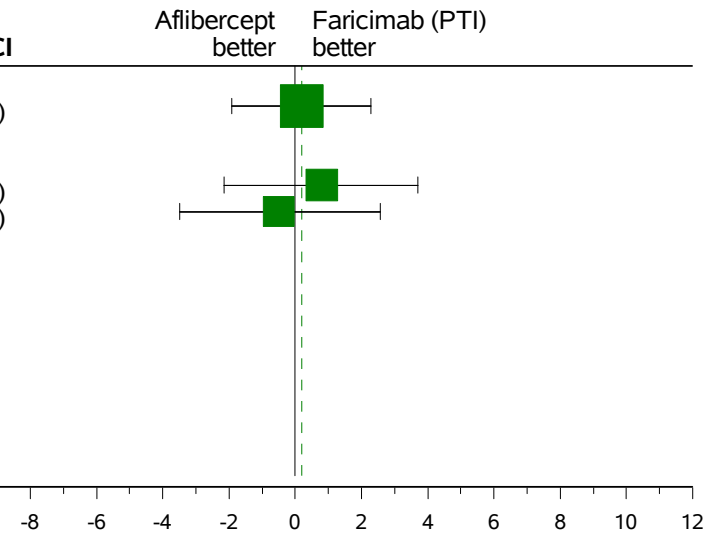

[1] Patients with a value at baseline and a post-baseline value at the respective visit.
[2] LSMeans of change from baseline from MMRM (including all available records from all selected visits).
Selected visits: Week 24, Week 52. Early Termination (ET) visit was mapped to closest regular visit.
Factors/Covariates: treatment, visit, treatment-by-visit interaction, baseline value. In addition adjusted for randomization stratification factors. The stratification factor is excluded if it is the subgroup.
Data as observed (no imputation of missing values). Covariance matrix: unstructured.
Treatment policy strategy was applied to non-COVID-19 related and hypothetical strategy was applied to COVID-19 related intercurrent events(IEs).
COVID-19 rel. IEs are: Disc. of Treatment due to COVID-19, Prohibited Treatment/Therapy due to COVID-19, Missed Dose at Week 44,48 or 52 due to COVID-19 and COVID-19 Death.
Clinical cut-off: YOSEMITE 01NOV2021 and RHINE 28OCT2021
Program: root/clinical_studies/RO6867461/CDT70122/share/ACE_pool_DME_Base/prod/program/g_forest_lsmd.sas
Output: root/clinical_studies/RO6867461/CDT70122/share/ACE_pool_DME_CSR_Final/prod/output_bc/g_forest_lsmd_adj_QSBNA_W56_PREST_ITBC2_OCTNOV2021_DME.pdf 10OCT2022 16:12

POPULATION: Intent-to-Treat Population (results shown for B vs. C)
ENDPOINT: NEI VFQ-25 Near Activities subscale throughout the Entire Study
MODEL: Adjusted Analysis for Study, Baseline BCVA ETDRS letter score, Prior IVT anti-VEGF therapy, Geographic region
STUDY: GR40349 & GR40398
Change from Baseline (Analysis of MMRM)

			Faricimab (PTI) (N=632)					Aflibercept (N=627)					Difference between Treatments (Faricimab (PTI) - Aflibercept)					
			N			Statistics		N			Statistics		Statistics					
Visit	Name	Level	Total	with baseline value	included in analysis[1]	LSMeans[2]	SE (LSMeans)	Total	with baseline value	included in analysis[1]	LSMeans[2]	SE (LSMeans)	LSMeans[3]	SE (LSMeans)	95% CI (LL)	95% CI (UL)	Population	Method
Week 100	All	n/a	579	575	524	10,26	0,78	569	564	480	11,17	0,81	-0,91	1,12	-3,12	1,30	Intent-to-Treat Population	adjusted
	Study	Rhine	301	300	269	10,04	1,08	287	285	234	10,29	1,15	-0,25	1,58	-3,35	2,86	Intent-to-Treat Population	adjusted
		Yosemite	278	275	255	10,48	1,12	282	279	246	12,03	1,14	-1,54	1,59	-4,67	1,59	Intent-to-Treat Population	adjusted

[1] Patients with a value at baseline and a post-baseline value at the respective visit.
[2] LSMeans of change from baseline from MMRM (including all available records from all selected visits). Selected visits: Week 24, Week 52, Week 100. Early Termination (ET) visit was mapped to closest regular visit.
[3] Contrasts from MMRM
[4] Factors/Covariates: treatment, visit, treatment-by-visit interaction, baseline value. In addition, for the total population, adjusted for randomization stratification factors.
Data as observed (no imputation of missing values). Covariance matrix: unstructured. Treatment policy strategy was applied to non-COVID-19 related and hypothetical strategy was applied to COVID-19 related intercurrent events(IEs).
COVID-19 rel. IEs are: Disc. of Treatment due to COVID-19, Prohibited Treatment/Therapy due to COVID-19, Missed Dose at Week 88,92 or 96 due to COVID-19 and COVID-19 Death. Clinical cut-off: YOSEMITE 01NOV2021 and RHINE 28OCT2021

Program: root/clinical_studies/RO6867461/CDT70122/share/ACE_pool_DME_Base/prod/program/t_eff_mmrm.sas
Output: root/clinical_studies/RO6867461/CDT70122/share/ACE_pool_DME_CSR_Final/prod/output_bc/t_eff_mmrm_adj_QSBNA_W100_PREST_ITBC2_OCTNOV2021_DME.xls
27JUL2022 7:43

POPULATION: Intent-to-Treat Population (results shown for B vs. C)
ENDPOINT: NEI VFQ-25 Near Activities subscale throughout the Entire Study
MODEL: Adjusted Analysis for Study, Baseline BCVA ETDRS letter score, Prior IVT anti-VEGF therapy, Geographic region
STUDY: GR40349 & GR40398
Forest Plot of LSMeans Difference for Change from Baseline (MMRM)
Week 100

		Aflibercept (N=627)		Faricimab (PTI) (N=632)			
Study	**Total n [1]**	**n [1]**	**LSMeans [2]**	**n [1]**	**LSMeans [2]**	**LSMeans Difference**	**95% CI**
All Patients	1004	480	11.2	524	10.3	-0.9	(-3.1, 1.3)
Study							
Rhine	503	234	10.3	269	10.0	-0.2	(-3.4, 2.9)
Yosemite	501	246	12.0	255	10.5	-1.5	(-4.7, 1.6)

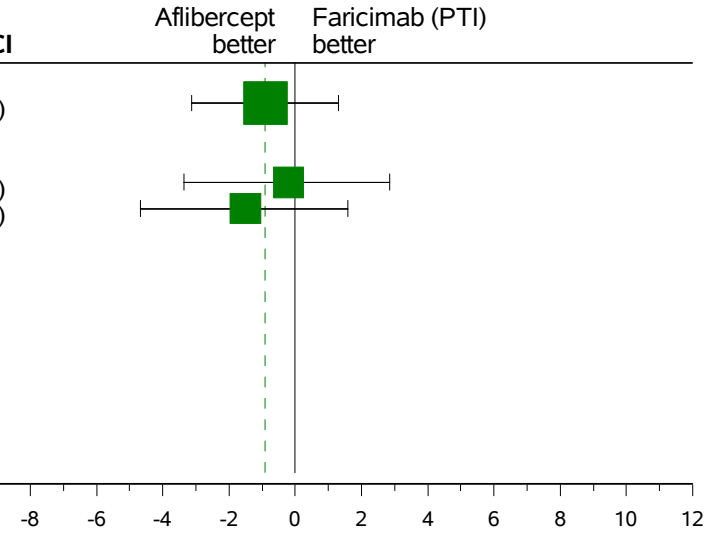

[1] Patients with a value at baseline and a post-baseline value at the respective visit.
[2] LSMeans of change from baseline from MMRM (including all available records from all selected visits).
Selected visits: Week 24, Week 52, Week 100. Early Termination (ET) visit was mapped to closest regular visit.
Factors/Covariates: treatment, visit, treatment-by-visit interaction, baseline value. In addition adjusted for randomization stratification factors. The stratification factor is excluded if it is the subgroup.
Data as observed (no imputation of missing values). Covariance matrix: unstructured.
Treatment policy strategy was applied to non-COVID-19 related and hypothetical strategy was applied to COVID-19 related intercurrent events(IEs).
COVID-19 rel. IEs are: Disc. of Treatment due to COVID-19, Prohibited Treatment/Therapy due to COVID-19, Missed Dose at Week 88,92 or 96 due to COVID-19 and COVID-19 Death.
Clinical cut-off: YOSEMITE 01NOV2021 and RHINE 28OCT2021
Program: root/clinical_studies/RO6867461/CDT70122/share/ACE_pool_DME_Base/prod/program/g_forest_lsmd.sas
Output: root/clinical_studies/RO6867461/CDT70122/share/ACE_pool_DME_CSR_Final/prod/output_bc/g_forest_lsmd_adj_QSBNA_W100_PREST_ITBC2_OCTNOV2021_DME.pdf 10OCT2022 16:30

POPULATION: Intent-to-Treat Population B vs. C
ENDPOINT: Proportion of Patients with a >=15-point improvement from baseline in NEI VFQ-25 Near Activities subscale through Week 56
MODEL: Stratified Analysis by Study, Baseline BCVA ETDRS letter score, Prior IVT anti-VEGF therapy, Geographic region (combined)
STUDY: GR40349 & GR40398
Dichotomous Analysis (Efficacy)

		Faricimab (PTI) (N=632)				Aflibercept (N=627)				Faricimab (PTI) vs. Aflibercept																Aflibercept vs. Faricimab (PTI)				
		Patients		Patients with Event		Patients		Patients with Event		Odds Ratio								Absolute Risk Difference				Relative Risk								Relative Risk				
Name	Level	n	%	n	%	n	%	n	%	Odds Ratio		Convergence Reason	95% Lower CL	95% Upper CL	Absolute Risk		Convergence Reason	95% Lower CL	95% Upper CL	Relative Risk		Convergence Reason	95% Lower CL	95% Upper CL	p-value (Cochran-Mantel-Haenszel)	Interaction Test p-value (likelihood ratio)	Relative Risk		Convergence Reason	95% Lower CL	95% Upper CL
All	n/a	632	100,0	316	50,0	626	99,8	290	46,3	1,16		Convergence criterion (GCONV=1E-8) satisfied.	0,93	1,45	0,037		Algorithm converged.	-0,018	0,092	1,07		Algorithm converged.	0,96	1,20	0,1952		0,93		Algorithm converged.	0,83	1,05
Study	Rhine	319	50,5	165	51,7	315	50,2	149	47,3	1,19		Convergence criterion (GCONV=1E-8) satisfied.	0,87	1,63	0,044		Algorithm converged.	-0,034	0,121	1,09		Algorithm converged.	0,93	1,27	0,2688	0,8177	0,92		Algorithm converged.	0,79	1,08
	Yosemite	313	49,5	151	48,2	311	49,6	141	45,3	1,12		Convergence criterion (GCONV=1E-8) satisfied.	0,82	1,54	0,030		Algorithm converged.	-0,047	0,108	1,06		Algorithm converged.	0,90	1,25	0,4696		0,94		Algorithm converged.	0,80	1,11

Test for interaction based on RR (Log-binomial regression)
* indicates convergence problem. Result is uninterpretable.
Only patients with at least one value are used for analysis. For stratification Asia and rest of the world regions are combined due to a small number of enrolled patients. The stratification factor is excluded if it is the subgroup. OR is computed by stratified analysis, RR and ARD by adjusted analysis.
Early Termination (ET) visit was mapped to closest regular visit.
Treatment policy strategy was applied to non-COVID-19 related and hypothetical strategy was applied to COVID-19 related intercurrent events. COVID-19 related intercurrent events are: Disc. of Treatment due to COVID-19, Prohibited Treatment/Therapy due to COVID-19, Missed Dose at Week 44,48 or 52 due to COVID-19 and COVID-19 Death.
Clinical cut-off: YOSEMITE 01NOV2021 and RHINE 28OCT2021

Program: root/clinical_studies/RO6867461/CDT70122/share/ACE_pool_DME_CSR_Final/prod/program/t_eff_resp.sas
Output: root/clinical_studies/RO6867461/CDT70122/share/ACE_pool_DME_CSR_Final/prod/output_bc/t_eff_resp_str_QSBNA15I_W56_PREST_ITBC_OCTNOV2021_DME.xls
27MAR2022 7:01

POPULATION: Intent-to-Treat Population B vs. C
ENDPOINT: Proportion of Patients with a >=15-point improvement from baseline in NEI VFQ-25 Near Activities subscale through Week 56
MODEL: Adjusted Analysis by Study, Baseline BCVA ETDRS letter score, Prior IVT anti-VEGF therapy, Geographic region
STUDY: GR40349 & GR40398
Forest Plot of Relative Risk

Study	Total n	Aflibercept (N=627) n	Aflibercept (N=627) n Responder	Faricimab (PTI) (N=632) n	Faricimab (PTI) (N=632) n Responder	Relative Risk	95% CI
All Patients	1258	626	290	632	316	1.07	(0.96, 1.20)
Study							
Rhine	634	315	149	319	165	1.09	(0.93, 1.27)
Yosemite	624	311	141	313	151	1.06	(0.90, 1.25)

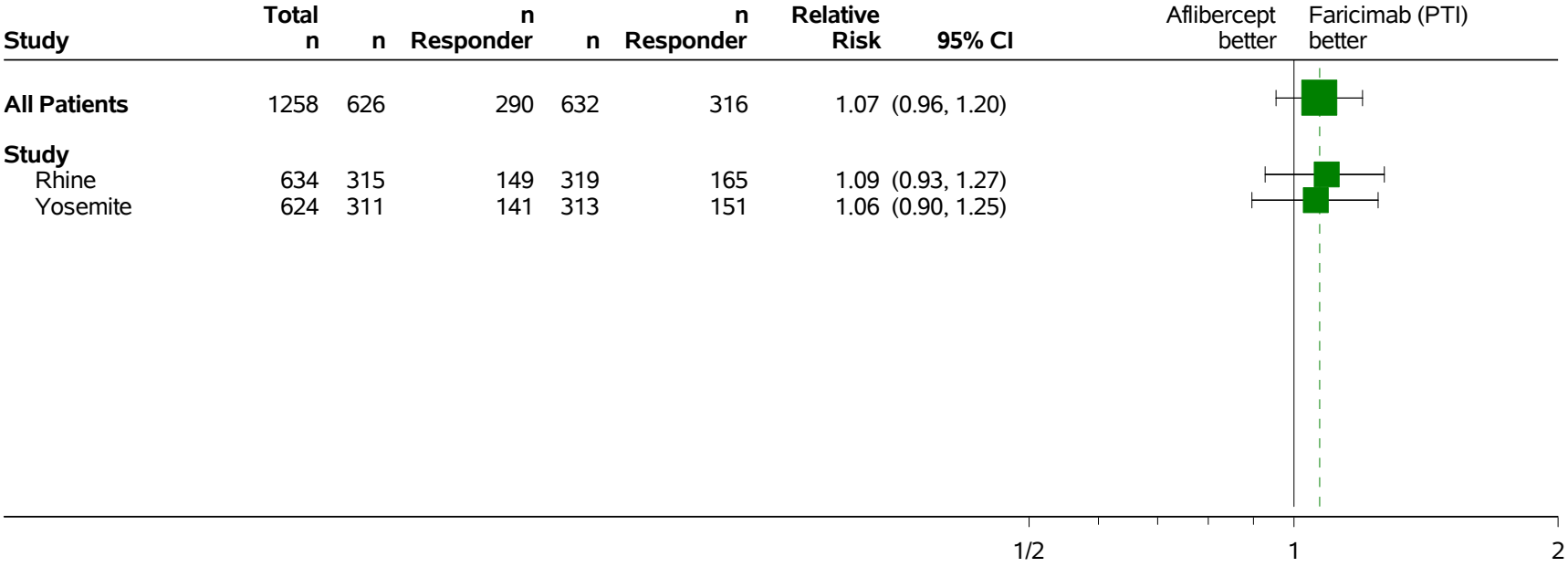

Only patients with at least one value are used for analysis. For adjustment Asia and rest of the world regions are combined due to a small number of enrolled patients.
The adjustment factor is excluded if it is the subgroup.
Early Termination (ET) visit was mapped to closest regular visit.
Treatment policy strategy was applied to non-COVID-19 related and hypothetical strategy was applied to COVID-19 related intercurrent events. COVID-19 related intercurrent events are:
Disc. of Treatment due to COVID-19, Prohibited Treatment/Therapy due to COVID-19, Missed Dose at Week 44,48 or 52 due to COVID-19 and COVID-19 Death.
Clinical cut-off: YOSEMITE 01NOV2021 and RHINE 28OCT2021
Program: root/clinical_studies/RO6867461/CDT70122/share/ACE_pool_DME_Base/prod/program/g_forest_rr.sas
Output: root/clinical_studies/RO6867461/CDT70122/share/ACE_pool_DME_CSR_Final/prod/output_bc/g_forest_rr_str_QSBNA15I_W56_PREST_ITBC_OCTNOV2021_DME.pdf 06OCT2022 19:10

POPULATION: Intent-to-Treat Population B vs. C
ENDPOINT: Proportion of Patients with a >=15-point improvement from baseline in NEI VFQ-25 Near Activities subscale through Week 56
MODEL: Stratified Analysis by Study, Baseline BCVA ETDRS letter score, Prior IVT anti-VEGF therapy, Geographic region
STUDY: GR40349 & GR40398
Forest Plot of Odds Ratio

Study	Total n	Aflibercept (N=627) n	Aflibercept (N=627) n Responder	Faricimab (PTI) (N=632) n	Faricimab (PTI) (N=632) n Responder	Odds Ratio	95% CI
All Patients	1258	626	290	632	316	1.16	(0.93, 1.45)
Study							
Rhine	634	315	149	319	165	1.19	(0.87, 1.63)
Yosemite	624	311	141	313	151	1.12	(0.82, 1.54)

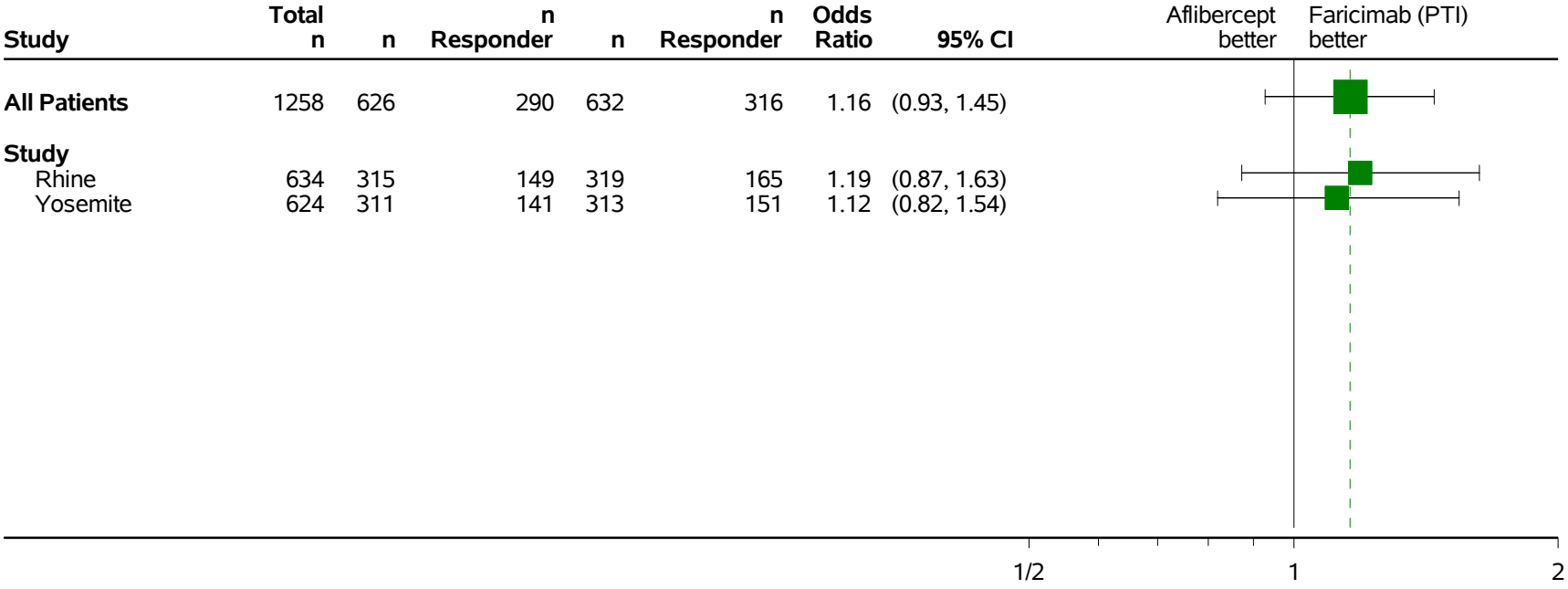

Only patients with at least one value are used for analysis. For stratification Asia and rest of the world regions are combined due to a small number of enrolled patients.
Early Termination (ET) visit was mapped to closest regular visit.
Treatment policy strategy was applied to non-COVID-19 related and hypothetical strategy was applied to COVID-19 related intercurrent events. COVID-19 related intercurrent events are:
Disc. of Treatment due to COVID-19, Prohibited Treatment/Therapy due to COVID-19, Missed Dose at Week 44,48 or 52 due to COVID-19 and COVID-19 Death.
Clinical cut-off: YOSEMITE 01NOV2021 and RHINE 28OCT2021
Program: root/clinical_studies/RO6867461/CDT70122/share/ACE_pool_DME_Base/prod/program/g_forest_or.sas
Output: root/clinical_studies/RO6867461/CDT70122/share/ACE_pool_DME_CSR_Final/prod/output_bc/g_forest_or_str_QSBNA15I_W56_PREST_ITBC_OCTNOV2021_DME.pdf 30SEP2022 14:08

POPULATION: Intent-to-Treat Population B vs. C
ENDPOINT: Proportion of Patients with a >=15-point improvement from baseline in NEI VFQ-25 Near Activities subscale through Week 56
MODEL: Stratified Analysis by Study, Baseline BCVA ETDRS letter score, Prior IVT anti-VEGF therapy, Geographic region (combined)
STUDY: GR40349 & GR40398
Dichotomous Analysis by Subgroups (Efficacy)

		Faricimab (PTI) (N=632)				Aflibercept (N=627)				Faricimab (PTI) vs. Aflibercept														Aflibercept vs. Faricimab (PTI)			
		Patients		Patients with Event		Patients		Patients with Event		Odds Ratio				Absolute Risk Difference				Relative Risk						Relative Risk			
Name	Level	n	%	n	%	n	%	n	%	Odds Ratio	Convergence Reason	95% Lower CL	95% Upper CL	Absolute Risk	Convergence Reason	95% Lower CL	95% Upper CL	Relative Risk	Convergence Reason	95% Lower CL	95% Upper CL	p-value (Cochran-Mantel Haenszel)	p-value (likelihood ratio)	Relative Risk	Convergence Reason	95% Lower CL	95% Upper CL
All	n/a	632	100,0	316	50,0	626	99,8	290	46,3	1,16	Convergence criterion (GCONV=1E-8) satisfied.	0,93	1,45	0,037	Algorithm converged.	-0,018	0,092	1,07	Algorithm converged.	0,96	1,20	0,1952		0,93	Algorithm converged.	0,83	1,05
Sex	Male	396	62,7	196	49,5	364	58,1	166	45,6	1,16	Convergence criterion (GCONV=1E-8) satisfied.	0,87	1,54	0,037	Algorithm converged.	-0,034	0,107	1,06	Algorithm converged.	0,91	1,23	0,3234	0,9474	0,94	Algorithm converged.	0,82	1,09
	Female	236	37,3	120	50,8	262	41,8	124	47,3	1,15	Convergence criterion (GCONV=1E-8) satisfied.	0,81	1,63	0,038	Algorithm converged.	-0,050	0,125	1,08	Algorithm converged.	0,90	1,29	0,4453		0,93	Algorithm converged.	0,78	1,11
Age	< 65 years	352	55,7	170	48,3	363	57,9	171	47,1	1,05	Convergence criterion (GCONV=1E-8) satisfied.	0,78	1,42	0,013	Algorithm converged.	-0,060	0,085	1,01	Algorithm converged.	0,87	1,18	0,7279	0,2666	0,99	Algorithm converged.	0,85	1,15
	>= 65 years	280	44,3	146	52,1	263	41,9	119	45,2	1,30	Convergence criterion (GCONV=1E-8) satisfied.	0,92	1,83	0,069	Algorithm converged.	-0,015	0,152	1,15	Algorithm converged.	0,97	1,37	0,1339		0,87	Algorithm converged.	0,73	1,03
Age	< 75 years	577	91,3	287	49,7	571	91,1	263	46,1	1,16	Convergence criterion (GCONV=1E-8) satisfied.	0,92	1,47	0,038	Algorithm converged.	-0,020	0,095	1,07	Algorithm converged.	0,95	1,21	0,2007	0,9601	0,93	Algorithm converged.	0,83	1,05
	>= 75 years	55	8,7	29	52,7	55	8,8	27	49,1	*	NE			0,018	Algorithm converged.	-0,167	0,204	1,05	Algorithm converged.	0,72	1,51	0,7188		0,96	Algorithm converged.	0,66	1,38
Baseline BCVA ETDRS letter score	< 64 letters	281	44,5	152	54,1	284	45,3	148	52,1	1,07	Convergence criterion (GCONV=1E-8) satisfied.	0,77	1,49	0,018	Algorithm converged.	-0,063	0,100	1,02	Algorithm converged.	0,88	1,20	0,6813	0,4214	0,98	Algorithm converged.	0,84	1,14
	>= 64 letters	349	55,2	164	47,0	342	54,5	142	41,5	1,25	Convergence criterion (GCONV=1E-8) satisfied.	0,92	1,69	0,056	Algorithm converged.	-0,018	0,130	1,13	Algorithm converged.	0,95	1,34	0,1478		0,89	Algorithm converged.	0,75	1,05
	Missing	2	0,3	0	0,0	0	0,0	0	0,0	NE		NE	NE	NE	NE	NE	NE	NE	NE	NE	NE	NE		NE	NE	NE	NE
Geographic region	Europe	219	34,7	98	44,7	219	34,9	90	41,1	1,14	Convergence criterion (GCONV=1E-8) satisfied.	0,78	1,66	0,035	Algorithm converged.	-0,058	0,127	1,08	Algorithm converged.	0,87	1,35	0,5007	0,6971	0,92	Algorithm converged.	0,74	1,15
	America	344	54,4	183	53,2	339	54,1	171	50,4	1,12	Convergence criterion (GCONV=1E-8) satisfied.	0,82	1,51	0,027	Algorithm converged.	-0,048	0,101	1,04	Algorithm converged.	0,90	1,20	0,4803		0,96	Algorithm converged.	0,83	1,11
	Asia Pacific (inc. Australia)	69	10,9	35	50,7	68	10,8	29	42,6	1,49	Convergence criterion (GCONV=1E-8) satisfied.	0,75	2,97	0,100	Algorithm converged.	-0,066	0,266	1,25	Algorithm converged.	0,88	1,78	0,2549		0,80	Algorithm converged.	0,56	1,14
Race/ethnicity	White	489	77,4	244	49,9	503	80,3	236	46,7	1,13	Convergence criterion (GCONV=1E-8) satisfied.	0,88	1,46	0,033	Algorithm converged.	-0,028	0,095	1,06	Algorithm converged.	0,93	1,20	0,3290	0,1503	0,95	Algorithm converged.	0,83	1,07
	Asian	62	9,8	35	56,5	59	9,4	22	37,3	1,88	Convergence criterion (GCONV=1E-8) satisfied.	0,89	3,94	0,205	Algorithm converged.	0,031	0,378	1,53	Algorithm converged.	1,03	2,27	0,0945		0,65	Algorithm converged.	0,44	0,97
	Other	55	8,7	26	47,3	47	7,5	23	48,9	1,04	Convergence criterion (GCONV=1E-8) satisfied.	0,42	2,58	*	WARNING: The relative Hessian convergence criterion of 0.0008806265 is greater than the limit of 0.0001. The convergence is questionable.			*	WARNING: The relative Hessian convergence criterion of 0.133103992 is greater than the limit of 0.0001. The convergence is questionable.					*	WARNING: The relative Hessian convergence criterion of 0.133103992 is greater than the limit of 0.0001. The convergence is questionable.		
	Unknown	26	4,1	11	42,3	15	2,4	9	60,0	0,41	Convergence criterion (GCONV=1E-8) satisfied.	0,10	1,75	-0,216	Algorithm converged.	-0,556	0,124	*	WARNING: The relative Hessian convergence criterion of 0.0098237864 is greater than the limit of 0.0001. The convergence is questionable.					*	WARNING: The relative Hessian convergence criterion of 0.0098237864 is greater than the limit of 0.0001. The convergence is questionable.		
Baseline HbA1c	<=8%	404	63,9	203	50,2	399	63,6	181	45,4	1,21	Convergence criterion (GCONV=1E-8) satisfied.	0,92	1,60	0,049	Algorithm converged.	-0,020	0,117	1,09	Algorithm converged.	0,95	1,26	0,1780	0,7040	0,92	Algorithm converged.	0,79	1,06
	>8%	221	35,0	110	49,8	222	35,4	106	47,7	1,06	Convergence criterion (GCONV=1E-8) satisfied.	0,73	1,54	0,022	Algorithm converged.	-0,070	0,115	1,04	Algorithm converged.	0,86	1,26	0,7605		0,96	Algorithm converged.	0,79	1,16
	Missing	7	1,1	3	42,9	5	0,8	3	60,0	*	NE			*	ERROR: Error in computing the link function, its derivatives, or the variance function.			*	WARNING: Negative of Hessian not positive definite.					*	WARNING: Negative of Hessian not positive definite.		
Prior IVT anti-VEGF therapy	Yes	133	21,0	67	50,4	137	21,9	50	36,5	1,74	Convergence criterion (GCONV=1E-8) satisfied.	1,07	2,82	0,139	Algorithm converged.	0,023	0,256	1,39	Algorithm converged.	1,06	1,84	0,0242	0,0343	0,72	Algorithm converged.	0,54	0,95
	No	499	79,0	249	49,9	489	78,0	240	49,1	1,03	Convergence criterion (GCONV=1E-8) satisfied.	0,80	1,33	0,007	Algorithm converged.	-0,055	0,069	1,01	Algorithm converged.	0,89	1,14	0,8053		0,99	Algorithm converged.	0,87	1,12
Baseline DR severity	<47	365	57,8	167	45,8	361	57,6	148	41,0	1,17	Convergence criterion (GCONV=1E-8) satisfied.	0,87	1,57	0,045	Algorithm converged.	-0,027	0,117	1,10	Algorithm converged.	0,93	1,30	0,3033	0,3455	0,91	Algorithm converged.	0,77	1,07
	47 - 53	198	31,3	111	56,1	208	33,2	108	51,9	1,16	Convergence criterion (GCONV=1E-8) satisfied.	0,78	1,73	0,050	Algorithm converged.	-0,046	0,146	1,09	Algorithm converged.	0,92	1,31	0,4510		0,91	Algorithm converged.	0,77	1,09
	>53	58	9,2	34	58,6	38	6,1	26	68,4	0,51	Convergence criterion (GCONV=1E-8) satisfied.	0,19	1,38	-0,154	Algorithm converged.	-0,344	0,036	*	WARNING: The relative Hessian convergence criterion of 0.0272707906 is greater than the limit of 0.0001. The convergence is questionable.					*	WARNING: The relative Hessian convergence criterion of 0.0272707906 is greater than the limit of 0.0001. The convergence is questionable.		
	Missing	11	1,7	4	36,4	19	3,0	8	42,1	0,18	Convergence criterion (GCONV=1E-8) satisfied.	0,02	1,69	*	ERROR: The mean parameter is either invalid or at a limit of its range for some observations.			*	WARNING: The relative Hessian convergence criterion of 0.1564997794 is greater than the limit of 0.0001. The convergence is questionable.					*	WARNING: The relative Hessian convergence criterion of 0.1564997794 is greater than the limit of 0.0001. The convergence is questionable.		
Baseline DR severity	<=53	563	89,1	278	49,4	569	90,7	256	45,0	1,19	Convergence criterion (GCONV=1E-8) satisfied.	0,94	1,50	0,044	Algorithm converged.	-0,014	0,101	1,09	Algorithm converged.	0,96	1,23	0,1504	0,1387	0,92	Algorithm converged.	0,81	1,04
	>53	58	9,2	34	58,6	38	6,1	26	68,4	0,51	Convergence criterion (GCONV=1E-8) satisfied.	0,19	1,38	-0,154	Algorithm converged.	-0,344	0,036	*	WARNING: The relative Hessian convergence criterion of 0.0272707906 is greater than the limit of 0.0001. The convergence is questionable.					*	WARNING: The relative Hessian convergence criterion of 0.0272707906 is greater than the limit of 0.0001. The convergence is questionable.		
	Missing	11	1,7	4	36,4	19	3,0	8	42,1	0,18	Convergence criterion (GCONV=1E-8) satisfied.	0,02	1,69	*	ERROR: The mean parameter is either invalid or at a limit of its range for some observations.			*	WARNING: The relative Hessian convergence criterion of 0.1564997794 is greater than the limit of 0.0001. The convergence is questionable.					*	WARNING: The relative Hessian convergence criterion of 0.1564997794 is greater than the limit of 0.0001. The convergence is questionable.		
Medical history: renal disease	Yes	63	10,0	33	52,4	45	7,2	23	51,1	0,84	Convergence criterion (GCONV=1E-8) satisfied.	0,38	1,82	-0,015	Algorithm converged.	-0,206	0,176	1,01	Algorithm converged.	0,70	1,45	0,6511	0,7721	0,99	Algorithm converged.	0,69	1,42
	No	569	90,0	283	49,7	581	92,7	267	46,0	1,16	Convergence criterion (GCONV=1E-8) satisfied.	0,92	1,47	0,038	Algorithm converged.	-0,019	0,095	1,07	Algorithm converged.	0,95	1,21	0,1994		0,93	Algorithm converged.	0,83	1,05
Medical history: cardiac disease	Yes	511	80,9	256	50,1	498	79,4	224	45,0	1,20	Convergence criterion (GCONV=1E-8) satisfied.	0,94	1,54	0,049	Algorithm converged.	-0,012	0,110	1,10	Algorithm converged.	0,96	1,25	0,1426	0,4423	0,91	Algorithm converged.	0,80	1,04
	No	121	19,1	60	49,6	128	20,4	66	51,6	0,94	Convergence criterion (GCONV=1E-8) satisfied.	0,56	1,60	-0,004	Algorithm converged.	-0,127	0,119	0,98	Algorithm converged.	0,77	1,24	0,8295		1,02	Algorithm converged.	0,80	1,30
Medical history: vascular disease	Yes	92	14,6	55	59,8	98	15,6	49	50,0	1,53	Convergence criterion (GCONV=1E-8) satisfied.	0,85	2,74	0,086	Algorithm converged.	-0,055	0,228	1,16	Algorithm converged.	0,89	1,50	0,1547	0,4804	0,87	Algorithm converged.	0,67	1,12
	No	540	85,4	261	48,3	528	84,2	241	45,6	1,12	Convergence criterion (GCONV=1E-8) satisfied.	0,88	1,43	0,029	Algorithm converged.	-0,030	0,088	1,05	Algorithm converged.	0,93	1,19	0,3428		0,95	Algorithm converged.	0,84	1,08
Study	Rhine	319	50,5	163	51,1	315	50,2	149	47,3	1,19	Convergence criterion (GCONV=1E-8) satisfied.	0,87	1,63	0,044	Algorithm converged.	-0,034	0,121	1,09	Algorithm converged.	0,93	1,27	0,2688	0,8177	0,92	Algorithm converged.	0,79	1,08
	Yosemite	313	49,5	153	48,9	311	49,6	141	45,3	1,12	Convergence criterion (GCONV=1E-8) satisfied.	0,82	1,54	0,030	Algorithm converged.	-0,047	0,108	1,06	Algorithm converged.	0,90	1,23	0,4696		0,94	Algorithm converged.	0,80	1,11

Test for interaction based on RR (Log-binomial regression)
* indicates convergence problem. Result is uninterpretable.
Only patients with at least one value are used for analysis. For stratification Asia and rest of the world regions are combined due to a small number of enrolled patients. The stratification factor is excluded if it is the subgroup. OR is computed by stratified analysis, RR and ARD by adjusted analysis.
Early Termination (ET) visit was mapped to closest regular visit.
Treatment policy strategy was applied to non-COVID-19 related and hypothetical strategy was applied to COVID-19 related intercurrent events. COVID-19 related intercurrent events are: Disc. of Treatment due to COVID-19, Prohibited Treatment/Therapy due to COVID-19, Missed Dose at Week 44,48 or 52 due to COVID-19 and COVID-19 Death.
Clinical cut-off: YOSEMITE 01NOV2021 and RHINE 28OCT2021

Program: root/clinical_studies/RO6867461/CDT70122/share/ACE_pool_DME_CSR_Final/prod/program/t_eff_resp.sas
Output: root/clinical_studies/RO6867461/CDT70122/share/ACE_pool_DME_CSR_Final/prod/output_bc/t_eff_resp_wg_str_QSNHA15I_WS6_PREST_ITBC_OCTNOV2021_DME.xls
27MAR2022 1:32

POPULATION: Intent-to-Treat Population B vs. C
ENDPOINT: Proportion of Patients with a >=15-point improvement from baseline in NEI VFQ-25 Near Activities subscale throughout the Entire Study
MODEL: Stratified Analysis by Study, Baseline BCVA ETDRS letter score, Prior IVT anti-VEGF therapy, Geographic region (combined)
STUDY: GR40349 & GR40398
Dichotomous Analysis (Efficacy)

		Faricimab (PTI) (N=632)				Aflibercept (N=627)				Faricimab (PTI) vs. Aflibercept																Aflibercept vs. Faricimab (PTI)				
		Patients		Patients with Event		Patients		Patients with Event		Odds Ratio										Absolute Risk Difference						Relative Risk												Relative Risk				
Name	Level	n	%	n	%	n	%	n	%	Odds Ratio		Convergence Reason	95% Lower CL	95% Upper CL	Absolute Risk		Convergence Reason	95% Lower CL	95% Upper CL	Relative Risk		Convergence Reason	95% Lower CL	95% Upper CL	p-value (Cochran-Mantel-Haenszel)	Interaction Test p-value (likelihood ratio)	Relative Risk		Convergence Reason	95% Lower CL	95% Upper CL
All	n/a	632	100,0	352	55,7	626	99,8	343	54,8	1,04		Convergence criterion (GCONV=1E-8) satisfied.	0,83	1,30	0,009		Algorithm converged.	-0,046	0,063	1,01		Algorithm converged.	0,92	1,12	0,7518		0,99		Algorithm converged.	0,90	1,09
Study	Rhine	319	50,5	182	57,1	315	50,2	168	53,3	1,16		Convergence criterion (GCONV=1E-8) satisfied.	0,85	1,59	0,037		Algorithm converged.	-0,040	0,113	1,07		Algorithm converged.	0,93	1,23	0,3442	0,2541	0,94		Algorithm converged.	0,82	1,07
	Yosemite	313	49,5	170	54,3	311	49,6	175	56,3	0,92		Convergence criterion (GCONV=1E-8) satisfied.	0,67	1,27	-0,019		Algorithm converged.	-0,097	0,058	0,96		Algorithm converged.	0,84	1,11	0,6134		1,04		Algorithm converged.	0,90	1,19

Test for interaction based on RR (Log-binomial regression)
* indicates convergence problem. Result is uninterpretable.
Only patients with at least one value are used for analysis. For stratification Asia and rest of the world regions are combined due to a small number of enrolled patients. The stratification factor is excluded if it is the subgroup. OR is computed by stratified analysis, RR and ARD by adjusted analysis.
Early Termination (ET) visit was mapped to closest regular visit.
Treatment policy strategy was applied to non-COVID-19 related and hypothetical strategy was applied to COVID-19 related intercurrent events. COVID-19 related intercurrent events are: Disc. of Treatment due to COVID-19, Prohibited Treatment/Therapy due to COVID-19, Missed Dose at Week 88,92 or 96 due to COVID-19 and COVID-19 Death.
Clinical cut-off: YOSEMITE 01NOV2021 and RHINE 28OCT2021

Program: root/clinical_studies/RO6867461/CDT70122/share/ACE_pool_DME_CSR_Final/prod/program/t_eff_resp.sas
Output: root/clinical_studies/RO6867461/CDT70122/share/ACE_pool_DME_CSR_Final/prod/output_bc/t_eff_resp_str_QSBNA15I_PREST_ITBC_OCTNOV2021_DME.xls
27MAR2022 7:06

POPULATION: Intent-to-Treat Population B vs. C
ENDPOINT: Proportion of Patients with a >=15-point improvement from baseline in NEI VFQ-25 Near Activities subscale throughout the Entire Study
MODEL: Adjusted Analysis by Study, Baseline BCVA ETDRS letter score, Prior IVT anti-VEGF therapy, Geographic region
STUDY: GR40349 & GR40398
Forest Plot of Relative Risk

Study	Total n	Aflibercept (N=627) n	Aflibercept (N=627) n Responder	Faricimab (PTI) (N=632) n	Faricimab (PTI) (N=632) n Responder	Relative Risk	95% CI
All Patients	1258	626	343	632	352	1.01	(0.92, 1.12)
Study							
Rhine	634	315	168	319	182	1.07	(0.93, 1.23)
Yosemite	624	311	175	313	170	0.96	(0.84, 1.11)

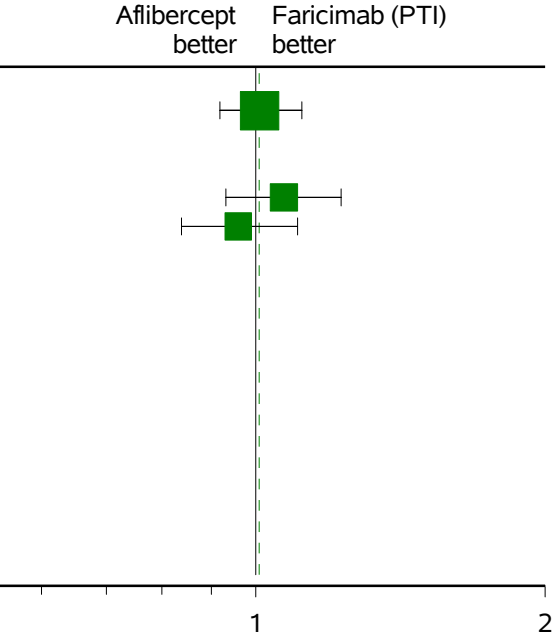

Only patients with at least one value are used for analysis. For adjustment Asia and rest of the world regions are combined due to a small number of enrolled patients.
The adjustment factor is excluded if it is the subgroup.
Early Termination (ET) visit was mapped to closest regular visit.
Treatment policy strategy was applied to non-COVID-19 related and hypothetical strategy was applied to COVID-19 related intercurrent events. COVID-19 related intercurrent events are:
Disc. of Treatment due to COVID-19, Prohibited Treatment/Therapy due to COVID-19, Missed Dose at Week 88,92 or 96 due to COVID-19 and COVID-19 Death.
Clinical cut-off: YOSEMITE 01NOV2021 and RHINE 28OCT2021
Program: root/clinical_studies/RO6867461/CDT70122/share/ACE_pool_DME_Base/prod/program/g_forest_rr.sas
Output: root/clinical_studies/RO6867461/CDT70122/share/ACE_pool_DME_CSR_Final/prod/output_bc/g_forest_rr_str_QSBNA15I_PREST_ITBC_OCTNOV2021_DME.pdf 06OCT2022 19:11

POPULATION: Intent-to-Treat Population B vs. C
ENDPOINT: Proportion of Patients with a >=15-point improvement from baseline in NEI VFQ-25 Near Activities subscale throughout the Entire Study
MODEL: Stratified Analysis by Study, Baseline BCVA ETDRS letter score, Prior IVT anti-VEGF therapy, Geographic region
STUDY: GR40349 & GR40398
Forest Plot of Odds Ratio

Study	Total n	Aflibercept (N=627) n	Aflibercept (N=627) n Responder	Faricimab (PTI) (N=632) n	Faricimab (PTI) (N=632) n Responder	Odds Ratio	95% CI
All Patients	1258	626	343	632	352	1.04	(0.83, 1.30)
Study							
Rhine	634	315	168	319	182	1.16	(0.85, 1.59)
Yosemite	624	311	175	313	170	0.92	(0.67, 1.27)

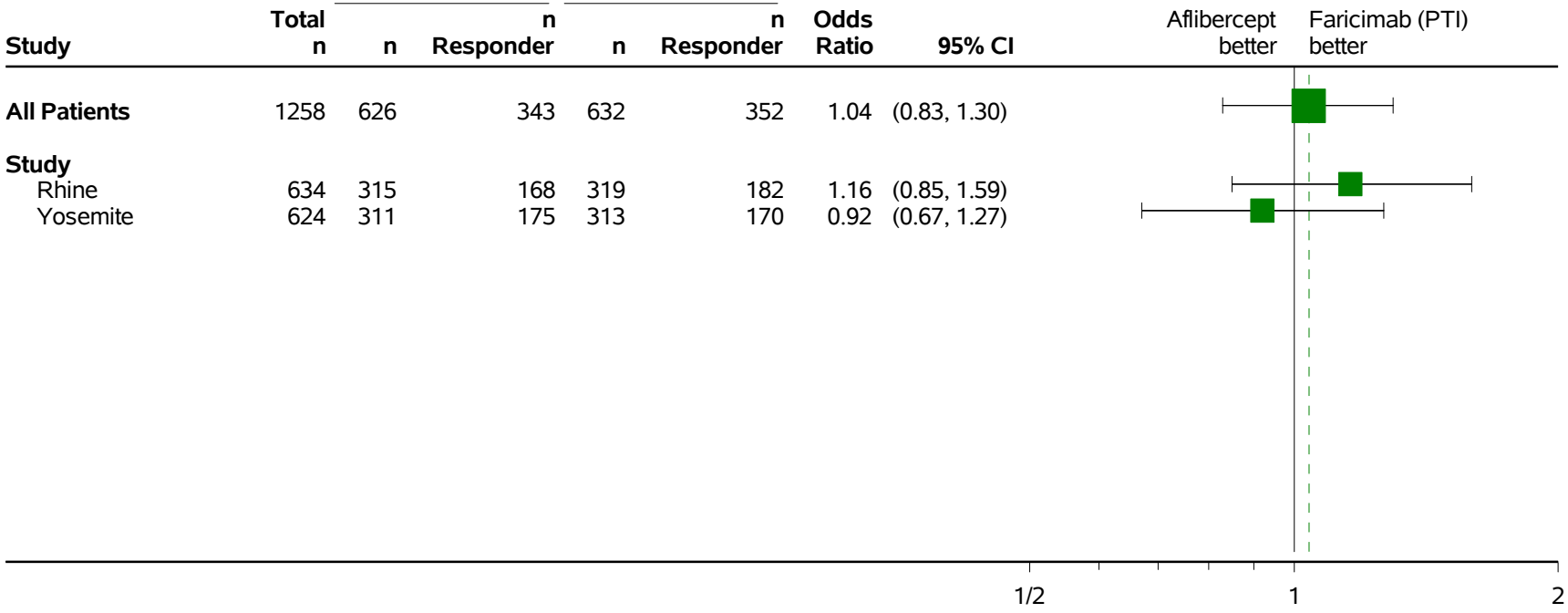

Only patients with at least one value are used for analysis. For stratification Asia and rest of the world regions are combined due to a small number of enrolled patients.
Early Termination (ET) visit was mapped to closest regular visit.
Treatment policy strategy was applied to non-COVID-19 related and hypothetical strategy was applied to COVID-19 related intercurrent events. COVID-19 related intercurrent events are:
Disc. of Treatment due to COVID-19, Prohibited Treatment/Therapy due to COVID-19, Missed Dose at Week 88,92 or 96 due to COVID-19 and COVID-19 Death.
Clinical cut-off: YOSEMITE 01NOV2021 and RHINE 28OCT2021
Program: root/clinical_studies/RO6867461/CDT70122/share/ACE_pool_DME_Base/prod/program/g_forest_or.sas
Output: root/clinical_studies/RO6867461/CDT70122/share/ACE_pool_DME_CSR_Final/prod/output_bc/g_forest_or_str_QSBNA15I_PREST_ITBC_OCTNOV2021_DME.pdf 30SEP2022 14:10

POPULATION: Intent-to-Treat Population B vs. C
ENDPOINT: Proportion of Patients with a >=15-point improvement from baseline in NEI VFQ-25 Near Activities subscale throughout the Entire Study
MODEL: Stratified Analysis by Study, Baseline BCVA ETDRS letter score, Prior IVT anti-VEGF therapy, Geographic region (combined)
STUDY: GR40349 & GR40398
Dichotomous Analysis by Subgroups (Efficacy)

		Faricimab (PTI) (N=632)				Aflibercept (N=627)				Faricimab (PTI) vs. Aflibercept																Aflibercept vs. Faricimab (PTI)			
		Patients		Patients with Event		Patients		Patients with Event		Odds Ratio				Absolute Risk Difference					Relative Risk							Relative Risk			
Name	Level	n	%	n	%	n	%	n	%	Odds Ratio	Convergence Reason	95% Lower CL	95% Upper CL	Absolute Risk	Convergence Reason	95% Lower CL	95% Upper CL		Relative Risk	Convergence Reason	95% Lower CL	95% Upper CL	p-value (Cochran-Mantel-Haenszel)	Interaction Test p-value (likelihood ratio)	Relative Risk	Convergence Reason	95% Lower CL	95% Upper CL
All	n/a	632	100,0	352	55,7	626	99,8	343	54,8	1,04	Convergence criterion (GCONV=1E-8) satisfied.	0,83	1,30	0,009	Algorithm converged.	-0,046	0,063		1,01	Algorithm converged.	0,92	1,12	0,7518		0,99	Algorithm converged.	0,90	1,09
Sex	Male	396	62,7	214	54,0	364	58,1	199	54,7	0,96	Convergence criterion (GCONV=1E-8) satisfied.	0,72	1,28	-0,011	Algorithm converged.	-0,081	0,059		0,97	Algorithm converged.	0,85	1,10	0,7650	0,3154	1,03	Algorithm converged.	0,91	1,17
	Female	236	37,3	138	58,5	262	41,8	144	55,0	1,13	Convergence criterion (GCONV=1E-8) satisfied.	0,79	1,61	0,037	Algorithm converged.	-0,050	0,124		1,07	Algorithm converged.	0,92	1,24	0,4961		0,94	Algorithm converged.	0,80	1,09
Age	< 65 years	352	55,7	193	54,8	363	57,9	209	57,6	0,87	Convergence criterion (GCONV=1E-8) satisfied.	0,63	1,18	-0,033	Algorithm converged.	-0,106	0,039		0,94	Algorithm converged.	0,83	1,07	0,3779	0,0842	1,06	Algorithm converged.	0,93	1,21
	>= 65 years	280	44,3	162	57,9	263	41,9	134	51,0	1,27	Convergence criterion (GCONV=1E-8) satisfied.	0,90	1,79	0,064	Algorithm converged.	-0,020	0,147		1,12	Algorithm converged.	0,96	1,30	0,1681		0,90	Algorithm converged.	0,77	1,04
Age	< 75 years	577	91,3	318	55,1	571	91,1	314	55,0	1,01	Convergence criterion (GCONV=1E-8) satisfied.	0,80	1,27	0,002	Algorithm converged.	-0,055	0,059		1,00	Algorithm converged.	0,90	1,11	0,9447	0,4221	1,00	Algorithm converged.	0,90	1,11
	>= 75 years	55	8,7	34	61,8	55	8,8	29	52,7	1,23	Convergence criterion (GCONV=1E-8) satisfied.	0,45	2,33	0,078	Algorithm converged.	-0,108	0,264		1,18	Algorithm converged.	0,84	1,66	0,9487		0,85	Algorithm converged.	0,60	1,20
Baseline BCVA ETDRS letter score	< 64 letters	281	44,5	172	61,2	284	45,3	177	62,3	0,95	Convergence criterion (GCONV=1E-8) satisfied.	0,67	1,33	-0,012	Algorithm converged.	-0,092	0,068		0,98	Algorithm converged.	0,86	1,12	0,7481	0,4370	1,02	Algorithm converged.	0,90	1,16
	>= 64 letters	349	55,2	180	51,6	342	54,5	166	48,5	1,13	Convergence criterion (GCONV=1E-8) satisfied.	0,84	1,52	0,031	Algorithm converged.	-0,044	0,105		1,06	Algorithm converged.	0,91	1,23	0,4314		0,94	Algorithm converged.	0,81	1,09
	Missing	2	0,3	0	0,0	0	0,0	0	0,0	NE	NE	NE	NE	NE	NE	NE	NE		NE	NE	NE	NE	NE		NE	NE	NE	NE
Geographic region	Europe	219	34,7	110	50,2	219	34,9	111	50,7	0,96	Convergence criterion (GCONV=1E-8) satisfied.	0,66	1,40	-0,006	Algorithm converged.	-0,099	0,088		0,99	Algorithm converged.	0,82	1,19	0,8480	0,8903	1,01	Algorithm converged.	0,84	1,22
	America	344	54,4	203	59,0	339	54,1	195	57,5	1,06	Convergence criterion (GCONV=1E-8) satisfied.	0,78	1,44	0,014	Algorithm converged.	-0,059	0,087		1,02	Algorithm converged.	0,90	1,16	0,7026		0,98	Algorithm converged.	0,86	1,12
	Asia Pacific (inc. Australia)	69	10,9	39	56,5	68	10,8	37	54,4	1,10	Convergence criterion (GCONV=1E-8) satisfied.	0,60	2,36	0,046	Algorithm converged.	-0,119	0,211		1,08	Algorithm converged.	0,81	1,44	0,6135		0,93	Algorithm converged.	0,69	1,24
Race/ethnicity	White	489	77,4	276	56,4	503	80,5	278	55,0	1,03	Convergence criterion (GCONV=1E-8) satisfied.	0,82	1,36	0,014	Algorithm converged.	-0,047	0,075		1,02	Algorithm converged.	0,91	1,14	0,6792	0,6232	0,98	Algorithm converged.	0,88	1,09
	Asian	62	9,8	36	58,1	59	9,4	29	49,2	1,23	Convergence criterion (GCONV=1E-8) satisfied.	0,59	2,57	0,097	Algorithm converged.	-0,077	0,272		1,16	Algorithm converged.	0,84	1,61	0,5762		0,86	Algorithm converged.	0,62	1,19
	Other	55	8,7	29	52,7	47	7,5	25	53,2	1,00	Convergence criterion (GCONV=1E-8) satisfied.	0,41	2,45	*	WARNING: The relative Hessian convergence criterion of 0.0032202769 is greater than the limit of 0.0001. The convergence is questionable.			*		WARNING: The relative Hessian convergence criterion of 0.1048837025 is greater than the limit of 0.0001. The convergence is questionable.					*	WARNING: The relative Hessian convergence criterion of 0.1048837025 is greater than the limit of 0.0001. The convergence is questionable.		
	Unknown	26	4,1	11	42,3	15	2,4	11	73,3	0,26	Convergence criterion (GCONV=1E-8) satisfied.	0,06	1,16	-0,366	Algorithm converged.	-0,681	-0,052	*		WARNING: The relative Hessian convergence criterion of 0.0126623106 is greater than the limit of 0.0001. The convergence is questionable.					*	WARNING: The relative Hessian convergence criterion of 0.0126623106 is greater than the limit of 0.0001. The convergence is questionable.		
Baseline HbA1c	<=8%	404	63,9	228	56,4	398	63,6	221	55,4	1,04	Convergence criterion (GCONV=1E-8) satisfied.	0,78	1,37	0,009	Algorithm converged.	-0,060	0,077		1,01	Algorithm converged.	0,89	1,14	0,8008	0,8859	0,99	Algorithm converged.	0,88	1,12
	>8%	221	35,0	120	54,3	222	35,4	119	53,6	1,03	Convergence criterion (GCONV=1E-8) satisfied.	0,70	1,50	0,010	Algorithm converged.	-0,082	0,102		1,02	Algorithm converged.	0,87	1,21	0,8858		0,98	Algorithm converged.	0,83	1,16
	Missing	7	1,1	4	57,1	5	0,8	3	60,0	>999.99	Convergence criterion (GCONV=1E-8) satisfied.	0,00	NE	*	WARNING: The relative Hessian convergence criterion of 1.0512786973 is greater than the limit of 0.0001. The convergence is questionable.			*		WARNING: Negative of Hessian not positive definite.					*	WARNING: Negative of Hessian not positive definite.		
Prior IVT anti-VEGF therapy	Yes	133	21,0	77	57,9	137	21,9	66	48,2	1,47	Convergence criterion (GCONV=1E-8) satisfied.	0,91	2,38	0,099	Algorithm converged.	-0,018	0,217		1,21	Algorithm converged.	0,97	1,51	0,1116	0,0782	0,83	Algorithm converged.	0,66	1,03
	No	499	79,0	275	55,1	489	78,0	277	56,6	0,94	Convergence criterion (GCONV=1E-8) satisfied.	0,73	1,21	-0,016	Algorithm converged.	-0,078	0,043		0,97	Algorithm converged.	0,87	1,08	0,6120		1,03	Algorithm converged.	0,92	1,15
Baseline DR severity	<47	365	57,8	185	50,7	361	57,6	180	49,9	1,00	Convergence criterion (GCONV=1E-8) satisfied.	0,74	1,34	0,004	Algorithm converged.	-0,068	0,077		1,01	Algorithm converged.	0,87	1,16	0,9911	0,7470	0,99	Algorithm converged.	0,86	1,15
	47 - 53	198	31,3	125	63,1	208	33,2	126	60,6	1,10	Convergence criterion (GCONV=1E-8) satisfied.	0,73	1,65	0,037	Algorithm converged.	-0,057	0,130		1,06	Algorithm converged.	0,92	1,23	0,6623		0,94	Algorithm converged.	0,81	1,09
	>53	58	9,2	37	63,8	38	6,1	27	71,1	0,58	Convergence criterion (GCONV=1E-8) satisfied.	0,21	1,59	-0,109	Algorithm converged.	-0,302	0,085	*	WARNING: The relative Hessian convergence criterion of 0.0044143593 is greater than the limit of 0.0001. The convergence is questionable.						*	WARNING: The relative Hessian convergence criterion of 0.0044143593 is greater than the limit of 0.0001. The convergence is questionable.		
	Missing	11	1,7	5	45,5	19	3,0	10	52,6	0,39	Convergence criterion (GCONV=1E-8) satisfied.	0,07	2,28	*	WARNING: The relative Hessian convergence criterion of 0.0454849302 is greater than the limit of 0.0001. The convergence is questionable.			*	WARNING: The relative Hessian convergence criterion of 0.0880996817 is greater than the limit of 0.0001. The convergence is questionable.					*	WARNING: The relative Hessian convergence criterion of 0.0880996817 is greater than the limit of 0.0001. The convergence is questionable.		
Baseline DR severity	<=53	563	89,1	310	55,1	569	90,7	306	53,8	1,04	Convergence criterion (GCONV=1E-8) satisfied.	0,83	1,32	0,011	Algorithm converged.	-0,047	0,069		1,02	Algorithm converged.	0,91	1,13	0,7138	0,5792	0,98	Algorithm converged.	0,89	1,09
	>53	58	9,2	37	63,8	38	6,1	27	71,1	0,58	Convergence criterion (GCONV=1E-8) satisfied.	0,21	1,59	-0,109	Algorithm converged.	-0,302	0,085	*	WARNING: The relative Hessian convergence criterion of 0.0044143593 is greater than the limit of 0.0001. The convergence is questionable.						*	WARNING: The relative Hessian convergence criterion of 0.0044143593 is greater than the limit of 0.0001. The convergence is questionable.		
	Missing	11	1,7	5	45,5	19	3,0	10	52,6	0,39	Convergence criterion (GCONV=1E-8) satisfied.	0,07	2,28	*	WARNING: The relative Hessian convergence criterion of 0.0454849302 is greater than the limit of 0.0001. The convergence is questionable.			*	WARNING: The relative Hessian convergence criterion of 0.0880996817 is greater than the limit of 0.0001. The convergence is questionable.					*	WARNING: The relative Hessian convergence criterion of 0.0880996817 is greater than the limit of 0.0001. The convergence is questionable.		
Medical history: renal disease	Yes	63	10,0	35	55,6	45	7,2	25	55,6	0,81	Convergence criterion (GCONV=1E-8) satisfied.	0,37	1,80	-0,038	Algorithm converged.	-0,230	0,154	*	WARNING: The relative Hessian convergence criterion of 0.000125042 is greater than the limit of 0.0001. The convergence is questionable.					0,8743	*	WARNING: The relative Hessian convergence criterion of 0.000125042 is greater than the limit of 0.0001. The convergence is questionable.		
	No	569	90,0	317	55,7	581	92,7	318	54,7	1,04	Convergence criterion (GCONV=1E-8) satisfied.	0,82	1,32	0,010	Algorithm converged.	-0,047	0,067		1,01	Algorithm converged.	0,92	1,12	0,7331		0,99	Algorithm converged.	0,89	1,09
Medical history: cardiac disease	Yes	511	80,9	286	56,0	498	79,4	269	54,0	1,07	Convergence criterion (GCONV=1E-8) satisfied.	0,83	1,37	0,016	Algorithm converged.	-0,045	0,077		1,02	Algorithm converged.	0,92	1,14	0,6178	0,6152	0,98	Algorithm converged.	0,87	1,09
	No	121	19,1	66	54,5	128	20,4	74	57,8	0,89	Convergence criterion (GCONV=1E-8) satisfied.	0,53	1,52	-0,012	Algorithm converged.	-0,133	0,109		0,97	Algorithm converged.	0,78	1,19	0,6782		1,03	Algorithm converged.	0,84	1,28
Medical history: vascular disease	Yes	92	14,6	56	60,9	98	15,6	57	58,2	1,17	Convergence criterion (GCONV=1E-8) satisfied.	0,65	2,11	0,019	Algorithm converged.	-0,122	0,159		1,02	Algorithm converged.	0,81	1,29	0,5983	0,8909	0,98	Algorithm converged.	0,78	1,24
	No	540	85,4	296	54,8	528	84,2	286	54,2	1,03	Convergence criterion (GCONV=1E-8) satisfied.	0,81	1,32	0,006	Algorithm converged.	-0,053	0,066		1,01	Algorithm converged.	0,90	1,12	0,8012		0,99	Algorithm converged.	0,89	1,11
Study	Rhine	319	50,5	182	57,1	313	50,2	168	53,7	1,16	Convergence criterion (GCONV=1E-8) satisfied.	0,85	1,59	0,037	Algorithm converged.	-0,040	0,113		1,07	Algorithm converged.	0,93	1,23	0,3442	0,2541	0,94	Algorithm converged.	0,82	1,07
	Yosemite	313	49,5	170	54,3	313	49,6	175	56,3	0,92	Convergence criterion (GCONV=1E-8) satisfied.	0,67	1,27	-0,019	Algorithm converged.	-0,087	0,058		0,96	Algorithm converged.	0,84	1,11	0,6134		1,04	Algorithm converged.	0,90	1,19

Test for interaction based on RR (Log-binomial regression)
* indicates convergence problem. Result is uninterpretable.
Only patients with at least one value are used for analysis. For stratification Asia and rest of the world regions are combined due to a small number of enrolled patients. The stratification factor is excluded if it is the subgroup. OR is computed by stratified analysis, RR and ARD by adjusted analysis.
Early Termination (ET) visit was mapped to closest regular visit.
Treatment policy strategy was applied to non-COVID-19 related and hypothetical strategy was applied to COVID-19 related intercurrent events. COVID-19 related intercurrent events are: Disc. of Treatment due to COVID-19, Prohibited Treatment/Therapy due to COVID-19, Missed Dose at Week 88,92 or 96 due to COVID-19 and COVID-19 Death.
Clinical cut-off: YOSEMITE 01NOV2021 and RHINE 28OCT2021

Program: root/clinical_studies/RO6867461/CDT70122/share/ACE_pool_DME_CSR_Final/prod/program/t_eff_resp.sas
Output: root/clinical_studies/RO6867461/CDT70122/share/ACE_pool_DME_CSR_Final/prod/output_bc/t_eff_resp_sg_str_QSBNA15I_PREST_ITBC_OCTNOV2021_DME.xls
27MAR2022 1:43

POPULATION: Intent-to-Treat Population B vs. C
ENDPOINT: Proportion of Patients with a >=4-point improvement from baseline in NEI VFQ-25 Near Activities subscale through Week 56
MODEL: Stratified Analysis by Study, Baseline BCVA ETDRS letter score, Prior IVT anti-VEGF therapy, Geographic region (combined)
STUDY: GR40349 & GR40398
Dichotomous Analysis (Efficacy)

		Faricimab (PTI) (N=632)				Aflibercept (N=627)				Faricimab (PTI) vs. Aflibercept																Aflibercept vs. Faricimab (PTI)				
		Patients		Patients with Event		Patients		Patients with Event		Odds Ratio																Relative Risk				
														Absolute Risk Difference						Relative Risk										
Name	Level	n	%	n	%	n	%	n	%	Odds Ratio		Convergence Reason	95% Lower CL	95% Upper CL	Absolute Risk		Convergence Reason	95% Lower CL	95% Upper CL	Relative Risk		Convergence Reason	95% Lower CL	95% Upper CL	p-value (Cochran-Mantel-Haenszel)	Interaction Test p-value (likelihood ratio)	Relative Risk		Convergence Reason	95% Lower CL	95% Upper CL
All	n/a	632	100,0	420	66,5	626	99,8	396	63,3	1,15		Convergence criterion (GCONV=1E-8) satisfied.	0,91	1,45	0,032		Algorithm converged.	-0,021	0,084	1,05		Algorithm converged.	0,97	1,14	0,2439		0,95		Algorithm converged.	0,88	1,03
Study	Rhine	319	50,5	212	66,5	315	50,2	203	64,4	1,09		Convergence criterion (GCONV=1E-8) satisfied.	0,79	1,51	0,019		Algorithm converged.	-0,055	0,093	1,03		Algorithm converged.	0,92	1,15	0,6041	0,6896	0,97		Algorithm converged.	0,87	1,09
	Yosemite	313	49,5	208	66,5	311	49,6	193	62,1	1,21		Convergence criterion (GCONV=1E-8) satisfied.	0,87	1,68	0,043		Algorithm converged.	-0,032	0,118	1,07		Algorithm converged.	0,95	1,20	0,2582		0,94		Algorithm converged.	0,83	1,05

Test for interaction based on RR (Log-binomial regression)
* indicates convergence problem. Result is uninterpretable.
Only patients with at least one value are used for analysis. For stratification Asia and rest of the world regions are combined due to a small number of enrolled patients. The stratification factor is excluded if it is the subgroup. OR is computed by stratified analysis, RR and ARD by adjusted analysis.
Early Termination (ET) visit was mapped to closest regular visit.
Treatment policy strategy was applied to non-COVID-19 related and hypothetical strategy was applied to COVID-19 related intercurrent events. COVID-19 related intercurrent events are: Disc. of Treatment due to COVID-19, Prohibited Treatment/Therapy due to COVID-19, Missed Dose at Week 44,48 or 52 due to COVID-19 and COVID-19 Death.
Clinical cut-off: YOSEMITE 01NOV2021 and RHINE 28OCT2021

Program: root/clinical_studies/RO6867461/CDT70122/share/ACE_pool_DME_CSR_Final/prod/program/t_eff_resp.sas
Output: root/clinical_studies/RO6867461/CDT70122/share/ACE_pool_DME_CSR_Final/prod/output_bc/t_eff_resp_str_QSBNA4I_W56_PREST_ITBC_OCTNOV2021_DME.xls
27MAR2022 4:55

POPULATION: Intent-to-Treat Population B vs. C
ENDPOINT: Proportion of Patients with a >=4-point improvement from baseline in NEI VFQ-25 Near Activities subscale through Week 56
MODEL: Adjusted Analysis by Study, Baseline BCVA ETDRS letter score, Prior IVT anti-VEGF therapy, Geographic region
STUDY: GR40349 & GR40398
Forest Plot of Relative Risk

Study	Total n	Aflibercept (N=627) n	Aflibercept (N=627) n Responder	Faricimab (PTI) (N=632) n	Faricimab (PTI) (N=632) n Responder	Relative Risk	95% CI
All Patients	1258	626	396	632	420	1.05	(0.97, 1.14)
Study							
Rhine	634	315	203	319	212	1.03	(0.92, 1.15)
Yosemite	624	311	193	313	208	1.07	(0.95, 1.20)

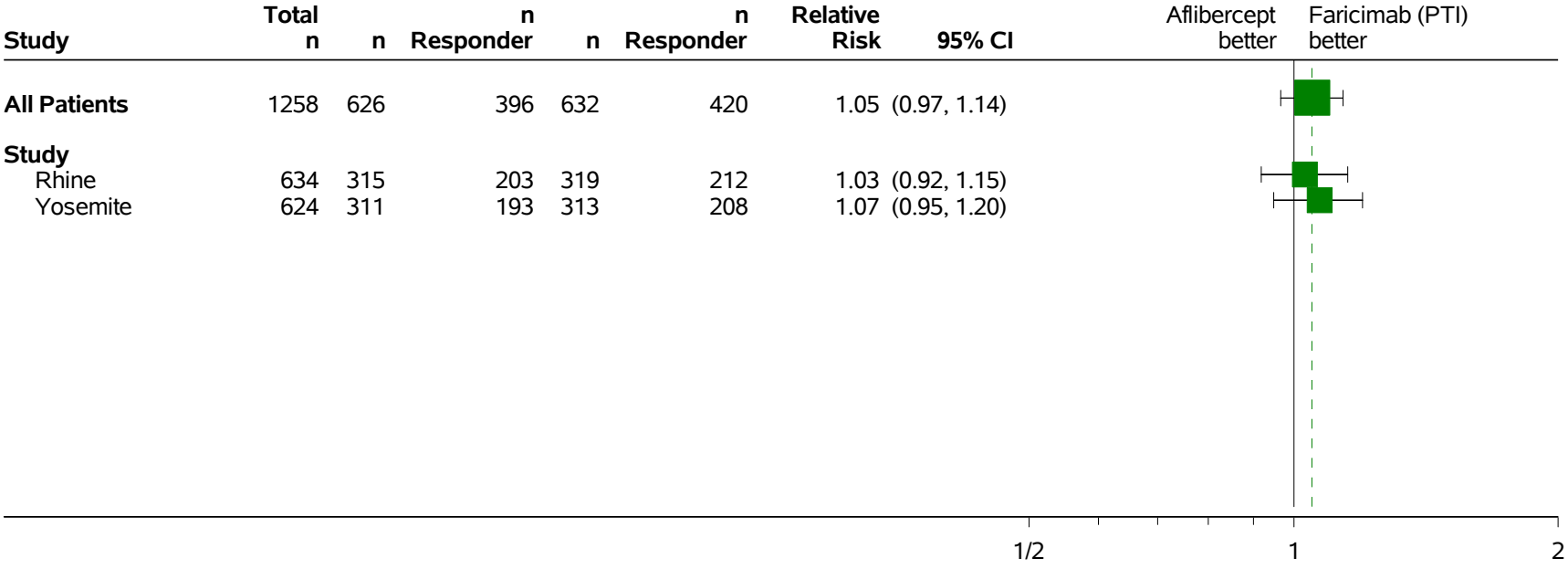

Only patients with at least one value are used for analysis. For adjustment Asia and rest of the world regions are combined due to a small number of enrolled patients.
The adjustment factor is excluded if it is the subgroup.
Early Termination (ET) visit was mapped to closest regular visit.
Treatment policy strategy was applied to non-COVID-19 related and hypothetical strategy was applied to COVID-19 related intercurrent events. COVID-19 related intercurrent events are:
Disc. of Treatment due to COVID-19, Prohibited Treatment/Therapy due to COVID-19, Missed Dose at Week 44,48 or 52 due to COVID-19 and COVID-19 Death.
Clinical cut-off: YOSEMITE 01NOV2021 and RHINE 28OCT2021
Program: root/clinical_studies/RO6867461/CDT70122/share/ACE_pool_DME_Base/prod/program/g_forest_rr.sas
Output: root/clinical_studies/RO6867461/CDT70122/share/ACE_pool_DME_CSR_Final/prod/output_bc/g_forest_rr_str_QSBNA4I_W56_PREST_ITBC_OCTNOV2021_DME.pdf 06OCT2022 18:32

POPULATION: Intent-to-Treat Population B vs. C
ENDPOINT: Proportion of Patients with a >=4-point improvement from baseline in NEI VFQ-25 Near Activities subscale through Week 56
MODEL: Stratified Analysis by Study, Baseline BCVA ETDRS letter score, Prior IVT anti-VEGF therapy, Geographic region
STUDY: GR40349 & GR40398
Forest Plot of Odds Ratio

Study	Total n	Aflibercept (N=627) n	Aflibercept (N=627) n Responder	Faricimab (PTI) (N=632) n	Faricimab (PTI) (N=632) n Responder	Odds Ratio	95% CI
All Patients	1258	626	396	632	420	1.15	(0.91, 1.45)
Study							
Rhine	634	315	203	319	212	1.09	(0.79, 1.51)
Yosemite	624	311	193	313	208	1.21	(0.87, 1.68)

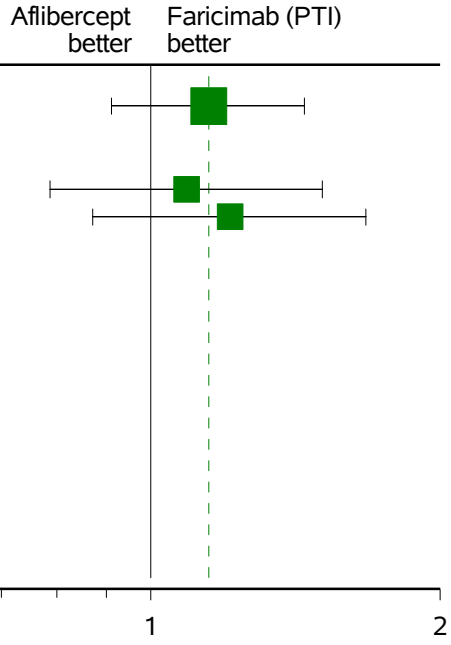

Only patients with at least one value are used for analysis. For stratification Asia and rest of the world regions are combined due to a small number of enrolled patients.
Early Termination (ET) visit was mapped to closest regular visit.
Treatment policy strategy was applied to non-COVID-19 related and hypothetical strategy was applied to COVID-19 related intercurrent events. COVID-19 related intercurrent events are:
Disc. of Treatment due to COVID-19, Prohibited Treatment/Therapy due to COVID-19, Missed Dose at Week 44,48 or 52 due to COVID-19 and COVID-19 Death.
Clinical cut-off: YOSEMITE 01NOV2021 and RHINE 28OCT2021
Program: root/clinical_studies/RO6867461/CDT70122/share/ACE_pool_DME_Base/prod/program/g_forest_or.sas
Output: root/clinical_studies/RO6867461/CDT70122/share/ACE_pool_DME_CSR_Final/prod/output_bc/g_forest_or_str_QSBNA4I_W56_PREST_ITBC_OCTNOV2021_DME.pdf 30SEP2022 13:21

POPULATION: Intent-to-Treat Population B vs. C
ENDPOINT: Proportion of Patients with a >=4-point improvement from baseline in NEI VFQ-25 Near Activities subscale through Week 56
MODEL: Stratified Analysis by Study, Baseline BCVA ETDRS letter score, Prior IVT anti-VEGF therapy, Geographic region (combined)
STUDY: GR40349 & GR40398
Dichotomous Analysis by Subgroups (Efficacy)

		Faricimab (PTI) (N=632)				Aflibercept (N=627)				Faricimab (PTI) vs. Aflibercept													Aflibercept vs. Faricimab (PTI)			
		Patients		Patients with Event		Patients		Patients with Event		Odds Ratio				Absolute Risk Difference				Relative Risk					Relative Risk			
Name	Level	n	%	n	%	n	%	n	%	Odds Ratio	Convergence Reason	95% Lower CL	95% Upper CL	Absolute Risk	Convergence Reason	95% Lower CL	95% Upper CL	Relative Risk	Convergence Reason	95% Lower CL	95% Upper CL	p-value (Cochran-Mantel Haenszel)	Interaction Test p-value (likelihood ratio)	Relative Risk	Convergence Reason	95% Lower CL	95% Upper CL
All	n/a	632	100,0	420	66,5	626	99,8	398	63,3	1,15	Convergence criterion (GCONV=1E-8) satisfied.	0,91	1,45	0,032	Algorithm converged.	-0,021	0,084	1,05	Algorithm converged.	0,97	1,14	0,2439		0,93	Algorithm converged.	0,88	1,03
Sex	Male	396	62,7	261	65,9	364	58,1	231	63,5	1,11	Convergence criterion (GCONV=1E-8) satisfied.	0,83	1,50	0,021	Algorithm converged.	-0,047	0,089	1,03	Algorithm converged.	0,92	1,14	0,4849	0,6322	0,97	Algorithm converged.	0,88	1,08
	Female	236	37,3	159	67,4	262	41,8	165	63,0	1,21	Convergence criterion (GCONV=1E-8) satisfied.	0,84	1,75	0,046	Algorithm converged.	-0,037	0,129	1,07	Algorithm converged.	0,94	1,22	0,3106		0,93	Algorithm converged.	0,82	1,06
Age	< 65 years	352	55,7	228	64,8	363	57,9	236	65,0	0,99	Convergence criterion (GCONV=1E-8) satisfied.	0,73	1,35	-0,003	Algorithm converged.	-0,073	0,067	0,99	Algorithm converged.	0,89	1,11	0,9445	0,1606	1,01	Algorithm converged.	0,90	1,12
	>= 65 years	280	44,3	192	68,6	263	41,9	162	60,8	1,36	Convergence criterion (GCONV=1E-8) satisfied.	0,95	1,94	0,073	Algorithm converged.	-0,007	0,154	1,12	Algorithm converged.	0,99	1,27	0,0906		0,89	Algorithm converged.	0,79	1,01
Age	< 75 years	577	91,3	383	66,4	571	91,1	362	63,4	1,14	Convergence criterion (GCONV=1E-8) satisfied.	0,89	1,45	0,029	Algorithm converged.	-0,026	0,085	1,04	Algorithm converged.	0,96	1,14	0,2989	0,7981	0,96	Algorithm converged.	0,88	1,04
	>= 75 years	55	8,7	37	67,3	55	8,8	34	61,8	0,83	Convergence criterion (GCONV=1E-8) satisfied.	0,35	2,01	0,038	Algorithm converged.	-0,143	0,220	1,05	Algorithm converged.	0,79	1,41	0,6859		0,93	Algorithm converged.	0,71	1,27
Baseline BCVA ETDRS letter score	< 64 letters	281	44,5	195	69,4	284	45,3	188	66,2	1,15	Convergence criterion (GCONV=1E-8) satisfied.	0,81	1,64	0,032	Algorithm converged.	-0,045	0,109	1,05	Algorithm converged.	0,93	1,17	0,4301	0,9450	0,95	Algorithm converged.	0,85	1,07
	>= 64 letters	349	55,2	224	64,2	342	54,5	208	60,8	1,15	Convergence criterion (GCONV=1E-8) satisfied.	0,85	1,57	0,033	Algorithm converged.	-0,039	0,105	1,05	Algorithm converged.	0,94	1,18	0,3715		0,95	Algorithm converged.	0,85	1,07
	Missing	2	0,3	1	50,0	0	0,0	0	0,0	NE		NE	NE	NE	NE	NE	NE	NE	NE	NE	NE	NE		NE	NE	NE	NE
Geographic region	Europe	219	34,7	137	62,6	219	34,9	137	62,6	1,00	Convergence criterion (GCONV=1E-8) satisfied.	0,68	1,47	0,002	Algorithm converged.	-0,089	0,093	1,00	Algorithm converged.	0,87	1,16	0,9828	0,2923	1,00	Algorithm converged.	0,86	1,15
	America	344	54,4	232	67,4	339	54,1	218	64,3	1,15	Convergence criterion (GCONV=1E-8) satisfied.	0,83	1,57	0,029	Algorithm converged.	-0,042	0,100	1,04	Algorithm converged.	0,93	1,16	0,4013		0,96	Algorithm converged.	0,86	1,07
	Asia Pacific (inc. Australia)	69	10,9	51	73,9	68	10,8	41	60,3	1,74	Convergence criterion (GCONV=1E-8) satisfied.	0,85	3,58	0,148	Algorithm converged.	-0,099	0,395	1,26	Algorithm converged.	0,99	1,61	0,1291		0,79	Algorithm converged.	0,62	1,01
Race/ethnicity	White	489	77,4	327	66,9	505	80,5	325	64,4	1,11	Convergence criterion (GCONV=1E-8) satisfied.	0,83	1,44	0,024	Algorithm converged.	-0,033	0,083	1,04	Algorithm converged.	0,95	1,13	0,4417	0,3902	0,97	Algorithm converged.	0,88	1,06
	Asian	82	9,8	43	69,4	58	9,4	32	55,9	1,56	Convergence criterion (GCONV=1E-8) satisfied.	0,74	3,28	0,142	Algorithm converged.	-0,028	0,314	1,28	Algorithm converged.	0,96	1,70	0,2464		0,78	Algorithm converged.	0,59	1,04
	Other	55	8,7	37	67,3	47	7,5	29	61,7	1,20	Convergence criterion (GCONV=1E-8) satisfied.	0,48	2,97	*	WARNING: The relative Hessian convergence criterion of 0.0008185729 is greater than the limit of 0.0001. The convergence is questionable.			*	WARNING: The relative Hessian convergence criterion of 0.040685353 is greater than the limit of 0.0001. The convergence is questionable.					*	WARNING: The relative Hessian convergence criterion of 0.040685353 is greater than the limit of 0.0001. The convergence is questionable.		
	Unknown	26	4,1	13	50,0	15	2,4	9	60,0	0,53	Convergence criterion (GCONV=1E-8) satisfied.	0,12	2,30	-0,158	Algorithm converged.	-0,494	0,178	0,67	Algorithm converged.	0,35	1,30	0,3966		1,49	Algorithm converged.	0,77	2,89
Baseline HbA1c	<=8%	404	63,9	273	67,6	399	63,6	253	63,4	1,19	Convergence criterion (GCONV=1E-8) satisfied.	0,89	1,60	0,040	Algorithm converged.	-0,025	0,106	1,06	Algorithm converged.	0,96	1,17	0,2339	0,7129	0,94	Algorithm converged.	0,85	1,04
	>8%	221	35,0	142	64,3	222	35,4	139	62,6	1,09	Convergence criterion (GCONV=1E-8) satisfied.	0,74	1,60	0,015	Algorithm converged.	-0,074	0,105	1,02	Algorithm converged.	0,88	1,17	0,6693		0,98	Algorithm converged.	0,85	1,13
	Missing	7	1,1	5	71,4	5	0,8	4	80,0	>999.99	Convergence criterion (GCONV=1E-8) satisfied.	0,00	NE	*	ERROR: The mean parameter is either invalid or at a limit of its range for some observations.			*	WARNING: Negative of Hessian not positive definite.					*	WARNING: Negative of Hessian not positive definite.		
Prior IVT anti-VEGF therapy	Yes	133	21,0	94	70,7	137	21,9	83	60,6	1,55	Convergence criterion (GCONV=1E-8) satisfied.	0,94	2,55	0,101	Algorithm converged.	-0,011	0,214	1,17	Algorithm converged.	0,98	1,39	0,0862	0,1766	0,86	Algorithm converged.	0,72	1,02
	No	499	79,0	326	65,3	489	78,0	313	64,0	1,06	Convergence criterion (GCONV=1E-8) satisfied.	0,81	1,37	0,013	Algorithm converged.	-0,047	0,072	1,02	Algorithm converged.	0,93	1,12	0,6743		0,98	Algorithm converged.	0,90	1,08
Baseline DR severity	<47	363	57,8	232	63,8	361	57,8	213	59,6	1,17	Convergence criterion (GCONV=1E-8) satisfied.	0,86	1,57	0,039	Algorithm converged.	-0,031	0,110	1,07	Algorithm converged.	0,95	1,20	0,3145	0,8218	0,94	Algorithm converged.	0,84	1,05
	47 - 53	198	31,3	138	69,7	208	33,2	138	66,3	1,18	Convergence criterion (GCONV=1E-8) satisfied.	0,77	1,79	0,038	Algorithm converged.	-0,052	0,129	1,06	Algorithm converged.	0,93	1,21	0,4511		0,94	Algorithm converged.	0,82	1,08
	>53	58	9,2	44	75,9	38	6,1	30	78,9	0,65	Convergence criterion (GCONV=1E-8) satisfied.	0,22	1,91	*	WARNING: The relative Hessian convergence criterion of 0.0067655889 is greater than the limit of 0.0001. The convergence is questionable.			*	WARNING: The relative Hessian convergence criterion of 0.077871337 is greater than the limit of 0.0001. The convergence is questionable.					*	WARNING: The relative Hessian convergence criterion of 0.077871337 is greater than the limit of 0.0001. The convergence is questionable.		
	Missing	11	1,7	6	54,5	19	3,0	13	68,4	0,28	Convergence criterion (GCONV=1E-8) satisfied.	0,04	1,73	*	WARNING: The relative Hessian convergence criterion of 0.0004762443 is greater than the limit of 0.0001. The convergence is questionable.			*	WARNING: The relative Hessian convergence criterion of 0.2248755135 is greater than the limit of 0.0001. The convergence is questionable.					*	WARNING: The relative Hessian convergence criterion of 0.2248755135 is greater than the limit of 0.0001. The convergence is questionable.		
Baseline DR severity	<=53	563	89,1	370	65,7	569	90,7	353	62,0	1,16	Convergence criterion (GCONV=1E-8) satisfied.	0,91	1,48	0,036	Algorithm converged.	-0,020	0,092	1,06	Algorithm converged.	0,97	1,15	0,2197	0,5231	0,94	Algorithm converged.	0,87	1,03
	>53	58	9,2	44	75,9	38	6,1	30	78,9	0,65	Convergence criterion (GCONV=1E-8) satisfied.	0,22	1,91	*	WARNING: The relative Hessian convergence criterion of 0.0067655889 is greater than the limit of 0.0001. The convergence is questionable.			*	WARNING: The relative Hessian convergence criterion of 0.077871337 is greater than the limit of 0.0001. The convergence is questionable.					*	WARNING: The relative Hessian convergence criterion of 0.077871337 is greater than the limit of 0.0001. The convergence is questionable.		
	Missing	11	1,7	6	54,5	19	3,0	13	68,4	0,28	Convergence criterion (GCONV=1E-8) satisfied.	0,04	1,73	*	WARNING: The relative Hessian convergence criterion of 0.0004762443 is greater than the limit of 0.0001. The convergence is questionable.			*	WARNING: The relative Hessian convergence criterion of 0.2248755135 is greater than the limit of 0.0001. The convergence is questionable.					*	WARNING: The relative Hessian convergence criterion of 0.2248755135 is greater than the limit of 0.0001. The convergence is questionable.		
Medical history: renal disease	Yes	62	10,0	43	68,3	45	7,2	27	60,0	1,11	Convergence criterion (GCONV=1E-8) satisfied.	0,50	2,49	0,062	Algorithm converged.	-0,122	0,245	*	WARNING: The relative Hessian convergence criterion of 0.0006443002 is greater than the limit of 0.0001. The convergence is questionable.			0,5897		*	WARNING: The relative Hessian convergence criterion of 0.0006443002 is greater than the limit of 0.0001. The convergence is questionable.		
	No	569	90,0	377	66,3	581	92,7	369	63,5	1,13	Convergence criterion (GCONV=1E-8) satisfied.	0,89	1,44	0,027	Algorithm converged.	-0,028	0,082	1,04	Algorithm converged.	0,96	1,13	0,3285		0,96	Algorithm converged.	0,88	1,05
Medical history: cardiac disease	Yes	511	80,9	339	66,3	498	79,4	312	62,7	1,15	Convergence criterion (GCONV=1E-8) satisfied.	0,89	1,49	0,036	Algorithm converged.	-0,023	0,095	1,04	Algorithm converged.	0,96	1,16	0,2807	0,7650	0,90	Algorithm converged.	0,86	1,04
	No	121	19,1	81	66,9	128	20,4	84	65,6	1,05	Convergence criterion (GCONV=1E-8) satisfied.	0,60	1,82	0,018	Algorithm converged.	-0,099	0,132	1,00	Algorithm converged.	0,84	1,19	0,8698		1,00	Algorithm converged.	0,84	1,19
Medical history: vascular disease	Yes	92	14,6	65	70,7	98	15,6	62	63,3	1,27	Convergence criterion (GCONV=1E-8) satisfied.	0,74	2,53	0,062	Algorithm converged.	-0,071	0,195	1,20	Algorithm converged.	0,91	1,34	0,3215	0,5127	0,81	Algorithm converged.	0,75	1,10
	No	540	85,4	355	65,7	528	84,2	334	63,3	1,11	Convergence criterion (GCONV=1E-8) satisfied.	0,86	1,43	0,024	Algorithm converged.	-0,033	0,081	1,04	Algorithm converged.	0,95	1,13	0,4125		0,96	Algorithm converged.	0,88	1,05
Study	Rhine	319	50,5	212	66,5	315	50,2	203	64,4	1,09	Convergence criterion (GCONV=1E-8) satisfied.	0,79	1,51	0,019	Algorithm converged.	-0,055	0,093	1,03	Algorithm converged.	0,92	1,15	0,6041	0,6896	0,97	Algorithm converged.	0,87	1,09
	Yosemite	313	49,5	208	66,5	311	49,6	193	62,1	1,21	Convergence criterion (GCONV=1E-8) satisfied.	0,87	1,68	0,043	Algorithm converged.	-0,032	0,118	1,07	Algorithm converged.	0,95	1,20	0,2582		0,94	Algorithm converged.	0,83	1,05

Test for interaction based on RR (Log-binomial regression)
* indicates convergence problem. Result is uninterpretable.
Only patients with at least one value are used for analysis. For stratification Asia and rest of the world regions are combined due to a small number of enrolled patients. The stratification factor is excluded if it is the subgroup. OR is computed by stratified analysis, RR and ARD by adjusted analysis.
Early Termination (ET) visit was mapped to closest regular visit.
Treatment policy strategy was applied to non-COVID-19 related and hypothetical strategy was applied to COVID-19 related intercurrent events. COVID-19 related intercurrent events are: Disc. of Treatment due to COVID-19, Prohibited Treatment/Therapy due to COVID-19, Missed Dose at Week 44,48 or 52 due to COVID-19 and COVID-19 Death.
Clinical cut-off: YOSEMITE 01NOV2021 and RHINE 28OCT2021

Program: root/clinical studies/RO6867461/CDT70122/share/ACE pool DME CSR Final/prod/program/t eff resp.sas
Output: root/clinical studies/RO6867461/CDT70122/share/ACE_pool_DME_CSR_Final/prod/output_bc/t_eff_resp_sg_str_QSBNA42_W56_PRES7_ITBC_OCTNOV2021_DME.xls
26MAR2022 21:44

POPULATION: Intent-to-Treat Population B vs. C
ENDPOINT: Proportion of Patients with a >=4-point improvement from baseline in NEI VFQ-25 Near Activities subscale throughout the Entire Study
MODEL: Stratified Analysis by Study, Baseline BCVA ETDRS letter score, Prior IVT anti-VEGF therapy, Geographic region (combined)
STUDY: GR40349 & GR40398
Dichotomous Analysis (Efficacy)

		Faricimab (PTI) (N=632)				Aflibercept (N=627)				Faricimab (PTI) vs. Aflibercept															Aflibercept vs. Faricimab (PTI)			
		Patients		Patients with Event		Patients		Patients with Event		Odds Ratio					Absolute Risk Difference				Relative Risk						Relative Risk			
Name	Level	n	%	n	%	n	%	n	%	Odds Ratio		Convergence Reason	95% Lower CL	95% Upper CL	Absolute Risk		Convergence Reason	95% Lower CL	95% Upper CL	Relative Risk		Convergence Reason	95% Lower CL	95% Upper CL	p-value (Cochran-Mantel-Haenszel)	Interaction Test p-value (likelihood ratio)	Relative Risk		Convergence Reason	95% Lower CL	95% Upper CL
All	n/a	632	100,0	448	70,9	626	99,8	445	71,1	0,99		Convergence criterion (GCONV=1E-8) satisfied.	0,77	1,26	-0,002		Algorithm converged.	-0,052	0,048	1,00		Algorithm converged.	0,93	1,07	0,9207		1,00		Algorithm converged.	0,93	1,08
Study	Rhine	319	50,5	229	71,8	315	50,2	221	70,2	1,08		Convergence criterion (GCONV=1E-8) satisfied.	0,77	1,52	0,018		Algorithm converged.	-0,052	0,089	1,03		Algorithm converged.	0,93	1,14	0,6590	0,3818	0,97		Algorithm converged.	0,88	1,07
	Yosemite	313	49,5	219	70,0	311	49,6	224	72,0	0,90		Convergence criterion (GCONV=1E-8) satisfied.	0,64	1,27	-0,023		Algorithm converged.	-0,094	0,048	0,97		Algorithm converged.	0,87	1,07	0,5568		1,04		Algorithm converged.	0,94	1,15

Test for interaction based on RR (Log-binomial regression)
* indicates convergence problem. Result is uninterpretable.
Only patients with at least one value are used for analysis. For stratification Asia and rest of the world regions are combined due to a small number of enrolled patients. The stratification factor is excluded if it is the subgroup. OR is computed by stratified analysis, RR and ARD by adjusted analysis.
Early Termination (ET) visit was mapped to closest regular visit.
Treatment policy strategy was applied to non-COVID-19 related and hypothetical strategy was applied to COVID-19 related intercurrent events. COVID-19 related intercurrent events are: Disc. of Treatment due to COVID-19, Prohibited Treatment/Therapy due to COVID-19, Missed Dose at Week 88,92 or 96 due to COVID-19 and COVID-19 Death.
Clinical cut-off: YOSEMITE 01NOV2021 and RHINE 28OCT2021

Program: root/clinical_studies/RO6867461/CDT70122/share/ACE_pool_DME_CSR_Final/prod/program/t_eff_resp.sas
Output: root/clinical_studies/RO6867461/CDT70122/share/ACE_pool_DME_CSR_Final/prod/output_bc/t_eff_resp_str_QSBNA4I_PREST_ITBC_OCTNOV2021_DME.xls
27MAR2022 5:00

POPULATION: Intent-to-Treat Population B vs. C
ENDPOINT: Proportion of Patients with a >=4-point improvement from baseline in NEI VFQ-25 Near Activities subscale throughout the Entire Study
MODEL: Adjusted Analysis by Study, Baseline BCVA ETDRS letter score, Prior IVT anti-VEGF therapy, Geographic region
STUDY: GR40349 & GR40398
Forest Plot of Relative Risk

Study	Total n	Aflibercept (N=627) n	Aflibercept (N=627) n Responder	Faricimab (PTI) (N=632) n	Faricimab (PTI) (N=632) n Responder	Relative Risk	95% CI
All Patients	1258	626	445	632	448	1.00	(0.93, 1.07)
Study							
Rhine	634	315	221	319	229	1.03	(0.93, 1.14)
Yosemite	624	311	224	313	219	0.97	(0.87, 1.07)

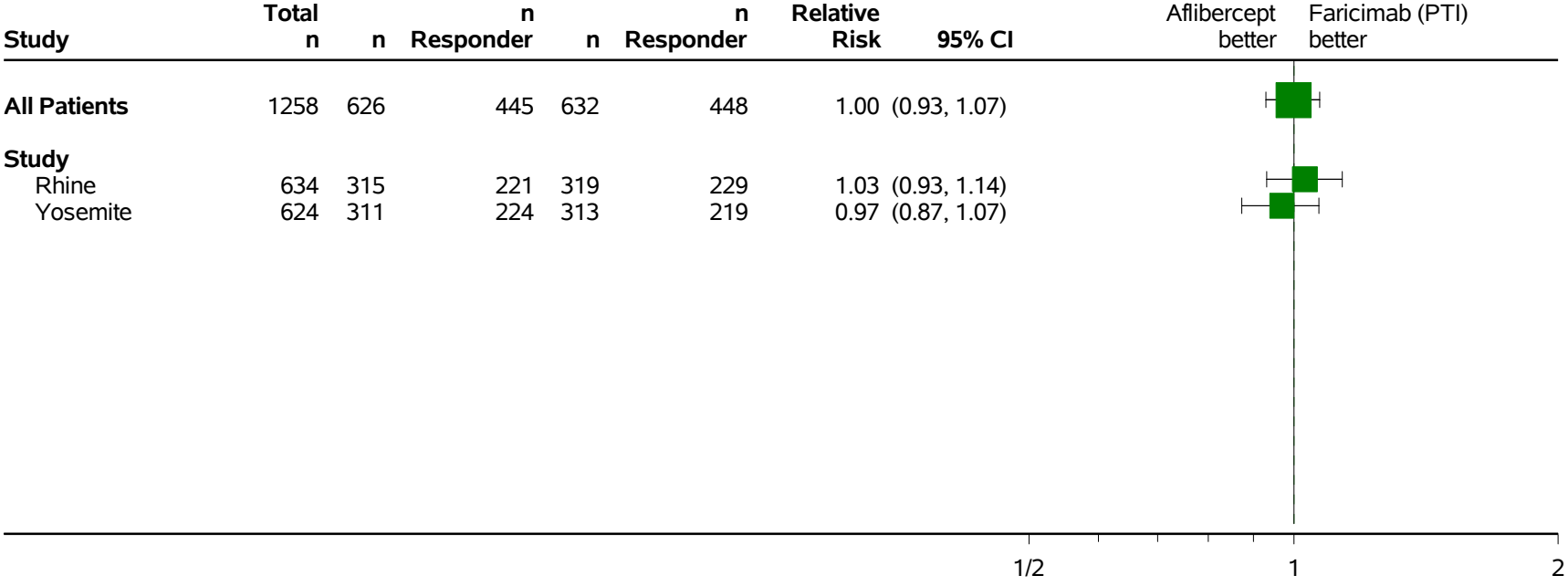

Only patients with at least one value are used for analysis. For adjustment Asia and rest of the world regions are combined due to a small number of enrolled patients.
The adjustment factor is excluded if it is the subgroup.
Early Termination (ET) visit was mapped to closest regular visit.
Treatment policy strategy was applied to non-COVID-19 related and hypothetical strategy was applied to COVID-19 related intercurrent events. COVID-19 related intercurrent events are:
Disc. of Treatment due to COVID-19, Prohibited Treatment/Therapy due to COVID-19, Missed Dose at Week 88,92 or 96 due to COVID-19 and COVID-19 Death.
Clinical cut-off: YOSEMITE 01NOV2021 and RHINE 28OCT2021
Program: root/clinical_studies/RO6867461/CDT70122/share/ACE_pool_DME_Base/prod/program/g_forest_rr.sas
Output: root/clinical_studies/RO6867461/CDT70122/share/ACE_pool_DME_CSR_Final/prod/output_bc/g_forest_rr_str_QSBNA4I_PREST_ITBC_OCTNOV2021_DME.pdf 06OCT2022 18:33

POPULATION: Intent-to-Treat Population B vs. C
ENDPOINT: Proportion of Patients with a >=4-point improvement from baseline in NEI VFQ-25 Near Activities subscale throughout the Entire Study
MODEL: Stratified Analysis by Study, Baseline BCVA ETDRS letter score, Prior IVT anti-VEGF therapy, Geographic region
STUDY: GR40349 & GR40398
Forest Plot of Odds Ratio

Study	Total n	Aflibercept (N=627) n	Aflibercept (N=627) n Responder	Faricimab (PTI) (N=632) n	Faricimab (PTI) (N=632) n Responder	Odds Ratio	95% CI
All Patients	1258	626	445	632	448	0.99	(0.77, 1.26)
Study							
Rhine	634	315	221	319	229	1.08	(0.77, 1.52)
Yosemite	624	311	224	313	219	0.90	(0.64, 1.27)

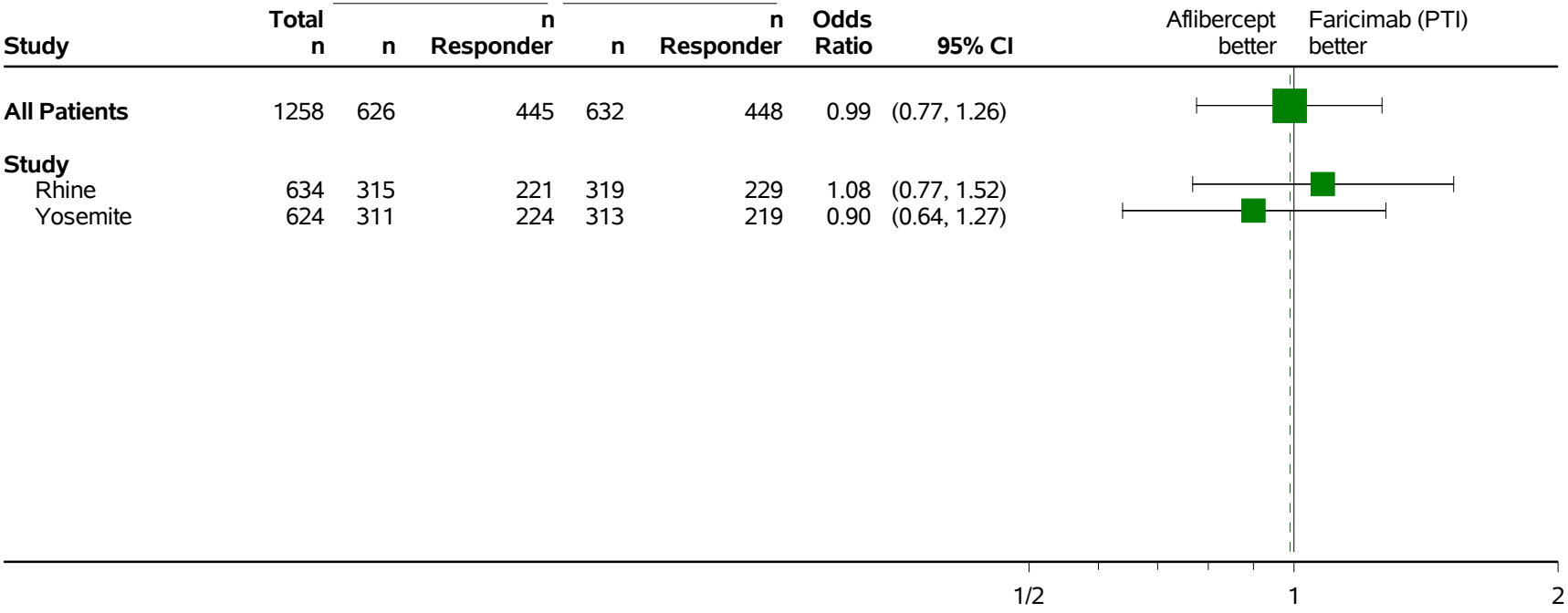

Only patients with at least one value are used for analysis. For stratification Asia and rest of the world regions are combined due to a small number of enrolled patients.
Early Termination (ET) visit was mapped to closest regular visit.
Treatment policy strategy was applied to non-COVID-19 related and hypothetical strategy was applied to COVID-19 related intercurrent events. COVID-19 related intercurrent events are:
Disc. of Treatment due to COVID-19, Prohibited Treatment/Therapy due to COVID-19, Missed Dose at Week 88,92 or 96 due to COVID-19 and COVID-19 Death.
Clinical cut-off: YOSEMITE 01NOV2021 and RHINE 28OCT2021
Program: root/clinical_studies/RO6867461/CDT70122/share/ACE_pool_DME_Base/prod/program/g_forest_or.sas
Output: root/clinical_studies/RO6867461/CDT70122/share/ACE_pool_DME_CSR_Final/prod/output_bc/g_forest_or_str_QSBNA4I_PREST_ITBC_OCTNOV2021_DME.pdf 30SEP2022 13:23

POPULATION: Intent-to-Treat Population B vs. C
ENDPOINT: Proportion of Patients with a >=4-point improvement from baseline in NEI VFQ-25 Near Activities subscale throughout the Entire Study
MODEL: Stratified Analysis by Study, Baseline BCVA ETDRS letter score, Prior IVT anti-VEGF therapy, Geographic region (combined)
STUDY: GR40349 & GR40398
Dichotomous Analysis by Subgroups (Efficacy)

		Faricimab (PTI) (N=632)				Aflibercept (N=627)				Faricimab (PTI) vs. Aflibercept														Aflibercept vs. Faricimab (PTI)			
		Patients		Patients with Event		Patients		Patients with Event		Odds Ratio				Absolute Risk Difference				Relative Risk						Relative Risk			
Name	Level	n	%	n	%	n	%	n	%	Odds Ratio	Convergence Reason	95% Lower CL	95% Upper CL	Absolute Risk	Convergence Reason	95% Lower CL	95% Upper CL	Relative Risk	Convergence Reason	95% Lower CL	95% Upper CL	A (Cochran-Mantel-Haenszel)	p-value (likelihood ratio)	Relative Risk	Convergence Reason	95% Lower CL	95% Upper CL
All	n/a	632	100,0	448	70,9	626	99,8	445	71,1	0,99	Convergence criterion (GCONV=1E-8) satisfied.	0,77	1,26	-0,002	Algorithm converged.	-0,052	0,048	1,00	Algorithm converged.	0,93	1,07	0,9207		1,00	Algorithm converged.	0,93	1,08
Sex	Male	396	62,7	278	70,2	364	58,1	258	70,9	0,96	Convergence criterion (GCONV=1E-8) satisfied.	0,71	1,32	-0,012	Algorithm converged.	-0,077	0,053	0,98	Algorithm converged.	0,89	1,07	0,8176	0,6202	1,02	Algorithm converged.	0,93	1,12
	Female	236	37,3	170	72,0	262	41,8	187	71,4	1,01	Convergence criterion (GCONV=1E-8) satisfied.	0,68	1,49	0,009	Algorithm converged.	-0,070	0,089	1,01	Algorithm converged.	0,91	1,13	0,9679		0,99	Algorithm converged.	0,88	1,10
Age	< 65 years	352	55,7	248	69,9	363	57,9	269	74,1	0,81	Convergence criterion (GCONV=1E-8) satisfied.	0,58	1,13	-0,040	Algorithm converged.	-0,106	0,026	0,95	Algorithm converged.	0,86	1,04	0,2093	0,0888	1,06	Algorithm converged.	0,96	1,16
	>= 65 years	280	44,3	202	72,1	263	41,9	176	66,9	1,23	Convergence criterion (GCONV=1E-8) satisfied.	0,85	1,78	0,046	Algorithm converged.	-0,032	0,123	1,07	Algorithm converged.	0,95	1,19	0,2730		0,94	Algorithm converged.	0,84	1,05
Age	< 75 years	577	91,3	409	70,9	571	91,1	409	71,6	0,96	Convergence criterion (GCONV=1E-8) satisfied.	0,75	1,24	-0,007	Algorithm converged.	-0,059	0,045	0,99	Algorithm converged.	0,92	1,07	0,7720	0,4982	1,01	Algorithm converged.	0,94	1,09
	>= 75 years	55	8,7	39	70,9	55	8,8	36	65,5	0,80	Convergence criterion (GCONV=1E-8) satisfied.	0,32	2,00	0,026	Algorithm converged.	-0,153	0,205	1,01	Algorithm converged.	0,77	1,35	0,6322		0,99	Algorithm converged.	0,74	1,31
Baseline BCVA ETDRS letter score	< 64 letters	281	44,5	208	74,0	284	45,3	212	74,6	0,96	Convergence criterion (GCONV=1E-8) satisfied.	0,66	1,40	-0,007	Algorithm converged.	-0,080	0,065	0,99	Algorithm converged.	0,90	1,09	0,8469	0,8663	1,01	Algorithm converged.	0,92	1,11
	>= 64 letters	349	55,2	239	68,5	342	54,5	233	68,1	1,01	Convergence criterion (GCONV=1E-8) satisfied.	0,73	1,39	0,004	Algorithm converged.	-0,065	0,073	1,01	Algorithm converged.	0,91	1,13	0,9501		0,99	Algorithm converged.	0,90	1,10
	Missing	2	0,3	1	50,0	0	0,0	0	0,0	NE		NE	NE	NE	NE	NE	NE	NE	NE	NE	NE	NE		NE	NE	NE	NE
Geographic region	Europe	219	34,7	147	67,1	219	34,9	155	70,8	0,83	Convergence criterion (GCONV=1E-8) satisfied.	0,55	1,25	-0,036	Algorithm converged.	-0,123	0,052	0,95	Algorithm converged.	0,83	1,08	0,3821	0,2885	1,06	Algorithm converged.	0,93	1,20
	America	344	54,4	249	72,4	339	54,1	245	72,3	1,00	Convergence criterion (GCONV=1E-8) satisfied.	0,72	1,40	0,002	Algorithm converged.	-0,065	0,068	1,00	Algorithm converged.	0,91	1,10	0,9839		1,00	Algorithm converged.	0,91	1,09
	Asia Pacific (inc. Australia)	69	10,9	52	75,4	68	10,8	45	66,2	1,50	Convergence criterion (GCONV=1E-8) satisfied.	0,71	3,16	0,106	Algorithm converged.	-0,044	0,257	1,16	Algorithm converged.	0,94	1,44	0,2873		0,86	Algorithm converged.	0,69	1,07
Race/ethnicity	White	489	77,4	352	72,0	503	80,3	363	71,9	1,00	Convergence criterion (GCONV=1E-8) satisfied.	0,75	1,31	0,000	Algorithm converged.	-0,055	0,056	1,00	Algorithm converged.	0,93	1,08	0,9770	0,6885	1,00	Algorithm converged.	0,93	1,08
	Asian	62	9,8	44	71,0	59	9,4	39	66,1	1,27	Convergence criterion (GCONV=1E-8) satisfied.	0,58	2,77	0,060	Algorithm converged.	-0,105	0,225	1,10	Algorithm converged.	0,86	1,40	0,5501		0,91	Algorithm converged.	0,72	1,16
	Other	55	8,7	39	70,9	47	7,5	31	66,0	1,13	Convergence criterion (GCONV=1E-8) satisfied.	0,45	2,87	*	WARNING: The relative Hessian convergence criterion of 0.0090733333 is greater than the limit of 0.0001. The convergence is questionable.			*	WARNING: The relative Hessian convergence criterion of 0.0726608988 is greater than the limit of 0.0001. The convergence is questionable.					*	WARNING: The relative Hessian convergence criterion of 0.0726608988 is greater than the limit of 0.0001. The convergence is questionable.		
	Unknown	26	4,1	13	50,0	15	2,4	12	80,0	0,27	Convergence criterion (GCONV=1E-8) satisfied.	0,06	1,24	*	WARNING: The relative Hessian convergence criterion of 0.0004132673 is greater than the limit of 0.0001. The convergence is questionable.			*	WARNING: The relative Hessian convergence criterion of 0.0086579456 is greater than the limit of 0.0001. The convergence is questionable.					*	WARNING: The relative Hessian convergence criterion of 0.0086579456 is greater than the limit of 0.0001. The convergence is questionable.		
Baseline HbA1c	<=8%	404	63,9	291	72,0	399	63,6	287	71,9	1,00	Convergence criterion (GCONV=1E-8) satisfied.	0,74	1,37	0,003	Algorithm converged.	-0,059	0,064	1,00	Algorithm converged.	0,92	1,09	0,9755	0,9836	1,00	Algorithm converged.	0,93	1,08
	>8%	221	35,0	152	68,8	222	35,4	153	68,9	1,00	Convergence criterion (GCONV=1E-8) satisfied.	0,67	1,49	-0,004	Algorithm converged.	-0,091	0,082	0,99	Algorithm converged.	0,87	1,12	0,9934		1,01	Algorithm converged.	0,89	1,15
	Missing	7	1,1	5	71,4	5	0,8	5	100,0	0,00	Convergence criterion (GCONV=1E-8) satisfied.	0,00	NE	*	ERROR: The mean parameter is either invalid or at a limit of its range for some observations.			*	WARNING: Negative of Hessian not positive definite.					*	WARNING: Negative of Hessian not positive definite.		
Prior IVT anti-VEGF therapy	Yes	133	21,0	100	75,2	137	21,9	94	68,6	1,36	Convergence criterion (GCONV=1E-8) satisfied.	0,80	2,31	0,064	Algorithm converged.	-0,043	0,171	1,09	Algorithm converged.	0,94	1,27	0,2478	0,1725	0,91	Algorithm converged.	0,79	1,06
	No	499	79,0	348	69,7	489	78,0	351	71,8	0,90	Convergence criterion (GCONV=1E-8) satisfied.	0,69	1,19	-0,021	Algorithm converged.	-0,077	0,036	0,97	Algorithm converged.	0,90	1,05	0,4704		1,03	Algorithm converged.	0,95	1,12
Baseline DR severity	<47	365	57,8	260	67,4	361	57,6	244	67,6	0,97	Convergence criterion (GCONV=1E-8) satisfied.	0,71	1,32	-0,002	Algorithm converged.	-0,070	0,066	1,00	Algorithm converged.	0,90	1,11	0,8461	0,9282	1,00	Algorithm converged.	0,90	1,11
	47 - 53	198	31,3	150	75,8	208	33,2	155	74,5	1,07	Convergence criterion (GCONV=1E-8) satisfied.	0,68	1,69	0,017	Algorithm converged.	-0,066	0,100	1,02	Algorithm converged.	0,92	1,14	0,7682		0,98	Algorithm converged.	0,88	1,09
	>53	58	9,2	45	77,6	38	6,1	31	81,6	0,55	Convergence criterion (GCONV=1E-8) satisfied.	0,17	1,73	*	WARNING: The relative Hessian convergence criterion of 0.0355082055 is greater than the limit of 0.0001. The convergence is questionable.			*	WARNING: The relative Hessian convergence criterion of 0.1232044507 is greater than the limit of 0.0001. The convergence is questionable.					*	WARNING: The relative Hessian convergence criterion of 0.1232044507 is greater than the limit of 0.0001. The convergence is questionable.		
	Missing	11	1,7	7	63,6	19	3,0	15	78,9	0,22	Convergence criterion (GCONV=1E-8) satisfied.	0,02	2,17	*	ERROR: The mean parameter is either invalid or at a limit of its range for some observations.			*	WARNING: The relative Hessian convergence criterion of 0.8381350608 is greater than the limit of 0.0001. The convergence is questionable.					*	WARNING: The relative Hessian convergence criterion of 0.8381350608 is greater than the limit of 0.0001. The convergence is questionable.		
Baseline DR severity	<=53	563	89,1	396	70,3	569	90,7	399	70,1	1,00	Convergence criterion (GCONV=1E-8) satisfied.	0,78	1,29	0,001	Algorithm converged.	-0,052	0,054	1,00	Algorithm converged.	0,93	1,08	0,9976	0,8747	1,00	Algorithm converged.	0,93	1,08
	>53	58	9,2	45	77,6	38	6,1	31	81,6	0,55	Convergence criterion (GCONV=1E-8) satisfied.	0,17	1,73	*	WARNING: The relative Hessian convergence criterion of 0.0355082055 is greater than the limit of 0.0001. The convergence is questionable.			*	WARNING: The relative Hessian convergence criterion of 0.1232044507 is greater than the limit of 0.0001. The convergence is questionable.					*	WARNING: The relative Hessian convergence criterion of 0.1232044507 is greater than the limit of 0.0001. The convergence is questionable.		
	Missing	11	1,7	7	63,6	19	3,0	15	78,9	0,22	Convergence criterion (GCONV=1E-8) satisfied.	0,02	2,17	*	ERROR: The mean parameter is either invalid or at a limit of its range for some observations.			*	WARNING: The relative Hessian convergence criterion of 0.8381350608 is greater than the limit of 0.0001. The convergence is questionable.					*	WARNING: The relative Hessian convergence criterion of 0.8381350608 is greater than the limit of 0.0001. The convergence is questionable.		
Medical history: renal disease	Yes	63	10,0	45	71,4	45	7,2	29	64,4	1,10	Convergence criterion (GCONV=1E-8) satisfied.	0,48	2,52	0,056	Algorithm converged.	-0,120	0,233	*	WARNING: The relative Hessian convergence criterion of 0.0004636201 is greater than the limit of 0.0001. The convergence is questionable.					*	WARNING: The relative Hessian convergence criterion of 0.0004636201 is greater than the limit of 0.0001. The convergence is questionable.		
	No	569	90,0	403	70,8	581	92,7	416	71,6	0,97	Convergence criterion (GCONV=1E-8) satisfied.	0,75	1,25	-0,007	Algorithm converged.	-0,060	0,045	0,99	Algorithm converged.	0,92	1,06	0,7857	0,4227	1,01	Algorithm converged.	0,94	1,09
Medical history: cardiac disease	Yes	511	80,9	364	71,2	498	79,4	351	70,5	1,02	Convergence criterion (GCONV=1E-8) satisfied.	0,78	1,34	0,006	Algorithm converged.	-0,050	0,062	1,01	Algorithm converged.	0,93	1,09	0,8713	0,4928	0,99	Algorithm converged.	0,92	1,07
	No	121	19,1	84	69,4	128	20,4	94	73,4	0,82	Convergence criterion (GCONV=1E-8) satisfied.	0,46	1,45	-0,031	Algorithm converged.	-0,141	0,078	0,95	Algorithm converged.	0,82	1,11	0,4898		1,05	Algorithm converged.	0,90	1,22
Medical history: vascular disease	Yes	92	14,6	65	70,7	98	15,6	70	71,4	0,94	Convergence criterion (GCONV=1E-8) satisfied.	0,49	1,77	-0,020	Algorithm converged.	-0,148	0,108	0,98	Algorithm converged.	0,82	1,17	0,8381	0,8617	1,02	Algorithm converged.	0,86	1,22
	No	540	85,4	383	70,9	528	84,2	375	71,0	0,99	Convergence criterion (GCONV=1E-8) satisfied.	0,76	1,29	-0,001	Algorithm converged.	-0,055	0,053	1,00	Algorithm converged.	0,93	1,08	0,9286		1,00	Algorithm converged.	0,93	1,08
Study	Rhine	319	50,5	229	71,8	315	50,2	221	70,2	1,08	Convergence criterion (GCONV=1E-8) satisfied.	0,77	1,52	0,018	Algorithm converged.	-0,052	0,089	1,03	Algorithm converged.	0,93	1,14	0,6590	0,3818	0,97	Algorithm converged.	0,86	1,07
	Yosemite	313	49,5	219	70,0	311	49,6	224	72,0	0,90	Convergence criterion (GCONV=1E-8) satisfied.	0,64	1,27	-0,023	Algorithm converged.	-0,094	0,048	0,97	Algorithm converged.	0,87	1,07	0,5568		1,04	Algorithm converged.	0,94	1,15

Test for interaction based on RR (Log-binomial regression)
* indicates convergence problem. Result is uninterpretable.
Only patients with at least one value are used for analysis. For stratification Asia and rest of the world regions are combined due to a small number of enrolled patients. The stratification factor is excluded if it is the subgroup. OR is computed by stratified analysis, RR and ARD by adjusted analysis.
Early Termination (ET) visit was mapped to closest regular visit.
Treatment policy strategy was applied to non-COVID-19 related and hypothetical strategy was applied to COVID-19 related intercurrent events. COVID-19 related intercurrent events are: Disc. of Treatment due to COVID-19, Prohibited Treatment/Therapy due to COVID-19, Missed Dose at Week 88,92 or 96 due to COVID-19 and COVID-19 Death.
Clinical cut-off: YOSEMITE 01NOV2021 and RHINE 28OCT2021

Program: root/clinical_studies/RO6867461/CDT70122/share/ACE_pool_DME_CSR_Final/prod/program/t_eff_resp.sas
Output: root/clinical_studies/RO6867461/CDT70122/share/ACE_pool_DME_CSR_Final/prod/output_bc/t_eff_resp_sg_str_QSBNA4I_PREST_ITBC_OCTNOV2021_DME.xls
26MAR2022 21:53

POPULATION: Intent-to-Treat Population B vs. C
ENDPOINT: NEI VFQ-25 Distance Activities subscale throughout the Entire Study
STUDY: GR40349 & GR40398
All; n/a (N=1259)

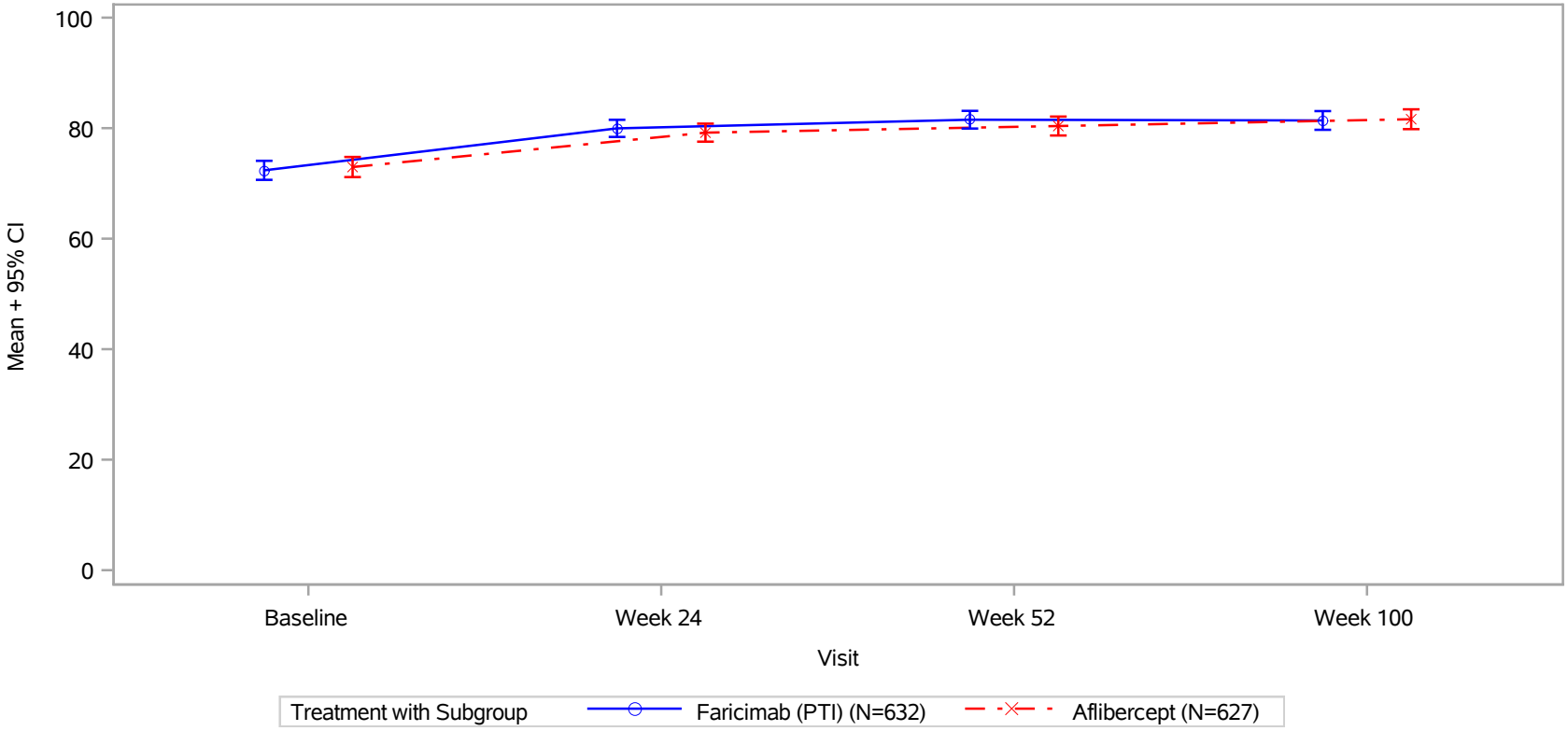

Early Termination (ET) visit was mapped to closest regular visit.
Treatment policy strategy was applied to non-COVID-19 related and hypothetical strategy was applied to COVID-19 related intercurrent events.
COVID-19 related intercurrent events are: Disc. of Treatment due to COVID-19, Prohibited Treatment/Therapy due to COVID-19, Missed Dose at Week 88,92 or 96 due to COVID-19 and COVID-19 Death.
Clinical cut-off: YOSEMITE 01NOV2021 and RHINE 28OCT2021

Program: ..al_studies/RO6867461/CDT70122/share/ACE_pool_DME_Base/prod/program/g_mean_plot.sas
Output: ..E_pool_DME_CSR_Final/prod/output_bc/g_mean_plot_QSBDA_PREST_ITBC_OCTNOV2021_DME.pdf
25MAR2022 21:45

POPULATION: Intent-to-Treat Population B vs. C
ENDPOINT: NEI VFQ-25 Distance Activities subscale throughout the Entire Study
STUDY: GR40349 & GR40398
Study; Rhine (N=634)

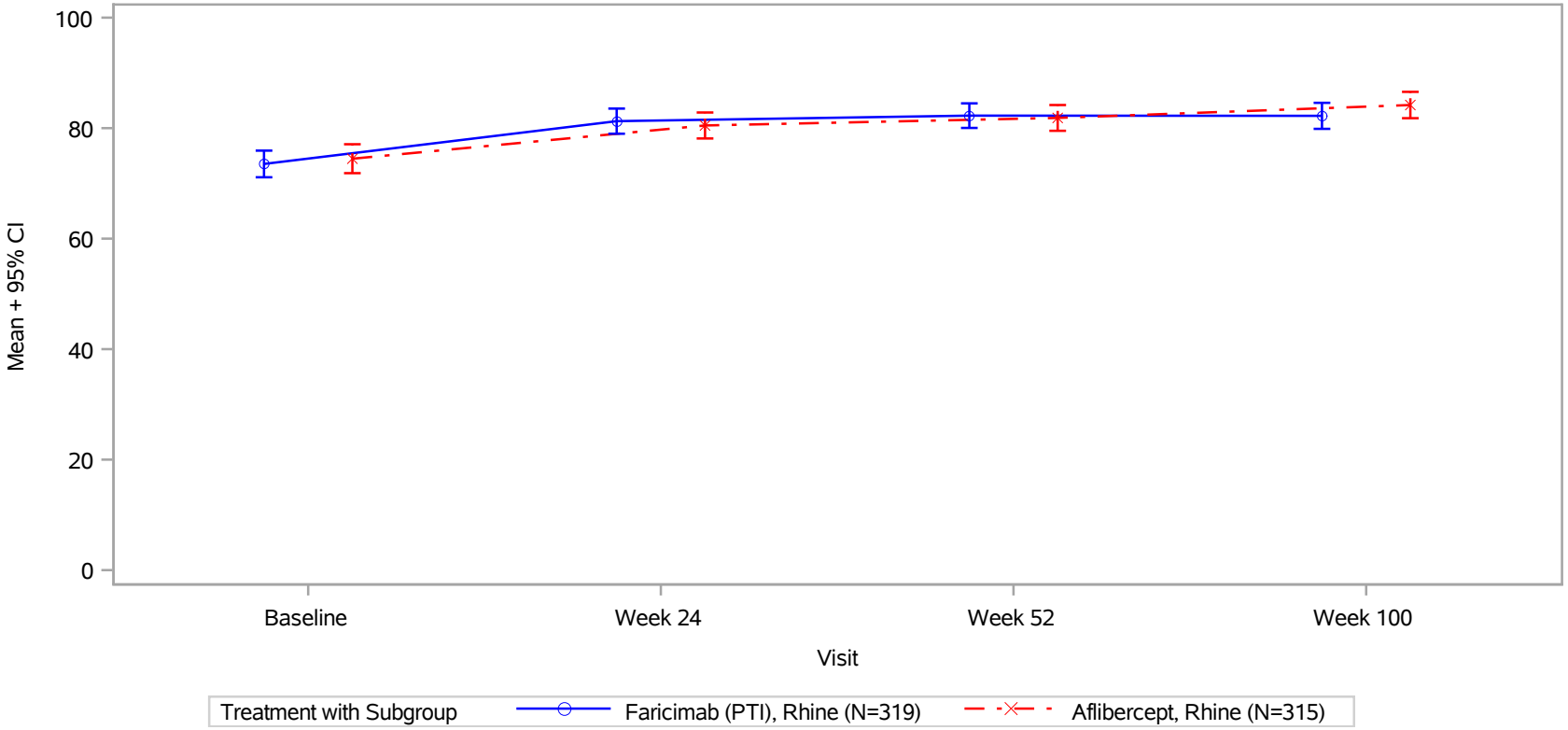

Early Termination (ET) visit was mapped to closest regular visit.
Treatment policy strategy was applied to non-COVID-19 related and hypothetical strategy was applied to COVID-19 related intercurrent events.
COVID-19 related intercurrent events are: Disc. of Treatment due to COVID-19, Prohibited Treatment/Therapy due to COVID-19, Missed Dose at Week 88,92 or 96 due to COVID-19 and COVID-19 Death.
Clinical cut-off: YOSEMITE 01NOV2021 and RHINE 28OCT2021

Program: ..al_studies/RO6867461/CDT70122/share/ACE_pool_DME_Base/prod/program/g_mean_plot.sas
Output: ..E_pool_DME_CSR_Final/prod/output_bc/g_mean_plot_QSBDA_PREST_ITBC_OCTNOV2021_DME.pdf
25MAR2022 21:45

POPULATION: Intent-to-Treat Population B vs. C
ENDPOINT: NEI VFQ-25 Distance Activities subscale throughout the Entire Study
STUDY: GR40349 & GR40398
Study; Yosemite (N=625)

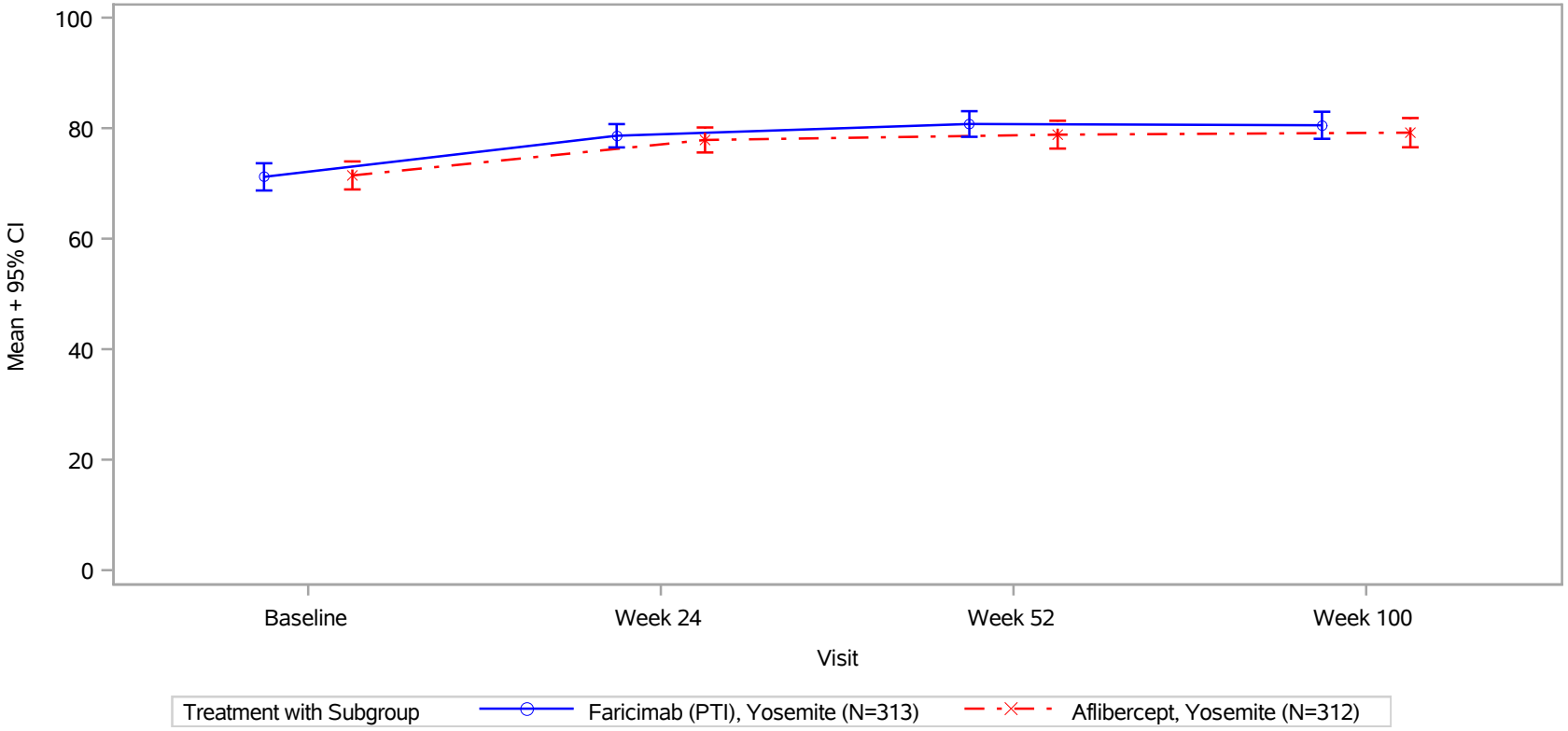

Early Termination (ET) visit was mapped to closest regular visit.
Treatment policy strategy was applied to non-COVID-19 related and hypothetical strategy was applied to COVID-19 related intercurrent events.
COVID-19 related intercurrent events are: Disc. of Treatment due to COVID-19, Prohibited Treatment/Therapy due to COVID-19, Missed Dose at Week 88,92 or 96 due to COVID-19 and COVID-19 Death.
Clinical cut-off: YOSEMITE 01NOV2021 and RHINE 28OCT2021

Program: ..al_studies/RO6867461/CDT70122/share/ACE_pool_DME_Base/prod/program/g_mean_plot.sas
Output: ..E_pool_DME_CSR_Final/prod/output_bc/g_mean_plot_QSBDA_PREST_ITBC_OCTNOV2021_DME.pdf
25MAR2022 21:45

POPULATION: Intent-to-Treat Population B vs. C
ENDPOINT: NEI VFQ-25 Distance Activities subscale throughout the Entire Study
MODEL: --
STUDY: GR40349 & GR40398
Compliance/Mean

		Faricimab (PTI) (N=632)						Aflibercept (N=627)					
		Patients				Statistics		Patients				Statistics	
Name Visit	Level	in study[1]	%	with value[1]	%	Mean[2]	SD(Mean)	in study[1]	%	with value[1]	%	Mean[2]	SD(Mean)
All													
Baseline	n/a	632	100,0	628	99,4	72,37	21,97	627	100,0	621	99,0	72,97	23,11
Week 24	n/a	632	100,0	608	96,2	79,96	19,49	625	99,7	594	95,0	79,19	20,25
Week 52	n/a	609	96,4	552	90,6	81,53	19,15	603	96,2	523	86,7	80,39	19,93
Week 100	n/a	579	91,6	529	91,4	81,40	19,83	569	90,7	483	84,9	81,62	20,06
Study													
Baseline	Rhine	319	100,0	318	99,7	73,52	21,86	315	100,0	313	99,4	74,47	23,53
Week 24	Rhine	319	100,0	308	96,6	81,26	20,31	314	99,7	301	95,9	80,48	20,74
Week 52	Rhine	312	97,8	284	91,0	82,26	19,03	304	96,5	270	88,8	81,85	19,48
Week 100	Rhine	301	94,4	271	90,0	82,23	19,68	287	91,1	235	81,9	84,18	18,56
Baseline	Yosemite	313	100,0	310	99,0	71,18	22,04	312	100,0	308	98,7	71,44	22,60
Week 24	Yosemite	313	100,0	300	95,8	78,63	18,54	311	99,7	293	94,2	77,86	19,68
Week 52	Yosemite	297	94,9	268	90,2	80,75	19,27	299	95,8	253	84,6	78,82	20,31
Week 100	Yosemite	278	88,8	258	92,8	80,52	19,99	282	90,4	248	87,9	79,18	21,14

[1] in study: number of subjects in study at respective visit; % based on baseline
with value: number of subjects in study and with value at respective visit - used for the calculation of the mean and SD; % based on patients in study at respective visit
[2] mean: descriptive statistics - absolute values
Treatment policy strategy was applied to non-COVID-19 related and hypothetical strategy was applied to COVID-19 related intercurrent events.
COVID-19 related intercurrent events are: Disc. of Treatment due to COVID-19, Prohibited Treatment/Therapy due to COVID-19, Missed Dose at Week 88,92 or 96 due to COVID-19 and COVID-19 Death.
Early Termination (ET) visit was mapped to closest regular visit. Clinical cut-off: YOSEMITE 01NOV2021 and RHINE 28OCT2021

Program: root/clinical_studies/RO6867461/CDT70122/share/ACE_pool_DME_Base/prod/program/t_eff_mean.sas
Output: root/clinical_studies/RO6867461/CDT70122/share/ACE_pool_DME_CSR_Final/prod/output_bc/t_eff_mean_QSBDA_PREST_ITBC_OCTNOV2021_DME.xls
25MAR2022 19:37

POPULATION: Intent-to-Treat Population B vs. C
ENDPOINT: NEI VFQ-25 Distance Activities subscale throughout the Entire Study
STUDY: GR40349 & GR40398
Forest Plot of Mean Difference
Baseline

Study	Total n (with value)	Aflibercept (N=627) n (with value)	Aflibercept (N=627) Mean	Faricimab (PTI) (N=632) n (with value)	Faricimab (PTI) (N=632) Mean	Mean Difference	95% CI
All Patients	1249	621	73.0	628	72.4	-0.6	(-3.1, 1.9)
Study							
Rhine	631	313	74.5	318	73.5	-0.9	(-4.5, 2.6)
Yosemite	618	308	71.4	310	71.2	-0.3	(-3.8, 3.3)

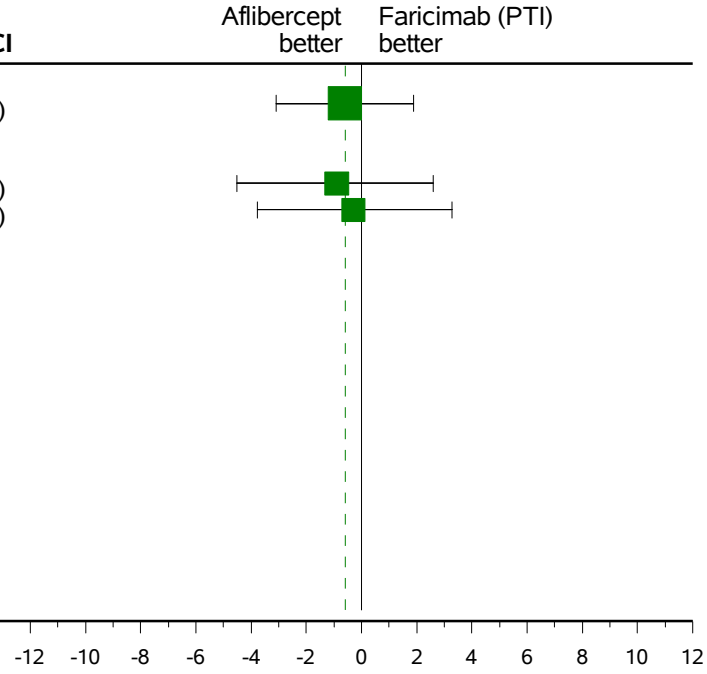

Early Termination (ET) visit was mapped to closest regular visit.
Treatment policy strategy was applied to non-COVID-19 related and hypothetical strategy was applied to COVID-19 related intercurrent events.
COVID-19 related intercurrent events are: Disc. of Treatment due to COVID-19, Prohibited Treatment/Therapy due to COVID-19, Missed Dose at Week 88,92 or 96 due to COVID-19 and COVID-19 Death.
Clinical cut-off: YOSEMITE 01NOV2021 and RHINE 28OCT2021
Program: root/clinical_studies/RO6867461/CDT70122/share/ACE_pool_DME_Base/prod/program/g_forest_md.sas
Output: root/clinical_studies/RO6867461/CDT70122/share/ACE_pool_DME_CSR_Final/prod/output_bc/g_forest_md_QSBDA_PREST_ITBC_OCTNOV2021_DME.pdf 05OCT2022 15:57

POPULATION: Intent-to-Treat Population B vs. C
ENDPOINT: NEI VFQ-25 Distance Activities subscale throughout the Entire Study
STUDY: GR40349 & GR40398
Forest Plot of Mean Difference
Week 24

Study	Total n (with value)	Aflibercept (N=627) n (with value)	Aflibercept (N=627) Mean	Faricimab (PTI) (N=632) n (with value)	Faricimab (PTI) (N=632) Mean	Mean Difference	95% CI
All Patients	1202	594	79.2	608	80.0	0.8	(-1.5, 3.0)
Study							
Rhine	609	301	80.5	308	81.3	0.8	(-2.5, 4.0)
Yosemite	593	293	77.9	300	78.6	0.8	(-2.3, 3.8)

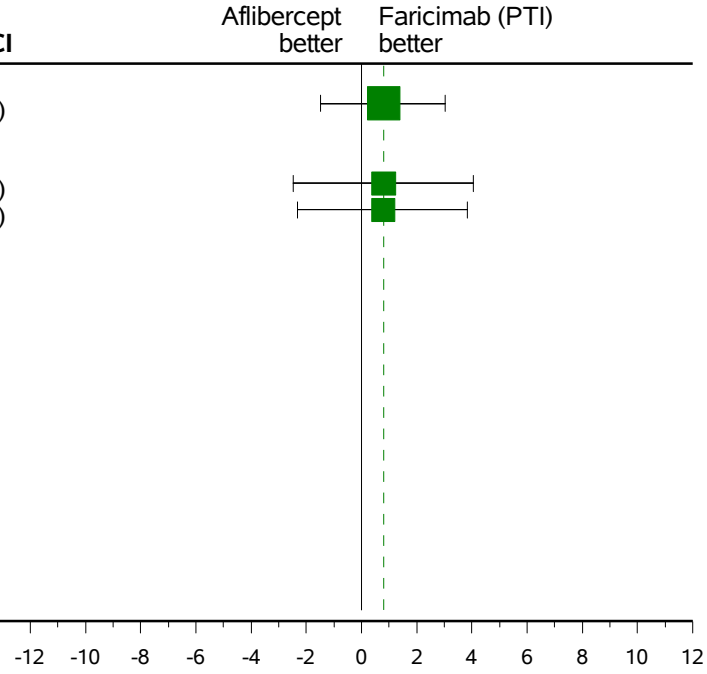

Early Termination (ET) visit was mapped to closest regular visit.
Treatment policy strategy was applied to non-COVID-19 related and hypothetical strategy was applied to COVID-19 related intercurrent events.
COVID-19 related intercurrent events are: Disc. of Treatment due to COVID-19, Prohibited Treatment/Therapy due to COVID-19, Missed Dose at Week 88,92 or 96 due to COVID-19 and COVID-19 Death.
Clinical cut-off: YOSEMITE 01NOV2021 and RHINE 28OCT2021
Program: root/clinical_studies/RO6867461/CDT70122/share/ACE_pool_DME_Base/prod/program/g_forest_md.sas
Output: root/clinical_studies/RO6867461/CDT70122/share/ACE_pool_DME_CSR_Final/prod/output_bc/g_forest_md_QSBDA_PREST_ITBC_OCTNOV2021_DME.pdf 05OCT2022 15:57

POPULATION: Intent-to-Treat Population B vs. C
ENDPOINT: NEI VFQ-25 Distance Activities subscale throughout the Entire Study
STUDY: GR40349 & GR40398
Forest Plot of Mean Difference
Week 52

Study	Total n (with value)	Aflibercept (N=627) n (with value)	Aflibercept (N=627) Mean	Faricimab (PTI) (N=632) n (with value)	Faricimab (PTI) (N=632) Mean	Mean Difference	95% CI
All Patients	1075	523	80.4	552	81.5	1.1	(-1.2, 3.5)
Study							
Rhine	554	270	81.9	284	82.3	0.4	(-2.8, 3.6)
Yosemite	521	253	78.8	268	80.8	1.9	(-1.5, 5.3)

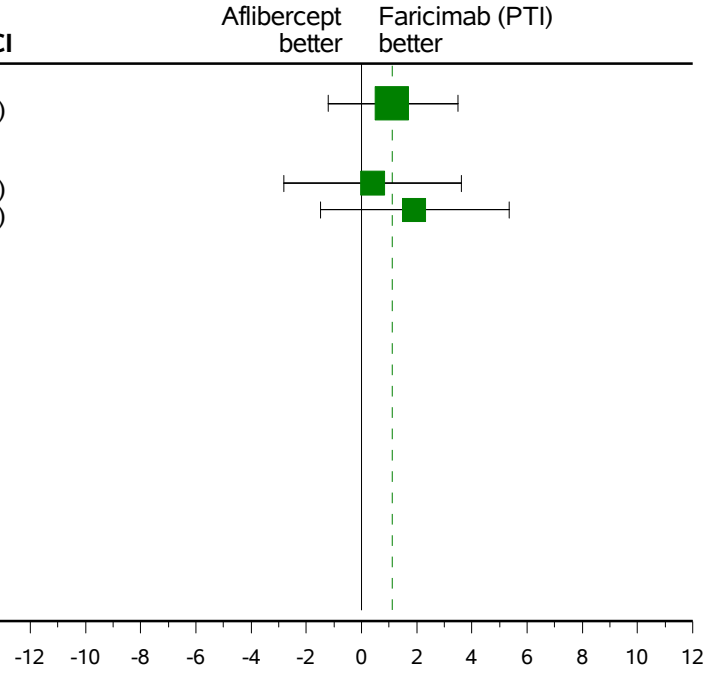

Early Termination (ET) visit was mapped to closest regular visit.
Treatment policy strategy was applied to non-COVID-19 related and hypothetical strategy was applied to COVID-19 related intercurrent events.
COVID-19 related intercurrent events are: Disc. of Treatment due to COVID-19, Prohibited Treatment/Therapy due to COVID-19, Missed Dose at Week 88,92 or 96 due to COVID-19 and COVID-19 Death.
Clinical cut-off: YOSEMITE 01NOV2021 and RHINE 28OCT2021
Program: root/clinical_studies/RO6867461/CDT70122/share/ACE_pool_DME_Base/prod/program/g_forest_md.sas
Output: root/clinical_studies/RO6867461/CDT70122/share/ACE_pool_DME_CSR_Final/prod/output_bc/g_forest_md_QSBDA_PREST_ITBC_OCTNOV2021_DME.pdf 05OCT2022 15:57

POPULATION: Intent-to-Treat Population B vs. C
ENDPOINT: NEI VFQ-25 Distance Activities subscale throughout the Entire Study
STUDY: GR40349 & GR40398
Forest Plot of Mean Difference
Week 100

Study	Total n (with value)	Aflibercept (N=627) n (with value)	Aflibercept (N=627) Mean	Faricimab (PTI) (N=632) n (with value)	Faricimab (PTI) (N=632) Mean	Mean Difference	95% CI
All Patients	1012	483	81.6	529	81.4	-0.2	(-2.7, 2.2)
Study							
Rhine	506	235	84.2	271	82.2	-2.0	(-5.3, 1.4)
Yosemite	506	248	79.2	258	80.5	1.3	(-2.3, 4.9)

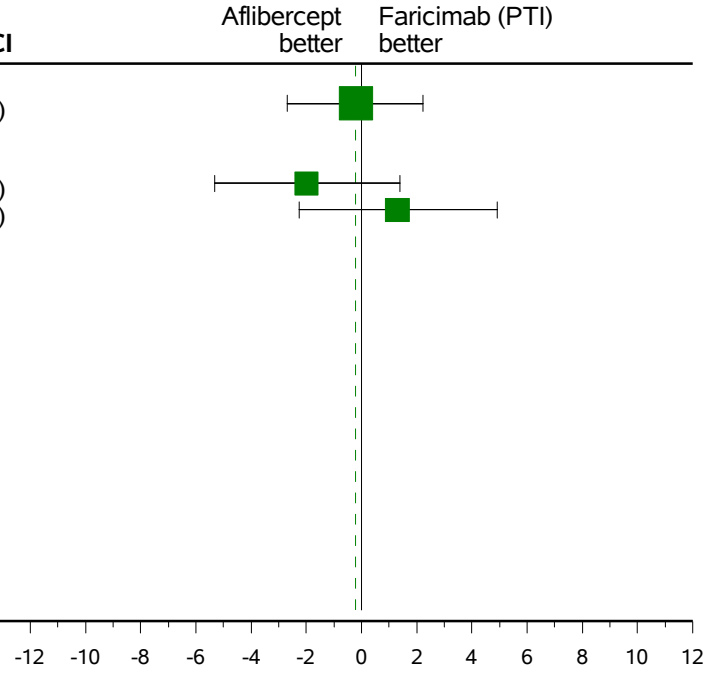

Early Termination (ET) visit was mapped to closest regular visit.
Treatment policy strategy was applied to non-COVID-19 related and hypothetical strategy was applied to COVID-19 related intercurrent events.
COVID-19 related intercurrent events are: Disc. of Treatment due to COVID-19, Prohibited Treatment/Therapy due to COVID-19, Missed Dose at Week 88,92 or 96 due to COVID-19 and COVID-19 Death.
Clinical cut-off: YOSEMITE 01NOV2021 and RHINE 28OCT2021
Program: root/clinical_studies/RO6867461/CDT70122/share/ACE_pool_DME_Base/prod/program/g_forest_md.sas
Output: root/clinical_studies/RO6867461/CDT70122/share/ACE_pool_DME_CSR_Final/prod/output_bc/g_forest_md_QSBDA_PREST_ITBC_OCTNOV2021_DME.pdf 05OCT2022 15:57

POPULATION: Intent-to-Treat Population (results shown for B vs. C)
ENDPOINT: NEI VFQ-25 Distance Activities subscale through Week 56
MODEL: Adjusted Analysis for Study, Baseline BCVA ETDRS letter score, Prior IVT anti-VEGF therapy, Geographic region
STUDY: GR40349 & GR40398
Change from Baseline (Analysis of MMRM)

			Faricimab (PTI) (N=632)					Aflibercept (N=627)					Difference between Treatments (Faricimab (PTI) - Aflibercept)					
			N			Statistics		N			Statistics		Statistics					
Visit	Name	Level	Total	with baseline value	included in analysis[1]	LSMeans[2]	SE (LSMeans)	Total	with baseline value	included in analysis[1]	LSMeans[2]	SE (LSMeans)	LSMeans[3]	SE (LSMeans)	95% CI (LL)	95% CI (UL)	Population	Method
Week 52	All	n/a	609	605	530	8,89	0,68	603	598	507	8,22	0,69	0,67	0,97	-1,24	2,57	Intent-to-Treat Population	adjusted
	Study	Rhine	312	311	274	8,67	0,94	304	302	259	7,96	0,96	0,71	1,34	-1,93	3,35	Intent-to-Treat Population	adjusted
		Yosemite	297	294	256	9,13	0,98	299	296	248	8,50	0,99	0,63	1,39	-2,11	3,36	Intent-to-Treat Population	adjusted

[1] Patients with a value at baseline and a post-baseline value at the respective visit.
[2] LSMeans of change from baseline from MMRM (including all available records from all selected visits). Selected visits: Week 24, Week 52. Early Termination (ET) visit was mapped to closest regular visit.
[3] Contrasts from MMRM
[4] Factors/Covariates: treatment, visit, treatment-by-visit interaction, baseline value. In addition, for the total population, adjusted for randomization stratification factors.
Data as observed (no imputation of missing values). Covariance matrix: unstructured. Treatment policy strategy was applied to non-COVID-19 related and hypothetical strategy was applied to COVID-19 related intercurrent events(IEs).
COVID-19 rel. IEs are: Disc. of Treatment due to COVID-19, Prohibited Treatment/Therapy due to COVID-19, Missed Dose at Week 44,48 or 52 due to COVID-19 and COVID-19 Death. Clinical cut-off: YOSEMITE 01NOV2021 and RHINE 28OCT2021

Program: root/clinical_studies/RO6867461/CDT70122/share/ACE_pool_DME_Base/prod/program/t_eff_mmrm.sas
Output: root/clinical_studies/RO6867461/CDT70122/share/ACE_pool_DME_CSR_Final/prod/output_bc/t_eff_mmrm_adj_QSBDA_W56_PREST_ITBC2_OCTNOV2021_DME.xls
27JUL2022 11:13

POPULATION: Intent-to-Treat Population (results shown for B vs. C)
ENDPOINT: NEI VFQ-25 Distance Activities subscale through Week 56
MODEL: Adjusted Analysis for Study, Baseline BCVA ETDRS letter score, Prior IVT anti-VEGF therapy, Geographic region
STUDY: GR40349 & GR40398
Forest Plot of LSMeans Difference for Change from Baseline (MMRM)
Week 52

Study	Total n [1]	Aflibercept (N=627) n [1]	Aflibercept (N=627) LSMeans [2]	Faricimab (PTI) (N=632) n [1]	Faricimab (PTI) (N=632) LSMeans [2]	LSMeans Difference	95% CI
All Patients	1037	507	8.2	530	8.9	0.7	(-1.2, 2.6)
Study							
Rhine	533	259	8.0	274	8.7	0.7	(-1.9, 3.3)
Yosemite	504	248	8.5	256	9.1	0.6	(-2.1, 3.4)

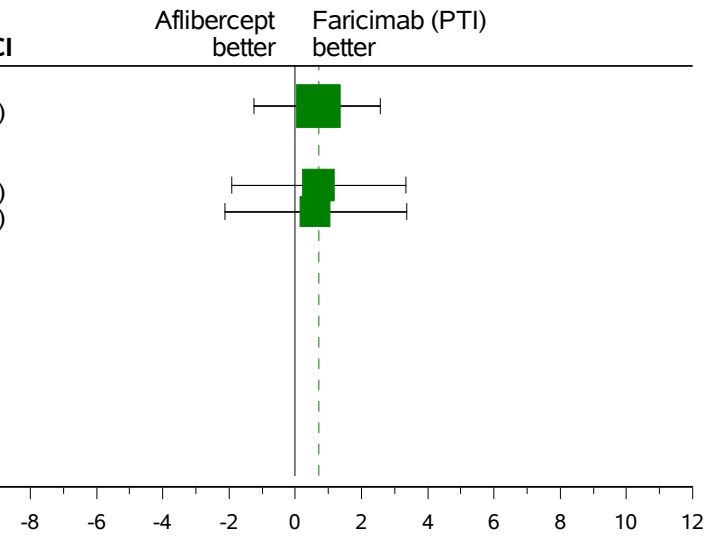

[1] Patients with a value at baseline and a post-baseline value at the respective visit.
[2] LSMeans of change from baseline from MMRM (including all available records from all selected visits).
Selected visits: Week 24, Week 52. Early Termination (ET) visit was mapped to closest regular visit.
Factors/Covariates: treatment, visit, treatment-by-visit interaction, baseline value. In addition adjusted for randomization stratification factors. The stratification factor is excluded if it is the subgroup.
Data as observed (no imputation of missing values). Covariance matrix: unstructured.
Treatment policy strategy was applied to non-COVID-19 related and hypothetical strategy was applied to COVID-19 related intercurrent events(IEs).
COVID-19 rel. IEs are: Disc. of Treatment due to COVID-19, Prohibited Treatment/Therapy due to COVID-19, Missed Dose at Week 44,48 or 52 due to COVID-19 and COVID-19 Death.
Clinical cut-off: YOSEMITE 01NOV2021 and RHINE 28OCT2021
Program: root/clinical_studies/RO6867461/CDT70122/share/ACE_pool_DME_Base/prod/program/g_forest_lsmd.sas
Output: root/clinical_studies/RO6867461/CDT70122/share/ACE_pool_DME_CSR_Final/prod/output_bc/g_forest_lsmd_adj_QSBDA_W56_PREST_ITBC2_OCTNOV2021_DME.pdf 10OCT2022 16:13

POPULATION: Intent-to-Treat Population (results shown for B vs. C)
ENDPOINT: NEI VFQ-25 Distance Activities subscale throughout the Entire Study
MODEL: Adjusted Analysis for Study, Baseline BCVA ETDRS letter score, Prior IVT anti-VEGF therapy, Geographic region
STUDY: GR40349 & GR40398
Change from Baseline (Analysis of MMRM)

			Faricimab (PTI) (N=632)					Aflibercept (N=627)					Difference between Treatments (Faricimab (PTI) - Aflibercept)					
			N			Statistics		N			Statistics		Statistics					
Visit	Name	Level	Total	with baseline value	included in analysis[1]	LSMeans[2]	SE (LSMeans)	Total	with baseline value	included in analysis[1]	LSMeans[2]	SE (LSMeans)	LSMeans[3]	SE (LSMeans)	95% CI (LL)	95% CI (UL)	Population	Method
Week 100	All	n/a	579	575	525	8,05	0,72	569	564	480	8,28	0,74	-0,23	1,03	-2,25	1,80	Intent-to-Treat Population	adjusted
	Study	Rhine	301	300	270	8,04	0,97	287	285	234	8,81	1,03	-0,77	1,41	-3,54	2,00	Intent-to-Treat Population	adjusted
		Yosemite	278	275	255	8,09	1,05	282	279	246	7,80	1,07	0,29	1,50	-2,66	3,24	Intent-to-Treat Population	adjusted

[1] Patients with a value at baseline and a post-baseline value at the respective visit.
[2] LSMeans of change from baseline from MMRM (including all available records from all selected visits). Selected visits: Week 24, Week 52, Week 100. Early Termination (ET) visit was mapped to closest regular visit.
[3] Contrasts from MMRM
[4] Factors/Covariates: treatment, visit, treatment-by-visit interaction, baseline value. In addition, for the total population, adjusted for randomization stratification factors.
Data as observed (no imputation of missing values). Covariance matrix: unstructured. Treatment policy strategy was applied to non-COVID-19 related and hypothetical strategy was applied to COVID-19 related intercurrent events(IEs).
COVID-19 rel. IEs are: Disc. of Treatment due to COVID-19, Prohibited Treatment/Therapy due to COVID-19, Missed Dose at Week 88,92 or 96 due to COVID-19 and COVID-19 Death. Clinical cut-off: YOSEMITE 01NOV2021 and RHINE 28OCT2021

Program: root/clinical_studies/RO6867461/CDT70122/share/ACE_pool_DME_Base/prod/program/t_eff_mmrm.sas
Output: root/clinical_studies/RO6867461/CDT70122/share/ACE_pool_DME_CSR_Final/prod/output_bc/t_eff_mmrm_adj_QSBDA_W100_PREST_ITBC2_OCTNOV2021_DME.xls
27JUL2022 7:45

POPULATION: Intent-to-Treat Population (results shown for B vs. C)
ENDPOINT: NEI VFQ-25 Distance Activities subscale throughout the Entire Study
MODEL: Adjusted Analysis for Study, Baseline BCVA ETDRS letter score, Prior IVT anti-VEGF therapy, Geographic region
STUDY: GR40349 & GR40398
Forest Plot of LSMeans Difference for Change from Baseline (MMRM)
Week 100

		Aflibercept (N=627)		Faricimab (PTI) (N=632)			
Study	**Total n [1]**	**n [1]**	**LSMeans [2]**	**n [1]**	**LSMeans [2]**	**LSMeans Difference**	**95% CI**
All Patients	1005	480	8.3	525	8.0	-0.2	(-2.3, 1.8)
Study							
Rhine	504	234	8.8	270	8.0	-0.8	(-3.5, 2.0)
Yosemite	501	246	7.8	255	8.1	0.3	(-2.7, 3.2)

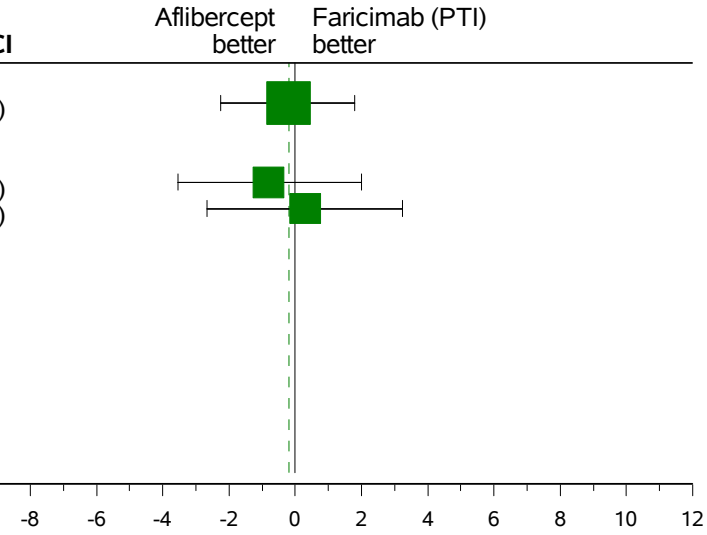

[1] Patients with a value at baseline and a post-baseline value at the respective visit.
[2] LSMeans of change from baseline from MMRM (including all available records from all selected visits).
Selected visits: Week 24, Week 52, Week 100. Early Termination (ET) visit was mapped to closest regular visit.
Factors/Covariates: treatment, visit, treatment-by-visit interaction, baseline value. In addition adjusted for randomization stratification factors. The stratification factor is excluded if it is the subgroup.
Data as observed (no imputation of missing values). Covariance matrix: unstructured.
Treatment policy strategy was applied to non-COVID-19 related and hypothetical strategy was applied to COVID-19 related intercurrent events(IEs).
COVID-19 rel. IEs are: Disc. of Treatment due to COVID-19, Prohibited Treatment/Therapy due to COVID-19, Missed Dose at Week 88,92 or 96 due to COVID-19 and COVID-19 Death.
Clinical cut-off: YOSEMITE 01NOV2021 and RHINE 28OCT2021
Program: root/clinical_studies/RO6867461/CDT70122/share/ACE_pool_DME_Base/prod/program/g_forest_lsmd.sas
Output: root/clinical_studies/RO6867461/CDT70122/share/ACE_pool_DME_CSR_Final/prod/output_bc/g_forest_lsmd_adj_QSBDA_W100_PREST_ITBC2_OCTNOV2021_DME.pdf 10OCT2022 16:31

POPULATION: Intent-to-Treat Population B vs. C
ENDPOINT: Proportion of Patients with a >=15-point improvement from baseline in NEI VFQ-25 Distance Activities subscale through Week 56
MODEL: Stratified Analysis by Study, Baseline BCVA ETDRS letter score, Prior IVT anti-VEGF therapy, Geographic region (combined)
STUDY: GR40349 & GR40398
Dichotomous Analysis (Efficacy)

		Faricimab (PTI) (N=632)				Aflibercept (N=627)				Faricimab (PTI) vs. Aflibercept																Aflibercept vs. Faricimab (PTI)				
		Patients		Patients with Event		Patients		Patients with Event		Odds Ratio					Absolute Risk Difference				Relative Risk							Relative Risk				
Name	Level	n	%	n	%	n	%	n	%	Odds Ratio		Convergence Reason	95% Lower CL	95% Upper CL	Absolute Risk		Convergence Reason	95% Lower CL	95% Upper CL	Relative Risk		Convergence Reason	95% Lower CL	95% Upper CL	p-value (Cochran-Mantel-Haenszel)	Interaction Test p-value (likelihood ratio)	Relative Risk		Convergence Reason	95% Lower CL	95% Upper CL
All	n/a	632	100,0	264	41,8	626	99,8	230	36,7	1,24		Convergence criterion (GCONV=1E-8) satisfied.	0,98	1,55	0,050		Algorithm converged.	-0,003	0,104	1,14		Algorithm converged.	0,99	1,30	0,0677		0,88		Algorithm converged.	0,77	1,01
Study	Rhine	319	50,5	137	42,9	315	50,2	117	37,1	1,28		Convergence criterion (GCONV=1E-8) satisfied.	0,93	1,76	0,056		Algorithm converged.	-0,019	0,132	1,16		Algorithm converged.	0,96	1,40	0,1345	0,7364	0,86		Algorithm converged.	0,72	1,04
	Yosemite	313	49,5	127	40,6	311	49,6	113	36,3	1,20		Convergence criterion (GCONV=1E-8) satisfied.	0,86	1,66	0,044		Algorithm converged.	-0,032	0,119	1,12		Algorithm converged.	0,92	1,36	0,2783		0,90		Algorithm converged.	0,74	1,09

Test for interaction based on RR (Log-binomial regression)
* indicates convergence problem. Result is uninterpretable.
Only patients with at least one value are used for analysis. For stratification Asia and rest of the world regions are combined due to a small number of enrolled patients. The stratification factor is excluded if it is the subgroup. OR is computed by stratified analysis, RR and ARD by adjusted analysis.
Early Termination (ET) visit was mapped to closest regular visit.
Treatment policy strategy was applied to non-COVID-19 related and hypothetical strategy was applied to COVID-19 related intercurrent events. COVID-19 related intercurrent events are: Disc. of Treatment due to COVID-19, Prohibited Treatment/Therapy due to COVID-19, Missed Dose at Week 44,48 or 52 due to COVID-19 and COVID-19 Death.
Clinical cut-off: YOSEMITE 01NOV2021 and RHINE 28OCT2021

Program: root/clinical_studies/RO6867461/CDT70122/share/ACE_pool_DME_CSR_Final/prod/program/t_eff_resp.sas
Output: root/clinical_studies/RO6867461/CDT70122/share/ACE_pool_DME_CSR_Final/prod/output_bc/t_eff_resp_str_QSBDA15I_W56_PREST_ITBC_OCTNOV2021_DME.xls
27MAR2022 7:11

POPULATION: Intent-to-Treat Population B vs. C
ENDPOINT: Proportion of Patients with a >=15-point improvement from baseline in NEI VFQ-25 Distance Activities subscale through Week 56
MODEL: Adjusted Analysis by Study, Baseline BCVA ETDRS letter score, Prior IVT anti-VEGF therapy, Geographic region
STUDY: GR40349 & GR40398
Forest Plot of Relative Risk

Study	Total n	Aflibercept (N=627) n	Aflibercept (N=627) n Responder	Faricimab (PTI) (N=632) n	Faricimab (PTI) (N=632) n Responder	Relative Risk	95% CI
All Patients	1258	626	230	632	264	1.14	(0.99, 1.30)
Study							
Rhine	634	315	117	319	137	1.16	(0.96, 1.40)
Yosemite	624	311	113	313	127	1.12	(0.92, 1.36)

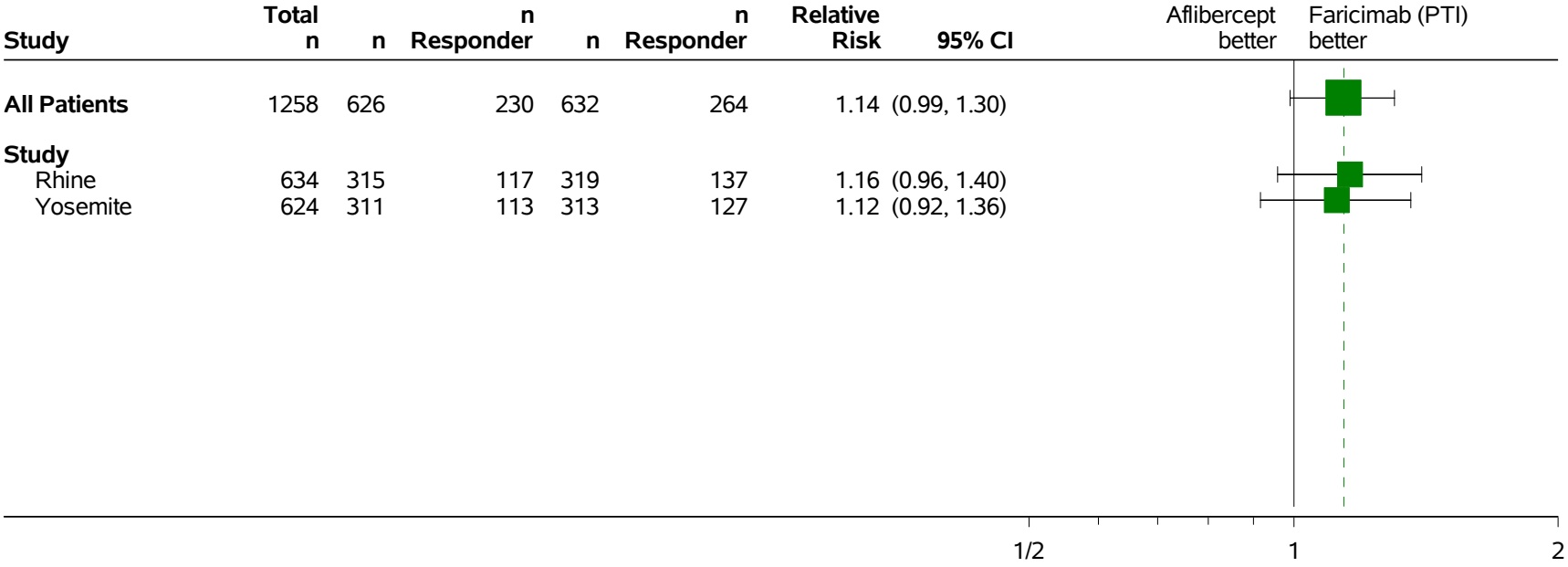

Only patients with at least one value are used for analysis. For adjustment Asia and rest of the world regions are combined due to a small number of enrolled patients.
The adjustment factor is excluded if it is the subgroup.
Early Termination (ET) visit was mapped to closest regular visit.
Treatment policy strategy was applied to non-COVID-19 related and hypothetical strategy was applied to COVID-19 related intercurrent events. COVID-19 related intercurrent events are:
Disc. of Treatment due to COVID-19, Prohibited Treatment/Therapy due to COVID-19, Missed Dose at Week 44,48 or 52 due to COVID-19 and COVID-19 Death.
Clinical cut-off: YOSEMITE 01NOV2021 and RHINE 28OCT2021
Program: root/clinical_studies/RO6867461/CDT70122/share/ACE_pool_DME_Base/prod/program/g_forest_rr.sas
Output: root/clinical_studies/RO6867461/CDT70122/share/ACE_pool_DME_CSR_Final/prod/output_bc/g_forest_rr_str_QSBDA15I_W56_PREST_ITBC_OCTNOV2021_DME.pdf 06OCT2022 19:13

POPULATION: Intent-to-Treat Population B vs. C
ENDPOINT: Proportion of Patients with a >=15-point improvement from baseline in NEI VFQ-25 Distance Activities subscale through Week 56
MODEL: Stratified Analysis by Study, Baseline BCVA ETDRS letter score, Prior IVT anti-VEGF therapy, Geographic region
STUDY: GR40349 & GR40398
Forest Plot of Odds Ratio

Study	Total n	Aflibercept (N=627) n	Aflibercept (N=627) n Responder	Faricimab (PTI) (N=632) n	Faricimab (PTI) (N=632) n Responder	Odds Ratio	95% CI
All Patients	1258	626	230	632	264	1.24	(0.98, 1.55)
Study							
Rhine	634	315	117	319	137	1.28	(0.93, 1.76)
Yosemite	624	311	113	313	127	1.20	(0.86, 1.66)

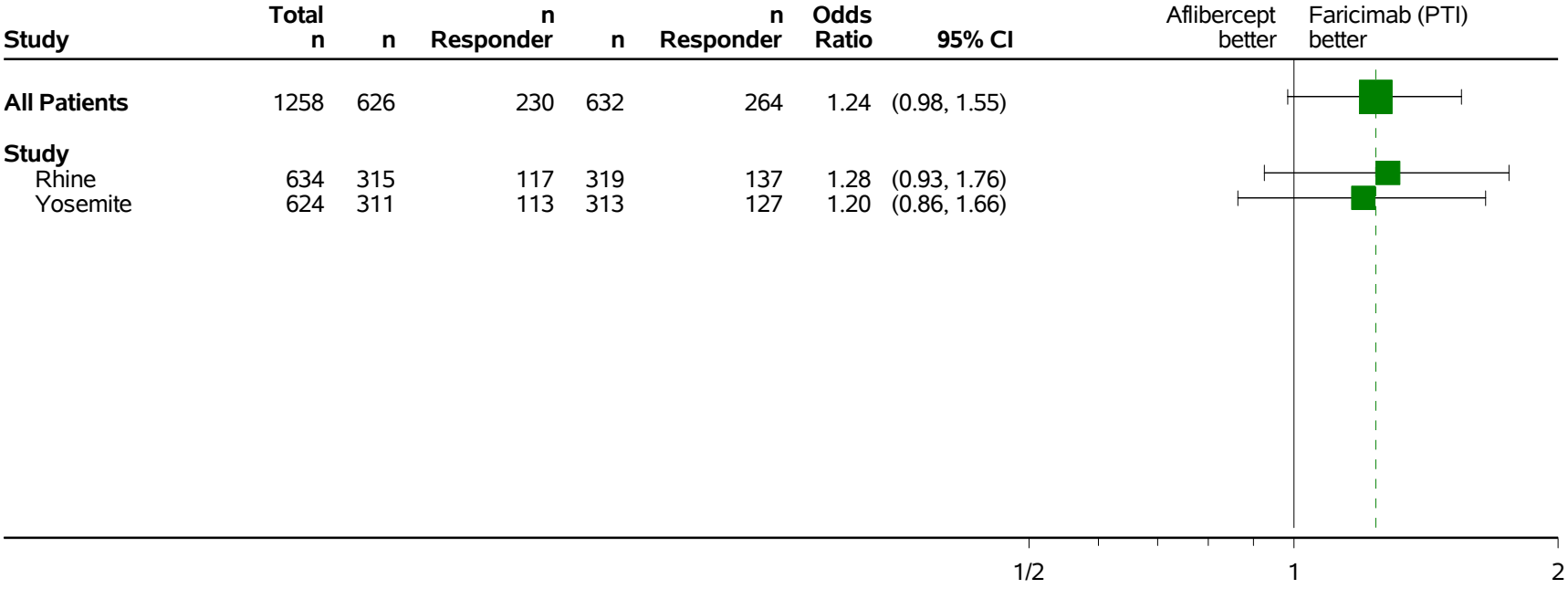

Only patients with at least one value are used for analysis. For stratification Asia and rest of the world regions are combined due to a small number of enrolled patients.
Early Termination (ET) visit was mapped to closest regular visit.
Treatment policy strategy was applied to non-COVID-19 related and hypothetical strategy was applied to COVID-19 related intercurrent events. COVID-19 related intercurrent events are:
Disc. of Treatment due to COVID-19, Prohibited Treatment/Therapy due to COVID-19, Missed Dose at Week 44,48 or 52 due to COVID-19 and COVID-19 Death.
Clinical cut-off: YOSEMITE 01NOV2021 and RHINE 28OCT2021
Program: root/clinical_studies/RO6867461/CDT70122/share/ACE_pool_DME_Base/prod/program/g_forest_or.sas
Output: root/clinical_studies/RO6867461/CDT70122/share/ACE_pool_DME_CSR_Final/prod/output_bc/g_forest_or_str_QSBDA15I_W56_PREST_ITBC_OCTNOV2021_DME.pdf 30SEP2022 14:12

POPULATION: Intent-to-Treat Population B vs. C
ENDPOINT: Proportion of Patients with a >=15-point improvement from baseline in NEI VFQ-25 Distance Activities subscale through Week 56
MODEL: Stratified Analysis by Study, Baseline BCVA ETDRS letter score, Prior IVT anti-VEGF therapy, Geographic region (combined)
STUDY: GR40349 & GR40398
Dichotomous Analysis by Subgroups (Efficacy)

		Faricimab (PTI) (N=632)				Aflibercept (N=627)				Faricimab (PTI) vs. Aflibercept														Aflibercept vs. Faricimab (PTI)			
		Patients		Patients with Event		Patients		Patients with Event		Odds Ratio				Absolute Risk Difference				Relative Risk						Relative Risk			
Name	Level	n	%	n	%	n	%	n	%	Odds Ratio	Convergence Reason	95% Lower CL	95% Upper CL	Absolute Risk	Convergence Reason	95% Lower CL	95% Upper CL	Relative Risk	Convergence Reason	95% Lower CL	95% Upper CL	p-value (Cochran-Mantel Haenszel)	p-value (likelihood ratio)	Relative Risk	Convergence Reason	95% Lower CL	95% Upper CL
All	n/a	632	100,0	264	41,8	626	99,8	230	36,7	1,24	Convergence criterion (GCONV=1E-8) satisfied.	0,98	1,55	0,050	Algorithm converged.	-0,003	0,104	1,14	Algorithm converged.	0,99	1,30	0,0677		0,88	Algorithm converged.	0,77	1,01
Sex	Male	396	62,7	160	40,4	364	58,1	130	35,7	1,21	Convergence criterion (GCONV=1E-8) satisfied.	0,90	1,63	0,047	Algorithm converged.	-0,021	0,115	1,12	Algorithm converged.	0,93	1,34	0,1999	0,8303	0,90	Algorithm converged.	0,75	1,07
	Female	236	37,3	104	44,1	262	41,8	100	38,2	1,26	Convergence criterion (GCONV=1E-8) satisfied.	0,88	1,81	0,059	Algorithm converged.	-0,027	0,145	1,16	Algorithm converged.	0,94	1,44	0,1994		0,86	Algorithm converged.	0,70	1,06
Age	< 65 years	352	55,7	143	41,2	363	57,9	141	38,8	1,14	Convergence criterion (GCONV=1E-8) satisfied.	0,84	1,54	0,030	Algorithm converged.	-0,041	0,101	1,08	Algorithm converged.	0,91	1,30	0,4099	0,2964	0,92	Algorithm converged.	0,77	1,10
	>= 65 years	280	44,3	119	42,5	263	41,9	89	33,8	1,46	Convergence criterion (GCONV=1E-8) satisfied.	1,03	2,08	0,093	Algorithm converged.	-0,012	0,174	1,26	Algorithm converged.	1,01	1,56	0,0349		0,80	Algorithm converged.	0,64	0,99
Age	< 75 years	577	91,3	242	41,8	571	91,1	210	36,8	1,25	Convergence criterion (GCONV=1E-8) satisfied.	0,98	1,59	0,052	Algorithm converged.	-0,004	0,108	1,14	Algorithm converged.	0,99	1,32	0,0674	0,8042	0,88	Algorithm converged.	0,76	1,01
	>= 75 years	55	8,7	22	40,0	55	8,8	20	36,4	0,78	Convergence criterion (GCONV=1E-8) satisfied.	0,34	1,80	0,044	Algorithm converged.	-0,136	0,224	1,08	Algorithm converged.	0,68	1,73	0,5670		0,92	Algorithm converged.	0,58	1,48
Baseline BCVA ETDRS letter score	< 64 letters	281	44,5	134	47,7	284	45,3	118	41,5	1,28	Convergence criterion (GCONV=1E-8) satisfied.	0,92	1,79	0,061	Algorithm converged.	-0,020	0,143	1,14	Algorithm converged.	0,95	1,37	0,1437	0,9876	0,88	Algorithm converged.	0,73	1,06
	>= 64 letters	349	55,2	130	37,2	342	54,5	112	32,7	1,22	Convergence criterion (GCONV=1E-8) satisfied.	0,89	1,67	0,045	Algorithm converged.	-0,026	0,116	1,14	Algorithm converged.	0,93	1,40	0,2143		0,88	Algorithm converged.	0,72	1,08
	Missing	2	0,3	0	0,0	0	0,0	0	0,0	NE		NE	NE	NE	NE	NE	NE	NE	NE	NE	NE			NE	NE	NE	NE
Geographic region	Europe	219	34,7	85	38,8	219	34,9	86	39,3	0,97	Convergence criterion (GCONV=1E-8) satisfied.	0,66	1,43	-0,006	Algorithm converged.	-0,097	0,086	0,98	Algorithm converged.	0,78	1,24	0,8918	0,1461	1,02	Algorithm converged.	0,81	1,29
	America	344	54,4	151	43,9	339	54,1	126	37,2	1,32	Convergence criterion (GCONV=1E-8) satisfied.	0,97	1,80	0,066	Algorithm converged.	-0,006	0,139	1,18	Algorithm converged.	0,93	1,42	0,0751		0,84	Algorithm converged.	0,71	1,01
	Asia Pacific (inc. Australia)	69	10,9	28	40,6	68	10,8	18	26,5	1,88	Convergence criterion (GCONV=1E-8) satisfied.	0,91	3,89	0,147	Algorithm converged.	-0,010	0,305	1,60	Algorithm converged.	0,99	2,60	0,0871		0,62	Algorithm converged.	0,38	1,01
Race/ethnicity	White	489	77,4	203	41,5	503	80,3	191	37,8	1,18	Convergence criterion (GCONV=1E-8) satisfied.	0,91	1,52	0,042	Algorithm converged.	-0,018	0,103	1,10	Algorithm converged.	0,95	1,28	0,2064	0,5095	0,91	Algorithm converged.	0,78	1,06
	Asian	62	9,8	26	41,9	59	9,4	17	28,8	1,67	Convergence criterion (GCONV=1E-8) satisfied.	0,76	3,64	0,129	Algorithm converged.	-0,041	0,299	1,58	Algorithm converged.	0,96	2,57	0,1974		0,63	Algorithm converged.	0,39	1,04
	Other	55	8,7	20	36,4	47	7,5	15	31,9	1,25	Convergence criterion (GCONV=1E-8) satisfied.	0,49	3,18	0,037	Algorithm converged.	-0,157	0,231		* WARNING: The relative Hessian convergence criterion of 0.0153661051 is greater than the limit of 0.0001. The convergence is questionable.						* WARNING: The relative Hessian convergence criterion of 0.0153661051 is greater than the limit of 0.0001. The convergence is questionable.		
	Unknown	26	4,1	13	50,0	15	2,4	7	46,7	0,89	Convergence criterion (GCONV=1E-8) satisfied.	0,21	3,71	* WARNING: The relative Hessian convergence criterion of 0.0061514159 is greater than the limit of 0.0001. The convergence is questionable.				* WARNING: The relative Hessian convergence criterion of 0.2589664497 is greater than the limit of 0.0001. The convergence is questionable.						* WARNING: The relative Hessian convergence criterion of 0.2589664497 is greater than the limit of 0.0001. The convergence is questionable.		
Baseline HbA1c	<=8%	404	63,9	163	40,8	399	63,6	149	37,3	1,14	Convergence criterion (GCONV=1E-8) satisfied.	0,86	1,52	0,035	Algorithm converged.	-0,032	0,102	1,08	Algorithm converged.	0,91	1,28	0,3578	0,3923	0,93	Algorithm converged.	0,78	1,10
	>8%	221	35,0	96	43,4	222	35,4	80	36,0	1,34	Convergence criterion (GCONV=1E-8) satisfied.	0,91	1,96	0,075	Algorithm converged.	-0,016	0,166	1,22	Algorithm converged.	0,97	1,54	0,1358		0,82	Algorithm converged.	0,65	1,03
	Missing	7	1,1	3	42,9	5	0,8	1	20,0	>999.99	Convergence criterion (GCONV=1E-8) satisfied.	0,00	NE	* ERROR: The mean parameter is either invalid or at a limit of its range for some observations.				* ERROR: The mean parameter is either invalid or at a limit of its range for some observations.						* ERROR: The mean parameter is either invalid or at a limit of its range for some observations.		
Prior IVT anti-VEGF therapy	Yes	133	21,0	57	42,9	137	21,9	45	32,8	1,52	Convergence criterion (GCONV=1E-8) satisfied.	0,93	2,49	0,095	Algorithm converged.	-0,020	0,211	1,35	Algorithm converged.	0,99	1,84	0,0943	0,2343	0,74	Algorithm converged.	0,54	1,01
	No	499	79,0	207	41,5	489	78,0	185	37,8	1,17	Convergence criterion (GCONV=1E-8) satisfied.	0,90	1,53	0,037	Algorithm converged.	-0,023	0,097	1,09	Algorithm converged.	0,93	1,27	0,2403		0,92	Algorithm converged.	0,79	1,07
Baseline DR severity	<47	365	57,8	141	38,6	361	57,6	124	34,3	1,18	Convergence criterion (GCONV=1E-8) satisfied.	0,87	1,59	0,041	Algorithm converged.	-0,029	0,111	1,11	Algorithm converged.	0,92	1,34	0,2936	0,9436	0,90	Algorithm converged.	0,74	1,09
	47 - 53	198	31,3	89	44,9	208	33,2	84	40,4	1,17	Convergence criterion (GCONV=1E-8) satisfied.	0,79	1,75	0,050	Algorithm converged.	-0,046	0,145	1,12	Algorithm converged.	0,90	1,41	0,4355		0,89	Algorithm converged.	0,71	1,11
	>53	58	9,2	30	51,7	38	6,1	18	47,4	1,22	Convergence criterion (GCONV=1E-8) satisfied.	0,52	2,88	0,055	Algorithm converged.	-0,151	0,262	1,17	Algorithm converged.	0,75	1,81	0,6447		0,86	Algorithm converged.	0,55	1,33
	Missing	11	1,7	4	36,4	19	3,0	4	21,1	1,20	Convergence criterion (GCONV=1E-8) satisfied.	0,20	7,27	* WARNING: The relative Hessian convergence criterion of 0.434177399 is greater than the limit of 0.0001. The convergence is questionable.				1,26	Algorithm converged.	0,35	4,49	0,8439		0,79	Algorithm converged.	0,22	2,82
Baseline DR severity	<=53	563	89,1	230	40,9	569	90,7	208	36,6	1,19	Convergence criterion (GCONV=1E-8) satisfied.	0,94	1,52	0,042	Algorithm converged.	-0,014	0,099	1,11	Algorithm converged.	0,96	1,29	0,1475	0,7212	0,90	Algorithm converged.	0,78	1,04
	>53	58	9,2	30	51,7	38	6,1	18	47,4	1,22	Convergence criterion (GCONV=1E-8) satisfied.	0,52	2,88	0,055	Algorithm converged.	-0,151	0,262	1,17	Algorithm converged.	0,75	1,81	0,6447		0,86	Algorithm converged.	0,55	1,33
	Missing	11	1,7	4	36,4	19	3,0	4	21,1	1,20	Convergence criterion (GCONV=1E-8) satisfied.	0,20	7,27	* WARNING: The relative Hessian convergence criterion of 0.434177399 is greater than the limit of 0.0001. The convergence is questionable.				1,26	Algorithm converged.	0,35	4,49	0,8439		0,79	Algorithm converged.	0,22	2,82
Medical history: renal disease	Yes	63	10,0	28	44,4	45	7,2	19	42,2	0,97	Convergence criterion (GCONV=1E-8) satisfied.	0,43	2,21	-0,006	Algorithm converged.	-0,198	0,186	1,01	Algorithm converged.	0,65	1,55	0,9412	0,6780	0,99	Algorithm converged.	0,64	1,53
	No	569	90,0	236	41,5	581	92,7	211	36,3	1,25	Convergence criterion (GCONV=1E-8) satisfied.	0,98	1,58	0,052	Algorithm converged.	-0,004	0,108	1,14	Algorithm converged.	0,99	1,32	0,0703		0,88	Algorithm converged.	0,76	1,01
Medical history: cardiac disease	Yes	511	80,9	213	41,7	498	79,4	174	34,9	1,30	Convergence criterion (GCONV=1E-8) satisfied.	1,01	1,68	0,065	Algorithm converged.	0,005	0,124	1,18	Algorithm converged.	1,01	1,38	0,0426	0,2719	0,84	Algorithm converged.	0,72	0,99
	No	121	19,1	51	42,1	128	20,4	56	43,8	1,11	Convergence criterion (GCONV=1E-8) satisfied.	0,65	1,91	-0,002	Algorithm converged.	-0,124	0,119	1,00	Algorithm converged.	0,76	1,32	0,6998		1,00	Algorithm converged.	0,76	1,31
Medical history: vascular disease	Yes	92	14,6	46	50,0	98	15,6	32	32,7	1,88	Convergence criterion (GCONV=1E-8) satisfied.	1,03	3,45	0,183	Algorithm converged.	0,045	0,320	1,56	Algorithm converged.	1,10	2,21	0,0399	0,0701	0,64	Algorithm converged.	0,45	0,91
	No	540	85,4	218	40,4	528	84,2	198	37,5	1,13	Convergence criterion (GCONV=1E-8) satisfied.	0,88	1,44	0,028	Algorithm converged.	-0,030	0,086	1,08	Algorithm converged.	0,93	1,25	0,3425		0,93	Algorithm converged.	0,80	1,08
Study	Rhine	319	50,5	137	42,9	315	50,2	117	37,1	1,28	Convergence criterion (GCONV=1E-8) satisfied.	0,93	1,76	0,056	Algorithm converged.	-0,019	0,132	1,16	Algorithm converged.	0,96	1,40	0,1345	0,7364	0,86	Algorithm converged.	0,72	1,04
	Yosemite	313	49,5	127	40,6	311	49,6	113	36,3	1,20	Convergence criterion (GCONV=1E-8) satisfied.	0,86	1,66	0,044	Algorithm converged.	-0,032	0,119	1,12	Algorithm converged.	0,92	1,36	0,2783		0,90	Algorithm converged.	0,74	1,09

Test for interaction based on RR (Log-binomial regression)
* indicates convergence problem. Result is uninterpretable.
Only patients with at least one value are used for analysis. For stratification Asia and rest of the world regions are combined due to a small number of enrolled patients. The stratification factor is excluded if it is the subgroup. OR is computed by stratified analysis, RR and ARD by adjusted analysis.
Early Termination (ET) visit was mapped to closest regular visit.
Treatment policy strategy was applied to non-COVID-19 related and hypothetical strategy was applied to COVID-19 related intercurrent events. COVID-19 related intercurrent events are: Disc. of Treatment due to COVID-19, Prohibited Treatment/Therapy due to COVID-19, Missed Dose at Week 44,48 or 52 due to COVID-19 and COVID-19 Death.
Clinical cut-off: YOSEMITE 01NOV2021 and RHINE 28OCT2021

Program: root/clinical_studies/RO6867461/CDT70122/share/ACE_pool_DME_CSR_Final/prod/program/t_eff_resp.sas
Output: root/clinical_studies/RO6867461/CDT70122/share/ACE_pool_DME_CSR_Final/prod/output_hc/t_eff_resp_sg_str_QSBDA151_W56_PREST_ITBC_OCTNOV2021_DME.xls
27MAR2022 1:52

POPULATION: Intent-to-Treat Population B vs. C
ENDPOINT: Proportion of Patients with a >=15-point improvement from baseline in NEI VFQ-25 Distance Activities subscale throughout the Entire Study
MODEL: Stratified Analysis by Study, Baseline BCVA ETDRS letter score, Prior IVT anti-VEGF therapy, Geographic region (combined)
STUDY: GR40349 & GR40398
Dichotomous Analysis (Efficacy)

		Faricimab (PTI) (N=632)				Aflibercept (N=627)				Faricimab (PTI) vs. Aflibercept																	Aflibercept vs. Faricimab (PTI)				
		Patients		Patients with Event		Patients		Patients with Event		Odds Ratio					Absolute Risk Difference				Relative Risk								Relative Risk				
Name	Level	n	%	n	%	n	%	n	%	Odds Ratio		Convergence Reason	95% Lower CL	95% Upper CL	Absolute Risk		Convergence Reason	95% Lower CL	95% Upper CL	Relative Risk		Convergence Reason	95% Lower CL	95% Upper CL	p-value (Cochran-Mantel-Haenszel)	Interaction Test p-value (likelihood ratio)	Relative Risk		Convergence Reason	95% Lower CL	95% Upper CL
All	n/a	632	100,0	302	47,8	626	99,8	271	43,3	1,20		Convergence criterion (GCONV=1E-8) satisfied.	0,96	1,50	0,045		Algorithm converged.	-0,009	0,100	1,10		Algorithm converged.	0,97	1,24	0,1104		0,91		Algorithm converged.	0,81	1,03
Study	Rhine	319	50,5	149	46,7	315	50,2	134	42,5	1,19		Convergence criterion (GCONV=1E-8) satisfied.	0,87	1,63	0,041		Algorithm converged.	-0,036	0,117	1,08		Algorithm converged.	0,91	1,29	0,2886	0,9875	0,92		Algorithm converged.	0,78	1,09
	Yosemite	313	49,5	153	48,9	311	49,6	137	44,1	1,21		Convergence criterion (GCONV=1E-8) satisfied.	0,88	1,67	0,049		Algorithm converged.	-0,028	0,127	1,12		Algorithm converged.	0,95	1,32	0,2314		0,89		Algorithm converged.	0,76	1,06

Test for interaction based on RR (Log-binomial regression)
* indicates convergence problem. Result is uninterpretable.
Only patients with at least one value are used for analysis. For stratification Asia and rest of the world regions are combined due to a small number of enrolled patients. The stratification factor is excluded if it is the subgroup. OR is computed by stratified analysis, RR and ARD by adjusted analysis.
Early Termination (ET) visit was mapped to closest regular visit.
Treatment policy strategy was applied to non-COVID-19 related and hypothetical strategy was applied to COVID-19 related intercurrent events. COVID-19 related intercurrent events are: Disc. of Treatment due to COVID-19, Prohibited Treatment/Therapy due to COVID-19, Missed Dose at Week 88,92 or 96 due to COVID-19 and COVID-19 Death.
Clinical cut-off: YOSEMITE 01NOV2021 and RHINE 28OCT2021

Program: root/clinical_studies/RO6867461/CDT70122/share/ACE_pool_DME_CSR_Final/prod/program/t_eff_resp.sas
Output: root/clinical_studies/RO6867461/CDT70122/share/ACE_pool_DME_CSR_Final/prod/output_bc/t_eff_resp_str_QSBDA15I_PREST_ITBC_OCTNOV2021_DME.xls
27MAR2022 7:17

POPULATION: Intent-to-Treat Population B vs. C
ENDPOINT: Proportion of Patients with a >=15-point improvement from baseline in NEI VFQ-25 Distance Activities subscale throughout the Entire Study
MODEL: Adjusted Analysis by Study, Baseline BCVA ETDRS letter score, Prior IVT anti-VEGF therapy, Geographic region
STUDY: GR40349 & GR40398
Forest Plot of Relative Risk

Study	Total n	Aflibercept (N=627) n	Aflibercept (N=627) n Responder	Faricimab (PTI) (N=632) n	Faricimab (PTI) (N=632) n Responder	Relative Risk	95% CI
All Patients	1258	626	271	632	302	1.10	(0.97, 1.24)
Study							
Rhine	634	315	134	319	149	1.08	(0.91, 1.29)
Yosemite	624	311	137	313	153	1.12	(0.95, 1.32)

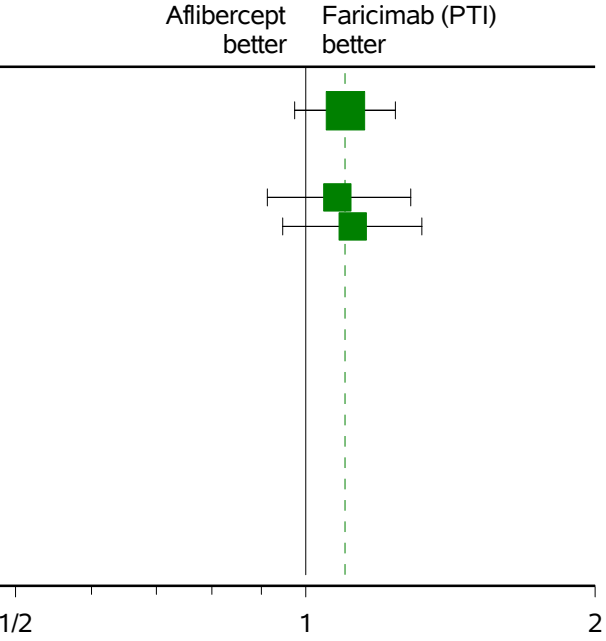

Only patients with at least one value are used for analysis. For adjustment Asia and rest of the world regions are combined due to a small number of enrolled patients.
The adjustment factor is excluded if it is the subgroup.
Early Termination (ET) visit was mapped to closest regular visit.
Treatment policy strategy was applied to non-COVID-19 related and hypothetical strategy was applied to COVID-19 related intercurrent events. COVID-19 related intercurrent events are:
Disc. of Treatment due to COVID-19, Prohibited Treatment/Therapy due to COVID-19, Missed Dose at Week 88,92 or 96 due to COVID-19 and COVID-19 Death.
Clinical cut-off: YOSEMITE 01NOV2021 and RHINE 28OCT2021
Program: root/clinical_studies/RO6867461/CDT70122/share/ACE_pool_DME_Base/prod/program/g_forest_rr.sas
Output: root/clinical_studies/RO6867461/CDT70122/share/ACE_pool_DME_CSR_Final/prod/output_bc/g_forest_rr_str_QSBDA15I_PREST_ITBC_OCTNOV2021_DME.pdf 06OCT2022 19:15

POPULATION: Intent-to-Treat Population B vs. C
ENDPOINT: Proportion of Patients with a >=15-point improvement from baseline in NEI VFQ-25 Distance Activities subscale throughout the Entire Study
MODEL: Stratified Analysis by Study, Baseline BCVA ETDRS letter score, Prior IVT anti-VEGF therapy, Geographic region
STUDY: GR40349 & GR40398
Forest Plot of Odds Ratio

		Aflibercept (N=627)		Faricimab (PTI) (N=632)				
Study	**Total n**	**n**	**n Responder**	**n**	**n Responder**	**Odds Ratio**	**95% CI**	Aflibercept better / Faricimab (PTI) better
All Patients	1258	626	271	632	302	1.20	(0.96, 1.50)	
Study								
Rhine	634	315	134	319	149	1.19	(0.87, 1.63)	
Yosemite	624	311	137	313	153	1.21	(0.88, 1.67)	

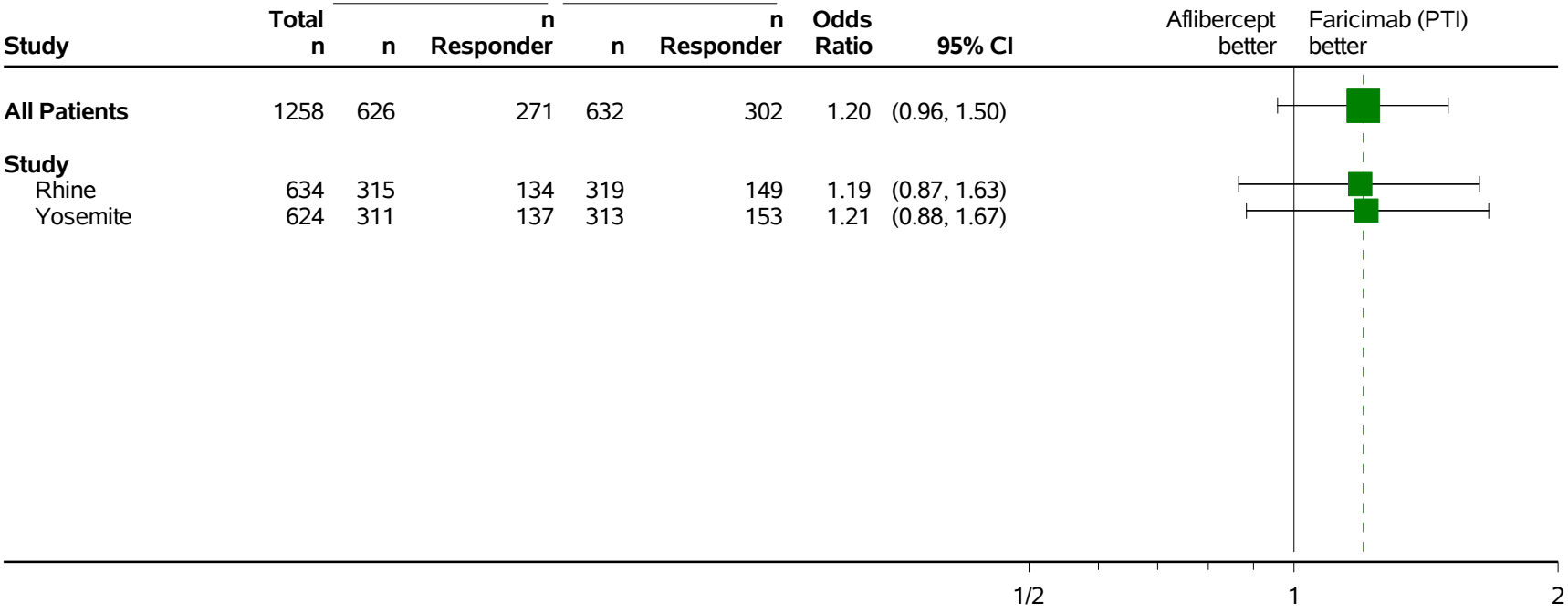

Only patients with at least one value are used for analysis. For stratification Asia and rest of the world regions are combined due to a small number of enrolled patients.
Early Termination (ET) visit was mapped to closest regular visit.
Treatment policy strategy was applied to non-COVID-19 related and hypothetical strategy was applied to COVID-19 related intercurrent events. COVID-19 related intercurrent events are:
Disc. of Treatment due to COVID-19, Prohibited Treatment/Therapy due to COVID-19, Missed Dose at Week 88,92 or 96 due to COVID-19 and COVID-19 Death.
Clinical cut-off: YOSEMITE 01NOV2021 and RHINE 28OCT2021
Program: root/clinical_studies/RO6867461/CDT70122/share/ACE_pool_DME_Base/prod/program/g_forest_or.sas
Output: root/clinical_studies/RO6867461/CDT70122/share/ACE_pool_DME_CSR_Final/prod/output_bc/g_forest_or_str_QSBDA15I_PREST_ITBC_OCTNOV2021_DME.pdf 30SEP2022 14:13

POPULATION: Intent-to-Treat Population B vs. C
ENDPOINT: Proportion of Patients with a >=15-point improvement from baseline in NEI VFQ-25 Distance Activities subscale throughout the Entire Study
MODEL: Stratified Analysis by Study, Baseline BCVA ETDRS letter score, Prior IVT anti-VEGF therapy, Geographic region (combined)
STUDY: GR40349 & GR40398
Dichotomous Analysis by Subgroups (Efficacy)

		Faricimab (PTI) (N=632)				Aflibercept (N=627)				Faricimab (PTI) vs. Aflibercept														Aflibercept vs. Faricimab (PTI)			
		Patients		Patients with Event		Patients		Patients with Event		Odds Ratio				Absolute Risk Difference				Relative Risk						Relative Risk			
Name	Level	n	%	n	%	n	%	n	%	Odds Ratio	Convergence Reason	95% Lower CL	95% Upper CL	Absolute Risk	Convergence Reason	95% Lower CL	95% Upper CL	Relative Risk	Convergence Reason	95% Lower CL	95% Upper CL	p-value (Cochran-Mantel-Haenszel)	p-value (likelihood ratio)	Relative Risk	Convergence Reason	95% Lower CL	95% Upper CL
All	n/a	632	100,0	302	47,8	626	99,8	271	43,3	1,20	Convergence criterion (GCONV=1E-8) satisfied.	0,96	1,50	0,045	Algorithm converged.	-0,009	0,100	1,10	Algorithm converged.	0,97	1,24	0,1104		0,93	Algorithm converged.	0,81	1,03
Sex	Male	396	62,7	183	46,2	364	58,1	154	42,3	1,16	Convergence criterion (GCONV=1E-8) satisfied.	0,86	1,54	0,037	Algorithm converged.	-0,033	0,107	1,07	Algorithm converged.	0,91	1,25	0,3286	0,7059	0,94	Algorithm converged.	0,80	1,09
	Female	236	37,3	119	50,4	262	41,8	117	44,7	1,23	Convergence criterion (GCONV=1E-8) satisfied.	0,87	1,76	0,059	Algorithm converged.	-0,029	0,146	1,14	Algorithm converged.	0,95	1,38	0,2439		0,88	Algorithm converged.	0,73	1,05
Age	< 65 years	352	55,7	165	46,9	363	57,9	164	45,2	1,10	Convergence criterion (GCONV=1E-8) satisfied.	0,82	1,49	0,024	Algorithm converged.	-0,048	0,097	1,05	Algorithm converged.	0,90	1,23	0,5174	0,3079	0,95	Algorithm converged.	0,81	1,11
	>= 65 years	280	44,3	137	48,9	263	41,9	107	40,7	1,40	Convergence criterion (GCONV=1E-8) satisfied.	0,99	1,97	0,086	Algorithm converged.	0,003	0,169	1,19	Algorithm converged.	0,99	1,44	0,0548		0,84	Algorithm converged.	0,70	1,01
Age	< 75 years	577	91,3	279	48,4	571	91,1	248	43,4	1,23	Convergence criterion (GCONV=1E-8) satisfied.	0,97	1,55	0,051	Algorithm converged.	-0,007	0,108	1,11	Algorithm converged.	0,98	1,26	0,0841	0,5679	0,90	Algorithm converged.	0,78	1,02
	>= 75 years	55	8,7	23	41,8	55	8,8	23	41,8	0,67	Convergence criterion (GCONV=1E-8) satisfied.	0,29	1,51	0,003	Algorithm converged.	-0,181	0,188	0,99	Algorithm converged.	0,64	1,55	0,3295		1,01	Algorithm converged.	0,65	1,56
Baseline BCVA ETDRS letter score	< 64 letters	281	44,5	147	52,3	284	45,3	141	49,6	1,11	Convergence criterion (GCONV=1E-8) satisfied.	0,80	1,55	0,026	Algorithm converged.	-0,056	0,108	1,05	Algorithm converged.	0,89	1,23	0,5363	0,3865	0,96	Algorithm converged.	0,81	1,12
	>= 64 letters	349	55,2	155	44,4	342	54,5	130	38,0	1,30	Convergence criterion (GCONV=1E-8) satisfied.	0,96	1,76	0,063	Algorithm converged.	-0,010	0,137	1,17	Algorithm converged.	0,98	1,40	0,0886		0,85	Algorithm converged.	0,72	1,02
	Missing	2	0,3	0	0,0	0	0,0	0	0,0	NE	NE	NE	NE	NE	NE	NE	NE	NE	NE	NE	NE	NE		NE	NE	NE	NE
Geographic region	Europe	219	34,7	92	42,0	219	34,9	93	42,5	0,98	Convergence criterion (GCONV=1E-8) satisfied.	0,67	1,42	-0,004	Algorithm converged.	-0,086	0,089	0,98	Algorithm converged.	0,79	1,22	0,8976	0,3213	1,02	Algorithm converged.	0,82	1,27
	America	344	54,4	178	51,7	339	54,1	152	45,1	1,31	Convergence criterion (GCONV=1E-8) satisfied.	0,97	1,77	0,065	Algorithm converged.	-0,009	0,139	1,14	Algorithm converged.	0,98	1,33	0,0831		0,87	Algorithm converged.	0,75	1,02
	Asia Pacific (inc. Australia)	69	10,9	32	46,4	68	10,8	25	36,8	1,48	Convergence criterion (GCONV=1E-8) satisfied.	0,74	2,97	0,109	Algorithm converged.	-0,057	0,275	1,29	Algorithm converged.	0,86	1,92	0,2664		0,78	Algorithm converged.	0,52	1,16
Race/ethnicity	White	489	77,4	235	48,1	505	80,5	225	44,6	1,15	Convergence criterion (GCONV=1E-8) satisfied.	0,89	1,48	0,036	Algorithm converged.	-0,025	0,098	1,07	Algorithm converged.	0,94	1,23	0,2745	0,5880	0,93	Algorithm converged.	0,82	1,06
	Asian	62	9,8	29	46,8	59	9,4	22	37,3	1,39	Convergence criterion (GCONV=1E-8) satisfied.	0,65	2,99	0,102	Algorithm converged.	-0,073	0,277	1,33	Algorithm converged.	0,86	2,04	0,4004		0,75	Algorithm converged.	0,49	1,16
	Other	55	8,7	25	45,5	47	7,5	16	34,0	1,68	Convergence criterion (GCONV=1E-8) satisfied.	0,68	4,11	0,114	Algorithm converged.	-0,079	0,306	1,38	Algorithm converged.	0,83	2,27	0,2578		0,72	Algorithm converged.	0,44	1,18
	Unknown	26	4,1	13	50,0	15	2,4	8	53,3	0,76	Convergence criterion (GCONV=1E-8) satisfied.	0,19	3,00	*	WARNING: The relative Hessian convergence criterion of 0.0004942916 is greater than the limit of 0.0001. The convergence is questionable.			*	WARNING: The relative Hessian convergence criterion of 0.1759431284 is greater than the limit of 0.0001. The convergence is questionable.					*	WARNING: The relative Hessian convergence criterion of 0.1759431284 is greater than the limit of 0.0001. The convergence is questionable.		
Baseline HbA1c	<=8%	404	63,9	194	48,0	399	63,6	171	42,9	1,23	Convergence criterion (GCONV=1E-8) satisfied.	0,93	1,63	0,052	Algorithm converged.	-0,016	0,120	1,11	Algorithm converged.	0,95	1,29	0,1477	0,8318	0,90	Algorithm converged.	0,77	1,05
	>8%	221	35,0	105	47,5	222	35,4	98	44,1	1,14	Convergence criterion (GCONV=1E-8) satisfied.	0,78	1,65	0,035	Algorithm converged.	-0,057	0,128	1,08	Algorithm converged.	0,88	1,32	0,5005		0,93	Algorithm converged.	0,76	1,13
	Missing	7	1,1	3	42,9	5	0,8	2	40,0	>999.99	Convergence criterion (GCONV=1E-8) satisfied.	0,00	NE	*	ERROR: The mean parameter is either invalid or at a limit of its range for some observations.			*	ERROR: The mean parameter is either invalid or at a limit of its range for some observations.					*	ERROR: The mean parameter is either invalid or at a limit of its range for some observations.		
Prior IVT anti-VEGF therapy	Yes	133	21,0	67	50,4	137	21,9	52	38,0	1,65	Convergence criterion (GCONV=1E-8) satisfied.	1,02	2,68	0,122	Algorithm converged.	0,006	0,238	1,36	Algorithm converged.	1,04	1,78	0,0425	0,0778	0,74	Algorithm converged.	0,56	0,96
	No	499	79,0	235	47,1	489	78,0	219	44,8	1,10	Convergence criterion (GCONV=1E-8) satisfied.	0,85	1,41	0,023	Algorithm converged.	-0,038	0,089	1,04	Algorithm converged.	0,91	1,18	0,4665		0,87	Algorithm converged.	0,84	1,10
Baseline DR severity	<47	365	57,8	162	44,4	361	57,6	145	40,2	1,16	Convergence criterion (GCONV=1E-8) satisfied.	0,86	1,56	0,039	Algorithm converged.	-0,033	0,110	1,10	Algorithm converged.	0,93	1,30	0,3221	0,3964	0,91	Algorithm converged.	0,77	1,08
	47 - 53	198	31,3	100	50,5	208	33,2	102	49,0	1,04	Convergence criterion (GCONV=1E-8) satisfied.	0,70	1,55	0,022	Algorithm converged.	-0,075	0,118	1,04	Algorithm converged.	0,86	1,26	0,8383		0,96	Algorithm converged.	0,80	1,17
	>53	58	9,2	35	60,3	38	6,1	18	47,4	1,84	Convergence criterion (GCONV=1E-8) satisfied.	0,69	3,89	0,139	Algorithm converged.	-0,066	0,344	1,32	Algorithm converged.	0,88	1,98	0,2614		0,76	Algorithm converged.	0,50	1,14
	Missing	11	1,7	5	45,5	19	3,0	6	31,6	1,49	Convergence criterion (GCONV=1E-8) satisfied.	0,23	9,66	*	WARNING: The relative Hessian convergence criterion of 0.0225068422 is greater than the limit of 0.0001. The convergence is questionable.			0,99	Algorithm converged.	0,41	2,38	0,6776		1,01	Algorithm converged.	0,42	2,44
Baseline DR severity	<=53	563	89,1	262	46,5	569	90,7	247	43,4	1,13	Convergence criterion (GCONV=1E-8) satisfied.	0,89	1,43	0,030	Algorithm converged.	-0,027	0,088	1,06	Algorithm converged.	0,94	1,21	0,3163	0,1857	0,94	Algorithm converged.	0,83	1,07
	>53	58	9,2	35	60,3	38	6,1	18	47,4	1,84	Convergence criterion (GCONV=1E-8) satisfied.	0,69	3,89	0,139	Algorithm converged.	-0,066	0,344	1,32	Algorithm converged.	0,88	1,98	0,2614		0,76	Algorithm converged.	0,50	1,14
	Missing	11	1,7	5	45,5	19	3,0	6	31,6	1,49	Convergence criterion (GCONV=1E-8) satisfied.	0,23	9,66	*	WARNING: The relative Hessian convergence criterion of 0.0225068422 is greater than the limit of 0.0001. The convergence is questionable.			0,99	Algorithm converged.	0,41	2,38	0,6776		1,01	Algorithm converged.	0,42	2,44
Medical history: renal disease	Yes	63	10,0	30	47,6	45	7,2	20	44,4	1,00	Convergence criterion (GCONV=1E-8) satisfied.	0,44	2,28	0,004	Algorithm converged.	-0,189	0,196	1,02	Algorithm converged.	0,67	1,54	0,9993	0,7921	0,98	Algorithm converged.	0,65	1,48
	No	569	90,0	272	47,8	581	92,7	251	43,2	1,21	Convergence criterion (GCONV=1E-8) satisfied.	0,96	1,53	0,047	Algorithm converged.	-0,010	0,104	1,10	Algorithm converged.	0,97	1,25	0,1136		0,91	Algorithm converged.	0,80	1,03
Medical history: cardiac disease	Yes	511	80,9	245	47,9	498	79,4	209	42,0	1,25	Convergence criterion (GCONV=1E-8) satisfied.	0,97	1,60	0,057	Algorithm converged.	-0,004	0,118	1,13	Algorithm converged.	0,99	1,30	0,0837	0,3620	0,88	Algorithm converged.	0,77	1,01
	No	121	19,1	57	47,1	128	20,4	62	48,4	1,09	Convergence criterion (GCONV=1E-8) satisfied.	0,64	1,83	0,001	Algorithm converged.	-0,121	0,123	1,00	Algorithm converged.	0,78	1,28	0,7576		1,00	Algorithm converged.	0,78	1,28
Medical history: vascular disease	Yes	92	14,6	50	54,3	98	15,6	40	40,8	1,58	Convergence criterion (GCONV=1E-8) satisfied.	0,88	2,84	0,145	Algorithm converged.	0,003	0,287	1,37	Algorithm converged.	1,01	1,86	0,1259	0,2280	0,73	Algorithm converged.	0,54	0,99
	No	540	85,4	252	46,7	528	84,2	231	43,8	1,17	Convergence criterion (GCONV=1E-8) satisfied.	0,88	1,44	0,030	Algorithm converged.	-0,029	0,089	1,06	Algorithm converged.	0,93	1,21	0,3339		0,94	Algorithm converged.	0,82	1,07
Study	Rhine	319	50,5	149	46,7	313	50,2	134	42,5	1,19	Convergence criterion (GCONV=1E-8) satisfied.	0,87	1,63	0,041	Algorithm converged.	-0,036	0,117	1,08	Algorithm converged.	0,91	1,29	0,2886	0,9875	0,92	Algorithm converged.	0,78	1,09
	Yosemite	313	49,5	153	48,9	313	49,8	137	44,1	1,21	Convergence criterion (GCONV=1E-8) satisfied.	0,88	1,67	0,049	Algorithm converged.	-0,028	0,127	1,12	Algorithm converged.	0,95	1,32	0,2314		0,89	Algorithm converged.	0,76	1,06

Test for interaction based on RR (Log-binomial regression)
* indicates convergence problem. Result is uninterpretable.
Only patients with at least one value are used for analysis. For stratification Asia and rest of the world regions are combined due to a small number of enrolled patients. The stratification factor is excluded if it is the subgroup. OR is computed by stratified analysis, RR and ARD by adjusted analysis.
Early Termination (ET) visit was mapped to closest regular visit.
Treatment policy strategy was applied to non-COVID-19 related and hypothetical strategy was applied to COVID-19 related intercurrent events. COVID-19 related intercurrent events are: Disc. of Treatment due to COVID-19, Prohibited Treatment/Therapy due to COVID-19, Missed Dose at Week 88,92 or 96 due to COVID-19 and COVID-19 Death.
Clinical cut-off: YOSEMITE 01NOV2021 and RHINE 28OCT2021

Program: root/clinical_studies/RO6867461/CDT70122/share/ACE_pool_DME_CSR_Final/prod/program/t_eff_resp.sas
Output: root/clinical_studies/RO6867461/CDT70122/share/ACE_pool_DME_CSR_Final/prod/output_bc/t_eff_resp_ag_str_QSBDA15I_PREST_ITBC_OCTNOV2021_DME.xls
27MAR2022 3:00

POPULATION: Intent-to-Treat Population B vs. C
ENDPOINT: Proportion of Patients with a >=4-point improvement from baseline in NEI VFQ-25 Distance Activities subscale through Week 56
MODEL: Stratified Analysis by Study, Baseline BCVA ETDRS letter score, Prior IVT anti-VEGF therapy, Geographic region (combined)
STUDY: GR40349 & GR40398
Dichotomous Analysis (Efficacy)

		Faricimab (PTI) (N=632)				Aflibercept (N=627)				Faricimab (PTI) vs. Aflibercept																Aflibercept vs. Faricimab (PTI)				
		Patients		Patients with Event		Patients		Patients with Event		Odds Ratio					Absolute Risk Difference				Relative Risk							Relative Risk				
Name	Level	n	%	n	%	n	%	n	%	Odds Ratio		Convergence Reason	95% Lower CL	95% Upper CL	Absolute Risk		Convergence Reason	95% Lower CL	95% Upper CL	Relative Risk		Convergence Reason	95% Lower CL	95% Upper CL	p-value (Cochran-Mantel-Haenszel)	Interaction Test p-value (likelihood ratio)	Relative Risk		Convergence Reason	95% Lower CL	95% Upper CL
All	n/a	632	100,0	388	61,4	626	99,8	356	56,9	1,20		Convergence criterion (GCONV=1E-8) satisfied.	0,96	1,51	0,046		Algorithm converged.	-0,008	0,100	1,08		Algorithm converged.	0,99	1,18	0,1073		0,93		Algorithm converged.	0,84	1,01
Study	Rhine	319	50,5	196	61,4	315	50,2	174	55,2	1,29		Convergence criterion (GCONV=1E-8) satisfied.	0,94	1,77	0,061		Algorithm converged.	-0,015	0,137	1,11		Algorithm converged.	0,97	1,26	0,1151	0,5720	0,90		Algorithm converged.	0,79	1,03
	Yosemite	313	49,5	192	61,3	311	49,6	182	58,5	1,12		Convergence criterion (GCONV=1E-8) satisfied.	0,81	1,55	0,032		Algorithm converged.	-0,045	0,108	1,06		Algorithm converged.	0,94	1,21	0,4872		0,94		Algorithm converged.	0,83	1,07

Test for interaction based on RR (Log-binomial regression)
* indicates convergence problem. Result is uninterpretable.
Only patients with at least one value are used for analysis. For stratification Asia and rest of the world regions are combined due to a small number of enrolled patients. The stratification factor is excluded if it is the subgroup. OR is computed by stratified analysis, RR and ARD by adjusted analysis.
Early Termination (ET) visit was mapped to closest regular visit.
Treatment policy strategy was applied to non-COVID-19 related and hypothetical strategy was applied to COVID-19 related intercurrent events. COVID-19 related intercurrent events are: Disc. of Treatment due to COVID-19, Prohibited Treatment/Therapy due to COVID-19, Missed Dose at Week 44,48 or 52 due to COVID-19 and COVID-19 Death.
Clinical cut-off: YOSEMITE 01NOV2021 and RHINE 28OCT2021

Program: root/clinical_studies/RO6867461/CDT70122/share/ACE_pool_DME_CSR_Final/prod/program/t_eff_resp.sas
Output: root/clinical_studies/RO6867461/CDT70122/share/ACE_pool_DME_CSR_Final/prod/output_bc/t_eff_resp_str_QSBDA4I_W56_PREST_ITBC_OCTNOV2021_DME.xls
27MAR2022 5:04

POPULATION: Intent-to-Treat Population B vs. C
ENDPOINT: Proportion of Patients with a >=4-point improvement from baseline in NEI VFQ-25 Distance Activities subscale through Week 56
MODEL: Adjusted Analysis by Study, Baseline BCVA ETDRS letter score, Prior IVT anti-VEGF therapy, Geographic region
STUDY: GR40349 & GR40398
Forest Plot of Relative Risk

Study	Total n	Aflibercept (N=627) n	Aflibercept (N=627) n Responder	Faricimab (PTI) (N=632) n	Faricimab (PTI) (N=632) n Responder	Relative Risk	95% CI
All Patients	1258	626	356	632	388	1.08	(0.99, 1.18)
Study							
Rhine	634	315	174	319	196	1.11	(0.97, 1.26)
Yosemite	624	311	182	313	192	1.06	(0.94, 1.21)

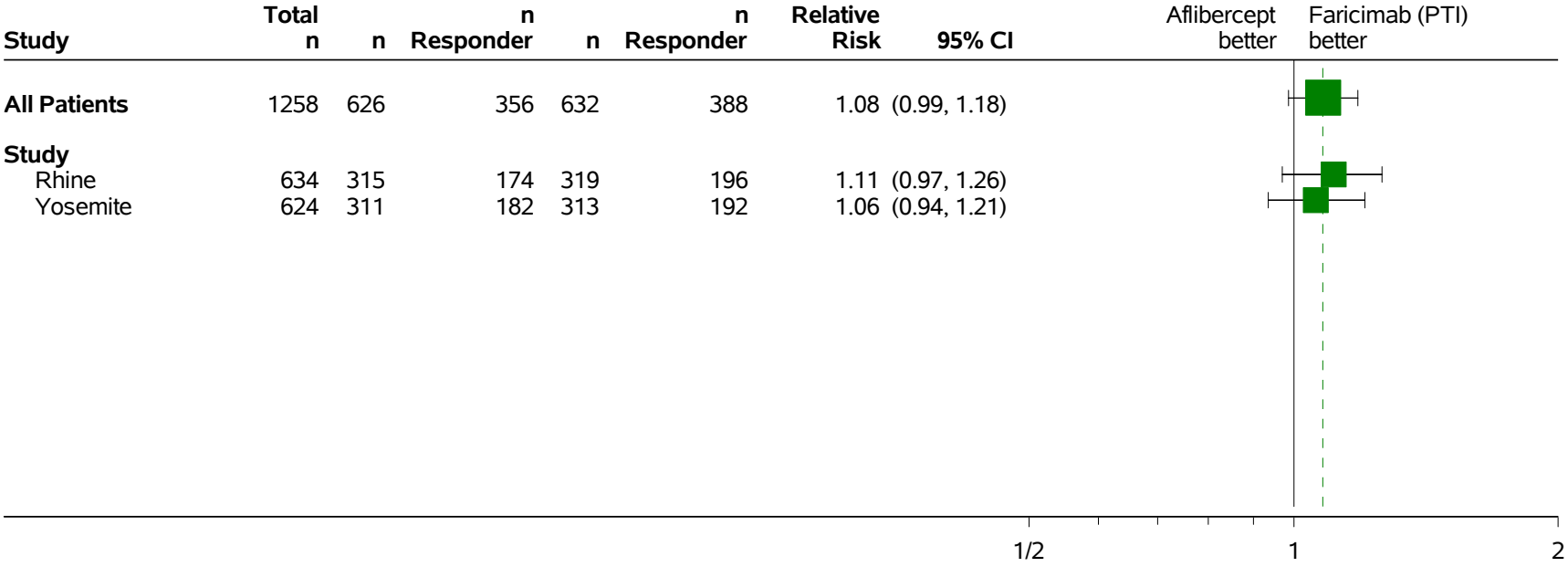

Only patients with at least one value are used for analysis. For adjustment Asia and rest of the world regions are combined due to a small number of enrolled patients.
The adjustment factor is excluded if it is the subgroup.
Early Termination (ET) visit was mapped to closest regular visit.
Treatment policy strategy was applied to non-COVID-19 related and hypothetical strategy was applied to COVID-19 related intercurrent events. COVID-19 related intercurrent events are:
Disc. of Treatment due to COVID-19, Prohibited Treatment/Therapy due to COVID-19, Missed Dose at Week 44,48 or 52 due to COVID-19 and COVID-19 Death.
Clinical cut-off: YOSEMITE 01NOV2021 and RHINE 28OCT2021
Program: root/clinical_studies/RO6867461/CDT70122/share/ACE_pool_DME_Base/prod/program/g_forest_rr.sas
Output: root/clinical_studies/RO6867461/CDT70122/share/ACE_pool_DME_CSR_Final/prod/output_bc/g_forest_rr_str_QSBDA4I_W56_PREST_ITBC_OCTNOV2021_DME.pdf 06OCT2022 18:35

POPULATION: Intent-to-Treat Population B vs. C
ENDPOINT: Proportion of Patients with a >=4-point improvement from baseline in NEI VFQ-25 Distance Activities subscale through Week 56
MODEL: Stratified Analysis by Study, Baseline BCVA ETDRS letter score, Prior IVT anti-VEGF therapy, Geographic region
STUDY: GR40349 & GR40398
Forest Plot of Odds Ratio

Study	Total n	Aflibercept (N=627) n	Aflibercept (N=627) n Responder	Faricimab (PTI) (N=632) n	Faricimab (PTI) (N=632) n Responder	Odds Ratio	95% CI
All Patients	1258	626	356	632	388	1.20	(0.96, 1.51)
Study							
Rhine	634	315	174	319	196	1.29	(0.94, 1.77)
Yosemite	624	311	182	313	192	1.12	(0.81, 1.55)

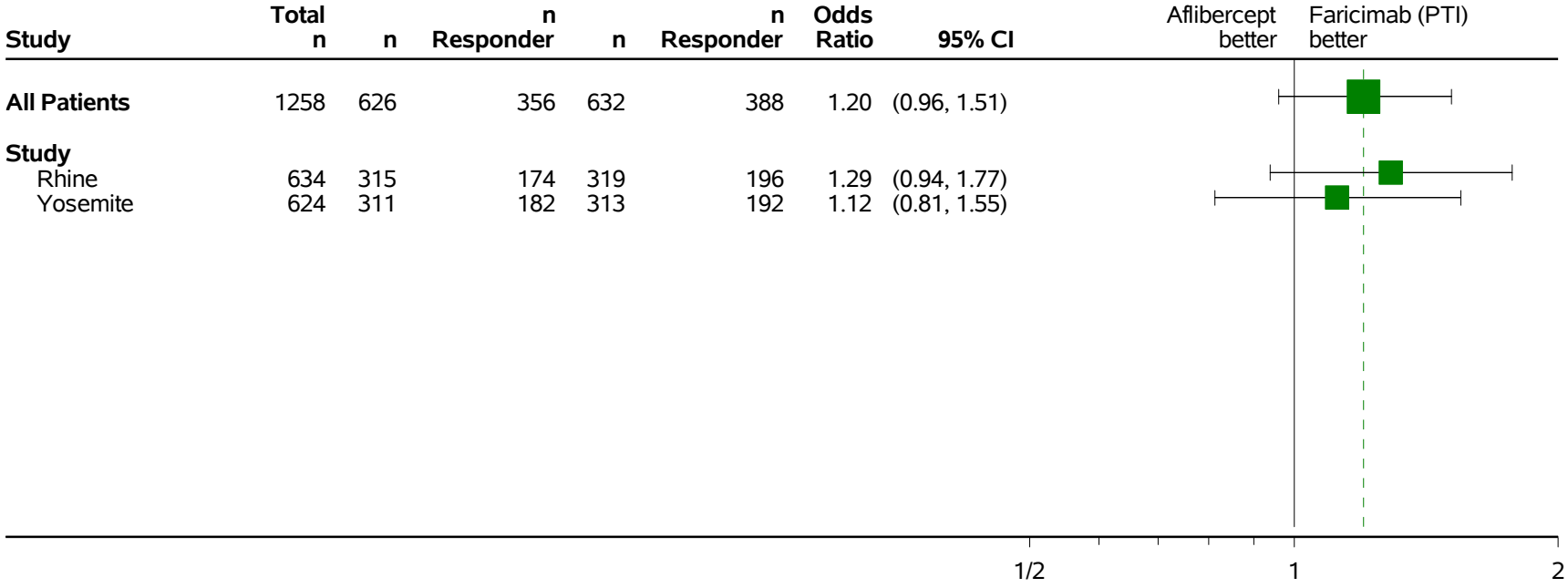

Only patients with at least one value are used for analysis. For stratification Asia and rest of the world regions are combined due to a small number of enrolled patients.
Early Termination (ET) visit was mapped to closest regular visit.
Treatment policy strategy was applied to non-COVID-19 related and hypothetical strategy was applied to COVID-19 related intercurrent events. COVID-19 related intercurrent events are:
Disc. of Treatment due to COVID-19, Prohibited Treatment/Therapy due to COVID-19, Missed Dose at Week 44,48 or 52 due to COVID-19 and COVID-19 Death.
Clinical cut-off: YOSEMITE 01NOV2021 and RHINE 28OCT2021
Program: root/clinical_studies/RO6867461/CDT70122/share/ACE_pool_DME_Base/prod/program/g_forest_or.sas
Output: root/clinical_studies/RO6867461/CDT70122/share/ACE_pool_DME_CSR_Final/prod/output_bc/g_forest_or_str_QSBDA4I_W56_PREST_ITBC_OCTNOV2021_DME.pdf 30SEP2022 13:25

POPULATION: Intent-to-Treat Population B vs. C
ENDPOINT: Proportion of Patients with a >=4-point improvement from baseline in NEI VFQ-25 Distance Activities subscale through Week 56
MODEL: Stratified Analysis by Study, Baseline BCVA ETDRS letter score, Prior IVT anti-VEGF therapy, Geographic region (combined)
STUDY: GR40349 & GR40398
Dichotomous Analysis by Subgroups (Efficacy)

		Faricimab (PTI) (N=632)				Aflibercept (N=627)				Faricimab (PTI) vs. Aflibercept																Aflibercept vs. Faricimab (PTI)			
		Patients		Patients with Event		Patients		Patients with Event		Odds Ratio				Absolute Risk Difference				Relative Risk								Relative Risk			
Name	Level	n	%	n	%	n	%	n	%	Odds Ratio	Convergence Reason	95% Lower CL	95% Upper CL	Absolute Risk	Convergence Reason	95% Lower CL	95% Upper CL	Relative Risk	Convergence Reason	95% Lower CL	95% Upper CL	p-value (Cochran-Mantel Haenszel)	Interaction Test p-value (likelihood ratio)	Relative Risk	Convergence Reason	95% Lower CL	95% Upper CL
All	n/a	632	100,0	388	61,4	626	99,8	358	56,9	1,20	Convergence criterion (GCONV=1E-8) satisfied.	0,98	1,51	0,040	Algorithm converged.	-0,008	0,100	1,08	Algorithm converged.	0,99	1,18	0,1073		0,93	Algorithm converged.	0,84	1,01
Sex	Male	396	62,7	238	60,1	364	58,1	201	55,2	1,21	Convergence criterion (GCONV=1E-8) satisfied.	0,95	1,62	0,046	Algorithm converged.	-0,026	0,114	1,07	Algorithm converged.	0,95	1,21	0,1942	0,9146	0,93	Algorithm converged.	0,83	1,05
	Female	236	37,3	150	63,6	262	41,8	155	59,2	1,19	Convergence criterion (GCONV=1E-8) satisfied.	0,83	1,70	0,046	Algorithm converged.	-0,040	0,131	1,08	Algorithm converged.	0,94	1,24	0,3577		0,93	Algorithm converged.	0,81	1,07
Age	< 65 years	352	55,7	214	60,8	363	57,9	211	58,1	1,14	Convergence criterion (GCONV=1E-8) satisfied.	0,84	1,54	0,034	Algorithm converged.	-0,038	0,106	1,06	Algorithm converged.	0,94	1,20	0,3951	0,5400	0,94	Algorithm converged.	0,83	1,06
	>= 65 years	280	44,3	174	62,1	263	41,9	145	55,1	1,30	Convergence criterion (GCONV=1E-8) satisfied.	0,92	1,84	0,068	Algorithm converged.	-0,015	0,150	1,22	Algorithm converged.	0,97	1,29	0,1371		0,89	Algorithm converged.	0,78	1,03
Age	< 75 years	577	91,3	353	61,2	571	91,1	327	57,2	1,18	Convergence criterion (GCONV=1E-8) satisfied.	0,93	1,50	0,042	Algorithm converged.	-0,015	0,098	1,08	Algorithm converged.	0,98	1,18	0,1711	0,7358	0,93	Algorithm converged.	0,84	1,02
	>= 75 years	55	8,7	35	63,6	55	8,8	29	52,7	1,10	Convergence criterion (GCONV=1E-8) satisfied.	0,50	2,41	0,093	Algorithm converged.	-0,096	0,277	1,13	Algorithm converged.	0,80	1,60	0,8150		0,88	Algorithm converged.	0,62	1,25
Baseline BCVA ETDRS letter score	< 64 letters	281	44,5	185	65,8	284	45,3	175	61,6	1,20	Convergence criterion (GCONV=1E-8) satisfied.	0,85	1,70	0,046	Algorithm converged.	-0,032	0,125	1,09	Algorithm converged.	0,96	1,23	0,2957	0,9782	0,92	Algorithm converged.	0,81	1,04
	>= 64 letters	349	55,2	203	57,9	342	54,5	181	52,9	1,22	Convergence criterion (GCONV=1E-8) satisfied.	0,90	1,64	0,049	Algorithm converged.	-0,025	0,123	1,09	Algorithm converged.	0,96	1,23	0,2005		0,92	Algorithm converged.	0,80	1,05
	Missing	2	0,3	1	50,0	0	0,0	0	0,0	NE		NE	NE	NE	NE	NE	NE	NE	NE	NE	NE	NE		NE	NE	NE	NE
Geographic region	Europe	219	34,7	122	55,7	218	34,9	118	53,9	1,07	Convergence criterion (GCONV=1E-8) satisfied.	0,73	1,55	0,018	Algorithm converged.	-0,076	0,111	1,03	Algorithm converged.	0,87	1,22	0,7378	0,5434	0,97	Algorithm converged.	0,82	1,15
	America	344	54,4	223	64,8	339	54,1	203	59,9	1,23	Convergence criterion (GCONV=1E-8) satisfied.	0,90	1,69	0,054	Algorithm converged.	-0,018	0,126	1,10	Algorithm converged.	0,98	1,23	0,1869		0,91	Algorithm converged.	0,81	1,02
	Asia Pacific (inc. Australia)	69	10,9	43	62,3	68	10,8	35	51,5	1,04	Convergence criterion (GCONV=1E-8) satisfied.	0,83	3,25	0,117	Algorithm converged.	-0,048	0,282	1,22	Algorithm converged.	0,91	1,63	0,1560		0,82	Algorithm converged.	0,61	1,10
Race/ethnicity	White	489	77,4	309	63,2	505	80,5	293	58,0	1,23	Convergence criterion (GCONV=1E-8) satisfied.	0,95	1,60	0,056	Algorithm converged.	-0,007	0,114	1,09	Algorithm converged.	0,99	1,20	0,1097	0,5909	0,92	Algorithm converged.	0,83	1,01
	Asian	62	9,8	36	58,1	59	9,4	28	47,5	1,48	Convergence criterion (GCONV=1E-8) satisfied.	0,72	3,04	0,114	Algorithm converged.	-0,082	0,290	1,23	Algorithm converged.	0,88	1,73	0,2825		0,81	Algorithm converged.	0,58	1,14
	Other	55	8,7	29	52,7	47	7,5	26	55,3	0,92	Convergence criterion (GCONV=1E-8) satisfied.	0,38	2,26	-0,014	Algorithm converged.	-0,203	0,176	*	WARNING: The relative Hessian convergence criterion of 0.0036622014 is greater than the limit of 0.0001. The convergence is questionable.					*	WARNING: The relative Hessian convergence criterion of 0.0036622014 is greater than the limit of 0.0001. The convergence is questionable.		
	Unknown	26	4,1	14	53,8	15	2,4	8	60,0	0,48	Convergence criterion (GCONV=1E-8) satisfied.	0,10	2,29	*	WARNING: The relative Hessian convergence criterion of 0.000948412 is greater than the limit of 0.0001. The convergence is questionable.			*	WARNING: The relative Hessian convergence criterion of 0.1203197979 is greater than the limit of 0.0001. The convergence is questionable.					*	WARNING: The relative Hessian convergence criterion of 0.1203197979 is greater than the limit of 0.0001. The convergence is questionable.		
Baseline HbA1c	<=8%	404	63,9	243	60,1	399	63,6	221	55,4	1,22	Convergence criterion (GCONV=1E-8) satisfied.	0,92	1,62	0,040	Algorithm converged.	-0,022	0,114	1,07	Algorithm converged.	0,96	1,21	0,1730	0,8831	0,93	Algorithm converged.	0,83	1,05
	>8%	221	35,0	141	63,8	222	35,4	132	59,5	1,18	Convergence criterion (GCONV=1E-8) satisfied.	0,83	1,74	0,044	Algorithm converged.	-0,040	0,135	1,08	Algorithm converged.	0,93	1,26	0,3885		0,92	Algorithm converged.	0,80	1,07
	Missing	7	1,1	4	57,1	5	0,8	3	60,0	*	NE			*	ERROR: The mean parameter is either invalid or at a limit of its range for some observations.			*	WARNING: Negative of Hessian not positive definite.					*	WARNING: Negative of Hessian not positive definite.		
Prior IVT anti-VEGF therapy	Yes	133	21,0	85	63,9	137	21,9	74	54,0	1,49	Convergence criterion (GCONV=1E-8) satisfied.	0,91	2,44	0,098	Algorithm converged.	-0,016	0,213	1,20	Algorithm converged.	0,98	1,46	0,1099	0,1883	0,84	Algorithm converged.	0,69	1,02
	No	499	79,0	303	60,7	489	78,0	282	57,7	1,13	Convergence criterion (GCONV=1E-8) satisfied.	0,88	1,46	0,029	Algorithm converged.	-0,032	0,090	1,05	Algorithm converged.	0,94	1,16	0,3338		0,96	Algorithm converged.	0,86	1,04
Baseline DR severity	<47	365	57,8	209	57,3	361	57,6	195	54,0	1,10	Convergence criterion (GCONV=1E-8) satisfied.	0,82	1,48	0,029	Algorithm converged.	-0,043	0,101	1,06	Algorithm converged.	0,93	1,20	0,3331	0,8283	0,95	Algorithm converged.	0,83	1,08
	47 - 53	198	31,3	132	66,7	208	33,2	128	61,5	*	NE			0,062	Algorithm converged.	-0,030	0,154	1,11	Algorithm converged.	0,96	1,27	0,2270		0,90	Algorithm converged.	0,78	1,04
	>53	58	9,2	41	70,7	38	6,1	25	65,8	1,13	Convergence criterion (GCONV=1E-8) satisfied.	0,47	2,75	0,033	Algorithm converged.	-0,170	0,235	1,04	Algorithm converged.	0,76	1,43	0,7857		0,96	Algorithm converged.	0,70	1,31
	Missing	11	1,7	6	54,5	19	3,0	8	42,1	0,83	Convergence criterion (GCONV=1E-8) satisfied.	0,14	5,06	*	WARNING: The relative Hessian convergence criterion of 0.0114457432 is greater than the limit of 0.0001. The convergence is questionable.			0,97	Algorithm converged.	0,39	2,43	0,8439		1,03	Algorithm converged.	0,41	2,56
Baseline DR severity	<=53	563	89,1	341	60,6	569	90,7	323	56,8	1,16	Convergence criterion (GCONV=1E-8) satisfied.	0,92	1,48	0,038	Algorithm converged.	-0,019	0,095	1,07	Algorithm converged.	0,97	1,17	0,2176	0,6388	0,94	Algorithm converged.	0,85	1,03
	>53	58	9,2	41	70,7	38	6,1	23	65,8	1,13	Convergence criterion (GCONV=1E-8) satisfied.	0,47	2,75	0,033	Algorithm converged.	-0,170	0,235	1,04	Algorithm converged.	0,76	1,43	0,7857		0,96	Algorithm converged.	0,70	1,31
	Missing	11	1,7	6	54,5	19	3,0	8	42,1	0,83	Convergence criterion (GCONV=1E-8) satisfied.	0,14	5,06	*	WARNING: The relative Hessian convergence criterion of 0.0114457432 is greater than the limit of 0.0001. The convergence is questionable.			0,97	Algorithm converged.	0,39	2,43	0,8439		1,03	Algorithm converged.	0,41	2,56
Medical history: renal disease	Yes	63	10,0	43	68,3	45	7,2	28	62,2	1,11	Convergence criterion (GCONV=1E-8) satisfied.	0,49	2,53	0,041	Algorithm converged.	-0,137	0,219	1,09	Algorithm converged.	0,82	1,43	0,8008	0,8605	0,92	Algorithm converged.	0,70	1,21
	No	569	90,0	345	60,6	581	92,7	328	56,5	1,19	Convergence criterion (GCONV=1E-8) satisfied.	0,94	1,51	0,043	Algorithm converged.	-0,014	0,099	1,07	Algorithm converged.	0,97	1,18	0,1419		0,93	Algorithm converged.	0,85	1,03
Medical history: cardiac disease	Yes	511	80,9	310	60,7	498	79,4	276	55,4	1,21	Convergence criterion (GCONV=1E-8) satisfied.	0,94	1,55	0,051	Algorithm converged.	-0,009	0,112	1,09	Algorithm converged.	0,99	1,21	0,1451	0,6450	0,91	Algorithm converged.	0,82	1,01
	No	121	19,1	78	64,5	128	20,4	80	62,5	1,18	Convergence criterion (GCONV=1E-8) satisfied.	0,68	2,02	0,034	Algorithm converged.	-0,082	0,151	1,04	Algorithm converged.	0,87	1,24	0,3577		0,96	Algorithm converged.	0,81	1,15
Medical history: vascular disease	Yes	92	14,6	62	67,4	98	15,6	54	55,1	1,53	Convergence criterion (GCONV=1E-8) satisfied.	0,84	2,78	0,123	Algorithm converged.	-0,016	0,266	1,23	Algorithm converged.	0,98	1,59	0,1622	0,2882	0,80	Algorithm converged.	0,63	1,02
	No	540	85,4	326	60,4	528	84,2	302	57,2	1,14	Convergence criterion (GCONV=1E-8) satisfied.	0,89	1,46	0,033	Algorithm converged.	-0,026	0,092	1,06	Algorithm converged.	0,96	1,17	0,3019		0,95	Algorithm converged.	0,86	1,04
Study	Rhine	319	50,5	196	61,4	315	50,2	174	55,2	1,29	Convergence criterion (GCONV=1E-8) satisfied.	0,94	1,77	0,061	Algorithm converged.	-0,015	0,137	1,11	Algorithm converged.	0,97	1,26	0,1151	0,5720	0,90	Algorithm converged.	0,79	1,03
	Yosemite	313	49,5	192	61,3	311	49,6	182	58,5	1,12	Convergence criterion (GCONV=1E-8) satisfied.	0,83	1,55	0,032	Algorithm converged.	-0,045	0,108	1,08	Algorithm converged.	0,94	1,21	0,4872		0,94	Algorithm converged.	0,83	1,07

Test for interaction based on RR (Log-binomial regression)
* indicates convergence problem. Result is uninterpretable.
Only patients with at least one value are used for analysis. For stratification Asia and rest of the world regions are combined due to a small number of enrolled patients. The stratification factor is excluded if it is the subgroup. OR is computed by stratified analysis, RR and ARD by adjusted analysis.
Early Termination (ET) visit was mapped to closest regular visit.
Treatment policy strategy was applied to non-COVID-19 related and hypothetical strategy was applied to COVID-19 related intercurrent events. COVID-19 related intercurrent events are: Disc. of Treatment due to COVID-19, Prohibited Treatment/Therapy due to COVID-19, Missed Dose at Week 44,48 or 52 due to COVID-19 and COVID-19 Death.
Clinical cut-off: YOSEMITE 01NOV2021 and RHINE 28OCT2021

Program: root/clinical_studies/RO6867461/CDT70122/share/ACE_pool_DME_CSR_Final/prod/program/t_eff_resp.sas
Output: root/clinical_studies/RO6867461/CDT70122/share/ACE_pool_DME_CSR_Final/prod/output_hc/t_eff_resp_sg_str_QSBDA4I_W56_PRES7_ITBC_OCTNOV2021_DME.xls
26MAR2022 22:02

POPULATION: Intent-to-Treat Population B vs. C
ENDPOINT: Proportion of Patients with a >=4-point improvement from baseline in NEI VFQ-25 Distance Activities subscale throughout the Entire Study
MODEL: Stratified Analysis by Study, Baseline BCVA ETDRS letter score, Prior IVT anti-VEGF therapy, Geographic region (combined)
STUDY: GR40349 & GR40398
Dichotomous Analysis (Efficacy)

		Faricimab (PTI) (N=632)				Aflibercept (N=627)				Faricimab (PTI) vs. Aflibercept																Aflibercept vs. Faricimab (PTI)				
		Patients		Patients with Event		Patients		Patients with Event		Odds Ratio								Absolute Risk Difference				Relative Risk								Relative Risk				
Name	Level	n	%	n	%	n	%	n	%	Odds Ratio		Convergence Reason	95% Lower CL	95% Upper CL	Absolute Risk		Convergence Reason	95% Lower CL	95% Upper CL	Relative Risk		Convergence Reason	95% Lower CL	95% Upper CL	p-value (Cochran-Mantel-Haenszel)	Interaction Test p-value (likelihood ratio)	Relative Risk		Convergence Reason	95% Lower CL	95% Upper CL
All	n/a	632	100,0	418	66,1	626	99,8	404	64,5	1,07		Convergence criterion (GCONV=1E-8) satisfied.	0,85	1,35	0,016		Algorithm converged.	-0,037	0,068	1,02		Algorithm converged.	0,94	1,11	0,5643		0,98		Algorithm converged.	0,90	1,06
Study	Rhine	313	50,5	214	67,1	315	50,2	195	61,9	1,25		Convergence criterion (GCONV=1E-8) satisfied.	0,90	1,74	0,050		Algorithm converged.	-0,024	0,124	1,08		Algorithm converged.	0,96	1,21	0,1738	0,1760	0,93		Algorithm converged.	0,83	1,04
	Yosemite	313	49,5	204	65,2	311	49,6	209	67,2	0,91		Convergence criterion (GCONV=1E-8) satisfied.	0,65	1,27	-0,015		Algorithm converged.	-0,088	0,059	0,99		Algorithm converged.	0,88	1,10	0,5666		1,01		Algorithm converged.	0,91	1,13

Test for interaction based on RR (Log-binomial regression)
* indicates convergence problem. Result is uninterpretable.
Only patients with at least one value are used for analysis. For stratification Asia and rest of the world regions are combined due to a small number of enrolled patients. The stratification factor is excluded if it is the subgroup. OR is computed by stratified analysis, RR and ARD by adjusted analysis.
Early Termination (ET) visit was mapped to closest regular visit.
Treatment policy strategy was applied to non-COVID-19 related and hypothetical strategy was applied to COVID-19 related intercurrent events. COVID-19 related intercurrent events are: Disc. of Treatment due to COVID-19, Prohibited Treatment/Therapy due to COVID-19, Missed Dose at Week 88,92 or 96 due to COVID-19 and COVID-19 Death.
Clinical cut-off: YOSEMITE 01NOV2021 and RHINE 28OCT2021

Program: root/clinical_studies/RO6867461/CDT70122/share/ACE_pool_DME_CSR_Final/prod/program/t_eff_resp.sas
Output: root/clinical_studies/RO6867461/CDT70122/share/ACE_pool_DME_CSR_Final/prod/output_bc/t_eff_resp_str_QSBDA4I_PREST_ITBC_OCTNOV2021_DME.xls
27MAR2022 5:09

POPULATION: Intent-to-Treat Population B vs. C
ENDPOINT: Proportion of Patients with a >=4-point improvement from baseline in NEI VFQ-25 Distance Activities subscale throughout the Entire Study
MODEL: Adjusted Analysis by Study, Baseline BCVA ETDRS letter score, Prior IVT anti-VEGF therapy, Geographic region
STUDY: GR40349 & GR40398
Forest Plot of Relative Risk

Study	Total n	Aflibercept (N=627) n	Aflibercept (N=627) n Responder	Faricimab (PTI) (N=632) n	Faricimab (PTI) (N=632) n Responder	Relative Risk	95% CI
All Patients	1258	626	404	632	418	1.02	(0.94, 1.11)
Study							
Rhine	634	315	195	319	214	1.08	(0.96, 1.21)
Yosemite	624	311	209	313	204	0.99	(0.88, 1.10)

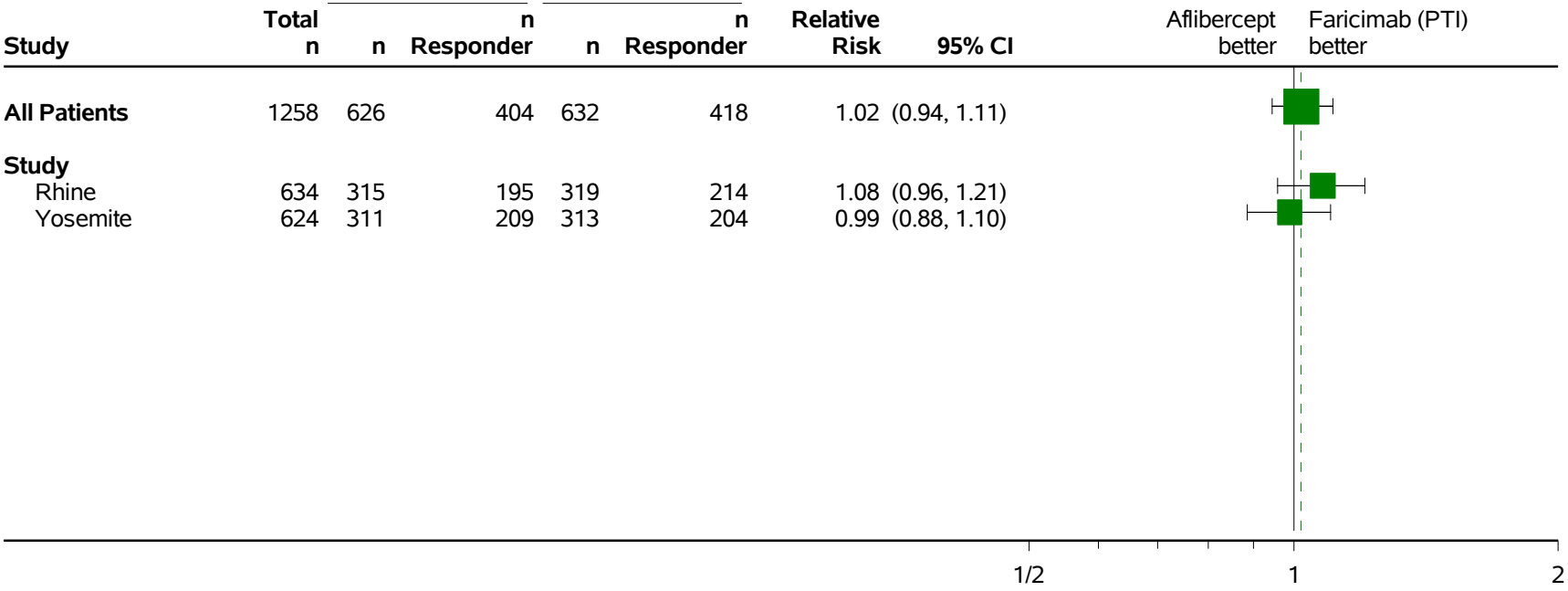

Only patients with at least one value are used for analysis. For adjustment Asia and rest of the world regions are combined due to a small number of enrolled patients.
The adjustment factor is excluded if it is the subgroup.
Early Termination (ET) visit was mapped to closest regular visit.
Treatment policy strategy was applied to non-COVID-19 related and hypothetical strategy was applied to COVID-19 related intercurrent events. COVID-19 related intercurrent events are:
Disc. of Treatment due to COVID-19, Prohibited Treatment/Therapy due to COVID-19, Missed Dose at Week 88,92 or 96 due to COVID-19 and COVID-19 Death.
Clinical cut-off: YOSEMITE 01NOV2021 and RHINE 28OCT2021
Program: root/clinical_studies/RO6867461/CDT70122/share/ACE_pool_DME_Base/prod/program/g_forest_rr.sas
Output: root/clinical_studies/RO6867461/CDT70122/share/ACE_pool_DME_CSR_Final/prod/output_bc/g_forest_rr_str_QSBDA4I_PREST_ITBC_OCTNOV2021_DME.pdf 06OCT2022 18:36

POPULATION: Intent-to-Treat Population B vs. C
ENDPOINT: Proportion of Patients with a >=4-point improvement from baseline in NEI VFQ-25 Distance Activities subscale throughout the Entire Study
MODEL: Stratified Analysis by Study, Baseline BCVA ETDRS letter score, Prior IVT anti-VEGF therapy, Geographic region
STUDY: GR40349 & GR40398
Forest Plot of Odds Ratio

Study	Total n	Aflibercept (N=627) n	Aflibercept (N=627) n Responder	Faricimab (PTI) (N=632) n	Faricimab (PTI) (N=632) n Responder	Odds Ratio	95% CI
All Patients	1258	626	404	632	418	1.07	(0.85, 1.35)
Study							
Rhine	634	315	195	319	214	1.25	(0.90, 1.74)
Yosemite	624	311	209	313	204	0.91	(0.65, 1.27)

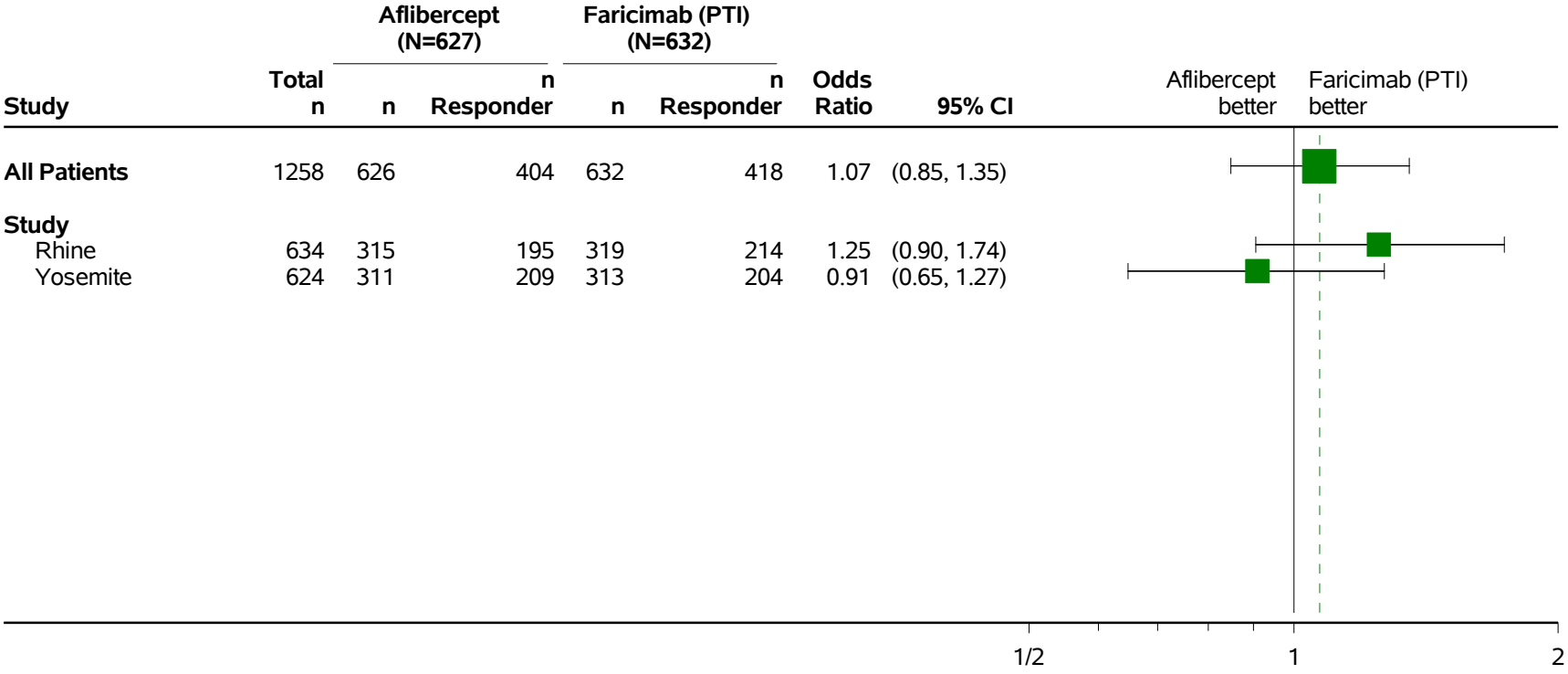

Only patients with at least one value are used for analysis. For stratification Asia and rest of the world regions are combined due to a small number of enrolled patients.
Early Termination (ET) visit was mapped to closest regular visit.
Treatment policy strategy was applied to non-COVID-19 related and hypothetical strategy was applied to COVID-19 related intercurrent events. COVID-19 related intercurrent events are:
Disc. of Treatment due to COVID-19, Prohibited Treatment/Therapy due to COVID-19, Missed Dose at Week 88,92 or 96 due to COVID-19 and COVID-19 Death.
Clinical cut-off: YOSEMITE 01NOV2021 and RHINE 28OCT2021
Program: root/clinical_studies/RO6867461/CDT70122/share/ACE_pool_DME_Base/prod/program/g_forest_or.sas
Output: root/clinical_studies/RO6867461/CDT70122/share/ACE_pool_DME_CSR_Final/prod/output_bc/g_forest_or_str_QSBDA4I_PREST_ITBC_OCTNOV2021_DME.pdf 30SEP2022 13:26

POPULATION: Intent-to-Treat Population B vs. C
ENDPOINT: Proportion of Patients with a >=4-point improvement from baseline in NEI VFQ-25 Distance Activities subscale throughout the Entire Study
MODEL: Stratified Analysis by Study, Baseline BCVA ETDRS letter score, Prior IVT anti-VEGF therapy, Geographic region (combined)
STUDY: GR40349 & GR40398
Dichotomous Analysis by Subgroups (Efficacy)

		Faricimab (PTI) (N=632)				Aflibercept (N=627)				Faricimab (PTI) vs. Aflibercept														Aflibercept vs. Faricimab (PTI)					
		Patients		Patients with Event		Patients		Patients with Event		Odds Ratio				Absolute Risk Difference				Relative Risk						Relative Risk					
Name	Level	n	%	n	%	n	%	n	%	Odds Ratio	Convergence Reason	95% Lower CL	95% Upper CL	Absolute Risk	Convergence Reason	95% Lower CL	95% Upper CL	Relative Risk	Convergence Reason	95% Lower CL	95% Upper CL	p-value (Cochran-Mantel Haenszel)	Interaction Test p-value (likelihood ratio)	Relative Risk	Convergence Reason	95% Lower CL	95% Upper CL
All	n/a	632	100,0	418	66,1	626	99,8	404	64,5	1,07	Convergence criterion (GCONV=1E-8) satisfied.	0,85	1,35	0,016	Algorithm converged.	-0,037	0,068	1,02	Algorithm converged.	0,94	1,11	0,5643		0,98	Algorithm converged.	0,90	1,06
Sex	Male	396	62,7	255	64,4	366	58,1	226	62,1	1,09	Convergence criterion (GCONV=1E-8) satisfied.	0,81	1,47	0,016	Algorithm converged.	-0,052	0,084	1,02	Algorithm converged.	0,91	1,13	0,5768	0,9096	0,98	Algorithm converged.	0,88	1,10
	Female	236	37,3	163	69,1	262	41,8	178	67,9	1,03	Convergence criterion (GCONV=1E-8) satisfied.	0,71	1,51	0,013	Algorithm converged.	-0,068	0,095	1,02	Algorithm converged.	0,91	1,15	0,8612		0,98	Algorithm converged.	0,87	1,10
Age	< 65 years	352	55,7	232	65,9	363	57,9	239	65,8	1,03	Convergence criterion (GCONV=1E-8) satisfied.	0,78	1,41	0,007	Algorithm converged.	-0,043	0,077	1,01	Algorithm converged.	0,91	1,13	0,8325	0,6579	0,99	Algorithm converged.	0,89	1,10
	>= 65 years	280	44,3	186	66,4	263	41,9	165	62,7	1,13	Convergence criterion (GCONV=1E-8) satisfied.	0,79	1,62	0,032	Algorithm converged.	-0,048	0,112	1,05	Algorithm converged.	0,92	1,19	0,4929		0,96	Algorithm converged.	0,84	1,08
Age	< 75 years	577	91,3	380	65,9	571	91,1	372	65,1	1,04	Convergence criterion (GCONV=1E-8) satisfied.	0,81	1,32	0,009	Algorithm converged.	-0,046	0,064	1,01	Algorithm converged.	0,93	1,10	0,7715	0,4597	0,99	Algorithm converged.	0,91	1,07
	>= 75 years	55	8,7	38	69,1	55	8,8	32	58,2	1,17	Convergence criterion (GCONV=1E-8) satisfied.	0,52	2,65	0,089	Algorithm converged.	-0,094	0,271	1,13	Algorithm converged.	0,83	1,53	0,7025		0,89	Algorithm converged.	0,65	1,21
Baseline BCVA ETDRS letter score	< 64 letters	281	44,5	196	69,8	284	45,3	201	70,8	0,95	Convergence criterion (GCONV=1E-8) satisfied.	0,66	1,37	-0,003	Algorithm converged.	-0,078	0,073	1,00	Algorithm converged.	0,90	1,12	0,7788	0,4472	1,00	Algorithm converged.	0,89	1,11
	>= 64 letters	349	55,2	221	63,3	342	54,5	203	59,4	1,18	Convergence criterion (GCONV=1E-8) satisfied.	0,87	1,60	0,039	Algorithm converged.	-0,033	0,112	1,07	Algorithm converged.	0,95	1,20	0,2918		0,94	Algorithm converged.	0,83	1,06
	Missing	2	0,3	1	50,0	0	0,0	0	0,0	NE		NE	NE	NE	NE	NE	NE	NE	NE	NE	NE	NE		NE	NE	NE	NE
Geographic region	Europe	219	34,7	135	61,6	219	34,9	134	61,2	1,01	Convergence criterion (GCONV=1E-8) satisfied.	0,68	1,48	0,003	Algorithm converged.	-0,088	0,095	1,00	Algorithm converged.	0,86	1,16	0,9789	0,8424	1,00	Algorithm converged.	0,86	1,16
	America	344	54,4	238	69,2	339	54,1	227	67,0	1,10	Convergence criterion (GCONV=1E-8) satisfied.	0,80	1,52	0,027	Algorithm converged.	-0,042	0,096	1,05	Algorithm converged.	0,96	1,16	0,5541		0,96	Algorithm converged.	0,86	1,06
	Asia Pacific (inc. Australia)	69	10,9	45	65,2	68	10,8	43	63,2	1,17	Convergence criterion (GCONV=1E-8) satisfied.	0,58	2,37	0,022	Algorithm converged.	-0,139	0,182	1,03	Algorithm converged.	0,80	1,32	0,6584		0,97	Algorithm converged.	0,76	1,23
Race/ethnicity	White	489	77,4	334	68,3	505	80,5	332	65,7	1,11	Convergence criterion (GCONV=1E-8) satisfied.	0,85	1,45	0,026	Algorithm converged.	-0,032	0,084	1,04	Algorithm converged.	0,95	1,13	0,4488	0,9755	0,96	Algorithm converged.	0,89	1,05
	Asian	62	9,8	38	61,3	59	9,4	34	57,6	1,15	Convergence criterion (GCONV=1E-8) satisfied.	0,55	2,43	0,041	Algorithm converged.	-0,134	0,217	1,08	Algorithm converged.	0,79	1,46	0,7135		0,93	Algorithm converged.	0,68	1,28
	Other	55	8,7	32	58,2	47	7,5	27	57,4	1,04	Convergence criterion (GCONV=1E-8) satisfied.	0,43	2,51	0,009	Algorithm converged.	-0,183	0,202	1,02	Algorithm converged.	0,74	1,41	0,9387		0,98	Algorithm converged.	0,71	1,36
	Unknown	26	4,1	14	53,8	15	2,4	11	73,3	0,36	Convergence criterion (GCONV=1E-8) satisfied.	0,08	1,63	*	WARNING: The relative Hessian convergence criterion of 0.0142725809 is greater than the limit of 0.0001. The convergence is questionable.			*	WARNING: The relative Hessian convergence criterion of 0.0787535914 is greater than the limit of 0.0001. The convergence is questionable.					*	WARNING: The relative Hessian convergence criterion of 0.0787535914 is greater than the limit of 0.0001. The convergence is questionable.		
Baseline HbA1c	<=8%	404	63,9	267	66,1	399	63,6	254	63,7	1,11	Convergence criterion (GCONV=1E-8) satisfied.	0,83	1,49	0,021	Algorithm converged.	-0,044	0,087	1,03	Algorithm converged.	0,93	1,14	0,4718	0,9623	0,97	Algorithm converged.	0,88	1,08
	>8%	221	35,0	147	66,5	222	35,4	146	65,8	1,03	Convergence criterion (GCONV=1E-8) satisfied.	0,69	1,53	0,007	Algorithm converged.	-0,081	0,096	1,01	Algorithm converged.	0,88	1,16	0,8856		0,99	Algorithm converged.	0,86	1,13
	Missing	7	1,1	4	57,1	5	0,8	4	80,0		* NE			*	ERROR: The mean parameter is either invalid or at a limit of its range for some observations.			*	WARNING: Negative of Hessian not positive definite.					*	WARNING: Negative of Hessian not positive definite.		
Prior IVT anti-VEGF therapy	Yes	133	21,0	94	70,7	137	21,9	84	61,3	1,51	Convergence criterion (GCONV=1E-8) satisfied.	0,90	2,51	0,102	Algorithm converged.	-0,008	0,213	1,19	Algorithm converged.	1,00	1,40	0,1156	0,0746	0,84	Algorithm converged.	0,71	1,00
	No	499	79,0	324	64,9	489	78,0	320	65,4	0,98	Convergence criterion (GCONV=1E-8) satisfied.	0,75	1,27	-0,008	Algorithm converged.	-0,067	0,051	0,98	Algorithm converged.	0,90	1,08	0,8592		1,02	Algorithm converged.	0,93	1,11
Baseline DR severity	<47	365	57,8	227	62,2	361	57,8	222	61,5	1,00	Convergence criterion (GCONV=1E-8) satisfied.	0,74	1,35	0,002	Algorithm converged.	-0,068	0,072	1,00	Algorithm converged.	0,90	1,12	0,9791	0,5613	1,00	Algorithm converged.	0,89	1,12
	47 - 53	198	31,3	137	69,2	208	33,2	144	69,2	1,02	Convergence criterion (GCONV=1E-8) satisfied.	0,67	1,57	0,008	Algorithm converged.	-0,081	0,097	1,01	Algorithm converged.	0,89	1,15	0,9141		0,99	Algorithm converged.	0,87	1,13
	>53	58	9,2	47	81,0	38	6,1	29	76,3	1,07	Convergence criterion (GCONV=1E-8) satisfied.	0,39	2,98	0,042	Algorithm converged.	-0,141	0,226	1,06	Algorithm converged.	0,83	1,35	0,8917		0,94	Algorithm converged.	0,74	1,21
	Missing	11	1,7	7	63,6	19	3,0	9	47,4	1,60	Convergence criterion (GCONV=1E-8) satisfied.	0,22	11,82	*	WARNING: The relative Hessian convergence criterion of 0.0313051946 is greater than the limit of 0.0001. The convergence is questionable.			*	WARNING: The relative Hessian convergence criterion of 0.0231463867 is greater than the limit of 0.0001. The convergence is questionable.					*	WARNING: The relative Hessian convergence criterion of 0.0231463867 is greater than the limit of 0.0001. The convergence is questionable.		
Baseline DR severity	<=53	563	89,1	364	64,7	569	90,7	366	64,3	1,00	Convergence criterion (GCONV=1E-8) satisfied.	0,79	1,29	0,002	Algorithm converged.	-0,054	0,057	1,00	Algorithm converged.	0,92	1,09	0,9686	0,2983	1,00	Algorithm converged.	0,92	1,09
	>53	58	9,2	47	81,0	38	6,1	29	76,3	1,07	Convergence criterion (GCONV=1E-8) satisfied.	0,39	2,98	0,042	Algorithm converged.	-0,141	0,226	1,06	Algorithm converged.	0,83	1,35	0,8917		0,94	Algorithm converged.	0,74	1,21
	Missing	11	1,7	7	63,6	19	3,0	9	47,4	1,60	Convergence criterion (GCONV=1E-8) satisfied.	0,22	11,82	*	WARNING: The relative Hessian convergence criterion of 0.0313051946 is greater than the limit of 0.0001. The convergence is questionable.			*	WARNING: The relative Hessian convergence criterion of 0.0231463867 is greater than the limit of 0.0001. The convergence is questionable.					*	WARNING: The relative Hessian convergence criterion of 0.0231463867 is greater than the limit of 0.0001. The convergence is questionable.		
Medical history: renal disease	Yes	63	10,0	45	71,4	45	7,2	30	66,7	0,98	Convergence criterion (GCONV=1E-8) satisfied.	0,42	2,34	0,000	Algorithm converged.	-0,180	0,179	*	WARNING: The relative Hessian convergence criterion of 0.0079712917 is greater than the limit of 0.0001. The convergence is questionable.				0,7780	*	WARNING: The relative Hessian convergence criterion of 0.0079712917 is greater than the limit of 0.0001. The convergence is questionable.		
	No	569	90,0	373	65,6	581	92,7	374	64,4	1,06	Convergence criterion (GCONV=1E-8) satisfied.	0,83	1,35	0,012	Algorithm converged.	-0,043	0,066	1,01	Algorithm converged.	0,93	1,10	0,6581		0,99	Algorithm converged.	0,91	1,07
Medical history: cardiac disease	Yes	511	80,9	334	65,4	498	79,4	319	64,1	1,03	Convergence criterion (GCONV=1E-8) satisfied.	0,80	1,34	0,010	Algorithm converged.	-0,048	0,069	1,02	Algorithm converged.	0,93	1,11	0,7971	0,7103	0,99	Algorithm converged.	0,90	1,08
	No	121	19,1	84	69,4	128	20,4	85	66,4	1,26	Convergence criterion (GCONV=1E-8) satisfied.	0,72	2,21	0,042	Algorithm converged.	-0,068	0,152	1,05	Algorithm converged.	0,90	1,22	0,4193		0,95	Algorithm converged.	0,82	1,11
Medical history: vascular disease	Yes	92	14,6	67	72,8	98	15,6	59	60,2	1,63	Convergence criterion (GCONV=1E-8) satisfied.	0,88	3,04	0,133	Algorithm converged.	-0,004	0,270	1,25	Algorithm converged.	1,00	1,55	0,1204	0,0958	0,80	Algorithm converged.	0,65	1,00
	No	540	85,4	351	65,0	528	84,2	345	65,3	0,99	Convergence criterion (GCONV=1E-8) satisfied.	0,76	1,27	-0,003	Algorithm converged.	-0,060	0,053	0,99	Algorithm converged.	0,91	1,08	0,9074		1,01	Algorithm converged.	0,92	1,10
Study	Rhine	319	50,5	214	67,1	313	50,2	195	61,9	1,25	Convergence criterion (GCONV=1E-8) satisfied.	0,90	1,74	0,050	Algorithm converged.	-0,024	0,124	1,08	Algorithm converged.	0,96	1,21	0,1738	0,1760	0,93	Algorithm converged.	0,83	1,04
	Yosemite	313	49,5	204	65,2	313	49,8	209	67,2	0,91	Convergence criterion (GCONV=1E-8) satisfied.	0,65	1,27	-0,015	Algorithm converged.	-0,088	0,059	0,98	Algorithm converged.	0,88	1,10	0,5666		1,01	Algorithm converged.	0,91	1,13

Test for interaction based on RR (Log-binomial regression)
* indicates convergence problem. Result is uninterpretable.
Only patients with at least one value are used for analysis. For stratification Asia and rest of the world regions are combined due to a small number of enrolled patients. The stratification factor is excluded if it is the subgroup. OR is computed by stratified analysis, RR and ARD by adjusted analysis.
Early Termination (ET) visit was mapped to closest regular visit.
Treatment policy strategy was applied to non-COVID-19 related and hypothetical strategy was applied to COVID-19 related intercurrent events. COVID-19 related intercurrent events are: Disc. of Treatment due to COVID-19, Prohibited Treatment/Therapy due to COVID-19, Missed Dose at Week 88,92 or 96 due to COVID-19 and COVID-19 Death.
Clinical cut-off: YOSEMITE 01NOV2021 and RHINE 28OCT2021

Program: root/clinical_studies/RO6867461/CDT70122/share/ACE_pool_DME_CSR_Final/prod/program/t_eff_resp.sas
Output: root/clinical_studies/RO6867461/CDT70122/share/ACE_pool_DME_CSR_Final/prod/output_hc/t_eff_resp_sg_str_QSBDA4I_PREST_ITBC_OCTNOV2021_DME.xls
26MAR2022 22:10

POPULATION: Intent-to-Treat Population B vs. C
ENDPOINT: NEI VFQ-25 Vision Specific Social Functioning subscale throughout the Entire Study
STUDY: GR40349 & GR40398
All; n/a (N=1259)

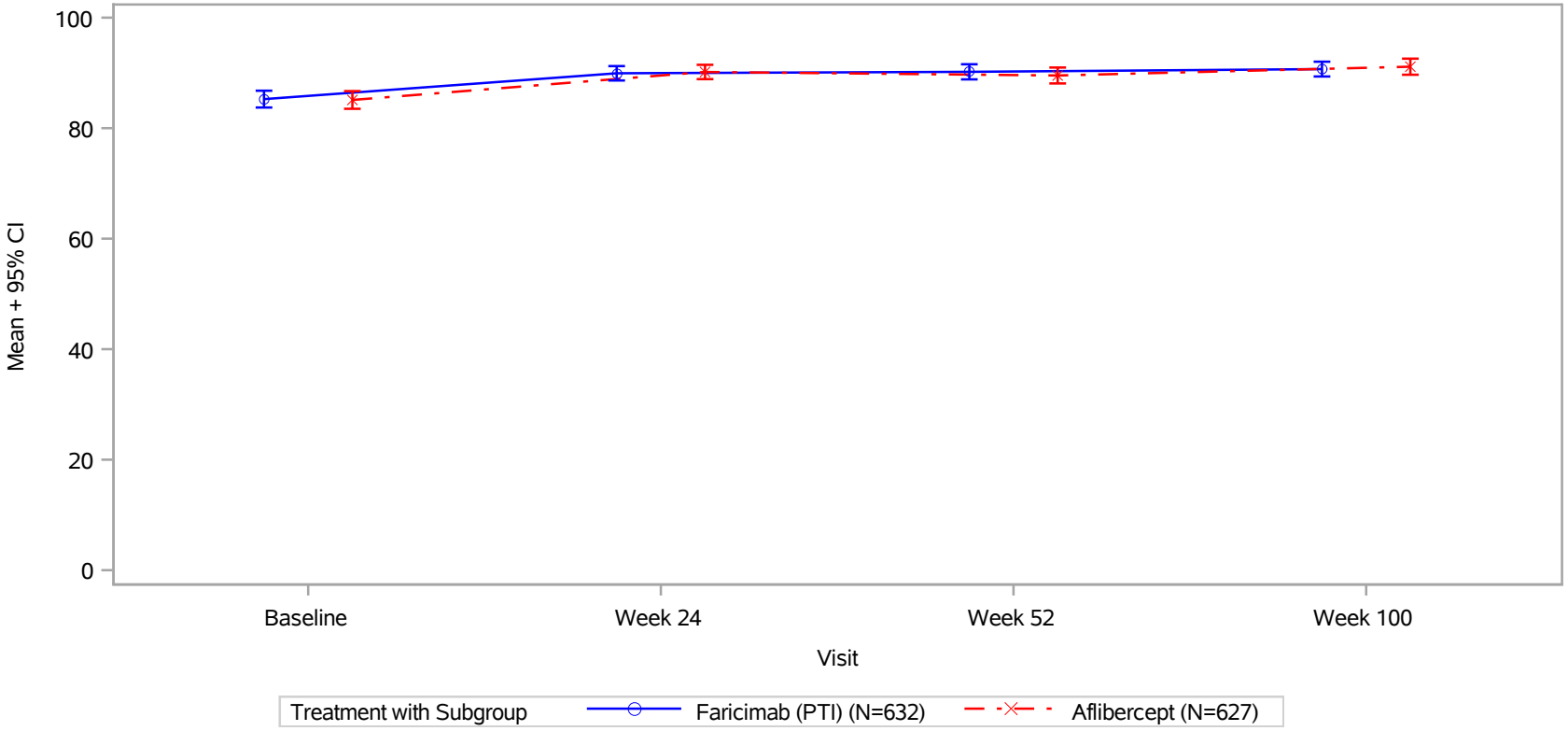

Early Termination (ET) visit was mapped to closest regular visit.
Treatment policy strategy was applied to non-COVID-19 related and hypothetical strategy was applied to COVID-19 related intercurrent events.
COVID-19 related intercurrent events are: Disc. of Treatment due to COVID-19, Prohibited Treatment/Therapy due to COVID-19, Missed Dose at Week 88,92 or 96 due to COVID-19 and COVID-19 Death.
Clinical cut-off: YOSEMITE 01NOV2021 and RHINE 28OCT2021

Program: ..al_studies/RO6867461/CDT70122/share/ACE_pool_DME_Base/prod/program/g_mean_plot.sas
Output: ..E_pool_DME_CSR_Final/prod/output_bc/g_mean_plot_QSBSF_PREST_ITBC_OCTNOV2021_DME.pdf
25MAR2022 21:38

POPULATION: Intent-to-Treat Population B vs. C
ENDPOINT: NEI VFQ-25 Vision Specific Social Functioning subscale throughout the Entire Study
STUDY: GR40349 & GR40398
Study; Rhine (N=634)

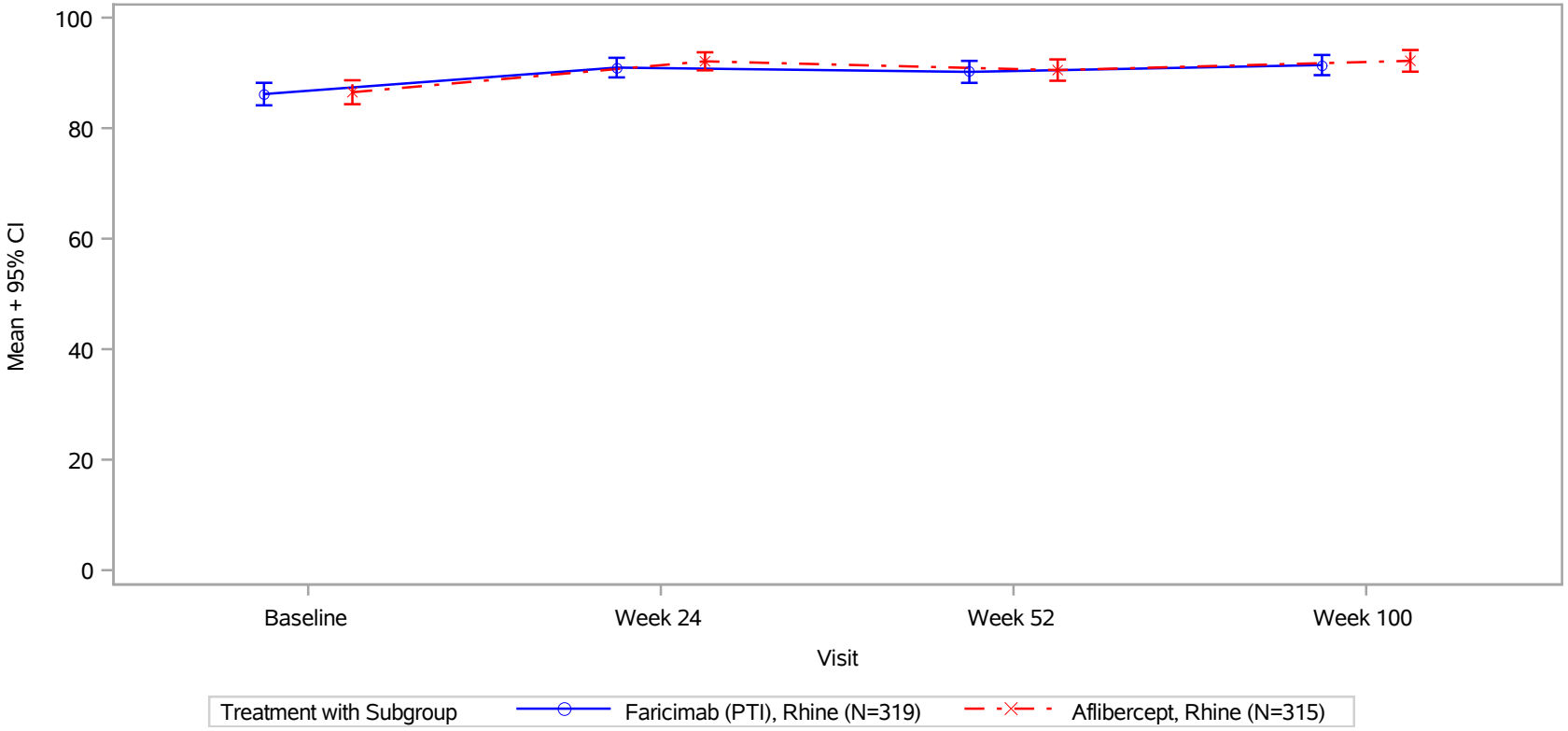

Early Termination (ET) visit was mapped to closest regular visit.
Treatment policy strategy was applied to non-COVID-19 related and hypothetical strategy was applied to COVID-19 related intercurrent events.
COVID-19 related intercurrent events are: Disc. of Treatment due to COVID-19, Prohibited Treatment/Therapy due to COVID-19, Missed Dose at Week 88,92 or 96 due to COVID-19 and COVID-19 Death.
Clinical cut-off: YOSEMITE 01NOV2021 and RHINE 28OCT2021

Program: ..al_studies/RO6867461/CDT70122/share/ACE_pool_DME_Base/prod/program/g_mean_plot.sas
Output: ..E_pool_DME_CSR_Final/prod/output_bc/g_mean_plot_QSBSF_PREST_ITBC_OCTNOV2021_DME.pdf
25MAR2022 21:38

POPULATION: Intent-to-Treat Population B vs. C
ENDPOINT: NEI VFQ-25 Vision Specific Social Functioning subscale throughout the Entire Study
STUDY: GR40349 & GR40398
Study; Yosemite (N=625)

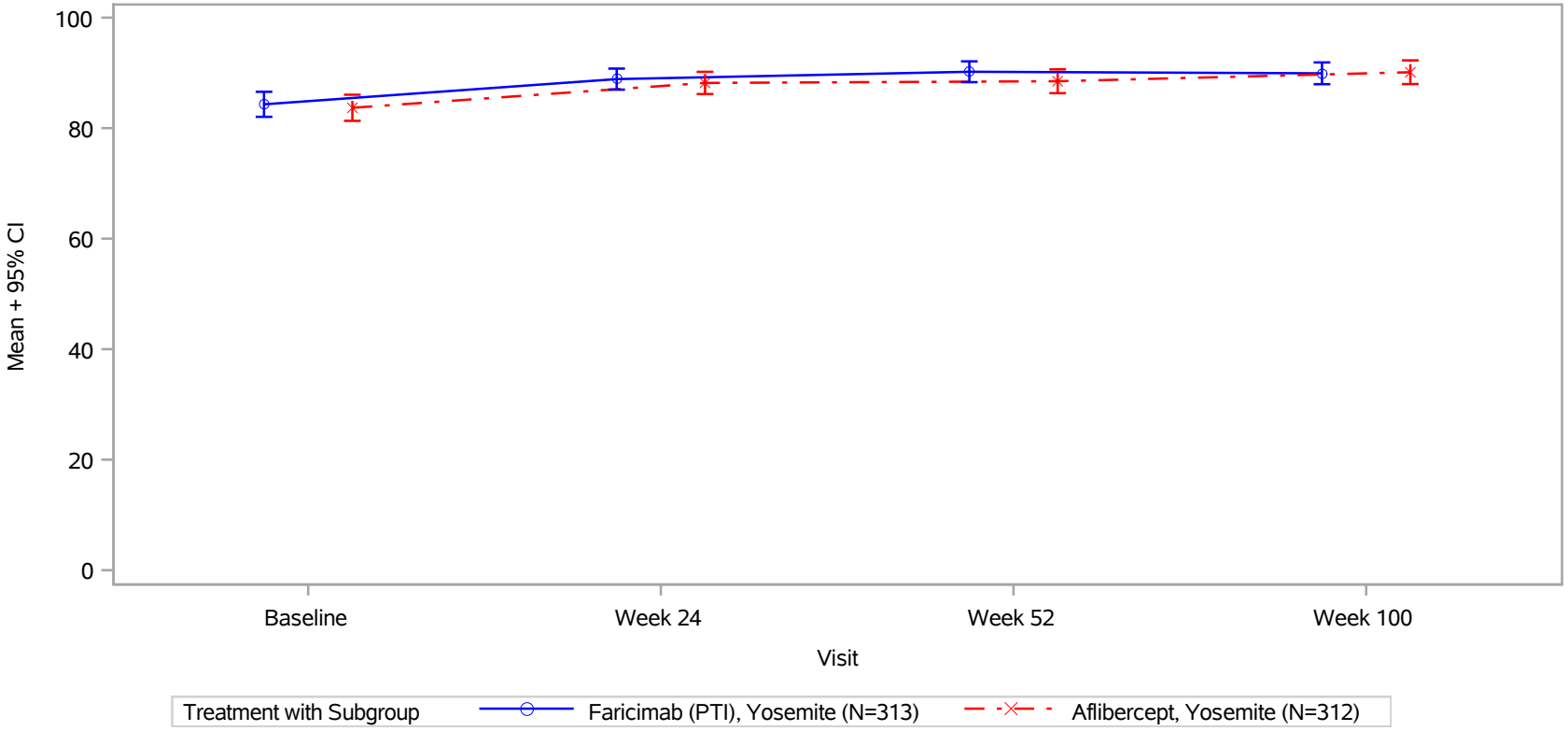

Early Termination (ET) visit was mapped to closest regular visit.
Treatment policy strategy was applied to non-COVID-19 related and hypothetical strategy was applied to COVID-19 related intercurrent events.
COVID-19 related intercurrent events are: Disc. of Treatment due to COVID-19, Prohibited Treatment/Therapy due to COVID-19, Missed Dose at Week 88,92 or 96 due to COVID-19 and COVID-19 Death.
Clinical cut-off: YOSEMITE 01NOV2021 and RHINE 28OCT2021

Program: ..al_studies/RO6867461/CDT70122/share/ACE_pool_DME_Base/prod/program/g_mean_plot.sas
Output: ..E_pool_DME_CSR_Final/prod/output_bc/g_mean_plot_QSBSF_PREST_ITBC_OCTNOV2021_DME.pdf
25MAR2022 21:38

POPULATION: Intent-to-Treat Population B vs. C
ENDPOINT: NEI VFQ-25 Vision Specific Social Functioning subscale throughout the Entire Study
MODEL: --
STUDY: GR40349 & GR40398
Compliance/Mean

		Faricimab (PTI) (N=632)						Aflibercept (N=627)					
		Patients				Statistics		Patients				Statistics	
Name Visit	Level	in study[1]	%	with value[1]	%	Mean[2]	SD(Mean)	in study[1]	%	with value[1]	%	Mean[2]	SD(Mean)
All													
Baseline	n/a	632	100,0	629	99,5	85,25	19,41	627	100,0	621	99,0	85,10	20,32
Week 24	n/a	632	100,0	607	96,0	89,93	16,30	625	99,7	595	95,2	90,17	16,10
Week 52	n/a	609	96,4	552	90,6	90,19	16,37	603	96,2	523	86,7	89,53	16,77
Week 100	n/a	579	91,6	529	91,4	90,69	15,66	569	90,7	483	84,9	91,12	16,28
Study													
Baseline	Rhine	319	100,0	319	100,0	86,17	18,50	315	100,0	313	99,4	86,50	19,47
Week 24	Rhine	319	100,0	307	96,2	90,96	15,81	314	99,7	302	96,2	92,09	14,41
Week 52	Rhine	312	97,8	284	91,0	90,18	17,04	304	96,5	270	88,8	90,51	16,12
Week 100	Rhine	301	94,4	271	90,0	91,42	15,26	287	91,1	235	81,9	92,18	15,27
Baseline	Yosemite	313	100,0	310	99,0	84,31	20,30	312	100,0	308	98,7	83,69	21,08
Week 24	Yosemite	313	100,0	300	95,8	88,88	16,76	311	99,7	293	94,2	88,18	17,48
Week 52	Yosemite	297	94,9	268	90,2	90,21	15,67	299	95,8	253	84,6	88,49	17,40
Week 100	Yosemite	278	88,8	258	92,8	89,92	16,06	282	90,4	248	87,9	90,12	17,15

[1] in study: number of subjects in study at respective visit; % based on baseline
with value: number of subjects in study and with value at respective visit - used for the calculation of the mean and SD; % based on patients in study at respective visit
[2] mean: descriptive statistics - absolute values
Treatment policy strategy was applied to non-COVID-19 related and hypothetical strategy was applied to COVID-19 related intercurrent events.
COVID-19 related intercurrent events are: Disc. of Treatment due to COVID-19, Prohibited Treatment/Therapy due to COVID-19, Missed Dose at Week 88,92 or 96 due to COVID-19 and COVID-19 Death.
Early Termination (ET) visit was mapped to closest regular visit. Clinical cut-off: YOSEMITE 01NOV2021 and RHINE 28OCT2021

Program: root/clinical_studies/RO6867461/CDT70122/share/ACE_pool_DME_Base/prod/program/t_eff_mean.sas
Output: root/clinical_studies/RO6867461/CDT70122/share/ACE_pool_DME_CSR_Final/prod/output_bc/t_eff_mean_QSBSF_PREST_ITBC_OCTNOV2021_DME.xls
25MAR2022 19:31

POPULATION: Intent-to-Treat Population B vs. C
ENDPOINT: NEI VFQ-25 Vision Specific Social Functioning subscale throughout the Entire Study
STUDY: GR40349 & GR40398
Forest Plot of Mean Difference
Baseline

Study	Total n (with value)	Aflibercept (N=627) n (with value)	Aflibercept (N=627) Mean	Faricimab (PTI) (N=632) n (with value)	Faricimab (PTI) (N=632) Mean	Mean Difference	95% CI
All Patients	1250	621	85.1	629	85.3	0.1	(-2.1, 2.4)
Study							
Rhine	632	313	86.5	319	86.2	-0.3	(-3.3, 2.6)
Yosemite	618	308	83.7	310	84.3	0.6	(-2.6, 3.9)

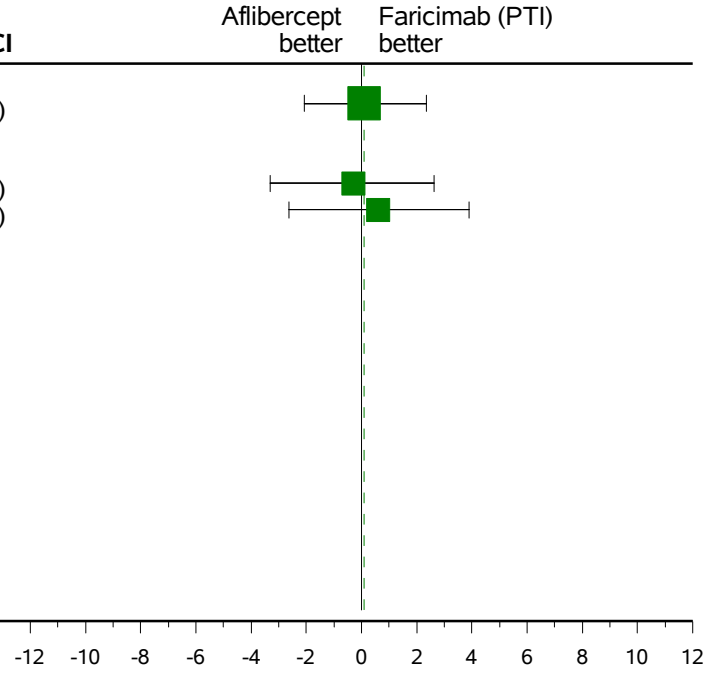

Early Termination (ET) visit was mapped to closest regular visit.
Treatment policy strategy was applied to non-COVID-19 related and hypothetical strategy was applied to COVID-19 related intercurrent events.
COVID-19 related intercurrent events are: Disc. of Treatment due to COVID-19, Prohibited Treatment/Therapy due to COVID-19, Missed Dose at Week 88,92 or 96 due to COVID-19 and COVID-19 Death.
Clinical cut-off: YOSEMITE 01NOV2021 and RHINE 28OCT2021
Program: root/clinical_studies/RO6867461/CDT70122/share/ACE_pool_DME_Base/prod/program/g_forest_md.sas
Output: root/clinical_studies/RO6867461/CDT70122/share/ACE_pool_DME_CSR_Final/prod/output_bc/g_forest_md_QSBSF_PREST_ITBC_OCTNOV2021_DME.pdf 05OCT2022 15:55

POPULATION: Intent-to-Treat Population B vs. C
ENDPOINT: NEI VFQ-25 Vision Specific Social Functioning subscale throughout the Entire Study
STUDY: GR40349 & GR40398
Forest Plot of Mean Difference
Week 24

Study	Total n (with value)	Aflibercept (N=627) n (with value)	Aflibercept (N=627) Mean	Faricimab (PTI) (N=632) n (with value)	Faricimab (PTI) (N=632) Mean	Mean Difference	95% CI
All Patients	1202	595	90.2	607	89.9	-0.2	(-2.1, 1.6)
Study							
Rhine	609	302	92.1	307	91.0	-1.1	(-3.5, 1.3)
Yosemite	593	293	88.2	300	88.9	0.7	(-2.1, 3.5)

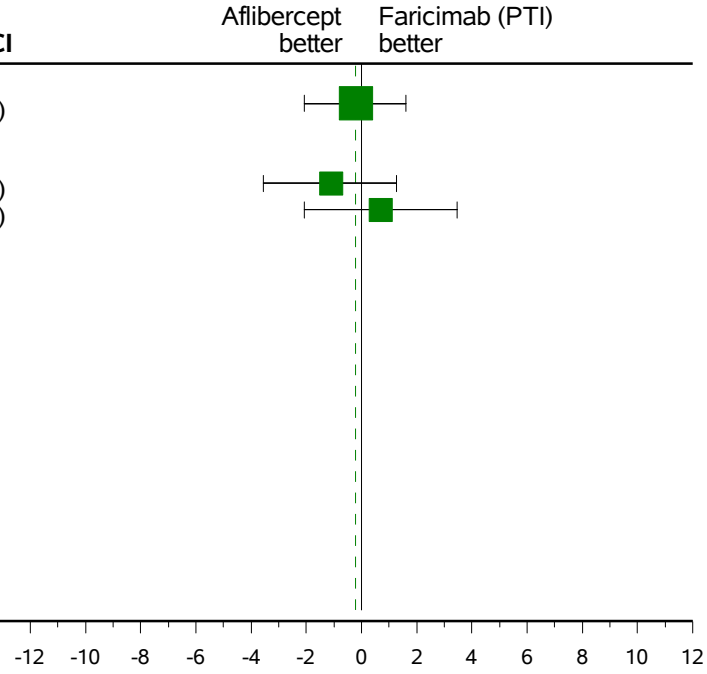

Early Termination (ET) visit was mapped to closest regular visit.
Treatment policy strategy was applied to non-COVID-19 related and hypothetical strategy was applied to COVID-19 related intercurrent events.
COVID-19 related intercurrent events are: Disc. of Treatment due to COVID-19, Prohibited Treatment/Therapy due to COVID-19, Missed Dose at Week 88,92 or 96 due to COVID-19 and COVID-19 Death.
Clinical cut-off: YOSEMITE 01NOV2021 and RHINE 28OCT2021
Program: root/clinical_studies/RO6867461/CDT70122/share/ACE_pool_DME_Base/prod/program/g_forest_md.sas
Output: root/clinical_studies/RO6867461/CDT70122/share/ACE_pool_DME_CSR_Final/prod/output_bc/g_forest_md_QSBSF_PREST_ITBC_OCTNOV2021_DME.pdf 05OCT2022 15:55

POPULATION: Intent-to-Treat Population B vs. C
ENDPOINT: NEI VFQ-25 Vision Specific Social Functioning subscale throughout the Entire Study
STUDY: GR40349 & GR40398
Forest Plot of Mean Difference
Week 52

Study	Total n (with value)	Aflibercept (N=627) n (with value)	Aflibercept (N=627) Mean	Faricimab (PTI) (N=632) n (with value)	Faricimab (PTI) (N=632) Mean	Mean Difference	95% CI
All Patients	1075	523	89.5	552	90.2	0.7	(-1.3, 2.6)
Study							
Rhine	554	270	90.5	284	90.2	-0.3	(-3.1, 2.4)
Yosemite	521	253	88.5	268	90.2	1.7	(-1.1, 4.6)

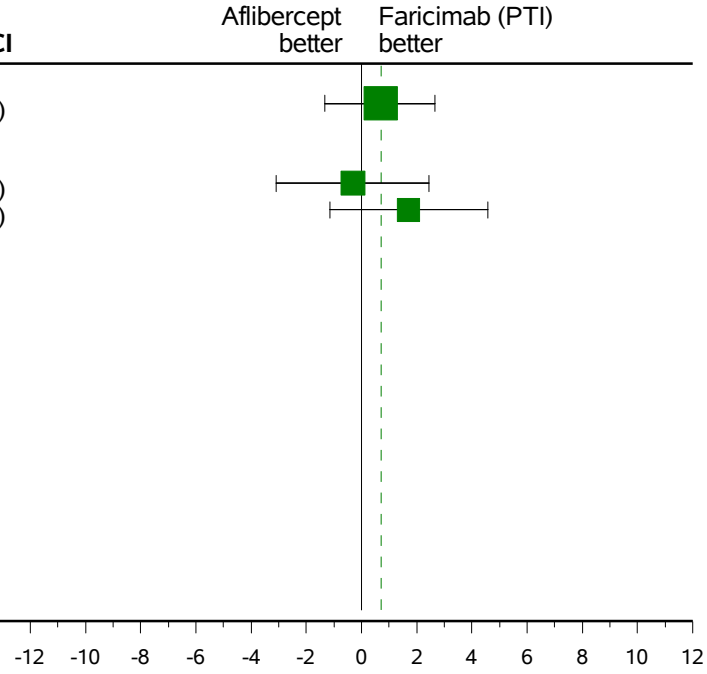

Early Termination (ET) visit was mapped to closest regular visit.
Treatment policy strategy was applied to non-COVID-19 related and hypothetical strategy was applied to COVID-19 related intercurrent events.
COVID-19 related intercurrent events are: Disc. of Treatment due to COVID-19, Prohibited Treatment/Therapy due to COVID-19, Missed Dose at Week 88,92 or 96 due to COVID-19 and COVID-19 Death.
Clinical cut-off: YOSEMITE 01NOV2021 and RHINE 28OCT2021
Program: root/clinical_studies/RO6867461/CDT70122/share/ACE_pool_DME_Base/prod/program/g_forest_md.sas
Output: root/clinical_studies/RO6867461/CDT70122/share/ACE_pool_DME_CSR_Final/prod/output_bc/g_forest_md_QSBSF_PREST_ITBC_OCTNOV2021_DME.pdf 05OCT2022 15:55

POPULATION: Intent-to-Treat Population B vs. C
ENDPOINT: NEI VFQ-25 Vision Specific Social Functioning subscale throughout the Entire Study
STUDY: GR40349 & GR40398
Forest Plot of Mean Difference
Week 100

Study	Total n (with value)	Aflibercept (N=627) n (with value)	Aflibercept (N=627) Mean	Faricimab (PTI) (N=632) n (with value)	Faricimab (PTI) (N=632) Mean	Mean Difference	95% CI
All Patients	1012	483	91.1	529	90.7	-0.4	(-2.4, 1.5)
Study							
Rhine	506	235	92.2	271	91.4	-0.8	(-3.4, 1.9)
Yosemite	506	248	90.1	258	89.9	-0.2	(-3.1, 2.7)

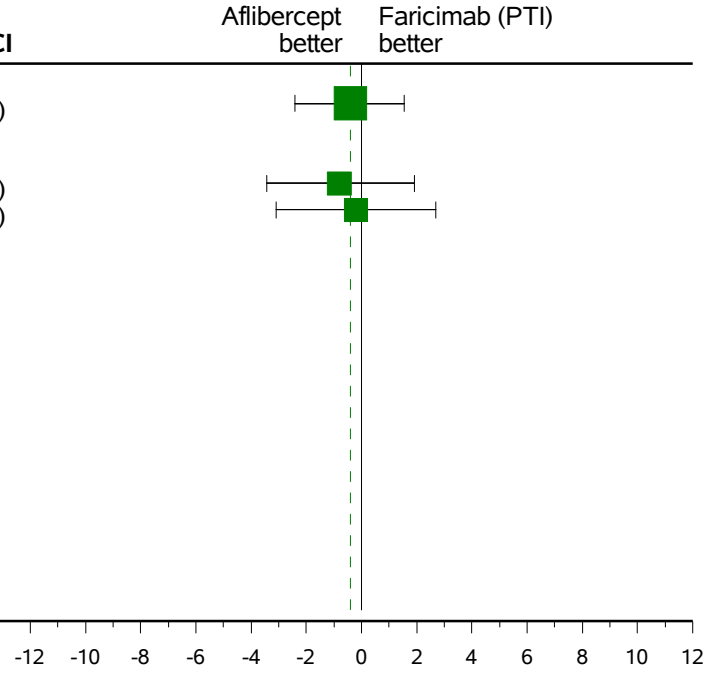

Early Termination (ET) visit was mapped to closest regular visit.
Treatment policy strategy was applied to non-COVID-19 related and hypothetical strategy was applied to COVID-19 related intercurrent events.
COVID-19 related intercurrent events are: Disc. of Treatment due to COVID-19, Prohibited Treatment/Therapy due to COVID-19, Missed Dose at Week 88,92 or 96 due to COVID-19 and COVID-19 Death.
Clinical cut-off: YOSEMITE 01NOV2021 and RHINE 28OCT2021
Program: root/clinical_studies/RO6867461/CDT70122/share/ACE_pool_DME_Base/prod/program/g_forest_md.sas
Output: root/clinical_studies/RO6867461/CDT70122/share/ACE_pool_DME_CSR_Final/prod/output_bc/g_forest_md_QSBSF_PREST_ITBC_OCTNOV2021_DME.pdf 05OCT2022 15:55

POPULATION: Intent-to-Treat Population (results shown for B vs. C)
ENDPOINT: NEI VFQ-25 Vision Specific Social Functioning subscale through Week 56
MODEL: Adjusted Analysis for Study, Baseline BCVA ETDRS letter score, Prior IVT anti-VEGF therapy, Geographic region
STUDY: GR40349 & GR40398
Change from Baseline (Analysis of MMRM)

			Faricimab (PTI) (N=632)					Aflibercept (N=627)					Difference between Treatments (Faricimab (PTI) - Aflibercept)					
			N			Statistics		N			Statistics		Statistics					
Visit	Name	Level	Total	with baseline value	included in analysis[1]	LSMeans[2]	SE (LSMeans)	Total	with baseline value	included in analysis[1]	LSMeans[2]	SE (LSMeans)	LSMeans[3]	SE (LSMeans)	95% CI (LL)	95% CI (UL)	Population	Method
Week 52	All	n/a	609	606	531	4,71	0,62	603	598	507	4,45	0,63	0,26	0,89	-1,48	2,00	Intent-to-Treat Population	adjusted
	Study	Rhine	312	312	275	3,94	0,86	304	302	259	4,18	0,89	-0,24	1,24	-2,67	2,20	Intent-to-Treat Population	adjusted
		Yosemite	297	294	256	5,53	0,89	299	296	248	4,76	0,90	0,77	1,26	-1,71	3,25	Intent-to-Treat Population	adjusted

[1] Patients with a value at baseline and a post-baseline value at the respective visit.
[2] LSMeans of change from baseline from MMRM (including all available records from all selected visits). Selected visits: Week 24, Week 52. Early Termination (ET) visit was mapped to closest regular visit.
[3] Contrasts from MMRM
[4] Factors/Covariates: treatment, visit, treatment-by-visit interaction, baseline value. In addition, for the total population, adjusted for randomization stratification factors.
Data as observed (no imputation of missing values). Covariance matrix: unstructured. Treatment policy strategy was applied to non-COVID-19 related and hypothetical strategy was applied to COVID-19 related intercurrent events(IEs).
COVID-19 rel. IEs are: Disc. of Treatment due to COVID-19, Prohibited Treatment/Therapy due to COVID-19, Missed Dose at Week 44,48 or 52 due to COVID-19 and COVID-19 Death. Clinical cut-off: YOSEMITE 01NOV2021 and RHINE 28OCT2021

Program: root/clinical_studies/RO6867461/CDT70122/share/ACE_pool_DME_Base/prod/program/t_eff_mmrm.sas
Output: root/clinical_studies/RO6867461/CDT70122/share/ACE_pool_DME_CSR_Final/prod/output_bc/t_eff_mmrm_adj_QSBSF_W56_PREST_ITBC2_OCTNOV2021_DME.xls
27JUL2022 11:03

POPULATION: Intent-to-Treat Population (results shown for B vs. C)
ENDPOINT: NEI VFQ-25 Vision Specific Social Functioning subscale through Week 56
MODEL: Adjusted Analysis for Study, Baseline BCVA ETDRS letter score, Prior IVT anti-VEGF therapy, Geographic region
STUDY: GR40349 & GR40398
Forest Plot of LSMeans Difference for Change from Baseline (MMRM)
Week 52

Study	Total n [1]	Aflibercept (N=627) n [1]	Aflibercept (N=627) LSMeans [2]	Faricimab (PTI) (N=632) n [1]	Faricimab (PTI) (N=632) LSMeans [2]	LSMeans Difference	95% CI
All Patients	1038	507	4.5	531	4.7	0.3	(-1.5, 2.0)
Study							
Rhine	534	259	4.2	275	3.9	-0.2	(-2.7, 2.2)
Yosemite	504	248	4.8	256	5.5	0.8	(-1.7, 3.2)

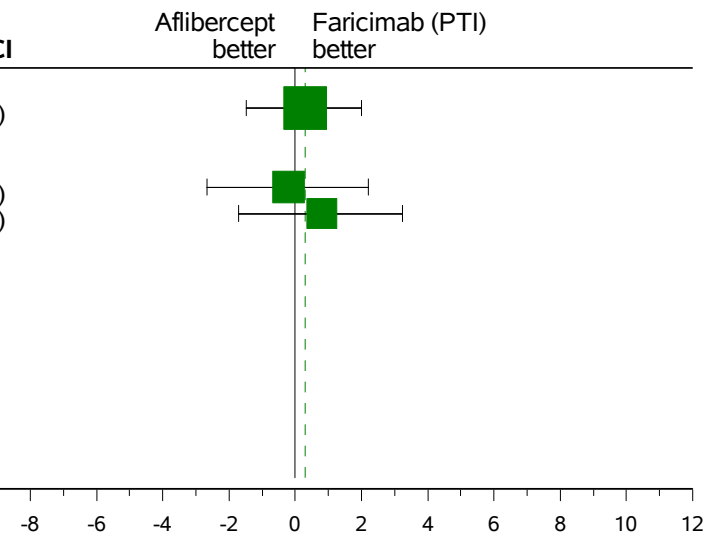

[1] Patients with a value at baseline and a post-baseline value at the respective visit.
[2] LSMeans of change from baseline from MMRM (including all available records from all selected visits).
Selected visits: Week 24, Week 52. Early Termination (ET) visit was mapped to closest regular visit.
Factors/Covariates: treatment, visit, treatment-by-visit interaction, baseline value. In addition adjusted for randomization stratification factors. The stratification factor is excluded if it is the subgroup.
Data as observed (no imputation of missing values). Covariance matrix: unstructured.
Treatment policy strategy was applied to non-COVID-19 related and hypothetical strategy was applied to COVID-19 related intercurrent events(IEs).
COVID-19 rel. IEs are: Disc. of Treatment due to COVID-19, Prohibited Treatment/Therapy due to COVID-19, Missed Dose at Week 44,48 or 52 due to COVID-19 and COVID-19 Death.
Clinical cut-off: YOSEMITE 01NOV2021 and RHINE 28OCT2021
Program: root/clinical_studies/RO6867461/CDT70122/share/ACE_pool_DME_Base/prod/program/g_forest_lsmd.sas
Output: root/clinical_studies/RO6867461/CDT70122/share/ACE_pool_DME_CSR_Final/prod/output_bc/g_forest_lsmd_adj_QSBSF_W56_PREST_ITBC2_OCTNOV2021_DME.pdf 10OCT2022 16:10

POPULATION: Intent-to-Treat Population (results shown for B vs. C)
ENDPOINT: NEI VFQ-25 Vision Specific Social Functioning subscale throughout the Entire Study
MODEL: Adjusted Analysis for Study, Baseline BCVA ETDRS letter score, Prior IVT anti-VEGF therapy, Geographic region
STUDY: GR40349 & GR40398
Change from Baseline (Analysis of MMRM)

			Faricimab (PTI) (N=632)					Aflibercept (N=627)					Difference between Treatments (Faricimab (PTI) - Aflibercept)					
			N			Statistics		N			Statistics		Statistics					
Visit	Name	Level	Total	with baseline value	included in analysis[1]	LSMeans[2]	SE (LSMeans)	Total	with baseline value	included in analysis[1]	LSMeans[2]	SE (LSMeans)	LSMeans[3]	SE (LSMeans)	95% CI (LL)	95% CI (UL)	Population	Method
Week 100	All	n/a	579	576	526	4,48	0,63	569	564	480	5,14	0,65	-0,67	0,91	-2,45	1,11	Intent-to-Treat Population	adjusted
	Study	Rhine	301	301	271	4,43	0,87	287	285	234	4,39	0,93	0,04	1,27	-2,46	2,53	Intent-to-Treat Population	adjusted
		Yosemite	278	275	255	4,56	0,91	282	279	246	5,82	0,93	-1,26	1,30	-3,81	1,30	Intent-to-Treat Population	adjusted

[1] Patients with a value at baseline and a post-baseline value at the respective visit.
[2] LSMeans of change from baseline from MMRM (including all available records from all selected visits). Selected visits: Week 24, Week 52, Week 100. Early Termination (ET) visit was mapped to closest regular visit.
[3] Contrasts from MMRM
[4] Factors/Covariates: treatment, visit, treatment-by-visit interaction, baseline value. In addition, for the total population, adjusted for randomization stratification factors.
Data as observed (no imputation of missing values). Covariance matrix: unstructured. Treatment policy strategy was applied to non-COVID-19 related and hypothetical strategy was applied to COVID-19 related intercurrent events(IEs).
COVID-19 rel. IEs are: Disc. of Treatment due to COVID-19, Prohibited Treatment/Therapy due to COVID-19, Missed Dose at Week 88,92 or 96 due to COVID-19 and COVID-19 Death. Clinical cut-off: YOSEMITE 01NOV2021 and RHINE 28OCT2021

Program: root/clinical_studies/RO6867461/CDT70122/share/ACE_pool_DME_Base/prod/program/t_eff_mmrm.sas
Output: root/clinical_studies/RO6867461/CDT70122/share/ACE_pool_DME_CSR_Final/prod/output_bc/t_eff_mmrm_adj_QSBSF_W100_PREST_ITBC2_OCTNOV2021_DME.xls
27JUL2022 7:41

POPULATION: Intent-to-Treat Population (results shown for B vs. C)
ENDPOINT: NEI VFQ-25 Vision Specific Social Functioning subscale throughout the Entire Study
MODEL: Adjusted Analysis for Study, Baseline BCVA ETDRS letter score, Prior IVT anti-VEGF therapy, Geographic region
STUDY: GR40349 & GR40398
Forest Plot of LSMeans Difference for Change from Baseline (MMRM)
Week 100

		Aflibercept (N=627)		Faricimab (PTI) (N=632)			
Study	**Total n [1]**	**n [1]**	**LSMeans [2]**	**n [1]**	**LSMeans [2]**	**LSMeans Difference**	**95% CI**
All Patients	1006	480	5.1	526	4.5	-0.7	(-2.4, 1.1)
Study							
Rhine	505	234	4.4	271	4.4	0.0	(-2.5, 2.5)
Yosemite	501	246	5.8	255	4.6	-1.3	(-3.8, 1.3)

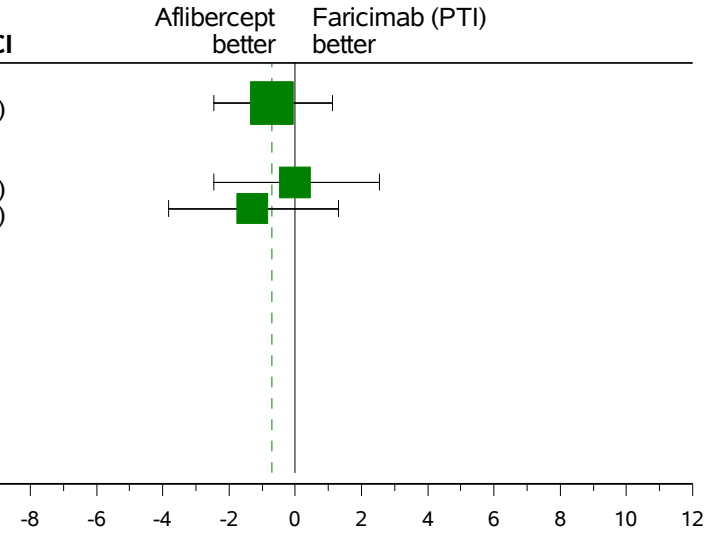

[1] Patients with a value at baseline and a post-baseline value at the respective visit.
[2] LSMeans of change from baseline from MMRM (including all available records from all selected visits).
Selected visits: Week 24, Week 52, Week 100. Early Termination (ET) visit was mapped to closest regular visit.
Factors/Covariates: treatment, visit, treatment-by-visit interaction, baseline value. In addition adjusted for randomization stratification factors. The stratification factor is excluded if it is the subgroup.
Data as observed (no imputation of missing values). Covariance matrix: unstructured.
Treatment policy strategy was applied to non-COVID-19 related and hypothetical strategy was applied to COVID-19 related intercurrent events(IEs).
COVID-19 rel. IEs are: Disc. of Treatment due to COVID-19, Prohibited Treatment/Therapy due to COVID-19, Missed Dose at Week 88,92 or 96 due to COVID-19 and COVID-19 Death.
Clinical cut-off: YOSEMITE 01NOV2021 and RHINE 28OCT2021
Program: root/clinical_studies/RO6867461/CDT70122/share/ACE_pool_DME_Base/prod/program/g_forest_lsmd.sas
Output: root/clinical_studies/RO6867461/CDT70122/share/ACE_pool_DME_CSR_Final/prod/output_bc/g_forest_lsmd_adj_QSBSF_W100_PREST_ITBC2_OCTNOV2021_DME.pdf 10OCT2022 16:29

POPULATION: Intent-to-Treat Population B vs. C
ENDPOINT: Proportion of Patients with a >=15-point improvement from baseline in NEI VFQ-25 Vision Specific Social Functioning subscale through Week 56
MODEL: Stratified Analysis by Study, Baseline BCVA ETDRS letter score, Prior IVT anti-VEGF therapy, Geographic region (combined)
STUDY: GR40349 & GR40398
Dichotomous Analysis (Efficacy)

		Faricimab (PTI) (N=632)				Aflibercept (N=627)				Faricimab (PTI) vs. Aflibercept																Aflibercept vs. Faricimab (PTI)				
		Patients		Patients with Event		Patients		Patients with Event		Odds Ratio					Absolute Risk Difference				Relative Risk							Relative Risk				
Name	Level	n	%	n	%	n	%	n	%	Odds Ratio		Convergence Reason	95% Lower CL	95% Upper CL	Absolute Risk		Convergence Reason	95% Lower CL	95% Upper CL	Relative Risk		Convergence Reason	95% Lower CL	95% Upper CL	p-value (Cochran-Mantel-Haenszel)	Interaction Test p-value (likelihood ratio)	Relative Risk		Convergence Reason	95% Lower CL	95% Upper CL
All	n/a	632	100,0	135	21,4	626	99,8	127	20,3	1,06		Convergence criterion (GCONV=1E-8) satisfied.	0,81	1,40	0,002		Algorithm converged.	-0,042	0,046	1,07		Algorithm converged.	0,87	1,33	0,6528		0,93		Algorithm converged.	0,75	1,16
Study	Rhine	319	50,5	72	22,6	315	50,2	60	19,0	1,24		Convergence criterion (GCONV=1E-8) satisfied.	0,84	1,83	0,025		Algorithm converged.	-0,036	0,087	1,20		Algorithm converged.	0,89	1,63	0,2742	0,2709	0,83		Algorithm converged.	0,61	1,12
	Yosemite	313	49,5	63	20,1	311	49,6	67	21,5	0,91		Convergence criterion (GCONV=1E-8) satisfied.	0,62	1,35	-0,022		Algorithm converged.	-0,085	0,040	0,95		Algorithm converged.	0,70	1,29	0,6431		1,05		Algorithm converged.	0,78	1,43

Test for interaction based on RR (Log-binomial regression)
* indicates convergence problem. Result is uninterpretable.
Only patients with at least one value are used for analysis. For stratification Asia and rest of the world regions are combined due to a small number of enrolled patients. The stratification factor is excluded if it is the subgroup. OR is computed by stratified analysis, RR and ARD by adjusted analysis.
Early Termination (ET) visit was mapped to closest regular visit.
Treatment policy strategy was applied to non-COVID-19 related and hypothetical strategy was applied to COVID-19 related intercurrent events. COVID-19 related intercurrent events are: Disc. of Treatment due to COVID-19, Prohibited Treatment/Therapy due to COVID-19, Missed Dose at Week 44,48 or 52 due to COVID-19 and COVID-19 Death.
Clinical cut-off: YOSEMITE 01NOV2021 and RHINE 28OCT2021

Program: root/clinical_studies/RO6867461/CDT70122/share/ACE_pool_DME_CSR_Final/prod/program/t_eff_resp.sas
Output: root/clinical_studies/RO6867461/CDT70122/share/ACE_pool_DME_CSR_Final/prod/output_bc/t_eff_resp_str_QSBSF15I_W56_PREST_ITBC_OCTNOV2021_DME.xls
27MAR2022 6:51

POPULATION: Intent-to-Treat Population B vs. C
ENDPOINT: Proportion of Patients with a >=15-point improvement from baseline in NEI VFQ-25 Vision Specific Social Functioning subscale through Week 56
MODEL: Adjusted Analysis by Study, Baseline BCVA ETDRS letter score, Prior IVT anti-VEGF therapy, Geographic region
STUDY: GR40349 & GR40398
Forest Plot of Relative Risk

Study	Total n	Aflibercept (N=627) n	Aflibercept (N=627) n Responder	Faricimab (PTI) (N=632) n	Faricimab (PTI) (N=632) n Responder	Relative Risk	95% CI
All Patients	1258	626	127	632	135	1.07	(0.87, 1.33)
Study							
Rhine	634	315	60	319	72	1.20	(0.89, 1.63)
Yosemite	624	311	67	313	63	0.95	(0.70, 1.29)

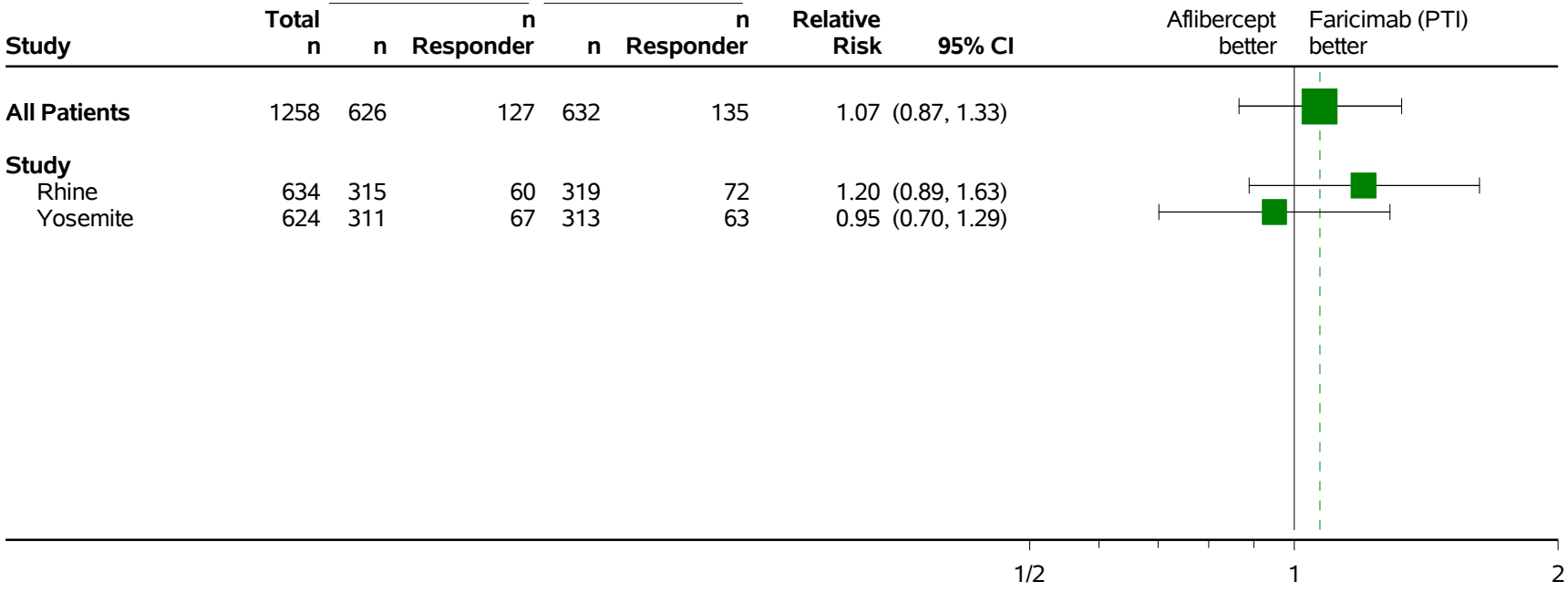

Only patients with at least one value are used for analysis. For adjustment Asia and rest of the world regions are combined due to a small number of enrolled patients.
The adjustment factor is excluded if it is the subgroup.
Early Termination (ET) visit was mapped to closest regular visit.
Treatment policy strategy was applied to non-COVID-19 related and hypothetical strategy was applied to COVID-19 related intercurrent events. COVID-19 related intercurrent events are:
Disc. of Treatment due to COVID-19, Prohibited Treatment/Therapy due to COVID-19, Missed Dose at Week 44,48 or 52 due to COVID-19 and COVID-19 Death.
Clinical cut-off: YOSEMITE 01NOV2021 and RHINE 28OCT2021
Program: root/clinical_studies/RO6867461/CDT70122/share/ACE_pool_DME_Base/prod/program/g_forest_rr.sas
Output: root/clinical_studies/RO6867461/CDT70122/share/ACE_pool_DME_CSR_Final/prod/output_bc/g_forest_rr_str_QSBSF15I_W56_PREST_ITBC_OCTNOV2021_DME.pdf 06OCT2022 19:06

POPULATION: Intent-to-Treat Population B vs. C
ENDPOINT: Proportion of Patients with a >=15-point improvement from baseline in NEI VFQ-25 Vision Specific Social Functioning subscale through Week 56
MODEL: Stratified Analysis by Study, Baseline BCVA ETDRS letter score, Prior IVT anti-VEGF therapy, Geographic region
STUDY: GR40349 & GR40398
Forest Plot of Odds Ratio

Study	Total n	Aflibercept (N=627) n	Aflibercept (N=627) n Responder	Faricimab (PTI) (N=632) n	Faricimab (PTI) (N=632) n Responder	Odds Ratio	95% CI
All Patients	1258	626	127	632	135	1.06	(0.81, 1.40)
Study							
Rhine	634	315	60	319	72	1.24	(0.84, 1.83)
Yosemite	624	311	67	313	63	0.91	(0.62, 1.35)

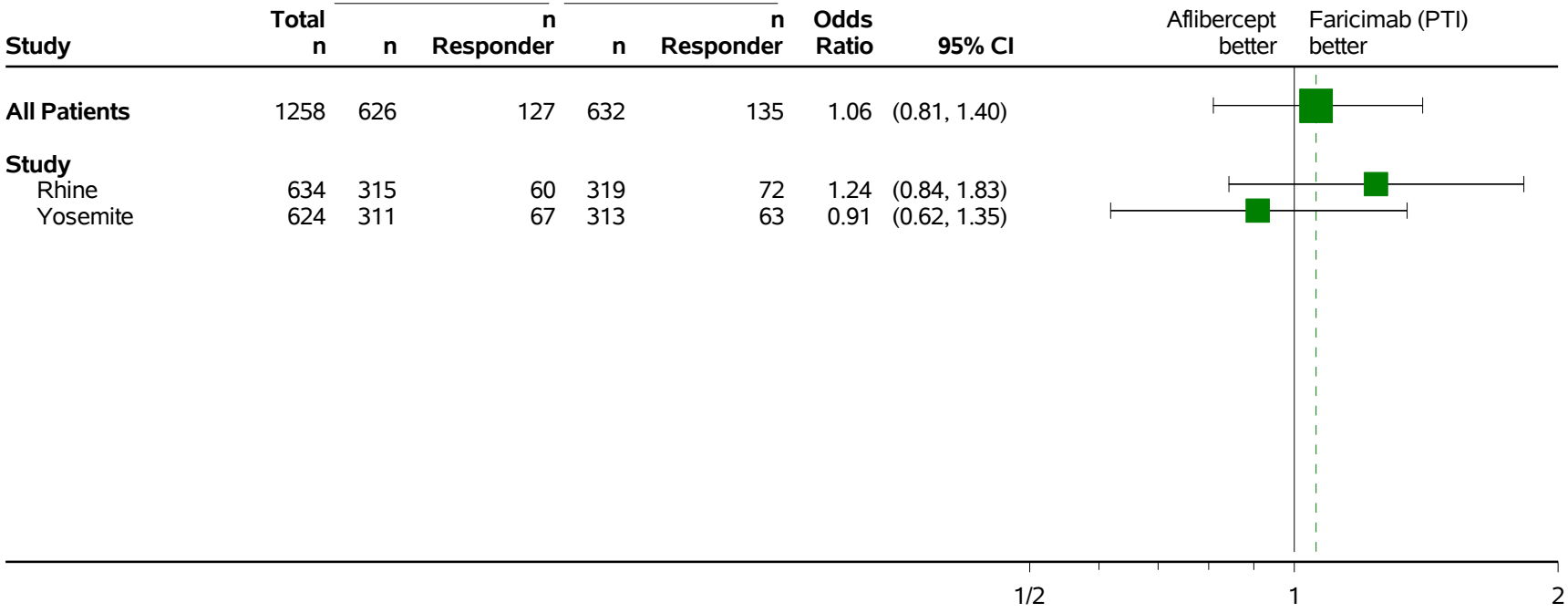

Only patients with at least one value are used for analysis. For stratification Asia and rest of the world regions are combined due to a small number of enrolled patients.
Early Termination (ET) visit was mapped to closest regular visit.
Treatment policy strategy was applied to non-COVID-19 related and hypothetical strategy was applied to COVID-19 related intercurrent events. COVID-19 related intercurrent events are:
Disc. of Treatment due to COVID-19, Prohibited Treatment/Therapy due to COVID-19, Missed Dose at Week 44,48 or 52 due to COVID-19 and COVID-19 Death.
Clinical cut-off: YOSEMITE 01NOV2021 and RHINE 28OCT2021
Program: root/clinical_studies/RO6867461/CDT70122/share/ACE_pool_DME_Base/prod/program/g_forest_or.sas
Output: root/clinical_studies/RO6867461/CDT70122/share/ACE_pool_DME_CSR_Final/prod/output_bc/g_forest_or_str_QSBSF15I_W56_PREST_ITBC_OCTNOV2021_DME.pdf 30SEP2022 14:04

POPULATION: Intent-to-Treat Population B vs. C
ENDPOINT: Proportion of Patients with a >=15-point improvement from baseline in NEI VFQ-25 Vision Specific Social Functioning subscale through Week 56
MODEL: Stratified Analysis by Study, Baseline BCVA ETDRS letter score, Prior IVT anti-VEGF therapy, Geographic region (combined)
STUDY: GR40349 & GR40398
Dichotomous Analysis by Subgroups (Efficacy)

		Faricimab (PTI) (N=632)				Aflibercept (N=627)				Faricimab (PTI) vs. Aflibercept														Aflibercept vs. Faricimab (PTI)			
		Patients		Patients with Event		Patients		Patients with Event		Odds Ratio				Absolute Risk Difference				Relative Risk						Relative Risk			
Name	Level	n	%	n	%	n	%	n	%	Odds Ratio	Convergence Reason	95% Lower CL	95% Upper CL	Absolute Risk	Convergence Reason	95% Lower CL	95% Upper CL	Relative Risk	Convergence Reason	95% Lower CL	95% Upper CL	p-value (Cochran-Mantel-Haenszel)	p-value (likelihood ratio)	Relative Risk	Convergence Reason	95% Lower CL	95% Upper CL
All	n/a	632	100,0	135	21,4	626	99,8	127	20,3	1,06	Convergence criterion (GCONV=1E-8) satisfied.	0,83	1,40	0,002	Algorithm converged.	-0,042	0,048	1,07	Algorithm converged.	0,87	1,33	0,6528		0,93	Algorithm converged.	0,75	1,16
Sex	Male	396	62,7	82	20,7	364	58,1	72	19,8	1,06	Convergence criterion (GCONV=1E-8) satisfied.	0,76	1,51	0,002	Algorithm converged.	-0,054	0,057	1,05	Algorithm converged.	0,79	1,39	0,7667	0,8365	0,95	Algorithm converged.	0,72	1,26
	Female	236	37,3	53	22,5	262	41,8	55	21,0	1,10	Convergence criterion (GCONV=1E-8) satisfied.	0,73	1,68	0,002	Algorithm converged.	-0,073	0,075	1,09	Algorithm converged.	0,78	1,52	0,6731		0,92	Algorithm converged.	0,68	1,28
Age	< 65 years	352	55,7	74	21,0	363	57,9	68	18,7	1,19	Convergence criterion (GCONV=1E-8) satisfied.	0,82	1,73	0,013	Algorithm converged.	-0,043	0,069	1,21	Algorithm converged.	0,90	1,62	0,3534	0,3098	0,83	Algorithm converged.	0,62	1,11
	>= 65 years	280	44,3	61	21,8	263	41,9	59	22,4	0,96	Convergence criterion (GCONV=1E-8) satisfied.	0,64	1,44	-0,011	Algorithm converged.	-0,081	0,059	0,97	Algorithm converged.	0,71	1,32	0,8342		1,03	Algorithm converged.	0,76	1,42
Age	< 75 years	577	91,3	124	21,5	571	91,1	111	19,4	1,14	Convergence criterion (GCONV=1E-8) satisfied.	0,85	1,52	0,010	Algorithm converged.	-0,036	0,056	1,13	Algorithm converged.	0,90	1,42	0,3865	0,1194	0,88	Algorithm converged.	0,70	1,11
	>= 75 years	55	8,7	11	20,0	55	8,8	16	29,1	0,53	Convergence criterion (GCONV=1E-8) satisfied.	0,22	1,31	-0,088	Algorithm converged.	-0,252	0,076	0,68	Algorithm converged.	0,35	1,32	0,1685		1,48	Algorithm converged.	0,76	2,90
Baseline BCVA ETDRS letter score	< 64 letters	281	44,5	85	30,2	284	45,3	68	23,9	1,37	Convergence criterion (GCONV=1E-8) satisfied.	0,94	1,99	0,061	Algorithm converged.	-0,013	0,134	1,27	Algorithm converged.	0,97	1,67	0,0970	0,0580	0,78	Algorithm converged.	0,60	1,03
	>= 64 letters	349	55,2	50	14,3	343	54,7	59	17,2	0,80	Convergence criterion (GCONV=1E-8) satisfied.	0,53	1,20	-0,031	Algorithm converged.	-0,085	0,023	0,83	Algorithm converged.	0,59	1,17	0,2818		1,20	Algorithm converged.	0,85	1,70
	Missing	2	0,3	0	0,0	0	0,0	0	0,0	NE		NE	NE	NE	NE	NE	NE	NE	NE	NE	NE	NE		NE	NE	NE	NE
Geographic region	Europe	219	34,7	42	19,2	219	34,9	50	22,8	0,80	Convergence criterion (GCONV=1E-8) satisfied.	0,50	1,28	-0,027	Algorithm converged.	-0,103	0,049	0,81	Algorithm converged.	0,57	1,17	0,3307	0,0866	1,23	Algorithm converged.	0,85	1,77
	America	344	54,4	79	23,0	339	54,1	70	20,6	1,14	Convergence criterion (GCONV=1E-8) satisfied.	0,79	1,65	0,001	Algorithm converged.	-0,059	0,062	1,16	Algorithm converged.	0,88	1,54	0,4804		0,86	Algorithm converged.	0,63	1,14
	Asia Pacific (inc. Australia)	69	10,9	14	20,3	68	10,8	7	10,3	2,15	Convergence criterion (GCONV=1E-8) satisfied.	0,81	5,71	0,105	Algorithm converged.	-0,022	0,224	2,07	Algorithm converged.	0,89	4,81	0,1173		0,48	Algorithm converged.	0,23	1,13
Race/ethnicity	White	489	77,4	100	20,4	505	80,5	114	22,6	0,87	Convergence criterion (GCONV=1E-8) satisfied.	0,64	1,18	-0,023	Algorithm converged.	-0,072	0,027	0,91	Algorithm converged.	0,72	1,15	0,3692	0,0409	1,10	Algorithm converged.	0,87	1,39
	Asian	62	9,8	14	22,6	59	9,4	6	10,2	1,97	Convergence criterion (GCONV=1E-8) satisfied.	0,70	5,50	*	WARNING: The relative Hessian convergence criterion of 0.0001396936 is greater than the limit of 0.0001. The convergence is questionable.			*	ERROR: The mean parameter is either invalid or at a limit of its range for some observations.					*	ERROR: The mean parameter is either invalid or at a limit of its range for some observations.		
	Other	55	8,7	11	20,0	47	7,5	5	10,6	2,28	Convergence criterion (GCONV=1E-8) satisfied.	0,63	8,23	*	WARNING: The relative Hessian convergence criterion of 0.0181224499 is greater than the limit of 0.0001. The convergence is questionable.			*	ERROR: The mean parameter is either invalid or at a limit of its range for some observations.					*	ERROR: The mean parameter is either invalid or at a limit of its range for some observations.		
	Unknown	26	4,1	10	38,5	15	2,4	2	13,3	5,50	Convergence criterion (GCONV=1E-8) satisfied.	0,60	50,51	*	WARNING: The relative Hessian convergence criterion of 0.1492756639 is greater than the limit of 0.0001. The convergence is questionable.			*	WARNING: The relative Hessian convergence criterion of 0.6599812857 is greater than the limit of 0.0001. The convergence is questionable.					*	WARNING: The relative Hessian convergence criterion of 0.6599812857 is greater than the limit of 0.0001. The convergence is questionable.		
Baseline HbA1c	<=8%	404	63,9	83	20,5	399	63,6	82	20,6	0,99	Convergence criterion (GCONV=1E-8) satisfied.	0,70	1,40	-0,005	Algorithm converged.	-0,059	0,050	1,00	Algorithm converged.	0,76	1,31	0,9474	0,3906	1,00	Algorithm converged.	0,76	1,31
	>8%	221	35,0	51	23,1	222	35,4	44	19,8	1,23	Convergence criterion (GCONV=1E-8) satisfied.	0,78	1,95	0,013	Algorithm converged.	-0,062	0,088	1,23	Algorithm converged.	0,83	1,76	0,3782		0,81	Algorithm converged.	0,57	1,15
	Missing	7	1,1	1	14,3	5	0,8	1	20,0	>999,99	Convergence criterion (GCONV=1E-8) satisfied.	0,00	NE	*	ERROR: The mean parameter is either invalid or at a limit of its range for some observations.			*	ERROR: The mean parameter is either invalid or at a limit of its range for some observations.					*	ERROR: The mean parameter is either invalid or at a limit of its range for some observations.		
Prior IVT anti-VEGF therapy	Yes	133	21,0	33	24,8	137	21,9	25	18,2	1,50	Convergence criterion (GCONV=1E-8) satisfied.	0,83	2,71	0,048	Algorithm converged.	-0,051	0,146	1,45	Algorithm converged.	0,92	2,28	0,1775	0,1688	0,69	Algorithm converged.	0,44	1,09
	No	499	79,0	102	20,4	489	78,0	102	20,9	0,97	Convergence criterion (GCONV=1E-8) satisfied.	0,71	1,32	-0,012	Algorithm converged.	-0,061	0,037	0,99	Algorithm converged.	0,78	1,26	0,8456		1,01	Algorithm converged.	0,79	1,29
Baseline DR severity	<47	365	57,8	76	20,8	361	57,6	58	16,1	1,31	Convergence criterion (GCONV=1E-8) satisfied.	0,89	1,91	0,035	Algorithm converged.	-0,022	0,091	1,30	Algorithm converged.	0,95	1,76	0,1691	0,1465	0,77	Algorithm converged.	0,57	1,05
	47 - 53	198	31,3	42	21,2	208	33,2	53	25,5	0,78	Convergence criterion (GCONV=1E-8) satisfied.	0,48	1,26	-0,058	Algorithm converged.	-0,137	0,021	0,86	Algorithm converged.	0,61	1,21	0,3103		1,14	Algorithm converged.	0,82	1,65
	>53	58	9,2	14	24,1	38	6,1	14	36,8	0,55	Convergence criterion (GCONV=1E-8) satisfied.	0,22	1,37	-0,134	Algorithm converged.	-0,327	0,058	0,62	Algorithm converged.	0,32	1,22	0,1962		1,60	Algorithm converged.	0,82	3,14
	Missing	11	1,7	3	27,3	19	3,0	2	10,5	1,34	Convergence criterion (GCONV=1E-8) satisfied.	0,14	13,13	*	WARNING: The relative Hessian convergence criterion of 2.1297241744 is greater than the limit of 0.0001. The convergence is questionable.			*	ERROR: The mean parameter is either invalid or at a limit of its range for some observations.					*	ERROR: The mean parameter is either invalid or at a limit of its range for some observations.		
Baseline DR severity	<=53	563	89,1	118	21,0	569	90,7	111	19,5	1,07	Convergence criterion (GCONV=1E-8) satisfied.	0,80	1,43	0,005	Algorithm converged.	-0,041	0,051	1,08	Algorithm converged.	0,86	1,36	0,6558	0,3510	0,92	Algorithm converged.	0,73	1,16
	>53	58	9,2	14	24,1	38	6,1	14	36,8	0,55	Convergence criterion (GCONV=1E-8) satisfied.	0,22	1,37	-0,134	Algorithm converged.	-0,327	0,058	0,62	Algorithm converged.	0,32	1,22	0,1962		1,60	Algorithm converged.	0,82	3,14
	Missing	11	1,7	3	27,3	19	3,0	2	10,5	1,34	Convergence criterion (GCONV=1E-8) satisfied.	0,14	13,13	*	WARNING: The relative Hessian convergence criterion of 2.1297241744 is greater than the limit of 0.0001. The convergence is questionable.			*	ERROR: The mean parameter is either invalid or at a limit of its range for some observations.					*	ERROR: The mean parameter is either invalid or at a limit of its range for some observations.		
Medical history: renal disease	Yes	63	10,0	16	25,4	45	7,2	9	20,0	1,40	Convergence criterion (GCONV=1E-8) satisfied.	0,52	3,78	*	WARNING: The relative Hessian convergence criterion of 0.0440233044 is greater than the limit of 0.0001. The convergence is questionable.			1,25	Algorithm converged.	0,63	2,48	0,5070	0,7279	0,80	Algorithm converged.	0,40	1,58
	No	569	90,0	119	20,9	581	92,7	118	20,3	1,05	Convergence criterion (GCONV=1E-8) satisfied.	0,78	1,39	-0,003	Algorithm converged.	-0,049	0,043	1,05	Algorithm converged.	0,84	1,32	0,7594		0,95	Algorithm converged.	0,76	1,19
Medical history: cardiac disease	Yes	511	80,9	114	22,3	498	79,4	98	19,7	1,16	Convergence criterion (GCONV=1E-8) satisfied.	0,85	1,58	0,029	Algorithm converged.	-0,030	0,070	1,13	Algorithm converged.	0,89	1,44	0,3421	0,2871	0,88	Algorithm converged.	0,70	1,12
	No	121	19,1	21	17,4	128	20,4	29	22,7	0,81	Convergence criterion (GCONV=1E-8) satisfied.	0,41	1,58	-0,088	Algorithm converged.	-0,184	0,008	0,87	Algorithm converged.	0,53	1,43	0,5361		1,13	Algorithm converged.	0,69	1,90
Medical history: vascular disease	Yes	92	14,6	24	26,1	98	15,6	29	29,6	0,98	Convergence criterion (GCONV=1E-8) satisfied.	0,51	1,89	-0,035	Algorithm converged.	-0,163	0,092	0,99	Algorithm converged.	0,61	1,59	0,9476	0,4357	1,01	Algorithm converged.	0,63	1,63
	No	540	85,4	111	20,6	528	84,2	98	18,6	1,12	Convergence criterion (GCONV=1E-8) satisfied.	0,83	1,53	0,009	Algorithm converged.	-0,038	0,055	1,12	Algorithm converged.	0,88	1,43	0,4556		0,89	Algorithm converged.	0,70	1,13
Study	Rhine	319	50,5	72	22,6	315	50,2	60	19,0	1,24	Convergence criterion (GCONV=1E-8) satisfied.	0,84	1,83	0,025	Algorithm converged.	-0,036	0,087	1,26	Algorithm converged.	0,89	1,63	0,2742	0,2709	0,83	Algorithm converged.	0,61	1,12
	Yosemite	313	49,5	63	20,1	311	49,6	67	21,5	0,91	Convergence criterion (GCONV=1E-8) satisfied.	0,62	1,33	-0,022	Algorithm converged.	-0,085	0,040	0,95	Algorithm converged.	0,70	1,29	0,6431		1,05	Algorithm converged.	0,78	1,43

Test for interaction based on RR (Log-binomial regression)
* indicates convergence problem. Result is uninterpretable.
Only patients with at least one value are used for analysis. For stratification Asia and rest of the world regions are combined due to a small number of enrolled patients. The stratification factor is excluded if it is the subgroup. OR is computed by stratified analysis, RR and ARD by adjusted analysis.
Early Termination (ET) visit was mapped to closest regular visit.
Treatment policy strategy was applied to non-COVID-19 related and hypothetical strategy was applied to COVID-19 related intercurrent events. COVID-19 related intercurrent events are: Disc. of Treatment due to COVID-19, Prohibited Treatment/Therapy due to COVID-19, Missed Dose at Week 44,48 or 52 due to COVID-19 and COVID-19 Death.
Clinical cut-off: YOSEMITE 01NOV2021 and RHINE 28OCT2021

Program: root/clinical_studies/RO6867461/CDT70122/share/ACE_pool_DME_CSR_Final/prod/program/t_eff_resp.sas
Output: root/clinical_studies/RO6867461/CDT70122/share/ACE_pool_DME_CSR_Final/prod/output_bc/t_eff_resp_sg_str_QSBSF151_W56_PREST_ITBC_OCTNOV2021_DME.xls
27MAR2022 1:14

POPULATION: Intent-to-Treat Population B vs. C
ENDPOINT: Proportion of Patients with a >=15-point improvement from baseline in NEI VFQ-25 Vision Specific Social Functioning subscale throughout the Entire Study
MODEL: Stratified Analysis by Study, Baseline BCVA ETDRS letter score, Prior IVT anti-VEGF therapy, Geographic region (combined)
STUDY: GR40349 & GR40398
Dichotomous Analysis (Efficacy)

		Faricimab (PTI) (N=632)				Aflibercept (N=627)				Faricimab (PTI) vs. Aflibercept															Aflibercept vs. Faricimab (PTI)				
		Patients		Patients with Event		Patients		Patients with Event		Odds Ratio					Absolute Risk Difference				Relative Risk						Relative Risk				
Name	Level	n	%	n	%	n	%	n	%	Odds Ratio		Convergence Reason	95% Lower CL	95% Upper CL	Absolute Risk		Convergence Reason	95% Lower CL	95% Upper CL	Relative Risk		Convergence Reason	95% Lower CL	95% Upper CL	p-value (Cochran-Mantel-Haenszel)	Interaction Test p-value (likelihood ratio)	Relative Risk		Convergence Reason	95% Lower CL	95% Upper CL
All	n/a	632	100,0	147	23,3	626	99,8	144	23,0	1,01		Convergence criterion (GCONV=1E-8) satisfied.	0,78	1,32	-0,003		Algorithm converged.	-0,049	0,043	1,02		Algorithm converged.	0,84	1,25	0,9298		0,98		Algorithm converged.	0,80	1,19
Study	Rhine	319	50,5	80	25,1	315	50,2	66	21,0	1,27		Convergence criterion (GCONV=1E-8) satisfied.	0,87	1,84	0,035		Algorithm converged.	-0,029	0,099	1,21		Algorithm converged.	0,91	1,60	0,2143	0,1007	0,83		Algorithm converged.	0,62	1,10
	Yosemite	313	49,5	67	21,4	311	49,6	78	25,1	0,81		Convergence criterion (GCONV=1E-8) satisfied.	0,55	1,17	-0,042		Algorithm converged.	-0,107	0,023	0,87		Algorithm converged.	0,65	1,15	0,2617		1,15		Algorithm converged.	0,87	1,53

Test for interaction based on RR (Log-binomial regression)
* indicates convergence problem. Result is uninterpretable.
Only patients with at least one value are used for analysis. For stratification Asia and rest of the world regions are combined due to a small number of enrolled patients. The stratification factor is excluded if it is the subgroup. OR is computed by stratified analysis, RR and ARD by adjusted analysis.
Early Termination (ET) visit was mapped to closest regular visit.
Treatment policy strategy was applied to non-COVID-19 related and hypothetical strategy was applied to COVID-19 related intercurrent events. COVID-19 related intercurrent events are: Disc. of Treatment due to COVID-19, Prohibited Treatment/Therapy due to COVID-19, Missed Dose at Week 88,92 or 96 due to COVID-19 and COVID-19 Death.
Clinical cut-off: YOSEMITE 01NOV2021 and RHINE 28OCT2021

Program: root/clinical_studies/RO6867461/CDT70122/share/ACE_pool_DME_CSR_Final/prod/program/t_eff_resp.sas
Output: root/clinical_studies/RO6867461/CDT70122/share/ACE_pool_DME_CSR_Final/prod/output_bc/t_eff_resp_str_QSBSF15I_PREST_ITBC_OCTNOV2021_DME.xls
27MAR2022 6:56

POPULATION: Intent-to-Treat Population B vs. C

ENDPOINT: Proportion of Patients with a >=15-point improvement from baseline in NEI VFQ-25 Vision Specific Social Functioning subscale throughout the Entire Study

MODEL: Adjusted Analysis by Study, Baseline BCVA ETDRS letter score, Prior IVT anti-VEGF therapy, Geographic region

STUDY: GR40349 & GR40398

Forest Plot of Relative Risk

Study	Total n	Aflibercept (N=627) n	Aflibercept (N=627) n Responder	Faricimab (PTI) (N=632) n	Faricimab (PTI) (N=632) n Responder	Relative Risk	95% CI
All Patients	1258	626	144	632	147	1.02	(0.84, 1.25)
Study							
Rhine	634	315	66	319	80	1.21	(0.91, 1.60)
Yosemite	624	311	78	313	67	0.87	(0.65, 1.15)

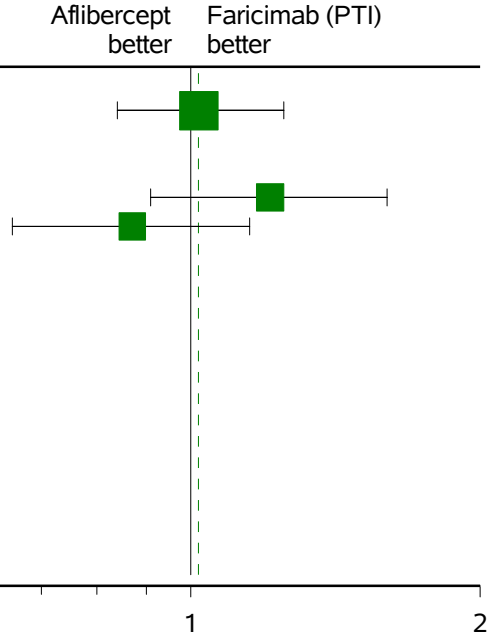

Only patients with at least one value are used for analysis. For adjustment Asia and rest of the world regions are combined due to a small number of enrolled patients.

The adjustment factor is excluded if it is the subgroup.

Early Termination (ET) visit was mapped to closest regular visit.

Treatment policy strategy was applied to non-COVID-19 related and hypothetical strategy was applied to COVID-19 related intercurrent events. COVID-19 related intercurrent events are:

Disc. of Treatment due to COVID-19, Prohibited Treatment/Therapy due to COVID-19, Missed Dose at Week 88,92 or 96 due to COVID-19 and COVID-19 Death.

Clinical cut-off: YOSEMITE 01NOV2021 and RHINE 28OCT2021

Program: root/clinical_studies/RO6867461/CDT70122/share/ACE_pool_DME_Base/prod/program/g_forest_rr.sas

Output: root/clinical_studies/RO6867461/CDT70122/share/ACE_pool_DME_CSR_Final/prod/output_bc/g_forest_rr_str_QSBSF15I_PREST_ITBC_OCTNOV2021_DME.pdf 06OCT2022 19:07

POPULATION: Intent-to-Treat Population B vs. C

ENDPOINT: Proportion of Patients with a >=15-point improvement from baseline in NEI VFQ-25 Vision Specific Social Functioning subscale throughout the Entire Study

MODEL: Stratified Analysis by Study, Baseline BCVA ETDRS letter score, Prior IVT anti-VEGF therapy, Geographic region

STUDY: GR40349 & GR40398

Forest Plot of Odds Ratio

Study	Total n	Aflibercept (N=627) n	Aflibercept (N=627) n Responder	Faricimab (PTI) (N=632) n	Faricimab (PTI) (N=632) n Responder	Odds Ratio	95% CI
All Patients	1258	626	144	632	147	1.01	(0.78, 1.32)
Study							
Rhine	634	315	66	319	80	1.27	(0.87, 1.84)
Yosemite	624	311	78	313	67	0.81	(0.55, 1.17)

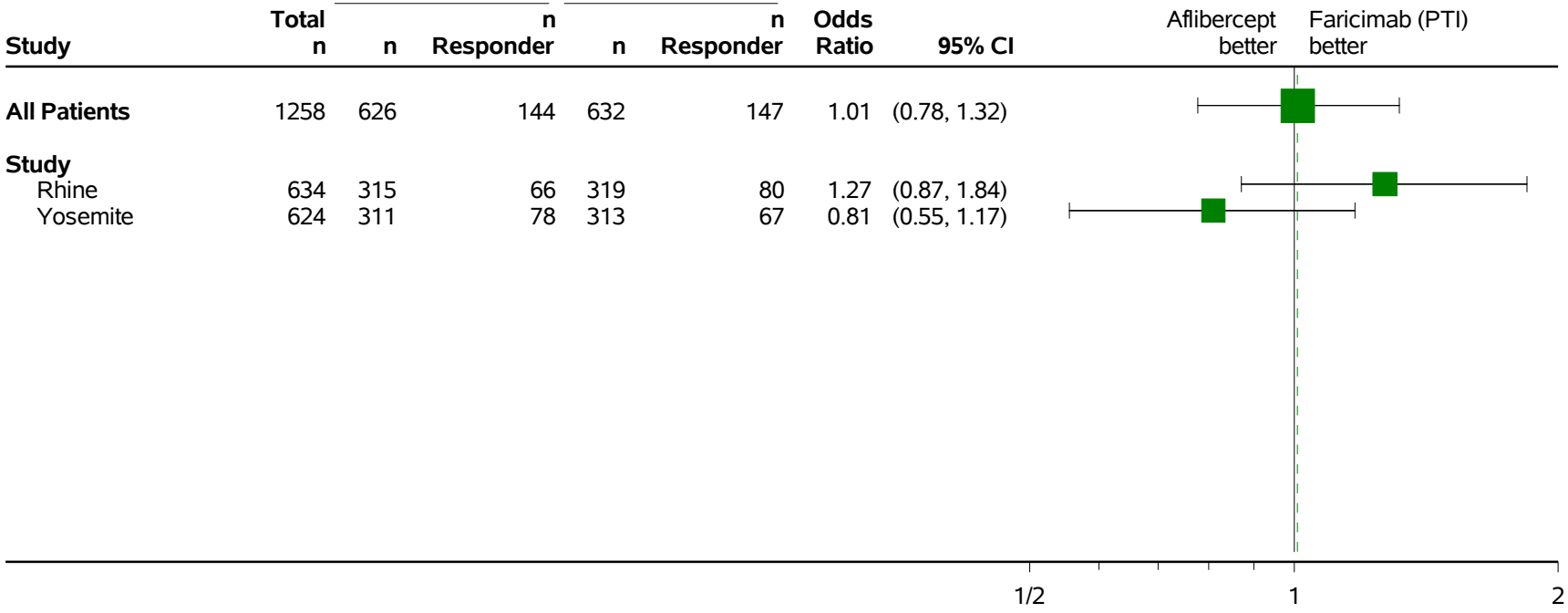

Only patients with at least one value are used for analysis. For stratification Asia and rest of the world regions are combined due to a small number of enrolled patients.

Early Termination (ET) visit was mapped to closest regular visit.

Treatment policy strategy was applied to non-COVID-19 related and hypothetical strategy was applied to COVID-19 related intercurrent events. COVID-19 related intercurrent events are:
Disc. of Treatment due to COVID-19, Prohibited Treatment/Therapy due to COVID-19, Missed Dose at Week 88,92 or 96 due to COVID-19 and COVID-19 Death.

Clinical cut-off: YOSEMITE 01NOV2021 and RHINE 28OCT2021

Program: root/clinical_studies/RO6867461/CDT70122/share/ACE_pool_DME_Base/prod/program/g_forest_or.sas
Output: root/clinical_studies/RO6867461/CDT70122/share/ACE_pool_DME_CSR_Final/prod/output_bc/g_forest_or_str_QSBSF15I_PREST_ITBC_OCTNOV2021_DME.pdf 30SEP2022 14:06

POPULATION: Intent-to-Treat Population B vs. C
ENDPOINT: Proportion of Patients with a >=15-point improvement from baseline in NEI VFQ-25 Vision Specific Social Functioning subscale throughout the Entire Study
MODEL: Stratified Analysis by Study, Baseline BCVA ETDRS letter score, Prior IVT anti-VEGF therapy, Geographic region (combined)
STUDY: GR40349 & GR40398
Dichotomous Analysis by Subgroups (Efficacy)

		Faricimab (PTI) (N=632)				Aflibercept (N=627)				Faricimab (PTI) vs. Aflibercept														Aflibercept vs. Faricimab (PTI)			
		Patients		Patients with Event		Patients		Patients with Event		Odds Ratio					Absolute Risk Difference				Relative Risk					Relative Risk			
Name	Level	n	%	n	%	n	%	n	%	Odds Ratio	Convergence Reason	95% Lower CL	95% Upper CL	Absolute Risk	Convergence Reason	95% Lower CL	95% Upper CL	Relative Risk	Convergence Reason	95% Lower CL	95% Upper CL	(Cochran-Mantel-Haenszel)	Interaction Test p-value (likelihood ratio)	Relative Risk	Convergence Reason	95% Lower CL	95% Upper CL
All	n/a	632	100,0	147	23,3	626	99,8	144	23,0	1,01	Convergence criterion (GCONV=1E-8) satisfied.	0,78	1,32	+0,003	Algorithm converged.	-0,049	0,043	1,02	Algorithm converged.	0,84	1,25	0,9298		0,98	Algorithm converged.	0,80	1,19
Sex	Male	396	62,7	90	22,7	364	58,1	80	22,0	1,04	Convergence criterion (GCONV=1E-8) satisfied.	0,74	1,47	0,000	Algorithm converged.	-0,058	0,057	1,04	Algorithm converged.	0,80	1,35	0,8139	0,8846	0,96	Algorithm converged.	0,74	1,25
	Female	236	37,3	57	24,2	262	41,8	64	24,4	0,98	Convergence criterion (GCONV=1E-8) satisfied.	0,65	1,48	+0,008	Algorithm converged.	-0,083	0,067	1,00	Algorithm converged.	0,73	1,36	0,9227		1,00	Algorithm converged.	0,74	1,37
Age	< 65 years	352	55,7	81	23,0	363	57,9	79	21,8	1,11	Convergence criterion (GCONV=1E-8) satisfied.	0,78	1,59	0,009	Algorithm converged.	-0,050	0,068	1,12	Algorithm converged.	0,86	1,47	0,5553	0,3945	0,89	Algorithm converged.	0,68	1,17
	>= 65 years	280	44,3	66	23,6	263	41,9	65	24,7	0,94	Convergence criterion (GCONV=1E-8) satisfied.	0,63	1,39	+0,017	Algorithm converged.	-0,089	0,055	0,95	Algorithm converged.	0,70	1,28	0,7411		1,06	Algorithm converged.	0,78	1,42
Age	< 75 years	577	91,3	136	23,6	571	91,1	126	22,1	1,09	Convergence criterion (GCONV=1E-8) satisfied.	0,83	1,44	0,008	Algorithm converged.	-0,040	0,055	1,09	Algorithm converged.	0,88	1,35	0,5331	0,0626	0,92	Algorithm converged.	0,76	1,13
	>= 75 years	55	8,7	11	20,0	55	8,8	18	32,7	0,42	Convergence criterion (GCONV=1E-8) satisfied.	0,17	1,04	-0,128	Algorithm converged.	-0,294	0,037	0,60	Algorithm converged.	0,31	1,16	0,0573		1,66	Algorithm converged.	0,83	3,20
Baseline BCVA ETDRS letter score	< 64 letters	281	44,5	90	32,0	284	45,3	79	27,8	1,22	Convergence criterion (GCONV=1E-8) satisfied.	0,85	1,74	0,041	Algorithm converged.	-0,035	0,116	1,16	Algorithm converged.	0,90	1,49	0,2859	0,1550	0,86	Algorithm converged.	0,67	1,11
	>= 64 letters	349	55,2	57	16,3	342	54,5	65	19,0	0,83	Convergence criterion (GCONV=1E-8) satisfied.	0,56	1,23	-0,029	Algorithm converged.	-0,085	0,029	0,85	Algorithm converged.	0,62	1,19	0,3465		1,16	Algorithm converged.	0,84	1,61
	Missing	2	0,3	0	0,0	0	0,0	0	0,0	NE	NE	NE	NE	NE	NE	NE	NE	NE	NE	NE	NE	NE		NE	NE	NE	NE
Geographic region	Europe	219	34,7	45	20,5	219	34,9	54	24,7	0,78	Convergence criterion (GCONV=1E-8) satisfied.	0,49	1,22	-0,033	Algorithm converged.	-0,111	0,045	0,81	Algorithm converged.	0,57	1,14	0,2742	0,1596	1,24	Algorithm converged.	0,88	1,76
	America	344	54,4	86	25,0	339	54,1	80	23,6	1,07	Convergence criterion (GCONV=1E-8) satisfied.	0,75	1,53	+0,002	Algorithm converged.	-0,064	0,061	1,10	Algorithm converged.	0,85	1,43	0,6891		0,91	Algorithm converged.	0,70	1,18
	Asia Pacific (inc. Australia)	69	10,9	16	23,2	68	10,8	10	14,7	1,74	Convergence criterion (GCONV=1E-8) satisfied.	0,72	4,20	0,084	Algorithm converged.	-0,043	0,211	1,66	Algorithm converged.	0,82	3,38	0,2134		0,60	Algorithm converged.	0,30	1,22
Race/ethnicity	White	489	77,4	107	21,9	505	80,5	127	25,1	0,82	Convergence criterion (GCONV=1E-8) satisfied.	0,61	1,10	+0,032	Algorithm converged.	-0,083	0,020	0,87	Algorithm converged.	0,70	1,09	0,1866	0,0217	1,14	Algorithm converged.	0,92	1,43
	Asian	62	9,8	17	27,4	59	9,4	9	15,3	1,66	Convergence criterion (GCONV=1E-8) satisfied.	0,67	4,15	0,131	Algorithm converged.	-0,016	0,277	1,86	Algorithm converged.	0,90	3,84	0,2725		0,84	Algorithm converged.	0,26	1,12
	Other	55	8,7	13	23,6	47	7,5	5	10,6	2,76	Convergence criterion (GCONV=1E-8) satisfied.	0,80	9,51	*	WARNING: The relative Hessian convergence criterion of 0.0186114694 is greater than the limit of 0.0001. The convergence is questionable.			*	WARNING: The relative Hessian convergence criterion of 0.0040238482 is greater than the limit of 0.0001. The convergence is questionable.					*	WARNING: The relative Hessian convergence criterion of 0.0040238482 is greater than the limit of 0.0001. The convergence is questionable.		
	Unknown	26	4,1	10	38,5	15	2,4	3	20,0	2,44	Convergence criterion (GCONV=1E-8) satisfied.	0,43	13,76	0,128	Algorithm converged.	-0,156	0,412	*	WARNING: The relative Hessian convergence criterion of 0.5967765212 is greater than the limit of 0.0001. The convergence is questionable.					*	WARNING: The relative Hessian convergence criterion of 0.5967765212 is greater than the limit of 0.0001. The convergence is questionable.		
Baseline HbA1c	<=8%	404	63,9	92	22,8	399	63,6	90	22,6	1,01	Convergence criterion (GCONV=1E-8) satisfied.	0,72	1,41	-0,001	Algorithm converged.	-0,068	0,056	1,01	Algorithm converged.	0,78	1,30	0,9560	0,7508	0,99	Algorithm converged.	0,77	1,28
	>8%	221	35,0	54	24,4	222	35,4	52	23,4	1,08	Convergence criterion (GCONV=1E-8) satisfied.	0,69	1,68	+0,002	Algorithm converged.	-0,080	0,077	1,08	Algorithm converged.	0,78	1,51	0,7426		0,92	Algorithm converged.	0,66	1,28
	Missing	7	1,1	1	14,3	5	0,8	2	40,0	>999.99	Convergence criterion (GCONV=1E-8) satisfied.	0,00	NE	*	ERROR: The mean parameter is either invalid or at a limit of its range for some observations.			*	WARNING: The relative Hessian convergence criterion of 315275751.85 is greater than the limit of 0.0001. The convergence is questionable.					*	WARNING: The relative Hessian convergence criterion of 315275751.85 is greater than the limit of 0.0001. The convergence is questionable.		
Prior IVT anti-VEGF therapy	Yes	133	21,0	33	24,8	137	21,9	28	20,4	1,30	Convergence criterion (GCONV=1E-8) satisfied.	0,73	2,31	0,026	Algorithm converged.	-0,073	0,125	1,29	Algorithm converged.	0,83	2,00	0,3765	0,2856	0,78	Algorithm converged.	0,50	1,20
	No	499	79,0	114	22,8	489	78,0	116	23,7	0,93	Convergence criterion (GCONV=1E-8) satisfied.	0,70	1,27	-0,014	Algorithm converged.	-0,066	0,037	0,97	Algorithm converged.	0,78	1,21	0,7168		1,03	Algorithm converged.	0,82	1,29
Baseline DR severity	<47	365	57,8	83	22,7	361	57,6	63	17,5	1,33	Convergence criterion (GCONV=1E-8) satisfied.	0,92	1,92	0,040	Algorithm converged.	-0,019	0,098	1,31	Algorithm converged.	0,98	1,75	0,1326	0,0396	0,76	Algorithm converged.	0,57	1,02
	47 - 53	198	31,3	44	22,2	208	33,2	64	30,8	0,64	Convergence criterion (GCONV=1E-8) satisfied.	0,40	1,01	-0,091	Algorithm converged.	-0,173	-0,010	0,74	Algorithm converged.	0,54	1,03	0,0557		1,34	Algorithm converged.	0,97	1,85
	>53	58	9,2	17	29,3	38	6,1	14	36,8	0,69	Convergence criterion (GCONV=1E-8) satisfied.	0,28	1,67	-0,071	Algorithm converged.	-0,265	0,124	0,79	Algorithm converged.	0,42	1,49	0,4069		1,24	Algorithm converged.	0,67	2,37
	Missing	11	1,7	3	27,3	19	3,0	3	15,8	1,34	Convergence criterion (GCONV=1E-8) satisfied.	0,14	13,13	*	WARNING: The relative Hessian convergence criterion of 0.9347936837 is greater than the limit of 0.0001. The convergence is questionable.			*	ERROR: The mean parameter is either invalid or at a limit of its range for some observations.					*	ERROR: The mean parameter is either invalid or at a limit of its range for some observations.		
Baseline DR severity	<=53	563	89,1	127	22,6	569	90,7	127	22,3	0,99	Convergence criterion (GCONV=1E-8) satisfied.	0,75	1,31	-0,004	Algorithm converged.	-0,051	0,043	1,02	Algorithm converged.	0,82	1,26	0,9460	0,8334	0,98	Algorithm converged.	0,79	1,22
	>53	58	9,2	17	29,3	38	6,1	14	36,8	0,69	Convergence criterion (GCONV=1E-8) satisfied.	0,28	1,67	-0,071	Algorithm converged.	-0,265	0,124	0,79	Algorithm converged.	0,42	1,49	0,4069		1,24	Algorithm converged.	0,67	2,37
	Missing	11	1,7	3	27,3	19	3,0	3	15,8	1,34	Convergence criterion (GCONV=1E-8) satisfied.	0,14	13,13	*	WARNING: The relative Hessian convergence criterion of 0.9347936837 is greater than the limit of 0.0001. The convergence is questionable.			*	ERROR: The mean parameter is either invalid or at a limit of its range for some observations.					*	ERROR: The mean parameter is either invalid or at a limit of its range for some observations.		
Medical history: renal disease	Yes	63	10,0	16	25,4	45	7,2	10	22,2	1,18	Convergence criterion (GCONV=1E-8) satisfied.	0,43	3,11	*	WARNING: The relative Hessian convergence criterion of 0.0407846437 is greater than the limit of 0.0001. The convergence is questionable.			1,13	Algorithm converged.	0,80	2,16	0,7346	0,8751	0,88	Algorithm converged.	0,48	1,68
	No	569	90,0	131	23,0	581	92,7	134	23,1	1,01	Convergence criterion (GCONV=1E-8) satisfied.	0,74	1,33	+0,008	Algorithm converged.	-0,054	0,042	1,02	Algorithm converged.	0,82	1,25	0,9650		0,98	Algorithm converged.	0,80	1,21
Medical history: cardiac disease	Yes	511	80,9	123	24,1	498	79,4	112	22,5	1,08	Convergence criterion (GCONV=1E-8) satisfied.	0,80	1,45	0,011	Algorithm converged.	-0,041	0,062	1,06	Algorithm converged.	0,85	1,33	0,6097	0,4052	0,94	Algorithm converged.	0,75	1,17
	No	121	19,1	24	19,8	128	20,4	32	25,0	0,84	Convergence criterion (GCONV=1E-8) satisfied.	0,44	1,59	-0,066	Algorithm converged.	-0,168	0,035	0,87	Algorithm converged.	0,54	1,38	0,5885		1,15	Algorithm converged.	0,72	1,84
Medical history: vascular disease	Yes	92	14,6	24	26,1	98	15,6	31	31,6	0,91	Convergence criterion (GCONV=1E-8) satisfied.	0,48	1,74	-0,054	Algorithm converged.	-0,182	0,073	0,92	Algorithm converged.	0,58	1,47	0,7791	0,3397	1,08	Algorithm converged.	0,68	1,73
	No	540	85,4	123	22,8	528	84,2	113	21,4	1,08	Convergence criterion (GCONV=1E-8) satisfied.	0,80	1,44	0,006	Algorithm converged.	-0,043	0,054	1,08	Algorithm converged.	0,86	1,35	0,6232		0,93	Algorithm converged.	0,74	1,16
Study	Rhine	319	50,5	80	25,1	315	50,2	66	21,0	1,27	Convergence criterion (GCONV=1E-8) satisfied.	0,87	1,84	0,035	Algorithm converged.	-0,029	0,099	1,21	Algorithm converged.	0,91	1,60	0,2143	0,1007	0,83	Algorithm converged.	0,62	1,10
	Yosemite	313	49,5	67	21,4	311	49,6	78	25,1	0,81	Convergence criterion (GCONV=1E-8) satisfied.	0,55	1,17	-0,042	Algorithm converged.	-0,107	0,023	0,87	Algorithm converged.	0,65	1,15	0,2617		1,15	Algorithm converged.	0,87	1,53

Test for interaction based on RR (Log-binomial regression)
* indicates convergence problem. Result is uninterpretable.
Only patients with at least one value are used for analysis. For stratification Asia and rest of the world regions are combined due to a small number of enrolled patients. The stratification factor is excluded if it is the subgroup. OR is computed by stratified analysis, RR and ARD by adjusted analysis.
Early Termination (ET) visit was mapped to closest regular visit.
Treatment policy strategy was applied to non-COVID-19 related and hypothetical strategy was applied to COVID-19 related intercurrent events. COVID-19 related intercurrent events are: Disc. of Treatment due to COVID-19, Prohibited Treatment/Therapy due to COVID-19, Missed Dose at Week 88,92 or 96 due to COVID-19 and COVID-19 Death.
Clinical cut-off: YOSEMITE 01NOV2021 and RHINE 28OCT2021

Program: root/clinical_studies/RO6867461/CDT70122/share/ACE_pool_DME_CSR_Final/prod/program/t_eff_resp.sas
Output: root/clinical_studies/RO6867461/CDT70122/share/ACE_pool_DME_CSR_Final/prod/output_bc/t_eff_resp_ag_str_QSBSF15I_PREST_ITBC_OCTNOV2021_DME.xls
27MAR2022 1:23

POPULATION: Intent-to-Treat Population B vs. C
ENDPOINT: Proportion of Patients with a >=4-point improvement from baseline in NEI VFQ-25 Vision Specific Social Functioning subscale through Week 56
MODEL: Stratified Analysis by Study, Baseline BCVA ETDRS letter score, Prior IVT anti-VEGF therapy, Geographic region (combined)
STUDY: GR40349 & GR40398
Dichotomous Analysis (Efficacy)

		Faricimab (PTI) (N=632)				Aflibercept (N=627)				Faricimab (PTI) vs. Aflibercept																	Aflibercept vs. Faricimab (PTI)				
		Patients		Patients with Event		Patients		Patients with Event		Odds Ratio					Absolute Risk Difference				Relative Risk								Relative Risk				
Name	Level	n	%	n	%	n	%	n	%	Odds Ratio		Convergence Reason	95% Lower CL	95% Upper CL	Absolute Risk		Convergence Reason	95% Lower CL	95% Upper CL	Relative Risk		Convergence Reason	95% Lower CL	95% Upper CL	p-value (Cochran Mantel-Haenszel)	Interaction Test p-value (likelihood ratio)	Relative Risk		Convergence Reason	95% Lower CL	95% Upper CL
All	n/a	632	100,0	242	38,3	626	99,8	230	36,7	1,07		Convergence criterion (GCONV=1E-8) satisfied.	0,85	1,34	0,013		Algorithm converged.	-0,040	0,066	1,05		Algorithm converged.	0,92	1,21	0,5855		0,95		Algorithm converged.	0,82	1,09
Study	Rhine	319	50,5	119	37,3	315	50,2	109	34,6	1,12		Convergence criterion (GCONV=1E-8) satisfied.	0,81	1,56	0,022		Algorithm converged.	-0,052	0,096	1,10		Algorithm converged.	0,89	1,35	0,4876	0,5471	0,91		Algorithm converged.	0,74	1,12
	Yosemite	313	49,5	123	39,3	311	49,6	121	38,9	1,01		Convergence criterion (GCONV=1E-8) satisfied.	0,73	1,40	0,003		Algorithm converged.	-0,073	0,079	1,01		Algorithm converged.	0,83	1,23	0,9373		0,99		Algorithm converged.	0,81	1,20

Test for interaction based on RR (Log-binomial regression)
* indicates convergence problem. Result is uninterpretable.
Only patients with at least one value are used for analysis. For stratification Asia and rest of the world regions are combined due to a small number of enrolled patients. The stratification factor is excluded if it is the subgroup. OR is computed by stratified analysis, RR and ARD by adjusted analysis.
Early Termination (ET) visit was mapped to closest regular visit.
Treatment policy strategy was applied to non-COVID-19 related and hypothetical strategy was applied to COVID-19 related intercurrent events. COVID-19 related intercurrent events are: Disc. of Treatment due to COVID-19, Prohibited Treatment/Therapy due to COVID-19, Missed Dose at Week 44,48 or 52 due to COVID-19 and COVID-19 Death.
Clinical cut-off: YOSEMITE 01NOV2021 and RHINE 28OCT2021

Program: root/clinical_studies/RO6867461/CDT70122/share/ACE_pool_DME_CSR_Final/prod/program/t_eff_resp.sas
Output: root/clinical_studies/RO6867461/CDT70122/share/ACE_pool_DME_CSR_Final/prod/output_bc/t_eff_resp_str_QSBSF4I_W56_PREST_ITBC_OCTNOV2021_DME.xls
27MAR2022 4:47

POPULATION: Intent-to-Treat Population B vs. C
ENDPOINT: Proportion of Patients with a >=4-point improvement from baseline in NEI VFQ-25 Vision Specific Social Functioning subscale through Week 56
MODEL: Adjusted Analysis by Study, Baseline BCVA ETDRS letter score, Prior IVT anti-VEGF therapy, Geographic region
STUDY: GR40349 & GR40398
Forest Plot of Relative Risk

Study	Total n	Aflibercept (N=627) n	Aflibercept (N=627) n Responder	Faricimab (PTI) (N=632) n	Faricimab (PTI) (N=632) n Responder	Relative Risk	95% CI
All Patients	1258	626	230	632	242	1.05	(0.92, 1.21)
Study							
Rhine	634	315	109	319	119	1.10	(0.89, 1.35)
Yosemite	624	311	121	313	123	1.01	(0.83, 1.23)

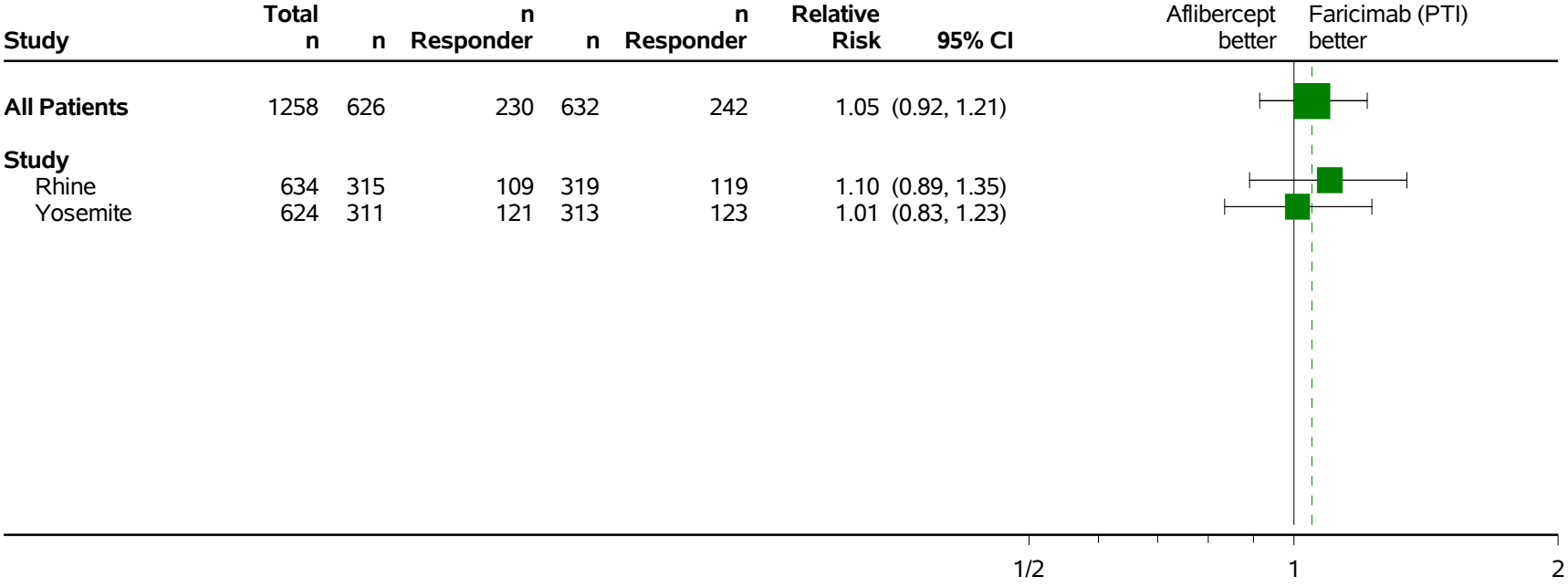

Only patients with at least one value are used for analysis. For adjustment Asia and rest of the world regions are combined due to a small number of enrolled patients.
The adjustment factor is excluded if it is the subgroup.
Early Termination (ET) visit was mapped to closest regular visit.
Treatment policy strategy was applied to non-COVID-19 related and hypothetical strategy was applied to COVID-19 related intercurrent events. COVID-19 related intercurrent events are:
Disc. of Treatment due to COVID-19, Prohibited Treatment/Therapy due to COVID-19, Missed Dose at Week 44,48 or 52 due to COVID-19 and COVID-19 Death.
Clinical cut-off: YOSEMITE 01NOV2021 and RHINE 28OCT2021
Program: root/clinical_studies/RO6867461/CDT70122/share/ACE_pool_DME_Base/prod/program/g_forest_rr.sas
Output: root/clinical_studies/RO6867461/CDT70122/share/ACE_pool_DME_CSR_Final/prod/output_bc/g_forest_rr_str_QSBSF4I_W56_PREST_ITBC_OCTNOV2021_DME.pdf 06OCT2022 18:28

POPULATION: Intent-to-Treat Population B vs. C
ENDPOINT: Proportion of Patients with a >=4-point improvement from baseline in NEI VFQ-25 Vision Specific Social Functioning subscale through Week 56
MODEL: Stratified Analysis by Study, Baseline BCVA ETDRS letter score, Prior IVT anti-VEGF therapy, Geographic region
STUDY: GR40349 & GR40398
Forest Plot of Odds Ratio

Study	Total n	Aflibercept (N=627) n	Aflibercept (N=627) n Responder	Faricimab (PTI) (N=632) n	Faricimab (PTI) (N=632) n Responder	Odds Ratio	95% CI
All Patients	1258	626	230	632	242	1.07	(0.85, 1.34)
Study							
Rhine	634	315	109	319	119	1.12	(0.81, 1.56)
Yosemite	624	311	121	313	123	1.01	(0.73, 1.40)

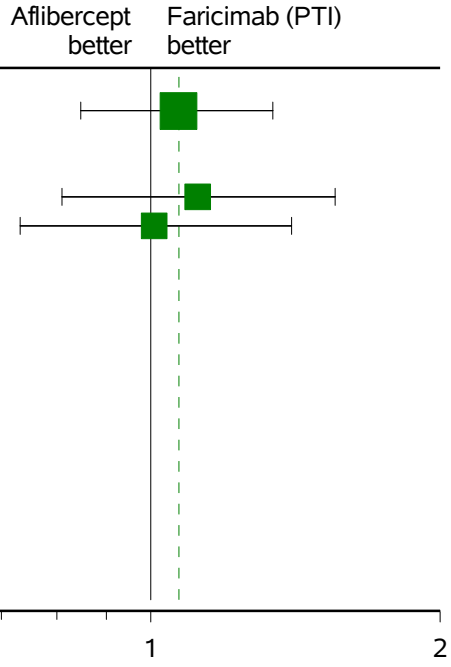

Only patients with at least one value are used for analysis. For stratification Asia and rest of the world regions are combined due to a small number of enrolled patients.
Early Termination (ET) visit was mapped to closest regular visit.
Treatment policy strategy was applied to non-COVID-19 related and hypothetical strategy was applied to COVID-19 related intercurrent events. COVID-19 related intercurrent events are:
Disc. of Treatment due to COVID-19, Prohibited Treatment/Therapy due to COVID-19, Missed Dose at Week 44,48 or 52 due to COVID-19 and COVID-19 Death.
Clinical cut-off: YOSEMITE 01NOV2021 and RHINE 28OCT2021
Program: root/clinical_studies/RO6867461/CDT70122/share/ACE_pool_DME_Base/prod/program/g_forest_or.sas
Output: root/clinical_studies/RO6867461/CDT70122/share/ACE_pool_DME_CSR_Final/prod/output_bc/g_forest_or_str_QSBSF4I_W56_PREST_ITBC_OCTNOV2021_DME.pdf 30SEP2022 13:17

POPULATION: Intent-to-Treat Population B vs. C
ENDPOINT: Proportion of Patients with a >=4-point improvement from baseline in NEI VFQ-25 Vision Specific Social Functioning subscale through Week 56
MODEL: Stratified Analysis by Study, Baseline BCVA ETDRS letter score, Prior IVT anti-VEGF therapy, Geographic region (combined)
STUDY: GR40349 & GR40398
Dichotomous Analysis by Subgroups (Efficacy)

		Faricimab (PTI) (N=632)				Aflibercept (N=627)				Faricimab (PTI) vs. Aflibercept															Aflibercept vs. Faricimab (PTI)					
		Patients		Patients with Event		Patients		Patients with Event		Odds Ratio				Absolute Risk Difference					Relative Risk						Relative Risk					
Name	Level	n	%	n	%	n	%	n	%	Odds Ratio	Convergence Reason	95% Lower CL	95% Upper CL	Absolute Risk	Convergence Reason	95% Lower CL	95% Upper CL	Relative Risk	Convergence Reason	95% Lower CL	95% Upper CL	p-value (Cochran-Mantel Haenszel)	Interaction Test p-value (likelihood ratio)	Relative Risk	Convergence Reason	95% Lower CL	95% Upper CL
All	n/a	632	100,0	242	38,3	626	99,8	230	36,7	1,07	Convergence criterion (GCONV=1E-8) satisfied.	0,85	1,34	0,013	Algorithm converged.	-0,040	0,066	1,05	Algorithm converged.	0,92	1,21	0,5855		0,95	Algorithm converged.	0,82	1,09
Sex	Male	396	62,7	142	35,9	364	58,1	135	37,1	0,94	Convergence criterion (GCONV=1E-8) satisfied.	0,70	1,27	-0,018	Algorithm converged.	-0,086	0,049	0,97	Algorithm converged.	0,81	1,17	0,6871	0,1736	1,03	Algorithm converged.	0,86	1,24
	Female	236	37,3	100	42,4	262	41,8	95	36,3	1,26	Convergence criterion (GCONV=1E-8) satisfied.	0,88	1,81	0,058	Algorithm converged.	-0,027	0,144	1,18	Algorithm converged.	0,95	1,47	0,2071		0,85	Algorithm converged.	0,68	1,05
Age	< 65 years	352	55,7	131	37,2	363	57,9	126	34,7	1,13	Convergence criterion (GCONV=1E-8) satisfied.	0,83	1,54	0,023	Algorithm converged.	-0,048	0,092	1,13	Algorithm converged.	0,93	1,37	0,4295	0,4351	0,89	Algorithm converged.	0,73	1,08
	>= 65 years	280	44,3	111	39,6	263	41,9	104	39,5	1,01	Convergence criterion (GCONV=1E-8) satisfied.	0,71	1,44	0,003	Algorithm converged.	-0,078	0,085	1,02	Algorithm converged.	0,83	1,25	0,9427		0,98	Algorithm converged.	0,80	1,21
Age	< 75 years	577	91,3	223	38,6	571	91,1	208	36,4	1,10	Convergence criterion (GCONV=1E-8) satisfied.	0,86	1,40	0,019	Algorithm converged.	-0,036	0,075	1,08	Algorithm converged.	0,93	1,25	0,4468	0,3115	0,93	Algorithm converged.	0,80	1,07
	>= 75 years	55	8,7	19	34,5	55	8,8	22	40,0	0,68	Convergence criterion (GCONV=1E-8) satisfied.	0,31	1,47	-0,055	Algorithm converged.	-0,236	0,127	0,87	Algorithm converged.	0,53	1,42	0,3212		1,16	Algorithm converged.	0,71	1,89
Baseline BCVA ETDRS letter score	< 64 letters	281	44,5	138	49,1	284	45,3	116	40,8	1,39	Convergence criterion (GCONV=1E-8) satisfied.	1,00	1,94	0,084	Algorithm converged.	0,002	0,165	1,19	Algorithm converged.	0,99	1,43	0,0507	0,0487	0,84	Algorithm converged.	0,70	1,01
	>= 64 letters	349	55,2	104	29,8	342	54,5	114	33,3	0,85	Convergence criterion (GCONV=1E-8) satisfied.	0,61	1,17	-0,038	Algorithm converged.	-0,107	0,031	0,90	Algorithm converged.	0,72	1,12	0,3049		1,13	Algorithm converged.	0,89	1,38
	Missing	2	0,3	0	0,0	0	0,0	0	0,0	NE	NE	NE	NE	NE	NE	NE	NE	NE	NE	NE	NE	NE		NE	NE	NE	NE
Geographic region	Europe	219	34,7	75	34,2	219	34,9	84	38,4	0,82	Convergence criterion (GCONV=1E-8) satisfied.	0,55	1,22	-0,042	Algorithm converged.	-0,131	0,048	0,88	Algorithm converged.	0,69	1,12	0,3261	0,1399	1,14	Algorithm converged.	0,89	1,46
	America	344	54,4	140	40,7	339	54,1	127	37,5	1,14	Convergence criterion (GCONV=1E-8) satisfied.	0,84	1,56	0,028	Algorithm converged.	-0,044	0,100	1,11	Algorithm converged.	0,92	1,34	0,3997		0,90	Algorithm converged.	0,75	1,08
	Asia Pacific (inc. Australia)	69	10,9	27	39,1	68	10,8	19	27,9	1,40	Convergence criterion (GCONV=1E-8) satisfied.	0,82	3,51	0,137	Algorithm converged.	-0,019	0,292	1,45	Algorithm converged.	0,91	2,33	0,1555		0,69	Algorithm converged.	0,43	1,10
Race/ethnicity	White	489	77,4	183	37,4	505	80,5	187	37,0	1,01	Convergence criterion (GCONV=1E-8) satisfied.	0,78	1,31	0,003	Algorithm converged.	-0,057	0,062	1,02	Algorithm converged.	0,87	1,19	0,9520	0,4725	0,98	Algorithm converged.	0,84	1,15
	Asian	62	9,8	27	43,5	59	9,4	19	32,2	1,78	Convergence criterion (GCONV=1E-8) satisfied.	0,80	3,96	0,142	Algorithm converged.	-0,026	0,310	1,34	Algorithm converged.	0,85	2,11	0,1538		0,75	Algorithm converged.	0,47	1,18
	Other	55	8,7	21	38,2	47	7,5	17	36,2	0,90	Convergence criterion (GCONV=1E-8) satisfied.	0,37	2,18	0,016	Algorithm converged.	-0,168	0,197	1,16	Algorithm converged.	0,63	2,06	0,8144		0,87	Algorithm converged.	0,49	1,54
	Unknown	26	4,1	11	42,3	15	2,4	7	46,7	0,72	Convergence criterion (GCONV=1E-8) satisfied.	0,17	3,10	-0,023	Algorithm converged.	-0,331	0,284	*	WARNING: The relative Hessian convergence criterion of 0.3431350289 is greater than the limit of 0.0001. The convergence is questionable.					*	WARNING: The relative Hessian convergence criterion of 0.3431350289 is greater than the limit of 0.0001. The convergence is questionable.		
Baseline HbA1c	<=8%	404	63,9	149	36,9	399	63,6	142	35,6	1,03	Convergence criterion (GCONV=1E-8) satisfied.	0,78	1,40	0,009	Algorithm converged.	-0,057	0,075	1,01	Algorithm converged.	0,87	1,29	0,7538	0,7801	0,96	Algorithm converged.	0,80	1,15
	>8%	221	35,0	91	41,2	222	35,4	85	38,3	1,17	Convergence criterion (GCONV=1E-8) satisfied.	0,77	1,66	0,025	Algorithm converged.	-0,064	0,115	1,10	Algorithm converged.	0,88	1,38	0,5290		0,91	Algorithm converged.	0,72	1,14
	Missing	7	1,1	2	28,6	5	0,8	3	60,0		* NE				* ERROR: The mean parameter is either invalid or at a limit of its range for some observations.				* WARNING: Negative of Hessian not positive definite.						* WARNING: Negative of Hessian not positive definite.		
Prior IVT anti-VEGF therapy	Yes	133	21,0	52	39,1	137	21,9	43	31,4	1,41	Convergence criterion (GCONV=1E-8) satisfied.	0,85	2,34	0,074	Algorithm converged.	-0,038	0,187	1,26	Algorithm converged.	0,91	1,75	0,1775	0,2059	0,79	Algorithm converged.	0,57	1,08
	No	499	79,0	190	38,1	489	78,0	187	38,2	0,98	Convergence criterion (GCONV=1E-8) satisfied.	0,76	1,28	-0,006	Algorithm converged.	-0,066	0,054	1,01	Algorithm converged.	0,86	1,18	0,9262		0,99	Algorithm converged.	0,85	1,16
Baseline DR severity	<47	365	57,8	134	36,7	361	57,6	114	31,6	1,21	Convergence criterion (GCONV=1E-8) satisfied.	0,88	1,64	0,045	Algorithm converged.	-0,024	0,114	1,16	Algorithm converged.	0,94	1,42	0,2367	0,3913	0,86	Algorithm converged.	0,71	1,06
	47 - 53	198	31,3	80	40,4	208	33,2	92	44,2	0,88	Convergence criterion (GCONV=1E-8) satisfied.	0,59	1,31	-0,037	Algorithm converged.	-0,132	0,057	0,94	Algorithm converged.	0,75	1,17	0,5280		1,06	Algorithm converged.	0,75	1,33
	>53	58	9,2	25	43,1	38	6,1	18	47,4	0,80	Convergence criterion (GCONV=1E-8) satisfied.	0,35	1,85	-0,024	Algorithm converged.	-0,231	0,184	0,89	Algorithm converged.	0,53	1,48	0,6063		1,13	Algorithm converged.	0,68	1,88
	Missing	11	1,7	3	27,3	19	3,0	6	31,6	0,88	Convergence criterion (GCONV=1E-8) satisfied.	0,12	6,60	*	ERROR: The mean parameter is either invalid or at a limit of its range for some observations.			*	WARNING: The relative Hessian convergence criterion of 0.0060236099 is greater than the limit of 0.0001. The convergence is questionable.					*	WARNING: The relative Hessian convergence criterion of 0.0060236099 is greater than the limit of 0.0001. The convergence is questionable.		
Baseline DR severity	<=53	563	89,1	214	38,0	569	90,7	206	36,2	1,06	Convergence criterion (GCONV=1E-8) satisfied.	0,83	1,35	0,013	Algorithm converged.	-0,042	0,069	1,05	Algorithm converged.	0,90	1,22	0,6524	0,9672	0,95	Algorithm converged.	0,82	1,11
	>53	58	9,2	25	43,1	38	6,1	18	47,4	0,80	Convergence criterion (GCONV=1E-8) satisfied.	0,35	1,85	-0,024	Algorithm converged.	-0,231	0,184	0,89	Algorithm converged.	0,53	1,48	0,6063		1,13	Algorithm converged.	0,68	1,88
	Missing	11	1,7	3	27,3	19	3,0	6	31,6	0,88	Convergence criterion (GCONV=1E-8) satisfied.	0,12	6,60	*	ERROR: The mean parameter is either invalid or at a limit of its range for some observations.			*	WARNING: The relative Hessian convergence criterion of 0.0060236099 is greater than the limit of 0.0001. The convergence is questionable.					*	WARNING: The relative Hessian convergence criterion of 0.0060236099 is greater than the limit of 0.0001. The convergence is questionable.		
Medical history: renal disease	Yes	63	10,0	26	41,3	43	7,2	17	37,8	1,11	Convergence criterion (GCONV=1E-8) satisfied.	0,48	2,58	0,002	Algorithm converged.	-0,184	0,188	0,98	Algorithm converged.	0,59	1,62	0,7994	0,9974	1,02	Algorithm converged.	0,62	1,70
	No	569	90,0	216	38,0	581	92,7	213	36,7	1,06	Convergence criterion (GCONV=1E-8) satisfied.	0,83	1,35	0,010	Algorithm converged.	-0,045	0,065	1,05	Algorithm converged.	0,91	1,22	0,6359		0,93	Algorithm converged.	0,82	1,10
Medical history: cardiac disease	Yes	511	80,9	198	38,7	498	79,4	184	36,9	1,06	Convergence criterion (GCONV=1E-8) satisfied.	0,82	1,37	0,013	Algorithm converged.	-0,048	0,073	1,04	Algorithm converged.	0,89	1,22	0,6785	0,8584	0,96	Algorithm converged.	0,82	1,12
	No	121	19,1	44	36,4	128	20,4	46	35,9	1,14	Convergence criterion (GCONV=1E-8) satisfied.	0,66	1,98	0,014	Algorithm converged.	-0,104	0,132	1,05	Algorithm converged.	0,76	1,47	0,6308		0,93	Algorithm converged.	0,68	1,30
Medical history: vascular disease	Yes	92	14,6	36	39,1	98	15,6	39	39,8	1,09	Convergence criterion (GCONV=1E-8) satisfied.	0,60	1,97	-0,002	Algorithm converged.	-0,142	0,138	1,03	Algorithm converged.	0,72	1,48	0,7871	0,6305	0,97	Algorithm converged.	0,67	1,40
	No	540	85,4	206	38,1	528	84,2	191	36,2	1,08	Convergence criterion (GCONV=1E-8) satisfied.	0,84	1,39	0,016	Algorithm converged.	-0,041	0,074	1,07	Algorithm converged.	0,92	1,25	0,5382		0,93	Algorithm converged.	0,80	1,09
Study	Rhine	319	50,5	119	37,3	313	50,2	109	34,8	1,12	Convergence criterion (GCONV=1E-8) satisfied.	0,81	1,56	0,022	Algorithm converged.	-0,052	0,096	1,10	Algorithm converged.	0,89	1,35	0,4876	0,5471	0,91	Algorithm converged.	0,74	1,12
	Yosemite	313	49,5	123	39,3	313	49,8	121	38,9	1,01	Convergence criterion (GCONV=1E-8) satisfied.	0,73	1,40	0,003	Algorithm converged.	-0,073	0,079	1,01	Algorithm converged.	0,83	1,23	0,9373		0,99	Algorithm converged.	0,81	1,20

Test for interaction based on RR (Log-binomial regression)
* indicates convergence problem. Result is uninterpretable.
Only patients with at least one value are used for analysis. For stratification Asia and rest of the world regions are combined due to a small number of enrolled patients. The stratification factor is excluded if it is the subgroup. OR is computed by stratified analysis, RR and ARD by adjusted analysis.
Early Termination (ET) visit was mapped to closest regular visit.
Treatment policy strategy was applied to non-COVID-19 related and hypothetical strategy was applied to COVID-19 related intercurrent events. COVID-19 related intercurrent events are: Disc. of Treatment due to COVID-19, Prohibited Treatment/Therapy due to COVID-19, Missed Dose at Week 44,48 or 52 due to COVID-19 and COVID-19 Death.
Clinical cut-off: YOSEMITE 01NOV2021 and RHINE 28OCT2021

Program: root/clinical_studies/RO6867461/CDT70122/share/ACE_pool_DME_CSR_Final/prod/program/t_eff_resp.sas
Output: root/clinical_studies/RO6867461/CDT70122/share/ACE_pool_DME_CSR_Final/prod/output_bc/t_eff_resp_ag_str_QSBSF4I_W56_PREST_ITBC_OCTNOV2021_DME.xls
28MAR2022 21:27

POPULATION: Intent-to-Treat Population B vs. C
ENDPOINT: Proportion of Patients with a >=4-point improvement from baseline in NEI VFQ-25 Vision Specific Social Functioning subscale throughout the Entire Study
MODEL: Stratified Analysis by Study, Baseline BCVA ETDRS letter score, Prior IVT anti-VEGF therapy, Geographic region (combined)
STUDY: GR40349 & GR40398
Dichotomous Analysis (Efficacy)

		Faricimab (PTI) (N=632)				Aflibercept (N=627)				Faricimab (PTI) vs. Aflibercept															Aflibercept vs. Faricimab (PTI)				
		Patients		Patients with Event		Patients		Patients with Event		Odds Ratio					Absolute Risk Difference				Relative Risk						Relative Risk				
Name	Level	n	%	n	%	n	%	n	%	Odds Ratio		Convergence Reason	95% Lower CL	95% Upper CL	Absolute Risk		Convergence Reason	95% Lower CL	95% Upper CL	Relative Risk		Convergence Reason	95% Lower CL	95% Upper CL	p-value (Cochran Mantel-Haenszel)	Interaction Test p-value (likelihood ratio)	Relative Risk		Convergence Reason	95% Lower CL	95% Upper CL
All	n/a	632	100,0	258	40,8	626	99,8	245	39,1	1,07		Convergence criterion (GCONV=1E-8) satisfied.	0,85	1,34	0,015		Algorithm converged.	-0,038	0,069	1,05		Algorithm converged.	0,92	1,20	0,5534		0,95		Algorithm converged.	0,83	1,09
Study	Rhine	319	50,5	125	39,2	315	50,2	115	36,5	1,12		Convergence criterion (GCONV=1E-8) satisfied.	0,81	1,55	0,023		Algorithm converged.	-0,052	0,098	1,09		Algorithm converged.	0,89	1,33	0,4924	0,5685	0,92		Algorithm converged.	0,75	1,12
	Yosemite	313	49,5	133	42,5	311	49,6	130	41,8	1,03		Convergence criterion (GCONV=1E-8) satisfied.	0,74	1,41	0,007		Algorithm converged.	-0,069	0,084	1,01		Algorithm converged.	0,85	1,21	0,8784		0,99		Algorithm converged.	0,82	1,18

Test for interaction based on RR (Log-binomial regression)
* indicates convergence problem. Result is uninterpretable.
Only patients with at least one value are used for analysis. For stratification Asia and rest of the world regions are combined due to a small number of enrolled patients. The stratification factor is excluded if it is the subgroup. OR is computed by stratified analysis, RR and ARD by adjusted analysis.
Early Termination (ET) visit was mapped to closest regular visit.
Treatment policy strategy was applied to non-COVID-19 related and hypothetical strategy was applied to COVID-19 related intercurrent events. COVID-19 related intercurrent events are: Disc. of Treatment due to COVID-19, Prohibited Treatment/Therapy due to COVID-19, Missed Dose at Week 88,92 or 96 due to COVID-19 and COVID-19 Death.
Clinical cut-off: YOSEMITE 01NOV2021 and RHINE 28OCT2021

Program: root/clinical_studies/RO6867461/CDT70122/share/ACE_pool_DME_CSR_Final/prod/program/t_eff_resp.sas
Output: root/clinical_studies/RO6867461/CDT70122/share/ACE_pool_DME_CSR_Final/prod/output_bc/t_eff_resp_str_QSBSF4I_PREST_ITBC_OCTNOV2021_DME.xls
27MAR2022 4:51

POPULATION: Intent-to-Treat Population B vs. C
ENDPOINT: Proportion of Patients with a >=4-point improvement from baseline in NEI VFQ-25 Vision Specific Social Functioning subscale throughout the Entire Study
MODEL: Adjusted Analysis by Study, Baseline BCVA ETDRS letter score, Prior IVT anti-VEGF therapy, Geographic region
STUDY: GR40349 & GR40398
Forest Plot of Relative Risk

Study	Total n	Aflibercept (N=627) n	Aflibercept (N=627) n Responder	Faricimab (PTI) (N=632) n	Faricimab (PTI) (N=632) n Responder	Relative Risk	95% CI
All Patients	1258	626	245	632	258	1.05	(0.92, 1.20)
Study							
Rhine	634	315	115	319	125	1.09	(0.89, 1.33)
Yosemite	624	311	130	313	133	1.01	(0.85, 1.21)

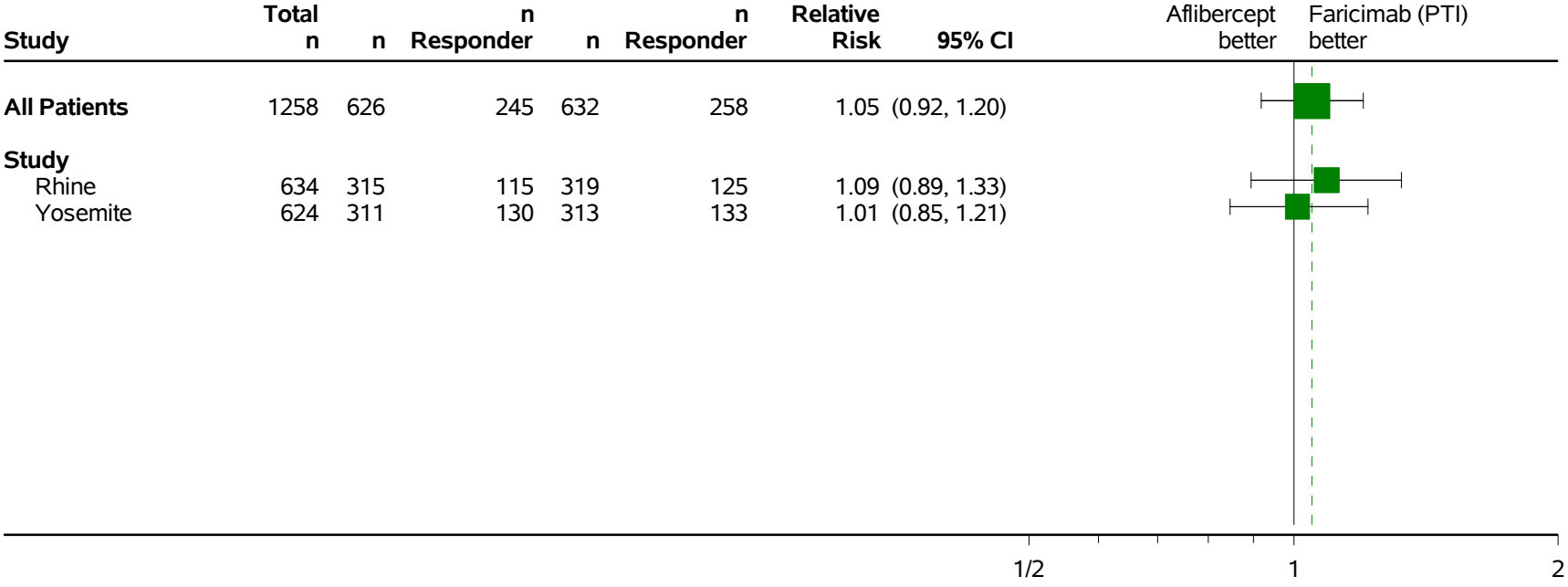

Only patients with at least one value are used for analysis. For adjustment Asia and rest of the world regions are combined due to a small number of enrolled patients.
The adjustment factor is excluded if it is the subgroup.
Early Termination (ET) visit was mapped to closest regular visit.
Treatment policy strategy was applied to non-COVID-19 related and hypothetical strategy was applied to COVID-19 related intercurrent events. COVID-19 related intercurrent events are:
Disc. of Treatment due to COVID-19, Prohibited Treatment/Therapy due to COVID-19, Missed Dose at Week 88,92 or 96 due to COVID-19 and COVID-19 Death.
Clinical cut-off: YOSEMITE 01NOV2021 and RHINE 28OCT2021
Program: root/clinical_studies/RO6867461/CDT70122/share/ACE_pool_DME_Base/prod/program/g_forest_rr.sas
Output: root/clinical_studies/RO6867461/CDT70122/share/ACE_pool_DME_CSR_Final/prod/output_bc/g_forest_rr_str_QSBSF4I_PREST_ITBC_OCTNOV2021_DME.pdf 06OCT2022 18:30

POPULATION: Intent-to-Treat Population B vs. C

ENDPOINT: Proportion of Patients with a >=4-point improvement from baseline in NEI VFQ-25 Vision Specific Social Functioning subscale throughout the Entire Study

MODEL: Stratified Analysis by Study, Baseline BCVA ETDRS letter score, Prior IVT anti-VEGF therapy, Geographic region

STUDY: GR40349 & GR40398

Forest Plot of Odds Ratio

		Aflibercept (N=627)		Faricimab (PTI) (N=632)				
Study	**Total n**	**n**	**n Responder**	**n**	**n Responder**	**Odds Ratio**	**95% CI**	Aflibercept better / Faricimab (PTI) better
All Patients	1258	626	245	632	258	1.07	(0.85, 1.34)	
Study								
Rhine	634	315	115	319	125	1.12	(0.81, 1.55)	
Yosemite	624	311	130	313	133	1.03	(0.74, 1.41)	

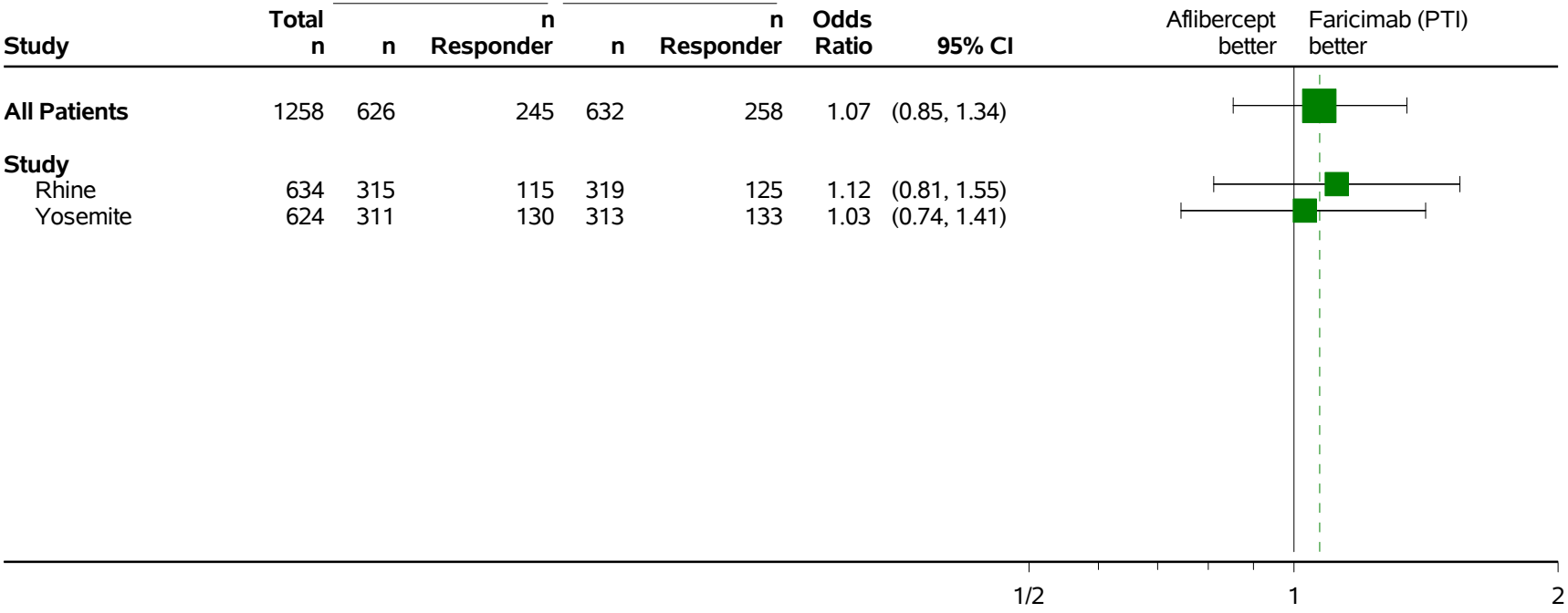

Only patients with at least one value are used for analysis. For stratification Asia and rest of the world regions are combined due to a small number of enrolled patients.

Early Termination (ET) visit was mapped to closest regular visit.

Treatment policy strategy was applied to non-COVID-19 related and hypothetical strategy was applied to COVID-19 related intercurrent events. COVID-19 related intercurrent events are:
Disc. of Treatment due to COVID-19, Prohibited Treatment/Therapy due to COVID-19, Missed Dose at Week 88,92 or 96 due to COVID-19 and COVID-19 Death.

Clinical cut-off: YOSEMITE 01NOV2021 and RHINE 28OCT2021

Program: root/clinical_studies/RO6867461/CDT70122/share/ACE_pool_DME_Base/prod/program/g_forest_or.sas

Output: root/clinical_studies/RO6867461/CDT70122/share/ACE_pool_DME_CSR_Final/prod/output_bc/g_forest_or_str_QSBSF4I_PREST_ITBC_OCTNOV2021_DME.pdf 30SEP2022 13:19

POPULATION: Intent-to-Treat Population B vs. C
ENDPOINT: Proportion of Patients with a >=4-point improvement from baseline in NEI VFQ-25 Vision Specific Social Functioning subscale throughout the Entire Study
MODEL: Stratified Analysis by Study, Baseline BCVA ETDRS letter score, Prior IVT anti-VEGF therapy, Geographic region (combined)
STUDY: GR40349 & GR40398
Dichotomous Analysis by Subgroups (Efficacy)

		Faricimab (PTI) (N=632)				Aflibercept (N=627)				Faricimab (PTI) vs. Aflibercept																Aflibercept vs. Faricimab (PTI)			
		Patients		Patients with Event		Patients		Patients with Event		Odds Ratio				Absolute Risk Difference				Relative Risk								Relative Risk			
Name	Level	n	%	n	%	n	%	n	%	Odds Ratio	Convergence Reason	95% Lower CL	95% Upper CL	Absolute Risk	Convergence Reason	95% Lower CL	95% Upper CL	Relative Risk	Convergence Reason	95% Lower CL	95% Upper CL	p-value (Cochran-Mantel-Haenszel)	Interaction Test p-value (likelihood ratio)	Relative Risk	Convergence Reason	95% Lower CL	95% Upper CL
All	n/a	632	100,0	258	40,8	626	99,8	245	39,1	1,07	Convergence criterion (GCONV=1E-8) satisfied.	0,85	1,34	0,015	Algorithm converged.	-0,038	0,069	1,05	Algorithm converged.	0,92	1,20	0,5534		0,95	Algorithm converged.	0,83	1,09
Sex	Male	396	62,7	152	38,4	364	58,1	141	38,7	0,98	Convergence criterion (GCONV=1E-8) satisfied.	0,73	1,31	-0,009	Algorithm converged.	-0,077	0,059	0,99	Algorithm converged.	0,83	1,18	0,8792	0,3063	1,01	Algorithm converged.	0,85	1,20
	Female	236	37,3	106	44,9	262	41,8	104	39,7	1,22	Convergence criterion (GCONV=1E-8) satisfied.	0,85	1,74	0,051	Algorithm converged.	-0,035	0,137	1,14	Algorithm converged.	0,93	1,39	0,2870		0,88	Algorithm converged.	0,72	1,07
Age	< 65 years	352	55,7	138	39,2	363	57,9	136	37,5	1,10	Convergence criterion (GCONV=1E-8) satisfied.	0,81	1,49	0,019	Algorithm converged.	-0,051	0,089	1,09	Algorithm converged.	0,91	1,30	0,5391	0,6511	0,92	Algorithm converged.	0,77	1,10
	>= 65 years	280	44,3	120	42,9	263	41,9	109	41,4	1,06	Convergence criterion (GCONV=1E-8) satisfied.	0,75	1,51	0,016	Algorithm converged.	-0,066	0,099	1,03	Algorithm converged.	0,85	1,25	0,7304		0,97	Algorithm converged.	0,80	1,18
Age	< 75 years	577	91,3	238	41,2	571	91,1	222	38,9	1,11	Convergence criterion (GCONV=1E-8) satisfied.	0,87	1,40	0,022	Algorithm converged.	-0,034	0,078	1,08	Algorithm converged.	0,94	1,24	0,4103	0,2869	0,93	Algorithm converged.	0,81	1,07
	>= 75 years	55	8,7	20	36,4	55	8,8	23	41,8	0,63	Convergence criterion (GCONV=1E-8) satisfied.	0,30	1,42	-0,055	Algorithm converged.	-0,238	0,127	0,87	Algorithm converged.	0,54	1,40	0,2787		1,15	Algorithm converged.	0,72	1,84
Baseline BCVA ETDRS letter score	< 64 letters	281	44,5	146	52,0	284	45,3	128	45,1	1,31	Convergence criterion (GCONV=1E-8) satisfied.	0,94	1,83	0,069	Algorithm converged.	-0,012	0,151	1,14	Algorithm converged.	0,96	1,35	0,1052	0,1581	0,88	Algorithm converged.	0,74	1,04
	>= 64 letters	349	55,2	112	32,1	342	54,5	117	34,2	0,90	Convergence criterion (GCONV=1E-8) satisfied.	0,66	1,24	-0,024	Algorithm converged.	-0,094	0,046	0,94	Algorithm converged.	0,76	1,17	0,5337		1,06	Algorithm converged.	0,86	1,31
	Missing	2	0,3	0	0,0	0	0,0	0	0,0	NE		NE	NE	NE	NE	NE	NE	NE	NE	NE	NE	NE		NE	NE	NE	NE
Geographic region	Europe	219	34,7	81	37,0	218	34,9	89	40,6	0,84	Convergence criterion (GCONV=1E-8) satisfied.	0,57	1,24	-0,037	Algorithm converged.	-0,127	0,053	0,89	Algorithm converged.	0,70	1,12	0,3797	0,1522	1,13	Algorithm converged.	0,89	1,43
	America	344	54,4	149	43,3	339	54,1	136	40,1	1,14	Convergence criterion (GCONV=1E-8) satisfied.	0,84	1,55	0,029	Algorithm converged.	-0,044	0,102	1,10	Algorithm converged.	0,92	1,31	0,4070		0,92	Algorithm converged.	0,76	1,08
	Asia Pacific (inc. Australia)	69	10,9	28	40,6	68	10,8	20	29,4	1,65	Convergence criterion (GCONV=1E-8) satisfied.	0,80	3,40	0,135	Algorithm converged.	-0,023	0,294	1,43	Algorithm converged.	0,90	2,26	0,1729		0,70	Algorithm converged.	0,44	1,11
Race/ethnicity	White	489	77,4	197	40,3	505	80,5	201	39,8	1,01	Convergence criterion (GCONV=1E-8) satisfied.	0,78	1,31	0,006	Algorithm converged.	-0,056	0,065	1,02	Algorithm converged.	0,87	1,18	0,9308	0,4800	0,98	Algorithm converged.	0,85	1,14
	Asian	62	9,8	28	45,2	59	9,4	20	33,9	1,75	Convergence criterion (GCONV=1E-8) satisfied.	0,77	3,94	0,144	Algorithm converged.	-0,026	0,313	1,33	Algorithm converged.	0,86	2,07	0,1771		0,75	Algorithm converged.	0,48	1,17
	Other	55	8,7	22	40,0	47	7,5	17	36,2	0,97	Convergence criterion (GCONV=1E-8) satisfied.	0,40	2,34	0,029	Algorithm converged.	-0,152	0,210	1,18	Algorithm converged.	0,67	2,07	0,9498		0,85	Algorithm converged.	0,48	1,48
	Unknown	26	4,1	11	42,3	15	2,4	7	46,7	0,72	Convergence criterion (GCONV=1E-8) satisfied.	0,17	3,10	-0,023	Algorithm converged.	-0,331	0,284	*	WARNING: The relative Hessian convergence criterion of 0.3431350289 is greater than the limit of 0.0001. The convergence is questionable.					*	WARNING: The relative Hessian convergence criterion of 0.3431350289 is greater than the limit of 0.0001. The convergence is questionable.		
Baseline HbA1c	<=8%	404	63,9	162	40,1	399	63,6	149	37,3	1,12	Convergence criterion (GCONV=1E-8) satisfied.	0,84	1,49	0,024	Algorithm converged.	-0,042	0,091	1,08	Algorithm converged.	0,91	1,28	0,4502	0,6839	0,93	Algorithm converged.	0,78	1,10
	>8%	221	35,0	94	42,5	222	35,4	93	41,9	1,02	Convergence criterion (GCONV=1E-8) satisfied.	0,76	1,50	0,006	Algorithm converged.	-0,085	0,096	1,03	Algorithm converged.	0,82	1,28	0,9130		0,97	Algorithm converged.	0,78	1,20
	Missing	7	1,1	2	28,6	5	0,8	3	60,0	*	NE			*	ERROR: The mean parameter is either invalid or at a limit of its range for some observations.			*	WARNING: Negative of Hessian not positive definite.					*	WARNING: Negative of Hessian not positive definite.		
Prior IVT anti-VEGF therapy	Yes	133	21,0	55	41,4	137	21,9	45	32,8	1,45	Convergence criterion (GCONV=1E-8) satisfied.	0,88	2,39	0,084	Algorithm converged.	-0,030	0,197	1,27	Algorithm converged.	0,93	1,73	0,1440	0,1708	0,79	Algorithm converged.	0,58	1,07
	No	499	79,0	203	40,7	489	78,0	200	40,9	*	NE			-0,005	Algorithm converged.	-0,066	0,059	1,00	Algorithm converged.	0,87	1,16	0,9140		1,00	Algorithm converged.	0,86	1,15
Baseline DR severity	<47	365	57,8	142	38,9	361	57,6	122	33,8	1,19	Convergence criterion (GCONV=1E-8) satisfied.	0,88	1,61	0,043	Algorithm converged.	-0,023	0,114	1,14	Algorithm converged.	0,94	1,38	0,2659	0,4858	0,88	Algorithm converged.	0,72	1,06
	47 - 53	198	31,3	86	43,4	208	33,2	97	46,6	0,90	Convergence criterion (GCONV=1E-8) satisfied.	0,60	1,34	-0,029	Algorithm converged.	-0,124	0,066	0,96	Algorithm converged.	0,78	1,18	0,6037		1,04	Algorithm converged.	0,85	1,28
	>53	58	9,2	26	44,8	38	6,1	19	50,0	0,78	Convergence criterion (GCONV=1E-8) satisfied.	0,34	1,81	-0,032	Algorithm converged.	-0,240	0,177	0,87	Algorithm converged.	0,54	1,39	0,5664		1,15	Algorithm converged.	0,72	1,85
	Missing	11	1,7	4	36,4	19	3,0	7	36,8	1,37	Convergence criterion (GCONV=1E-8) satisfied.	0,23	8,06	-0,014	Algorithm converged.	-0,400	0,371	0,79	Algorithm converged.	0,26	2,41	0,7293		1,26	Algorithm converged.	0,42	3,82
Baseline DR severity	<=53	563	89,1	228	40,5	569	90,7	219	38,5	1,07	Convergence criterion (GCONV=1E-8) satisfied.	0,84	1,36	0,016	Algorithm converged.	-0,041	0,072	1,05	Algorithm converged.	0,91	1,21	0,6011	0,9808	0,95	Algorithm converged.	0,83	1,10
	>53	58	9,2	26	44,8	38	6,1	19	50,0	0,78	Convergence criterion (GCONV=1E-8) satisfied.	0,34	1,81	-0,032	Algorithm converged.	-0,240	0,177	0,87	Algorithm converged.	0,54	1,39	0,5664		1,15	Algorithm converged.	0,72	1,85
	Missing	11	1,7	4	36,4	19	3,0	7	36,8	1,37	Convergence criterion (GCONV=1E-8) satisfied.	0,23	8,06	-0,014	Algorithm converged.	-0,400	0,371	0,79	Algorithm converged.	0,26	2,41	0,7293		1,26	Algorithm converged.	0,42	3,82
Medical history: renal disease	Yes	63	10,0	27	42,9	45	7,2	18	40,0	1,02	Convergence criterion (GCONV=1E-8) satisfied.	0,44	2,34	-0,003	Algorithm converged.	-0,190	0,185	0,93	Algorithm converged.	0,57	1,51	0,9662	0,9037	1,07	Algorithm converged.	0,66	1,74
	No	569	90,0	231	40,6	581	92,7	227	39,1	1,07	Convergence criterion (GCONV=1E-8) satisfied.	0,84	1,36	0,014	Algorithm converged.	-0,042	0,070	1,05	Algorithm converged.	0,91	1,21	0,5764		0,95	Algorithm converged.	0,83	1,10
Medical history: cardiac disease	Yes	511	80,9	210	41,1	498	79,4	195	39,2	1,06	Convergence criterion (GCONV=1E-8) satisfied.	0,82	1,37	0,014	Algorithm converged.	-0,045	0,074	1,04	Algorithm converged.	0,89	1,20	0,6608	0,8423	0,96	Algorithm converged.	0,83	1,12
	No	121	19,1	48	39,7	128	20,4	50	39,1	1,16	Convergence criterion (GCONV=1E-8) satisfied.	0,68	1,98	0,018	Algorithm converged.	-0,102	0,139	1,04	Algorithm converged.	0,77	1,42	0,5902		0,96	Algorithm converged.	0,70	1,30
Medical history: vascular disease	Yes	92	14,6	38	41,3	98	15,6	42	42,9	1,08	Convergence criterion (GCONV=1E-8) satisfied.	0,58	1,89	-0,007	Algorithm converged.	-0,148	0,134	1,01	Algorithm converged.	0,72	1,43	0,8756	0,5208	0,99	Algorithm converged.	0,70	1,39
	No	540	85,4	220	40,7	528	84,2	203	38,4	1,10	Convergence criterion (GCONV=1E-8) satisfied.	0,86	1,41	0,022	Algorithm converged.	-0,038	0,079	1,07	Algorithm converged.	0,93	1,24	0,4619		0,93	Algorithm converged.	0,81	1,08
Study	Rhine	319	50,5	125	39,2	313	50,2	115	36,9	1,12	Convergence criterion (GCONV=1E-8) satisfied.	0,81	1,55	0,023	Algorithm converged.	-0,052	0,098	1,09	Algorithm converged.	0,89	1,33	0,4924	0,5685	0,92	Algorithm converged.	0,75	1,13
	Yosemite	313	49,5	133	42,5	313	49,8	130	41,8	1,03	Convergence criterion (GCONV=1E-8) satisfied.	0,74	1,41	0,007	Algorithm converged.	-0,069	0,084	1,01	Algorithm converged.	0,85	1,21	0,8784		0,99	Algorithm converged.	0,82	1,18

Test for interaction based on RR (Log-binomial regression)
* indicates convergence problem. Result is uninterpretable.
Only patients with at least one value are used for analysis. For stratification Asia and rest of the world regions are combined due to a small number of enrolled patients. The stratification factor is excluded if it is the subgroup. OR is computed by stratified analysis, RR and ARD by adjusted analysis.
Early Termination (ET) visit was mapped to closest regular visit.
Treatment policy strategy was applied to non-COVID-19 related and hypothetical strategy was applied to COVID-19 related intercurrent events. COVID-19 related intercurrent events are: Disc. of Treatment due to COVID-19, Prohibited Treatment/Therapy due to COVID-19, Missed Dose at Week 88,92 or 96 due to COVID-19 and COVID-19 Death.
Clinical cut-off: YOSEMITE 01NOV2021 and RHINE 28OCT2021

Program: root/clinical_studies/RO6867461/CDT70122/share/ACE_pool_DME_CSR_Final/prod/program/t_eff_resp.sas
Output: root/clinical_studies/RO6867461/CDT70122/share/ACE_pool_DME_CSR_Final/prod/output_bc/t_eff_resp_sg_str_QSBSF4I_PREST_ITTBC_OCTNOV2021_DME.xls
26MAR2022 21:36

POPULATION: Intent-to-Treat Population B vs. C
ENDPOINT: NEI VFQ-25 Vision Specific Mental Health subscale throughout the Entire Study
STUDY: GR40349 & GR40398
All; n/a (N=1259)

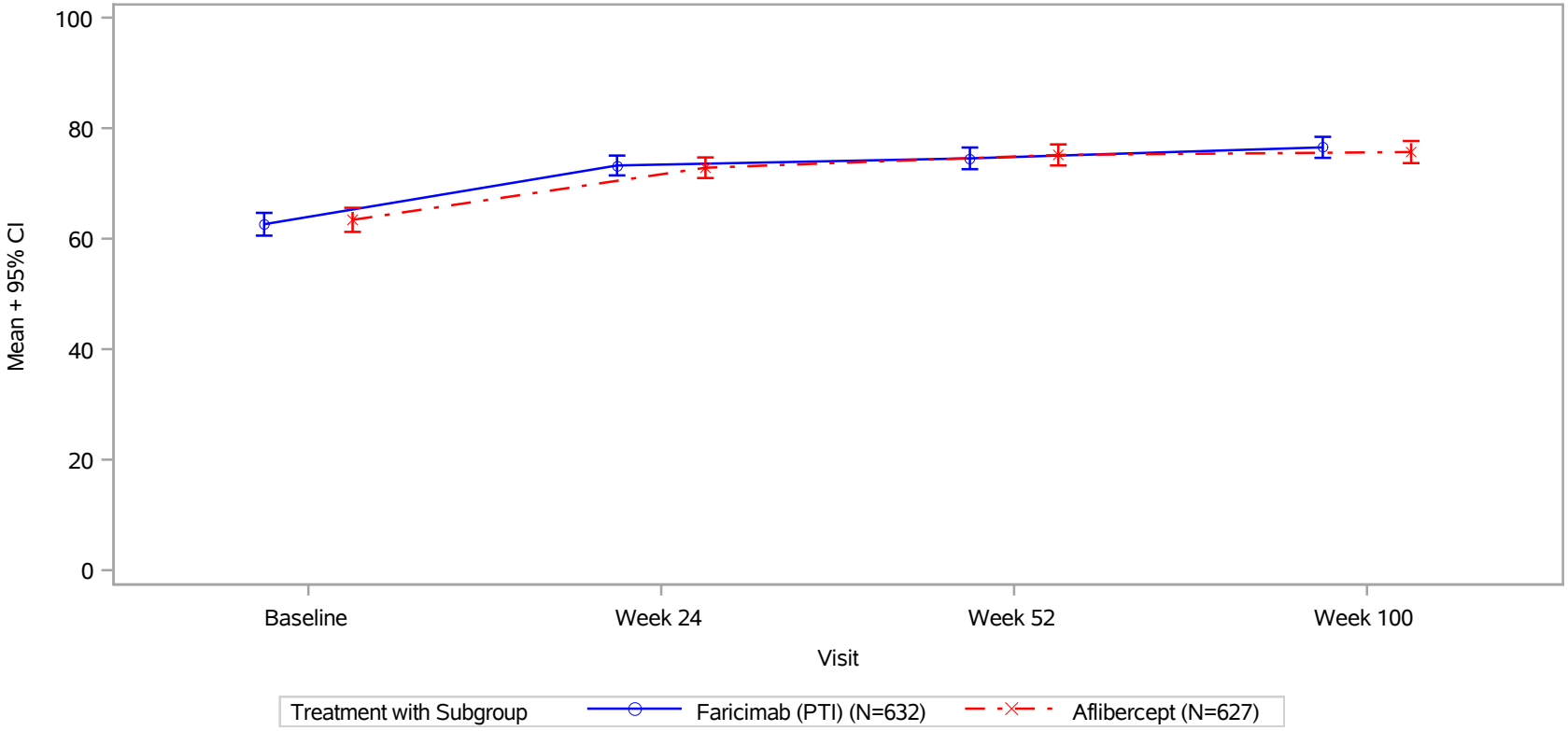

Early Termination (ET) visit was mapped to closest regular visit.
Treatment policy strategy was applied to non-COVID-19 related and hypothetical strategy was applied to COVID-19 related intercurrent events.
COVID-19 related intercurrent events are: Disc. of Treatment due to COVID-19, Prohibited Treatment/Therapy due to COVID-19, Missed Dose at Week 88,92 or 96 due to COVID-19 and COVID-19 Death.
Clinical cut-off: YOSEMITE 01NOV2021 and RHINE 28OCT2021

Program: ..al_studies/RO6867461/CDT70122/share/ACE_pool_DME_Base/prod/program/g_mean_plot.sas
Output: ..E_pool_DME_CSR_Final/prod/output_bc/g_mean_plot_QSBMH_PREST_ITBC_OCTNOV2021_DME.pdf
25MAR2022 21:26

POPULATION: Intent-to-Treat Population B vs. C
ENDPOINT: NEI VFQ-25 Vision Specific Mental Health subscale throughout the Entire Study
STUDY: GR40349 & GR40398
Study; Rhine (N=634)

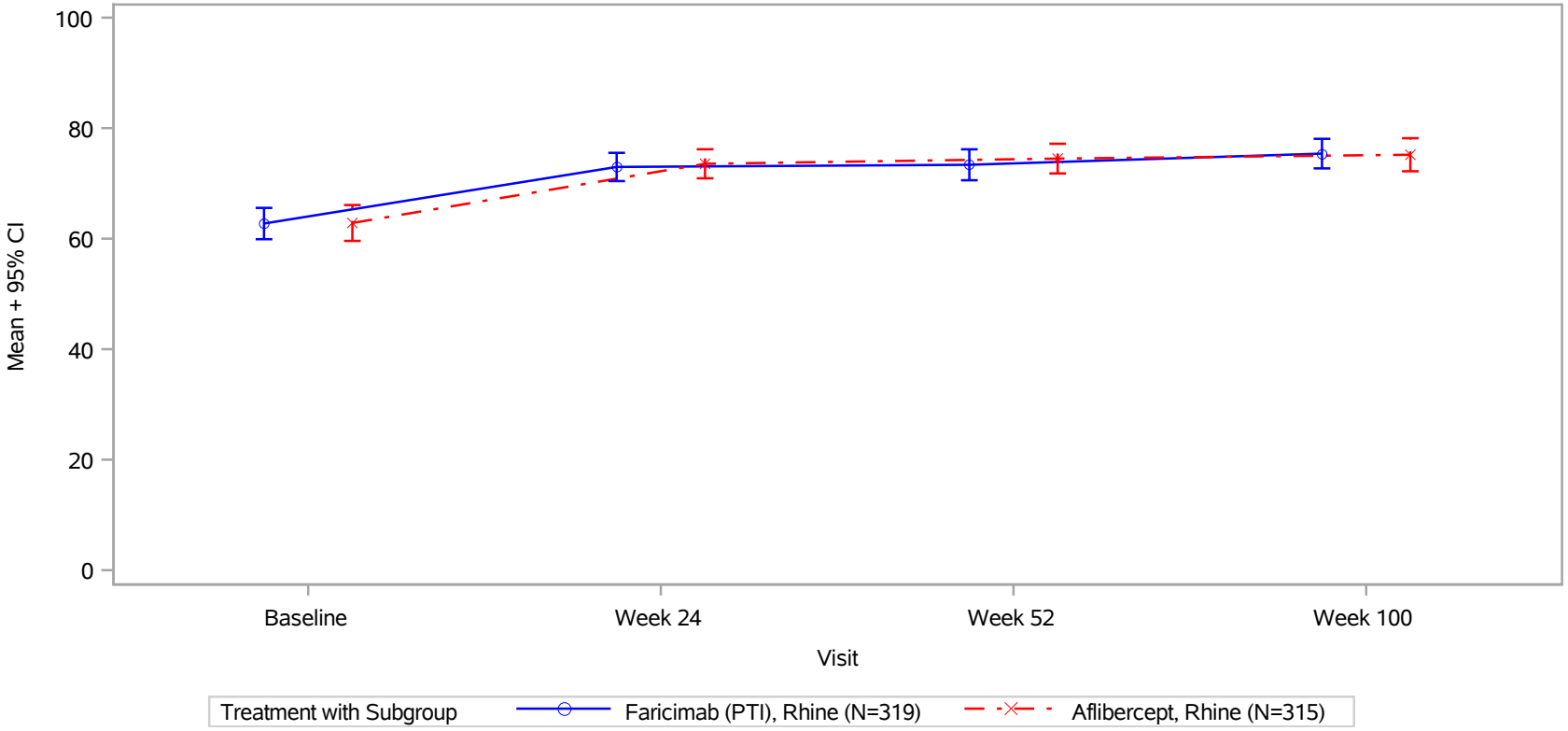

Early Termination (ET) visit was mapped to closest regular visit.
Treatment policy strategy was applied to non-COVID-19 related and hypothetical strategy was applied to COVID-19 related intercurrent events.
COVID-19 related intercurrent events are: Disc. of Treatment due to COVID-19, Prohibited Treatment/Therapy due to COVID-19, Missed Dose at Week 88,92 or 96 due to COVID-19 and COVID-19 Death.
Clinical cut-off: YOSEMITE 01NOV2021 and RHINE 28OCT2021

Program: ..al_studies/RO6867461/CDT70122/share/ACE_pool_DME_Base/prod/program/g_mean_plot.sas
Output: ..E_pool_DME_CSR_Final/prod/output_bc/g_mean_plot_QSBMH_PREST_ITBC_OCTNOV2021_DME.pdf
25MAR2022 21:26

POPULATION: Intent-to-Treat Population B vs. C
ENDPOINT: NEI VFQ-25 Vision Specific Mental Health subscale throughout the Entire Study
STUDY: GR40349 & GR40398
Study; Yosemite (N=625)

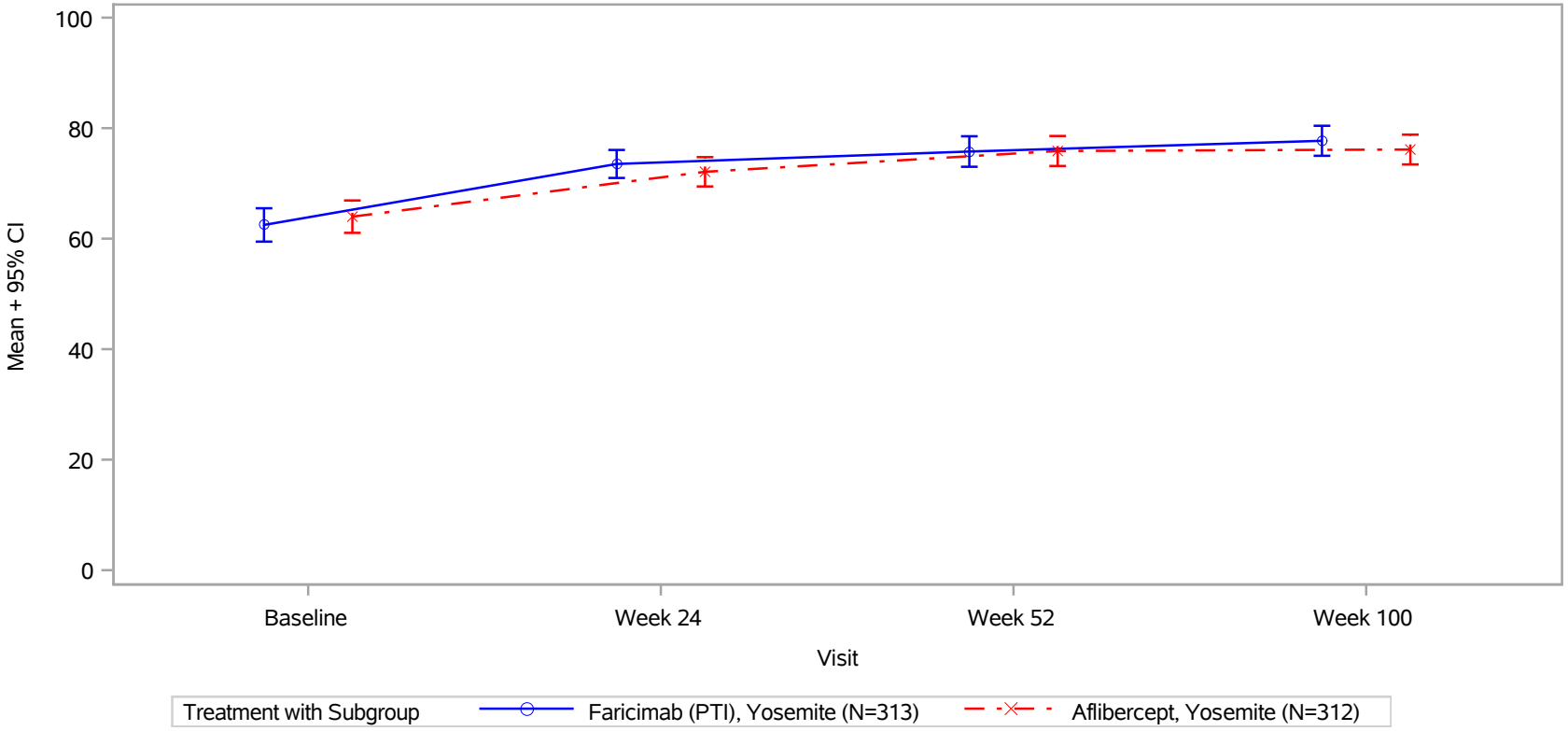

Early Termination (ET) visit was mapped to closest regular visit.
Treatment policy strategy was applied to non-COVID-19 related and hypothetical strategy was applied to COVID-19 related intercurrent events.
COVID-19 related intercurrent events are: Disc. of Treatment due to COVID-19, Prohibited Treatment/Therapy due to COVID-19, Missed Dose at Week 88,92 or 96 due to COVID-19 and COVID-19 Death.
Clinical cut-off: YOSEMITE 01NOV2021 and RHINE 28OCT2021

Program: ..al_studies/RO6867461/CDT70122/share/ACE_pool_DME_Base/prod/program/g_mean_plot.sas
Output: ..E_pool_DME_CSR_Final/prod/output_bc/g_mean_plot_QSBMH_PREST_ITBC_OCTNOV2021_DME.pdf
25MAR2022 21:26

POPULATION: Intent-to-Treat Population B vs. C
ENDPOINT: NEI VFQ-25 Vision Specific Mental Health subscale throughout the Entire Study
MODEL: --
STUDY: GR40349 & GR40398
Compliance/Mean

		Faricimab (PTI) (N=632)						Aflibercept (N=627)					
		Patients				Statistics		Patients				Statistics	
Name Visit	Level	in study[1]	%	with value[1]	%	Mean[2]	SD(Mean)	in study[1]	%	with value[1]	%	Mean[2]	SD(Mean)
All													
Baseline	n/a	632	100,0	629	99,5	62,61	26,35	627	100,0	621	99,0	63,41	27,69
Week 24	n/a	632	100,0	609	96,4	73,25	22,54	625	99,7	595	95,2	72,84	23,15
Week 52	n/a	609	96,4	552	90,6	74,54	23,49	603	96,2	523	86,7	75,16	22,17
Week 100	n/a	579	91,6	529	91,4	76,52	22,27	569	90,7	483	84,9	75,67	22,38
Study													
Baseline	Rhine	319	100,0	319	100,0	62,74	25,73	315	100,0	313	99,4	62,84	29,18
Week 24	Rhine	319	100,0	309	96,9	72,98	22,80	314	99,7	302	96,2	73,55	23,21
Week 52	Rhine	312	97,8	284	91,0	73,37	23,97	304	96,5	270	88,8	74,49	22,42
Week 100	Rhine	301	94,4	271	90,0	75,39	22,37	287	91,1	235	81,9	75,19	23,26
Baseline	Yosemite	313	100,0	310	99,0	62,48	27,01	312	100,0	308	98,7	63,98	26,13
Week 24	Yosemite	313	100,0	300	95,8	73,52	22,31	311	99,7	293	94,2	72,10	23,10
Week 52	Yosemite	297	94,9	268	90,2	75,77	22,95	299	95,8	253	84,6	75,86	21,91
Week 100	Yosemite	278	88,8	258	92,8	77,71	22,16	282	90,4	248	87,9	76,13	21,55

[1] in study: number of subjects in study at respective visit; % based on baseline
with value: number of subjects in study and with value at respective visit - used for the calculation of the mean and SD; % based on patients in study at respective visit
[2] mean: descriptive statistics - absolute values
Treatment policy strategy was applied to non-COVID-19 related and hypothetical strategy was applied to COVID-19 related intercurrent events.
COVID-19 related intercurrent events are: Disc. of Treatment due to COVID-19, Prohibited Treatment/Therapy due to COVID-19, Missed Dose at Week 88,92 or 96 due to COVID-19 and COVID-19 Death.
Early Termination (ET) visit was mapped to closest regular visit. Clinical cut-off: YOSEMITE 01NOV2021 and RHINE 28OCT2021

Program: root/clinical_studies/RO6867461/CDT70122/share/ACE_pool_DME_Base/prod/program/t_eff_mean.sas
Output: root/clinical_studies/RO6867461/CDT70122/share/ACE_pool_DME_CSR_Final/prod/output_bc/t_eff_mean_QSBMH_PREST_ITBC_OCTNOV2021_DME.xls
25MAR2022 19:20

POPULATION: Intent-to-Treat Population B vs. C
ENDPOINT: NEI VFQ-25 Vision Specific Mental Health subscale throughout the Entire Study
STUDY: GR40349 & GR40398
Forest Plot of Mean Difference
Baseline

Study	Total n (with value)	Aflibercept (N=627) n (with value)	Aflibercept (N=627) Mean	Faricimab (PTI) (N=632) n (with value)	Faricimab (PTI) (N=632) Mean	Mean Difference	95% CI
All Patients	1250	621	63.4	629	62.6	-0.8	(-3.8, 2.2)
Study							
Rhine	632	313	62.8	319	62.7	-0.1	(-4.4, 4.2)
Yosemite	618	308	64.0	310	62.5	-1.5	(-5.7, 2.7)

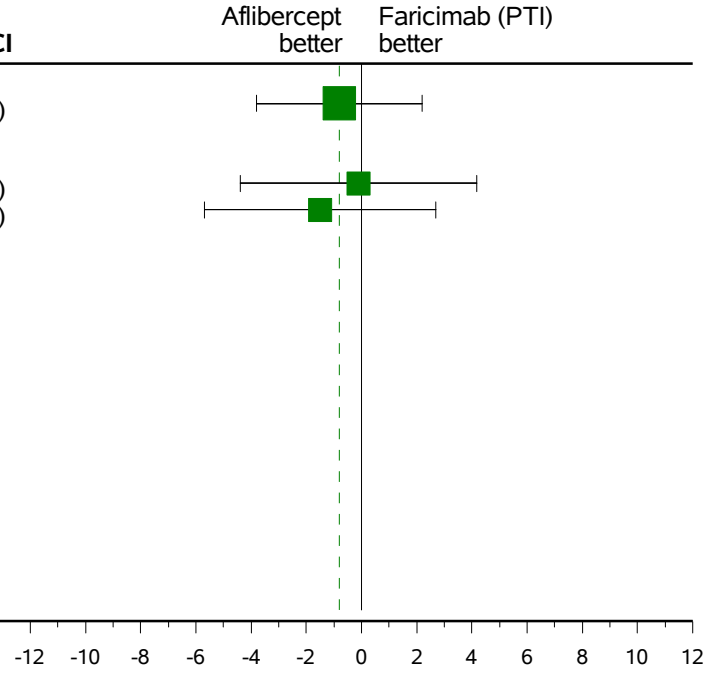

Early Termination (ET) visit was mapped to closest regular visit.
Treatment policy strategy was applied to non-COVID-19 related and hypothetical strategy was applied to COVID-19 related intercurrent events.
COVID-19 related intercurrent events are: Disc. of Treatment due to COVID-19, Prohibited Treatment/Therapy due to COVID-19, Missed Dose at Week 88,92 or 96 due to COVID-19 and COVID-19 Death.
Clinical cut-off: YOSEMITE 01NOV2021 and RHINE 28OCT2021
Program: root/clinical_studies/RO6867461/CDT70122/share/ACE_pool_DME_Base/prod/program/g_forest_md.sas
Output: root/clinical_studies/RO6867461/CDT70122/share/ACE_pool_DME_CSR_Final/prod/output_bc/g_forest_md_QSBMH_PREST_ITBC_OCTNOV2021_DME.pdf 05OCT2022 15:51

POPULATION: Intent-to-Treat Population B vs. C
ENDPOINT: NEI VFQ-25 Vision Specific Mental Health subscale throughout the Entire Study
STUDY: GR40349 & GR40398
Forest Plot of Mean Difference
Week 24

Study	Total n (with value)	Aflibercept (N=627) n (with value)	Aflibercept (N=627) Mean	Faricimab (PTI) (N=632) n (with value)	Faricimab (PTI) (N=632) Mean	Mean Difference	95% CI
All Patients	1204	595	72.8	609	73.2	0.4	(-2.2, 3.0)
Study							
Rhine	611	302	73.6	309	73.0	-0.6	(-4.2, 3.1)
Yosemite	593	293	72.1	300	73.5	1.4	(-2.2, 5.1)

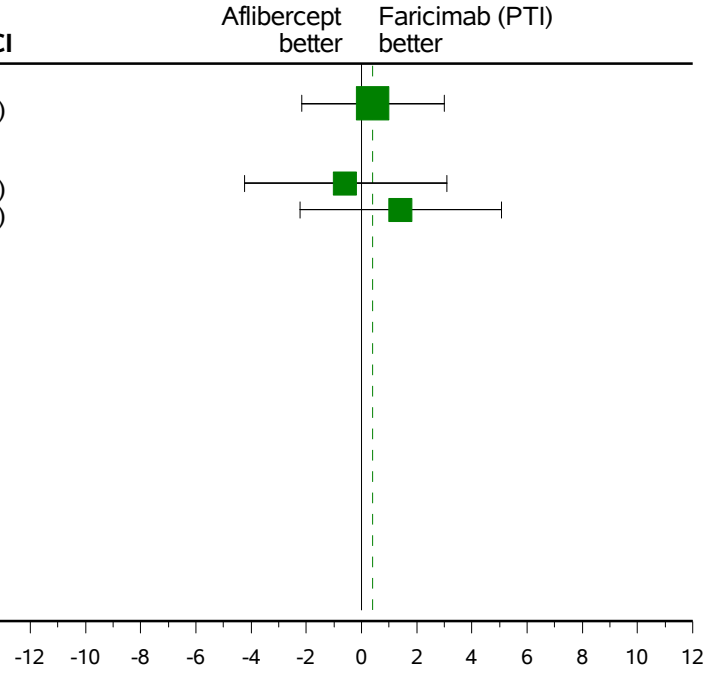

Early Termination (ET) visit was mapped to closest regular visit.
Treatment policy strategy was applied to non-COVID-19 related and hypothetical strategy was applied to COVID-19 related intercurrent events.
COVID-19 related intercurrent events are: Disc. of Treatment due to COVID-19, Prohibited Treatment/Therapy due to COVID-19, Missed Dose at Week 88,92 or 96 due to COVID-19 and COVID-19 Death.
Clinical cut-off: YOSEMITE 01NOV2021 and RHINE 28OCT2021
Program: root/clinical_studies/RO6867461/CDT70122/share/ACE_pool_DME_Base/prod/program/g_forest_md.sas
Output: root/clinical_studies/RO6867461/CDT70122/share/ACE_pool_DME_CSR_Final/prod/output_bc/g_forest_md_QSBMH_PREST_ITBC_OCTNOV2021_DME.pdf 05OCT2022 15:51

POPULATION: Intent-to-Treat Population B vs. C
ENDPOINT: NEI VFQ-25 Vision Specific Mental Health subscale throughout the Entire Study
STUDY: GR40349 & GR40398
Forest Plot of Mean Difference
Week 52

Study	Total n (with value)	Aflibercept (N=627) n (with value)	Aflibercept (N=627) Mean	Faricimab (PTI) (N=632) n (with value)	Faricimab (PTI) (N=632) Mean	Mean Difference	95% CI
All Patients	1075	523	75.2	552	74.5	-0.6	(-3.4, 2.1)
Study							
Rhine	554	270	74.5	284	73.4	-1.1	(-5.0, 2.8)
Yosemite	521	253	75.9	268	75.8	-0.1	(-4.0, 3.8)

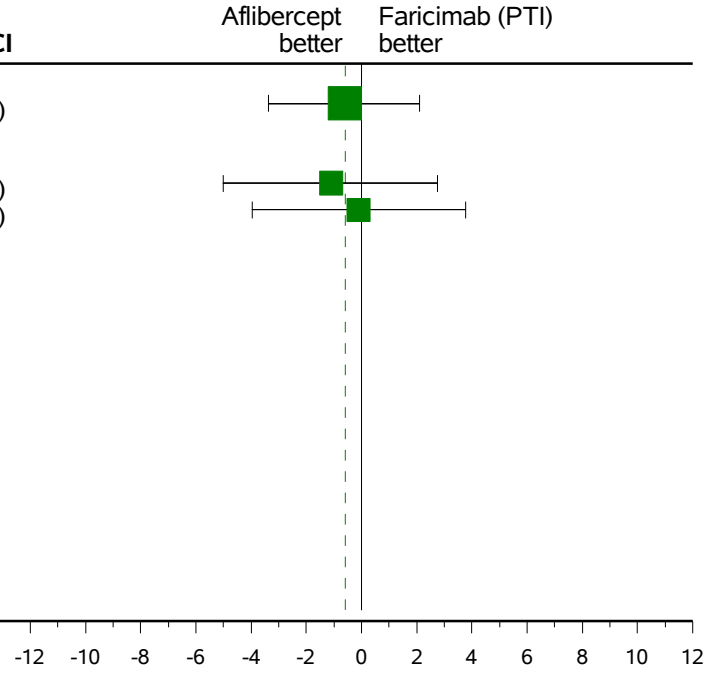

Early Termination (ET) visit was mapped to closest regular visit.
Treatment policy strategy was applied to non-COVID-19 related and hypothetical strategy was applied to COVID-19 related intercurrent events.
COVID-19 related intercurrent events are: Disc. of Treatment due to COVID-19, Prohibited Treatment/Therapy due to COVID-19, Missed Dose at Week 88,92 or 96 due to COVID-19 and COVID-19 Death.
Clinical cut-off: YOSEMITE 01NOV2021 and RHINE 28OCT2021
Program: root/clinical_studies/RO6867461/CDT70122/share/ACE_pool_DME_Base/prod/program/g_forest_md.sas
Output: root/clinical_studies/RO6867461/CDT70122/share/ACE_pool_DME_CSR_Final/prod/output_bc/g_forest_md_QSBMH_PREST_ITBC_OCTNOV2021_DME.pdf 05OCT2022 15:51

POPULATION: Intent-to-Treat Population B vs. C
ENDPOINT: NEI VFQ-25 Vision Specific Mental Health subscale throughout the Entire Study
STUDY: GR40349 & GR40398
Forest Plot of Mean Difference
Week 100

Study	Total n (with value)	Aflibercept (N=627) n (with value)	Aflibercept (N=627) Mean	Faricimab (PTI) (N=632) n (with value)	Faricimab (PTI) (N=632) Mean	Mean Difference	95% CI
All Patients	1012	483	75.7	529	76.5	0.9	(-1.9, 3.6)
Study							
Rhine	506	235	75.2	271	75.4	0.2	(-3.8, 4.2)
Yosemite	506	248	76.1	258	77.7	1.6	(-2.2, 5.4)

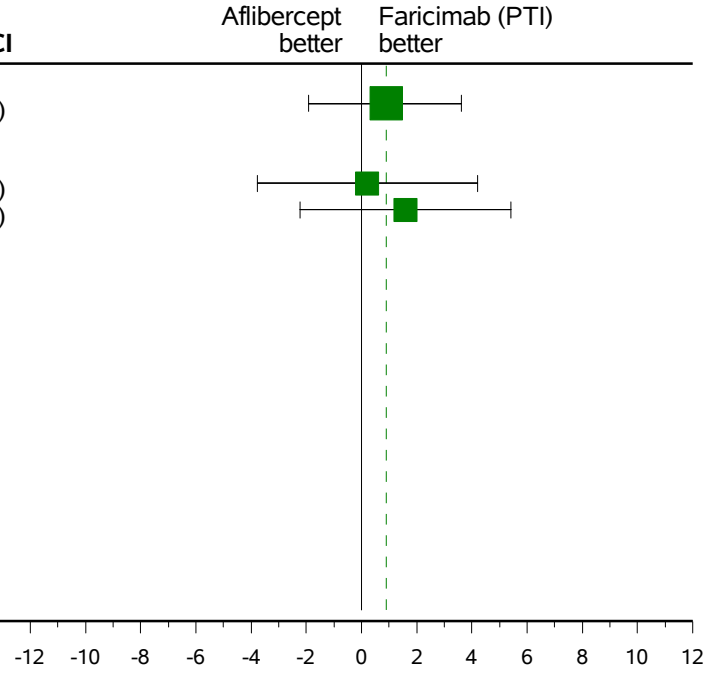

Early Termination (ET) visit was mapped to closest regular visit.
Treatment policy strategy was applied to non-COVID-19 related and hypothetical strategy was applied to COVID-19 related intercurrent events.
COVID-19 related intercurrent events are: Disc. of Treatment due to COVID-19, Prohibited Treatment/Therapy due to COVID-19, Missed Dose at Week 88,92 or 96 due to COVID-19 and COVID-19 Death.
Clinical cut-off: YOSEMITE 01NOV2021 and RHINE 28OCT2021
Program: root/clinical_studies/RO6867461/CDT70122/share/ACE_pool_DME_Base/prod/program/g_forest_md.sas
Output: root/clinical_studies/RO6867461/CDT70122/share/ACE_pool_DME_CSR_Final/prod/output_bc/g_forest_md_QSBMH_PREST_ITBC_OCTNOV2021_DME.pdf 05OCT2022 15:51

POPULATION: Intent-to-Treat Population (results shown for B vs. C)
ENDPOINT: NEI VFQ-25 Vision Specific Mental Health subscale through Week 56
MODEL: Adjusted Analysis for Study, Baseline BCVA ETDRS letter score, Prior IVT anti-VEGF therapy, Geographic region
STUDY: GR40349 & GR40398
Change from Baseline (Analysis of MMRM)

			Faricimab (PTI) (N=632)					Aflibercept (N=627)					Difference between Treatments (Faricimab (PTI) - Aflibercept)					
			N			Statistics		N			Statistics		Statistics					
Visit	Name	Level	Total	with baseline value	included in analysis[1]	LSMeans[2]	SE (LSMeans)	Total	with baseline value	included in analysis[1]	LSMeans[2]	SE (LSMeans)	LSMeans[3]	SE (LSMeans)	95% CI (LL)	95% CI (UL)	Population	Method
Week 52	All	n/a	609	606	531	11,63	0,81	603	598	507	12,49	0,82	-0,86	1,15	-3,12	1,40	Intent-to-Treat Population	adjusted
	Study	Rhine	312	312	275	10,88	1,11	304	302	259	11,77	1,14	-0,89	1,59	-4,00	2,23	Intent-to-Treat Population	adjusted
		Yosemite	297	294	256	12,40	1,18	299	296	248	13,28	1,19	-0,88	1,68	-4,18	2,41	Intent-to-Treat Population	adjusted

[1] Patients with a value at baseline and a post-baseline value at the respective visit.
[2] LSMeans of change from baseline from MMRM (including all available records from all selected visits). Selected visits: Week 24, Week 52. Early Termination (ET) visit was mapped to closest regular visit.
[3] Contrasts from MMRM
[4] Factors/Covariates: treatment, visit, treatment-by-visit interaction, baseline value. In addition, for the total population, adjusted for randomization stratification factors.
Data as observed (no imputation of missing values). Covariance matrix: unstructured. Treatment policy strategy was applied to non-COVID-19 related and hypothetical strategy was applied to COVID-19 related intercurrent events(IEs).
COVID-19 rel. IEs are: Disc. of Treatment due to COVID-19, Prohibited Treatment/Therapy due to COVID-19, Missed Dose at Week 44,48 or 52 due to COVID-19 and COVID-19 Death. Clinical cut-off: YOSEMITE 01NOV2021 and RHINE 28OCT2021

Program: root/clinical_studies/RO6867461/CDT70122/share/ACE_pool_DME_Base/prod/program/t_eff_mmrm.sas
Output: root/clinical_studies/RO6867461/CDT70122/share/ACE_pool_DME_CSR_Final/prod/output_bc/t_eff_mmrm_adj_QSBMH_W56_PREST_ITBC2_OCTNOV2021_DME.xls
27JUL2022 10:43

POPULATION: Intent-to-Treat Population (results shown for B vs. C)
ENDPOINT: NEI VFQ-25 Vision Specific Mental Health subscale through Week 56
MODEL: Adjusted Analysis for Study, Baseline BCVA ETDRS letter score, Prior IVT anti-VEGF therapy, Geographic region
STUDY: GR40349 & GR40398
Forest Plot of LSMeans Difference for Change from Baseline (MMRM)
Week 52

Study	Total n [1]	Aflibercept (N=627) n [1]	Aflibercept (N=627) LSMeans [2]	Faricimab (PTI) (N=632) n [1]	Faricimab (PTI) (N=632) LSMeans [2]	LSMeans Difference	95% CI
All Patients	1038	507	12.5	531	11.6	-0.9	(-3.1, 1.4)
Study							
Rhine	534	259	11.8	275	10.9	-0.9	(-4.0, 2.2)
Yosemite	504	248	13.3	256	12.4	-0.9	(-4.2, 2.4)

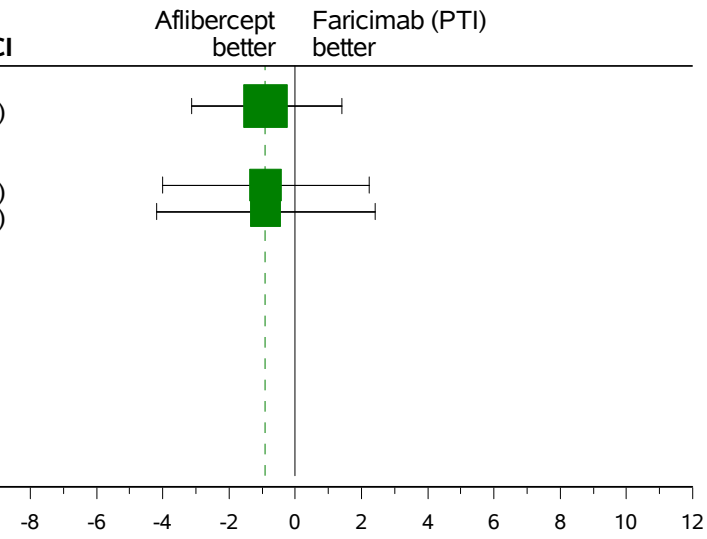

[1] Patients with a value at baseline and a post-baseline value at the respective visit.
[2] LSMeans of change from baseline from MMRM (including all available records from all selected visits).
Selected visits: Week 24, Week 52. Early Termination (ET) visit was mapped to closest regular visit.
Factors/Covariates: treatment, visit, treatment-by-visit interaction, baseline value. In addition adjusted for randomization stratification factors. The stratification factor is excluded if it is the subgroup.
Data as observed (no imputation of missing values). Covariance matrix: unstructured.
Treatment policy strategy was applied to non-COVID-19 related and hypothetical strategy was applied to COVID-19 related intercurrent events(IEs).
COVID-19 rel. IEs are: Disc. of Treatment due to COVID-19, Prohibited Treatment/Therapy due to COVID-19, Missed Dose at Week 44,48 or 52 due to COVID-19 and COVID-19 Death.
Clinical cut-off: YOSEMITE 01NOV2021 and RHINE 28OCT2021
Program: root/clinical_studies/RO6867461/CDT70122/share/ACE_pool_DME_Base/prod/program/g_forest_lsmd.sas
Output: root/clinical_studies/RO6867461/CDT70122/share/ACE_pool_DME_CSR_Final/prod/output_bc/g_forest_lsmd_adj_QSBMH_W56_PREST_ITBC2_OCTNOV2021_DME.pdf 10OCT2022 16:05

POPULATION: Intent-to-Treat Population (results shown for B vs. C)
ENDPOINT: NEI VFQ-25 Vision Specific Mental Health subscale throughout the Entire Study
MODEL: Adjusted Analysis for Study, Baseline BCVA ETDRS letter score, Prior IVT anti-VEGF therapy, Geographic region
STUDY: GR40349 & GR40398
Change from Baseline (Analysis of MMRM)

			Faricimab (PTI) (N=632)					Aflibercept (N=627)					Difference between Treatments (Faricimab (PTI) - Aflibercept)					
			N			Statistics		N			Statistics		Statistics					
Visit	Name	Level	Total	with baseline value	included in analysis[1]	LSMeans[2]	SE (LSMeans)	Total	with baseline value	included in analysis[1]	LSMeans[2]	SE (LSMeans)	LSMeans[3]	SE (LSMeans)	95% CI (LL)	95% CI (UL)	Population	Method
Week 100	All	n/a	579	576	526	12,77	0,81	569	564	480	11,92	0,84	0,86	1,17	-1,43	3,15	Intent-to-Treat Population	adjusted
	Study	Rhine	301	301	271	11,96	1,14	287	285	234	11,29	1,21	0,67	1,66	-2,60	3,93	Intent-to-Treat Population	adjusted
		Yosemite	278	275	255	13,68	1,15	282	279	246	12,57	1,17	1,12	1,64	-2,11	4,34	Intent-to-Treat Population	adjusted

[1] Patients with a value at baseline and a post-baseline value at the respective visit.
[2] LSMeans of change from baseline from MMRM (including all available records from all selected visits). Selected visits: Week 24, Week 52, Week 100. Early Termination (ET) visit was mapped to closest regular visit.
[3] Contrasts from MMRM
[4] Factors/Covariates: treatment, visit, treatment-by-visit interaction, baseline value. In addition, for the total population, adjusted for randomization stratification factors.
Data as observed (no imputation of missing values). Covariance matrix: unstructured. Treatment policy strategy was applied to non-COVID-19 related and hypothetical strategy was applied to COVID-19 related intercurrent events(IEs).
COVID-19 rel. IEs are: Disc. of Treatment due to COVID-19, Prohibited Treatment/Therapy due to COVID-19, Missed Dose at Week 88,92 or 96 due to COVID-19 and COVID-19 Death. Clinical cut-off: YOSEMITE 01NOV2021 and RHINE 28OCT2021

Program: root/clinical_studies/RO6867461/CDT70122/share/ACE_pool_DME_Base/prod/program/t_eff_mmrm.sas
Output: root/clinical_studies/RO6867461/CDT70122/share/ACE_pool_DME_CSR_Final/prod/output_bc/t_eff_mmrm_adj_QSBMH_W100_PREST_ITBC2_OCTNOV2021_DME.xls
27JUL2022 7:33

POPULATION: Intent-to-Treat Population (results shown for B vs. C)
ENDPOINT: NEI VFQ-25 Vision Specific Mental Health subscale throughout the Entire Study
MODEL: Adjusted Analysis for Study, Baseline BCVA ETDRS letter score, Prior IVT anti-VEGF therapy, Geographic region
STUDY: GR40349 & GR40398
Forest Plot of LSMeans Difference for Change from Baseline (MMRM)
Week 100

		Aflibercept (N=627)		Faricimab (PTI) (N=632)			
Study	**Total n [1]**	**n [1]**	**LSMeans [2]**	**n [1]**	**LSMeans [2]**	**LSMeans Difference**	**95% CI**
All Patients	1006	480	11.9	526	12.8	0.9	(-1.4, 3.1)
Study							
Rhine	505	234	11.3	271	12.0	0.7	(-2.6, 3.9)
Yosemite	501	246	12.6	255	13.7	1.1	(-2.1, 4.3)

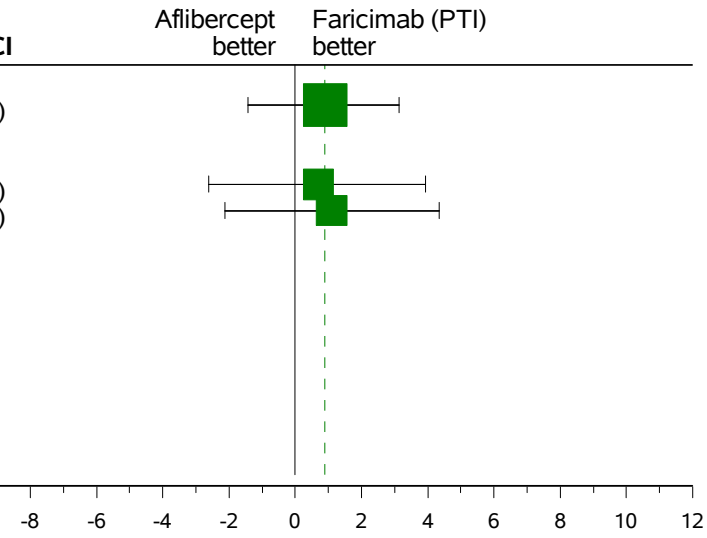

[1] Patients with a value at baseline and a post-baseline value at the respective visit.
[2] LSMeans of change from baseline from MMRM (including all available records from all selected visits).
Selected visits: Week 24, Week 52, Week 100. Early Termination (ET) visit was mapped to closest regular visit.
Factors/Covariates: treatment, visit, treatment-by-visit interaction, baseline value. In addition adjusted for randomization stratification factors. The stratification factor is excluded if it is the subgroup.
Data as observed (no imputation of missing values). Covariance matrix: unstructured.
Treatment policy strategy was applied to non-COVID-19 related and hypothetical strategy was applied to COVID-19 related intercurrent events(IEs).
COVID-19 rel. IEs are: Disc. of Treatment due to COVID-19, Prohibited Treatment/Therapy due to COVID-19, Missed Dose at Week 88,92 or 96 due to COVID-19 and COVID-19 Death.
Clinical cut-off: YOSEMITE 01NOV2021 and RHINE 28OCT2021
Program: root/clinical_studies/RO6867461/CDT70122/share/ACE_pool_DME_Base/prod/program/g_forest_lsmd.sas
Output: root/clinical_studies/RO6867461/CDT70122/share/ACE_pool_DME_CSR_Final/prod/output_bc/g_forest_lsmd_adj_QSBMH_W100_PREST_ITBC2_OCTNOV2021_DME.pdf 10OCT2022 16:25

POPULATION: Intent-to-Treat Population B vs. C
ENDPOINT: Proportion of Patients with a >=15-point improvement from baseline in NEI VFQ-25 Vision Specific Mental Health subscale through Week 56
MODEL: Stratified Analysis by Study, Baseline BCVA ETDRS letter score, Prior IVT anti-VEGF therapy, Geographic region (combined)
STUDY: GR40349 & GR40398
Dichotomous Analysis (Efficacy)

		Faricimab (PTI) (N=632)				Aflibercept (N=627)				Faricimab (PTI) vs. Aflibercept																Aflibercept vs. Faricimab (PTI)			
		Patients		Patients with Event		Patients		Patients with Event		Odds Ratio					Absolute Risk Difference				Relative Risk							Relative Risk			
Name	Level	n	%	n	%	n	%	n	%	Odds Ratio		Convergence Reason	95% Lower CL	95% Upper CL	Absolute Risk		Convergence Reason	95% Lower CL	95% Upper CL	Relative Risk		Convergence Reason	95% Lower CL	95% Upper CL	p-value (Cochran-Mantel-Haenszel)	Interaction Test p-value (likelihood ratio)	Relative Risk		Convergence Reason	95% Lower CL	95% Upper CL
All	n/a	632	100,0	255	40,3	626	99,8	240	38,3	1,09		Convergence criterion (GCONV=1E-8) satisfied.	0,87	1,37	0,021		Algorithm converged.	-0,033	0,074	1,05		Algorithm converged.	0,92	1,20	0,4674		0,95		Algorithm converged.	0,83	1,09
Study	Rhine	313	50,5	129	40,4	315	50,2	119	37,8	1,12		Convergence criterion (GCONV=1E-8) satisfied.	0,81	1,54	0,027		Algorithm converged.	-0,048	0,102	1,07		Algorithm converged.	0,88	1,30	0,4864	0,8163	0,94		Algorithm converged.	0,77	1,14
	Yosemite	313	49,5	126	40,3	311	49,6	121	38,9	1,06		Convergence criterion (GCONV=1E-8) satisfied.	0,76	1,46	0,016		Algorithm converged.	-0,060	0,092	1,04		Algorithm converged.	0,86	1,25	0,7418		0,97		Algorithm converged.	0,80	1,17

Test for interaction based on RR (Log-binomial regression)
* indicates convergence problem. Result is uninterpretable.
Only patients with at least one value are used for analysis. For stratification Asia and rest of the world regions are combined due to a small number of enrolled patients. The stratification factor is excluded if it is the subgroup. OR is computed by stratified analysis, RR and ARD by adjusted analysis.
Early Termination (ET) visit was mapped to closest regular visit.
Treatment policy strategy was applied to non-COVID-19 related and hypothetical strategy was applied to COVID-19 related intercurrent events. COVID-19 related intercurrent events are: Disc. of Treatment due to COVID-19, Prohibited Treatment/Therapy due to COVID-19, Missed Dose at Week 44,48 or 52 due to COVID-19 and COVID-19 Death.
Clinical cut-off: YOSEMITE 01NOV2021 and RHINE 28OCT2021

Program: root/clinical_studies/RO6867461/CDT70122/share/ACE_pool_DME_CSR_Final/prod/program/t_eff_resp.sas
Output: root/clinical_studies/RO6867461/CDT70122/share/ACE_pool_DME_CSR_Final/prod/output_bc/t_eff_resp_str_QSBMH15I_W56_PREST_ITBC_OCTNOV2021_DME.xls
27MAR2022 6:11

POPULATION: Intent-to-Treat Population B vs. C
ENDPOINT: Proportion of Patients with a >=15-point improvement from baseline in NEI VFQ-25 Vision Specific Mental Health subscale through Week 56
MODEL: Adjusted Analysis by Study, Baseline BCVA ETDRS letter score, Prior IVT anti-VEGF therapy, Geographic region
STUDY: GR40349 & GR40398
Forest Plot of Relative Risk

Study	Total n	Aflibercept (N=627) n	Aflibercept (N=627) n Responder	Faricimab (PTI) (N=632) n	Faricimab (PTI) (N=632) n Responder	Relative Risk	95% CI
All Patients	1258	626	240	632	255	1.05	(0.92, 1.20)
Study							
Rhine	634	315	119	319	129	1.07	(0.88, 1.30)
Yosemite	624	311	121	313	126	1.04	(0.86, 1.25)

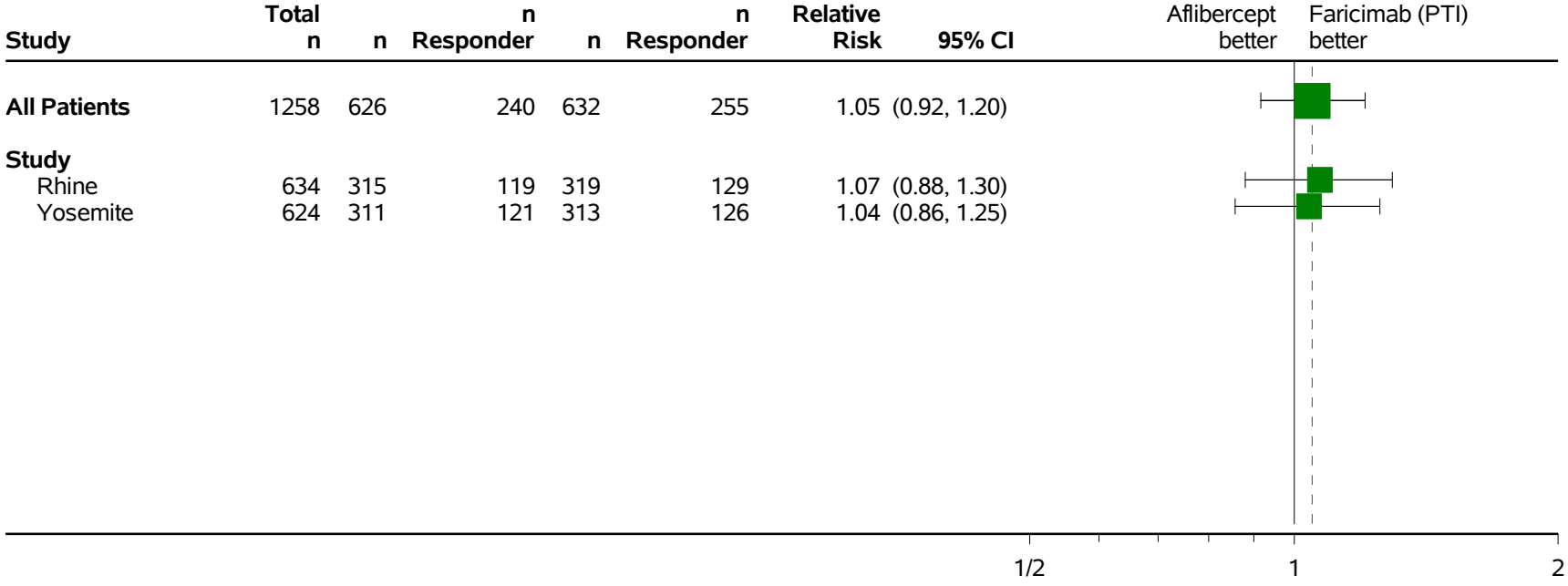

Only patients with at least one value are used for analysis. For adjustment Asia and rest of the world regions are combined due to a small number of enrolled patients.
The adjustment factor is excluded if it is the subgroup.
Early Termination (ET) visit was mapped to closest regular visit.
Treatment policy strategy was applied to non-COVID-19 related and hypothetical strategy was applied to COVID-19 related intercurrent events. COVID-19 related intercurrent events are:
Disc. of Treatment due to COVID-19, Prohibited Treatment/Therapy due to COVID-19, Missed Dose at Week 44,48 or 52 due to COVID-19 and COVID-19 Death.
Clinical cut-off: YOSEMITE 01NOV2021 and RHINE 28OCT2021
Program: root/clinical_studies/RO6867461/CDT70122/share/ACE_pool_DME_Base/prod/program/g_forest_rr.sas
Output: root/clinical_studies/RO6867461/CDT70122/share/ACE_pool_DME_CSR_Final/prod/output_bc/g_forest_rr_str_QSBMH15I_W56_PREST_ITBC_OCTNOV2021_DME.pdf 06OCT2022 18:54

POPULATION: Intent-to-Treat Population B vs. C
ENDPOINT: Proportion of Patients with a >=15-point improvement from baseline in NEI VFQ-25 Vision Specific Mental Health subscale through Week 56
MODEL: Stratified Analysis by Study, Baseline BCVA ETDRS letter score, Prior IVT anti-VEGF therapy, Geographic region
STUDY: GR40349 & GR40398
Forest Plot of Odds Ratio

		Aflibercept (N=627)		Faricimab (PTI) (N=632)				
Study	**Total n**	**n**	**n Responder**	**n**	**n Responder**	**Odds Ratio**	**95% CI**	Aflibercept better / Faricimab (PTI) better
All Patients	1258	626	240	632	255	1.09	(0.87, 1.37)	
Study								
Rhine	634	315	119	319	129	1.12	(0.81, 1.54)	
Yosemite	624	311	121	313	126	1.06	(0.76, 1.46)	

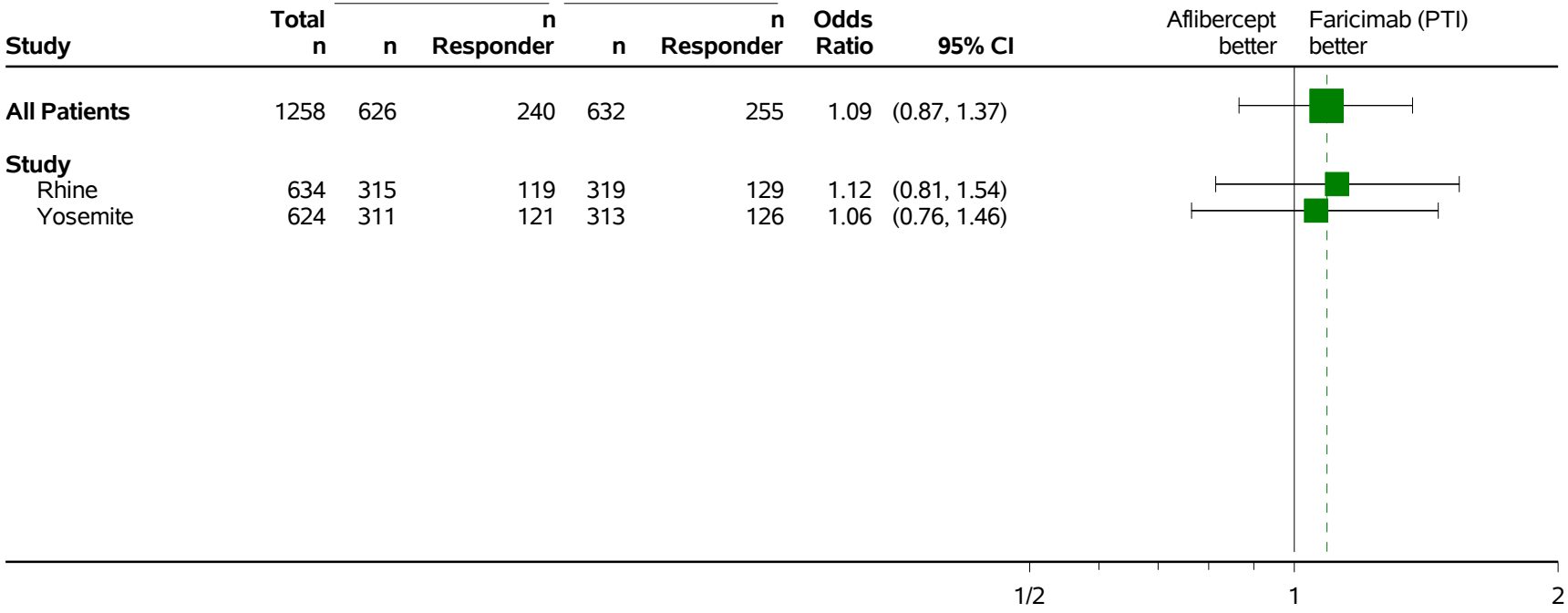

Only patients with at least one value are used for analysis. For stratification Asia and rest of the world regions are combined due to a small number of enrolled patients.
Early Termination (ET) visit was mapped to closest regular visit.
Treatment policy strategy was applied to non-COVID-19 related and hypothetical strategy was applied to COVID-19 related intercurrent events. COVID-19 related intercurrent events are:
Disc. of Treatment due to COVID-19, Prohibited Treatment/Therapy due to COVID-19, Missed Dose at Week 44,48 or 52 due to COVID-19 and COVID-19 Death.
Clinical cut-off: YOSEMITE 01NOV2021 and RHINE 28OCT2021
Program: root/clinical_studies/RO6867461/CDT70122/share/ACE_pool_DME_Base/prod/program/g_forest_or.sas
Output: root/clinical_studies/RO6867461/CDT70122/share/ACE_pool_DME_CSR_Final/prod/output_bc/g_forest_or_str_QSBMH15I_W56_PREST_ITBC_OCTNOV2021_DME.pdf 30SEP2022 13:50

POPULATION: Intent-to-Treat Population B vs. C
ENDPOINT: Proportion of Patients with a >=15-point improvement from baseline in NEI VFQ-25 Vision Specific Mental Health subscale through Week 56
MODEL: Stratified Analysis by Study, Baseline BCVA ETDRS letter score, Prior IVT anti-VEGF therapy, Geographic region (combined)
STUDY: GR40349 & GR40398
Dichotomous Analysis by Subgroups (Efficacy)

		Faricimab (PTI) (N=632)				Aflibercept (N=627)				Faricimab (PTI) vs. Aflibercept														Aflibercept vs. Faricimab (PTI)			
		Patients		Patients with Event		Patients		Patients with Event		Odds Ratio				Absolute Risk Difference				Relative Risk						Relative Risk			
Name	Level	n	%	n	%	n	%	n	%	Odds Ratio	Convergence Reason	95% Lower CL	95% Upper CL	Absolute Risk	Convergence Reason	95% Lower CL	95% Upper CL	Relative Risk	Convergence Reason	95% Lower CL	95% Upper CL	p-value (Cochran-Mantel Haenszel)	p-value (likelihood ratio)	Relative Risk	Convergence Reason	95% Lower CL	95% Upper CL
All	n/a	632	100,0	255	40,3	626	99,8	240	38,3	1,08	Convergence criterion (GCONV=1E-8) satisfied.	0,87	1,37	0,021	Algorithm converged.	-0,033	0,074	1,05	Algorithm converged.	0,90	1,26	0,4674		0,95	Algorithm converged.	0,83	1,09
Sex	Male	396	62,7	138	34,8	364	58,1	126	34,6	1,01	Convergence criterion (GCONV=1E-8) satisfied.	0,75	1,36	0,003	Algorithm converged.	-0,064	0,070	1,00	Algorithm converged.	0,82	1,21	0,9663	0,3024	1,00	Algorithm converged.	0,82	1,21
	Female	236	37,3	117	49,6	262	41,8	114	43,5	1,27	Convergence criterion (GCONV=1E-8) satisfied.	0,88	1,81	0,065	Algorithm converged.	-0,022	0,152	1,13	Algorithm converged.	0,96	1,39	0,1985		0,87	Algorithm converged.	0,72	1,04
Age	< 65 years	352	55,7	146	41,5	363	57,9	140	38,6	1,13	Convergence criterion (GCONV=1E-8) satisfied.	0,85	1,55	0,033	Algorithm converged.	-0,039	0,104	1,06	Algorithm converged.	0,91	1,30	0,3655	0,6254	0,92	Algorithm converged.	0,77	1,10
	>= 65 years	280	44,3	109	38,9	263	41,9	100	38,0	1,03	Convergence criterion (GCONV=1E-8) satisfied.	0,73	1,46	0,009	Algorithm converged.	-0,073	0,091	1,02	Algorithm converged.	0,82	1,25	0,8709		0,98	Algorithm converged.	0,80	1,22
Age	< 75 years	577	91,3	234	40,6	571	91,1	220	38,5	1,09	Convergence criterion (GCONV=1E-8) satisfied.	0,86	1,39	0,022	Algorithm converged.	-0,034	0,078	1,05	Algorithm converged.	0,90	1,21	0,4551	0,8877	0,95	Algorithm converged.	0,82	1,09
	>= 75 years	55	8,7	21	38,2	55	8,8	20	36,4	0,82	Convergence criterion (GCONV=1E-8) satisfied.	0,37	1,81	0,011	Algorithm converged.	-0,170	0,193	1,05	Algorithm converged.	0,65	1,71	0,6154		0,95	Algorithm converged.	0,59	1,54
Baseline BCVA ETDRS letter score	< 64 letters	281	44,5	130	46,3	284	45,3	126	44,4	1,08	Convergence criterion (GCONV=1E-8) satisfied.	0,77	1,51	0,020	Algorithm converged.	-0,062	0,101	1,04	Algorithm converged.	0,86	1,24	0,6518	0,8076	0,97	Algorithm converged.	0,81	1,16
	>= 64 letters	349	55,2	123	35,2	342	54,5	114	33,3	1,12	Convergence criterion (GCONV=1E-8) satisfied.	0,83	1,53	0,026	Algorithm converged.	-0,045	0,096	1,08	Algorithm converged.	0,88	1,32	0,4830		0,93	Algorithm converged.	0,76	1,14
	Missing	2	0,3	0	0,0	0	0,0	0	0,0	NE		NE	NE	NE	NE	NE	NE	NE	NE	NE	NE	NE		NE	NE	NE	NE
Geographic region	Europe	219	34,7	86	39,3	219	34,9	78	34,7	1,18	Convergence criterion (GCONV=1E-8) satisfied.	0,80	1,75	0,046	Algorithm converged.	-0,044	0,136	1,10	Algorithm converged.	0,86	1,41	0,3935	0,8642	0,93	Algorithm converged.	0,71	1,16
	America	344	54,4	145	42,2	339	54,1	142	41,9	1,01	Convergence criterion (GCONV=1E-8) satisfied.	0,74	1,37	0,001	Algorithm converged.	-0,073	0,074	1,02	Algorithm converged.	0,86	1,21	0,9561		0,98	Algorithm converged.	0,82	1,17
	Asia Pacific (inc. Australia)	69	10,9	24	34,8	68	10,8	22	32,4	1,23	Convergence criterion (GCONV=1E-8) satisfied.	0,58	2,62	0,048	Algorithm converged.	-0,105	0,200	1,12	Algorithm converged.	0,73	1,73	0,5913		0,90	Algorithm converged.	0,57	1,41
Race/ethnicity	White	489	77,4	202	41,3	505	80,5	197	39,0	1,09	Convergence criterion (GCONV=1E-8) satisfied.	0,85	1,41	0,025	Algorithm converged.	-0,038	0,085	1,06	Algorithm converged.	0,91	1,23	0,4912	0,4888	0,94	Algorithm converged.	0,81	1,10
	Asian	62	9,8	25	40,3	59	9,4	19	32,2	1,34	Convergence criterion (GCONV=1E-8) satisfied.	0,60	3,00	0,115	Algorithm converged.	-0,050	0,281	1,34	Algorithm converged.	0,83	2,16	0,4760		0,75	Algorithm converged.	0,46	1,20
	Other	55	8,7	22	40,0	47	7,5	21	44,7	0,73	Convergence criterion (GCONV=1E-8) satisfied.	0,31	1,75	-0,051	Algorithm converged.	-0,249	0,146	0,94	Algorithm converged.	0,59	1,50	0,4812		1,06	Algorithm converged.	0,66	1,69
	Unknown	26	4,1	6	23,1	13	2,4	3	20,0	0,57	Convergence criterion (GCONV=1E-8) satisfied.	0,07	4,71	*	WARNING: The relative Hessian convergence criterion of 0.0326576966 is greater than the limit of 0.0001. The convergence is questionable.			*	ERROR: The mean parameter is either invalid or at a limit of its range for some observations.					*	ERROR: The mean parameter is either invalid or at a limit of its range for some observations.		
Baseline HbA1c	<=8%	404	63,9	167	41,3	398	63,6	152	38,1	1,16	Convergence criterion (GCONV=1E-8) satisfied.	0,87	1,55	0,035	Algorithm converged.	-0,032	0,102	1,08	Algorithm converged.	0,91	1,28	0,3148	0,6629	0,93	Algorithm converged.	0,78	1,10
	>8%	221	35,0	85	38,5	222	35,4	85	38,3	1,00	Convergence criterion (GCONV=1E-8) satisfied.	0,68	1,47	0,000	Algorithm converged.	-0,090	0,090	1,00	Algorithm converged.	0,81	1,36	0,9946		0,97	Algorithm converged.	0,77	1,23
	Missing	7	1,1	3	42,9	5	0,8	3	60,0		* NE				* ERROR: The mean parameter is either invalid or at a limit of its range for some observations.				* WARNING: The relative Hessian convergence criterion of 637509371.53 is greater than the limit of 0.0001. The convergence is questionable.						* WARNING: The relative Hessian convergence criterion of 637509371.53 is greater than the limit of 0.0001. The convergence is questionable.		
Prior IVT anti-VEGF therapy	Yes	133	21,0	52	39,1	137	21,9	43	31,4		* NE			0,077	Algorithm converged.	-0,034	0,189	1,22	Algorithm converged.	0,88	1,68	0,1899	0,2389	0,82	Algorithm converged.	0,60	1,13
	No	499	79,0	203	40,7	489	78,0	197	40,3	1,01	Convergence criterion (GCONV=1E-8) satisfied.	0,79	1,31	0,003	Algorithm converged.	-0,058	0,064	1,01	Algorithm converged.	0,87	1,17	0,9100		0,99	Algorithm converged.	0,83	1,15
Baseline DR severity	<47	363	57,8	134	36,7	361	57,8	122	33,8	1,09	Convergence criterion (GCONV=1E-8) satisfied.	0,80	1,48	0,027	Algorithm converged.	-0,042	0,096	1,07	Algorithm converged.	0,88	1,30	0,5798	0,5682	0,94	Algorithm converged.	0,77	1,14
	47 - 53	198	31,5	92	46,5	208	33,2	91	43,8	1,11	Convergence criterion (GCONV=1E-8) satisfied.	0,75	1,66	0,035	Algorithm converged.	-0,062	0,131	1,09	Algorithm converged.	0,88	1,35	0,5918		0,93	Algorithm converged.	0,74	1,13
	>53	58	9,2	27	46,6	38	6,1	23	60,5	0,62	Convergence criterion (GCONV=1E-8) satisfied.	0,27	1,44	-0,116	Algorithm converged.	-0,324	0,092	0,80	Algorithm converged.	0,51	1,27	0,2683		1,24	Algorithm converged.	0,79	1,97
	Missing	11	1,7	2	18,2	19	3,0	6	21,1	0,42	Convergence criterion (GCONV=1E-8) satisfied.	0,04	4,44	*	WARNING: The relative Hessian convergence criterion of 0.5354148163 is greater than the limit of 0.0001. The convergence is questionable.			*	WARNING: The relative Hessian convergence criterion of 0.3635122643 is greater than the limit of 0.0001. The convergence is questionable.					*	WARNING: The relative Hessian convergence criterion of 0.3635122643 is greater than the limit of 0.0001. The convergence is questionable.		
Baseline DR severity	<=53	563	89,1	226	40,1	569	90,7	213	37,4	1,11	Convergence criterion (GCONV=1E-8) satisfied.	0,88	1,42	0,027	Algorithm converged.	-0,029	0,083	1,07	Algorithm converged.	0,92	1,23	0,3813	0,3351	0,94	Algorithm converged.	0,81	1,08
	>53	58	9,2	27	46,6	38	6,1	23	60,5	0,62	Convergence criterion (GCONV=1E-8) satisfied.	0,27	1,44	-0,116	Algorithm converged.	-0,324	0,092	0,80	Algorithm converged.	0,51	1,27	0,2683		1,24	Algorithm converged.	0,79	1,97
	Missing	11	1,7	2	18,2	19	3,0	6	21,1	0,42	Convergence criterion (GCONV=1E-8) satisfied.	0,04	4,44	*	WARNING: The relative Hessian convergence criterion of 0.5354148163 is greater than the limit of 0.0001. The convergence is questionable.			*	WARNING: The relative Hessian convergence criterion of 0.3635122643 is greater than the limit of 0.0001. The convergence is questionable.					*	WARNING: The relative Hessian convergence criterion of 0.3635122643 is greater than the limit of 0.0001. The convergence is questionable.		
Medical history: renal disease	Yes	63	10,0	20	31,7	43	7,2	15	33,3	0,85	Convergence criterion (GCONV=1E-8) satisfied.	0,37	1,97	-0,035	Algorithm converged.	-0,226	0,155	0,95	Algorithm converged.	0,55	1,65	0,7113	0,7244	1,05	Algorithm converged.	0,61	1,82
	No	569	90,0	235	41,3	581	92,7	225	38,7	1,12	Convergence criterion (GCONV=1E-8) satisfied.	0,88	1,42	0,027	Algorithm converged.	-0,029	0,083	1,06	Algorithm converged.	0,92	1,22	0,3453		0,94	Algorithm converged.	0,82	1,08
Medical history: cardiac disease	Yes	511	80,9	201	39,3	498	79,4	185	37,1	1,07	Convergence criterion (GCONV=1E-8) satisfied.	0,83	1,38	0,020	Algorithm converged.	-0,040	0,080	1,05	Algorithm converged.	0,90	1,23	0,5980	0,8759	0,95	Algorithm converged.	0,82	1,12
	No	121	19,1	54	44,6	128	20,4	55	43,0	1,08	Convergence criterion (GCONV=1E-8) satisfied.	0,63	1,84	0,039	Algorithm converged.	-0,083	0,160	1,08	Algorithm converged.	0,82	1,41	0,7810		0,93	Algorithm converged.	0,71	1,22
Medical history: vascular disease	Yes	92	14,6	48	52,2	98	15,6	38	38,8	1,71	Convergence criterion (GCONV=1E-8) satisfied.	0,94	3,10	0,135	Algorithm converged.	-0,006	0,276	1,33	Algorithm converged.	0,97	1,84	0,0765	0,1622	0,75	Algorithm converged.	0,54	1,03
	No	540	85,4	207	38,3	528	84,2	202	38,3	1,01	Convergence criterion (GCONV=1E-8) satisfied.	0,79	1,30	0,002	Algorithm converged.	-0,056	0,060	1,01	Algorithm converged.	0,87	1,17	0,9256		0,99	Algorithm converged.	0,83	1,15
Study	Rhine	319	50,5	129	40,4	313	50,2	119	37,8	1,12	Convergence criterion (GCONV=1E-8) satisfied.	0,81	1,54	0,027	Algorithm converged.	-0,048	0,102	1,07	Algorithm converged.	0,88	1,30	0,4864	0,8163	0,94	Algorithm converged.	0,77	1,14
	Yosemite	313	49,5	126	40,3	313	49,8	121	38,9	1,06	Convergence criterion (GCONV=1E-8) satisfied.	0,76	1,46	0,016	Algorithm converged.	-0,060	0,092	1,04	Algorithm converged.	0,86	1,25	0,7418		0,97	Algorithm converged.	0,80	1,17

Test for interaction based on RR (Log-binomial regression)
* indicates convergence problem. Result is uninterpretable.
Only patients with at least one value are used for analysis. For stratification Asia and rest of the world regions are combined due to a small number of enrolled patients. The stratification factor is excluded if it is the subgroup. OR is computed by stratified analysis, RR and ARD by adjusted analysis.
Early Termination (ET) visit was mapped to closest regular visit.
Treatment policy strategy was applied to non-COVID-19 related and hypothetical strategy was applied to COVID-19 related intercurrent events. COVID-19 related intercurrent events are: Disc. of Treatment due to COVID-19, Prohibited Treatment/Therapy due to COVID-19, Missed Dose at Week 44,48 or 52 due to COVID-19 and COVID-19 Death.
Clinical cut-off: YOSEMITE 01NOV2021 and RHINE 28OCT2021

Program: root/clinical_studies/RO6867461/CDT70122/share/ACE pool DME CSR Final/prod/program/t_eff_resp.sas
Output: root/clinical_studies/RO6867461/CDT70122/share/ACE_pool_DME_CSR_Final/prod/output_bc/t_eff_resp_ag_str_QSBMH15I_W56_PREST_ITBC_OCTNOV2021_DME.xls
27MAR2022 0:05

POPULATION: Intent-to-Treat Population B vs. C
ENDPOINT: Proportion of Patients with a >=15-point improvement from baseline in NEI VFQ-25 Vision Specific Mental Health subscale throughout the Entire Study
MODEL: Stratified Analysis by Study, Baseline BCVA ETDRS letter score, Prior IVT anti-VEGF therapy, Geographic region (combined)
STUDY: GR40349 & GR40398
Dichotomous Analysis (Efficacy)

		Faricimab (PTI) (N=632)				Aflibercept (N=627)				Faricimab (PTI) vs. Aflibercept																Aflibercept vs. Faricimab (PTI)				
		Patients		Patients with Event		Patients		Patients with Event		Odds Ratio																Relative Risk				
														Absolute Risk Difference						Relative Risk										
Name	Level	n	%	n	%	n	%	n	%	Odds Ratio		Convergence Reason	95% Lower CL	95% Upper CL	Absolute Risk		Convergence Reason	95% Lower CL	95% Upper CL	Relative Risk		Convergence Reason	95% Lower CL	95% Upper CL	p-value (Cochran-Mantel-Haenszel)	Interaction Test p-value (likelihood ratio)	Relative Risk		Convergence Reason	95% Lower CL	95% Upper CL
All	n/a	632	100,0	289	45,7	626	99,8	271	43,3	1,10		Convergence criterion (GCONV=1E-8) satisfied.	0,88	1,38	0,026		Algorithm converged.	-0,029	0,080	1,05		Algorithm converged.	0,93	1,19	0,3828		0,95		Algorithm converged.	0,84	1,08
Study	Rhine	319	50,5	151	47,3	315	50,2	134	42,5	1,22		Convergence criterion (GCONV=1E-8) satisfied.	0,89	1,66	0,048		Algorithm converged.	-0,029	0,125	1,11		Algorithm converged.	0,93	1,32	0,2221	0,3950	0,90		Algorithm converged.	0,76	1,07
	Yosemite	313	49,5	138	44,1	311	49,6	137	44,1	1,00		Convergence criterion (GCONV=1E-8) satisfied.	0,73	1,38	0,004		Algorithm converged.	-0,072	0,081	0,99		Algorithm converged.	0,84	1,18	0,9985		1,01		Algorithm converged.	0,85	1,20

Test for interaction based on RR (Log-binomial regression)
* indicates convergence problem. Result is uninterpretable.
Only patients with at least one value are used for analysis. For stratification Asia and rest of the world regions are combined due to a small number of enrolled patients. The stratification factor is excluded if it is the subgroup. OR is computed by stratified analysis, RR and ARD by adjusted analysis.
Early Termination (ET) visit was mapped to closest regular visit.
Treatment policy strategy was applied to non-COVID-19 related and hypothetical strategy was applied to COVID-19 related intercurrent events. COVID-19 related intercurrent events are: Disc. of Treatment due to COVID-19, Prohibited Treatment/Therapy due to COVID-19, Missed Dose at Week 88,92 or 96 due to COVID-19 and COVID-19 Death.
Clinical cut-off: YOSEMITE 01NOV2021 and RHINE 28OCT2021

Program: root/clinical_studies/RO6867461/CDT70122/share/ACE_pool_DME_CSR_Final/prod/program/t_eff_resp.sas
Output: root/clinical_studies/RO6867461/CDT70122/share/ACE_pool_DME_CSR_Final/prod/output_bc/t_eff_resp_str_QSBMH15I_PREST_ITBC_OCTNOV2021_DME.xls
27MAR2022 6:16

POPULATION: Intent-to-Treat Population B vs. C

ENDPOINT: Proportion of Patients with a >=15-point improvement from baseline in NEI VFQ-25 Vision Specific Mental Health subscale throughout the Entire Study

MODEL: Adjusted Analysis by Study, Baseline BCVA ETDRS letter score, Prior IVT anti-VEGF therapy, Geographic region

STUDY: GR40349 & GR40398

Forest Plot of Relative Risk

Study	Total n	Aflibercept (N=627) n	Aflibercept (N=627) n Responder	Faricimab (PTI) (N=632) n	Faricimab (PTI) (N=632) n Responder	Relative Risk	95% CI
All Patients	1258	626	271	632	289	1.05	(0.93, 1.19)
Study							
Rhine	634	315	134	319	151	1.11	(0.93, 1.32)
Yosemite	624	311	137	313	138	0.99	(0.84, 1.18)

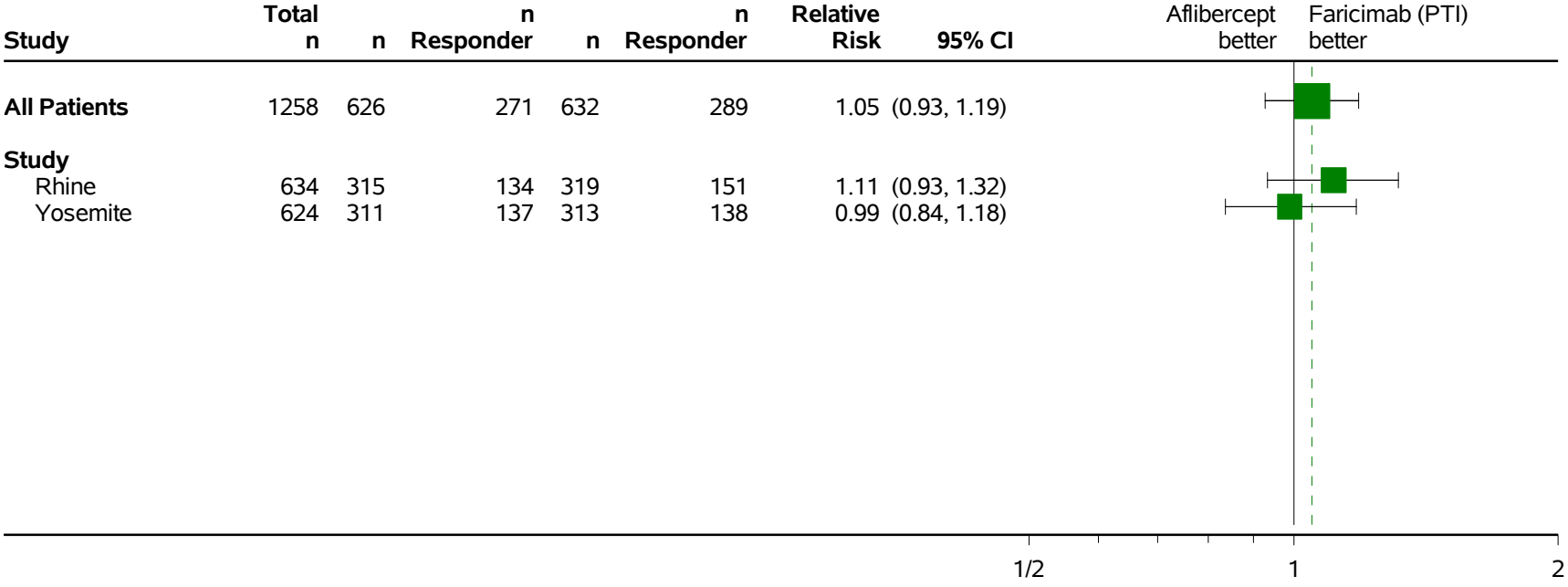

Only patients with at least one value are used for analysis. For adjustment Asia and rest of the world regions are combined due to a small number of enrolled patients.

The adjustment factor is excluded if it is the subgroup.

Early Termination (ET) visit was mapped to closest regular visit.

Treatment policy strategy was applied to non-COVID-19 related and hypothetical strategy was applied to COVID-19 related intercurrent events. COVID-19 related intercurrent events are:
Disc. of Treatment due to COVID-19, Prohibited Treatment/Therapy due to COVID-19, Missed Dose at Week 88,92 or 96 due to COVID-19 and COVID-19 Death.

Clinical cut-off: YOSEMITE 01NOV2021 and RHINE 28OCT2021

Program: root/clinical_studies/RO6867461/CDT70122/share/ACE_pool_DME_Base/prod/program/g_forest_rr.sas
Output: root/clinical_studies/RO6867461/CDT70122/share/ACE_pool_DME_CSR_Final/prod/output_bc/g_forest_rr_str_QSBMH15I_PREST_ITBC_OCTNOV2021_DME.pdf 06OCT2022 18:55

POPULATION: Intent-to-Treat Population B vs. C

ENDPOINT: Proportion of Patients with a >=15-point improvement from baseline in NEI VFQ-25 Vision Specific Mental Health subscale throughout the Entire Study

MODEL: Stratified Analysis by Study, Baseline BCVA ETDRS letter score, Prior IVT anti-VEGF therapy, Geographic region

STUDY: GR40349 & GR40398

Forest Plot of Odds Ratio

		Aflibercept (N=627)		Faricimab (PTI) (N=632)				
Study	**Total n**	**n**	**n Responder**	**n**	**n Responder**	**Odds Ratio**	**95% CI**	Aflibercept better / Faricimab (PTI) better
All Patients	1258	626	271	632	289	1.10	(0.88, 1.38)	
Study								
Rhine	634	315	134	319	151	1.22	(0.89, 1.66)	
Yosemite	624	311	137	313	138	1.00	(0.73, 1.38)	

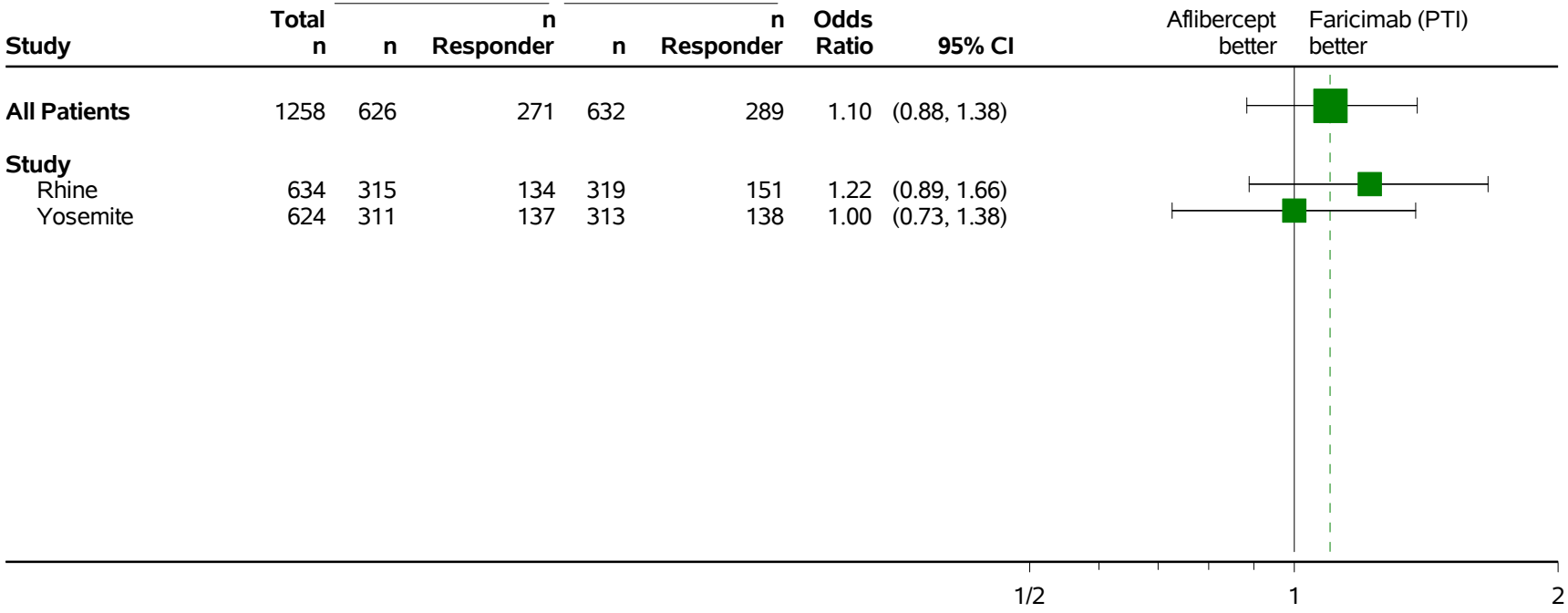

Only patients with at least one value are used for analysis. For stratification Asia and rest of the world regions are combined due to a small number of enrolled patients.

Early Termination (ET) visit was mapped to closest regular visit.

Treatment policy strategy was applied to non-COVID-19 related and hypothetical strategy was applied to COVID-19 related intercurrent events. COVID-19 related intercurrent events are:
Disc. of Treatment due to COVID-19, Prohibited Treatment/Therapy due to COVID-19, Missed Dose at Week 88,92 or 96 due to COVID-19 and COVID-19 Death.

Clinical cut-off: YOSEMITE 01NOV2021 and RHINE 28OCT2021

Program: root/clinical_studies/RO6867461/CDT70122/share/ACE_pool_DME_Base/prod/program/g_forest_or.sas

Output: root/clinical_studies/RO6867461/CDT70122/share/ACE_pool_DME_CSR_Final/prod/output_bc/g_forest_or_str_QSBMH15I_PREST_ITBC_OCTNOV2021_DME.pdf 30SEP2022 13:52

POPULATION: Intent-to-Treat Population B vs. C
ENDPOINT: Proportion of Patients with a >=15-point improvement from baseline in NEI VFQ-25 Vision Specific Mental Health subscale throughout the Entire Study
MODEL: Stratified Analysis by Study, Baseline BCVA ETDRS letter score, Prior IVT anti-VEGF therapy, Geographic region (combined)
STUDY: GR40349 & GR40398
Dichotomous Analysis by Subgroups (Efficacy)

		Faricimab (PTI) (N=632)				Aflibercept (N=627)				Faricimab (PTI) vs. Aflibercept														Aflibercept vs. Faricimab (PTI)			
		Patients		Patients with Event		Patients		Patients with Event		Odds Ratio				Absolute Risk Difference				Relative Risk						Relative Risk			
Name	Level	n	%	n	%	n	%	n	%	Odds Ratio	Convergence Reason	95% Lower CL	95% Upper CL	Absolute Risk	Convergence Reason	95% Lower CL	95% Upper CL	Relative Risk	Convergence Reason	95% Lower CL	95% Upper CL	p-value (Cochran-Mantel Haenszel)	Interaction Test p-value (likelihood ratio)	Relative Risk	Convergence Reason	95% Lower CL	95% Upper CL
All	n/a	632	100,0	289	45,7	626	99,8	271	43,3	1,10	Convergence criterion (GCONV=1E-8) satisfied.	0,88	1,38	0,026	Algorithm converged.	-0,029	0,080	1,05	Algorithm converged.	0,93	1,19	0,3828		0,95	Algorithm converged.	0,84	1,08
Sex	Male	396	62,7	157	39,6	364	58,1	144	39,6	1,00	Convergence criterion (GCONV=1E-8) satisfied.	0,74	1,34	0,002	Algorithm converged.	-0,067	0,070	0,99	Algorithm converged.	0,83	1,18	0,9799	0,2110	1,01	Algorithm converged.	0,85	1,20
	Female	236	37,3	132	55,9	262	41,8	127	48,5	1,33	Convergence criterion (GCONV=1E-8) satisfied.	0,93	1,90	0,079	Algorithm converged.	-0,008	0,166	1,16	Algorithm converged.	0,98	1,37	0,1195		0,86	Algorithm converged.	0,73	1,02
Age	< 65 years	352	55,7	161	45,7	363	57,9	162	44,6	1,08	Convergence criterion (GCONV=1E-8) satisfied.	0,80	1,45	0,018	Algorithm converged.	-0,055	0,090	1,04	Algorithm converged.	0,88	1,21	0,6171	0,7285	0,97	Algorithm converged.	0,82	1,13
	>= 65 years	280	44,3	128	45,7	263	41,9	109	41,4	1,17	Convergence criterion (GCONV=1E-8) satisfied.	0,83	1,65	0,045	Algorithm converged.	-0,039	0,128	1,10	Algorithm converged.	0,91	1,33	0,3664		0,91	Algorithm converged.	0,78	1,10
Age	< 75 years	577	91,3	263	45,6	571	91,1	251	44,0	1,07	Convergence criterion (GCONV=1E-8) satisfied.	0,85	1,36	0,019	Algorithm converged.	-0,038	0,076	1,03	Algorithm converged.	0,91	1,17	0,5516	0,4140	0,97	Algorithm converged.	0,85	1,10
	>= 75 years	55	8,7	26	47,3	55	8,8	20	36,4	1,10	Convergence criterion (GCONV=1E-8) satisfied.	0,49	2,47	0,106	Algorithm converged.	-0,076	0,289	1,36	Algorithm converged.	0,88	2,10	0,8085		0,74	Algorithm converged.	0,48	1,14
Baseline BCVA ETDRS letter score	< 64 letters	281	44,5	143	50,9	284	45,3	148	52,1	0,95	Convergence criterion (GCONV=1E-8) satisfied.	0,68	1,32	-0,013	Algorithm converged.	-0,095	0,069	0,97	Algorithm converged.	0,83	1,14	0,7666	0,1634	1,03	Algorithm converged.	0,88	1,20
	>= 64 letters	349	55,2	144	41,3	342	54,5	123	36,0	1,28	Convergence criterion (GCONV=1E-8) satisfied.	0,94	1,74	0,060	Algorithm converged.	-0,013	0,133	1,17	Algorithm converged.	0,97	1,41	0,1119		0,86	Algorithm converged.	0,73	1,04
	Missing	2	0,3	0	0,0	0	0,0	0	0,0	NE	NE	NE	NE	NE	NE	NE	NE	NE	NE	NE	NE	NE		NE	NE	NE	NE
Geographic region	Europe	219	34,7	102	46,6	219	34,9	89	40,6	1,25	Convergence criterion (GCONV=1E-8) satisfied.	0,85	1,82	0,059	Algorithm converged.	-0,033	0,152	1,11	Algorithm converged.	0,90	1,38	0,2577	0,8582	0,90	Algorithm converged.	0,72	1,11
	America	344	54,4	161	46,8	339	54,1	157	46,3	1,02	Convergence criterion (GCONV=1E-8) satisfied.	0,75	1,37	0,005	Algorithm converged.	-0,070	0,079	1,02	Algorithm converged.	0,87	1,20	0,9208		0,98	Algorithm converged.	0,84	1,15
	Asia Pacific (inc. Australia)	69	10,9	26	37,7	68	10,8	25	36,8	1,15	Convergence criterion (GCONV=1E-8) satisfied.	0,56	2,39	0,040	Algorithm converged.	-0,115	0,195	1,07	Algorithm converged.	0,71	1,60	0,6995		0,94	Algorithm converged.	0,62	1,41
Race/ethnicity	White	489	77,4	228	46,6	503	80,3	221	43,8	1,11	Convergence criterion (GCONV=1E-8) satisfied.	0,86	1,43	0,031	Algorithm converged.	-0,031	0,092	1,06	Algorithm converged.	0,92	1,21	0,4070	0,8608	0,94	Algorithm converged.	0,83	1,08
	Asian	62	9,8	28	45,2	59	9,4	23	39,0	1,29	Convergence criterion (GCONV=1E-8) satisfied.	0,58	2,83	0,089	Algorithm converged.	-0,081	0,259	1,27	Algorithm converged.	0,83	1,95	0,5300		0,79	Algorithm converged.	0,51	1,21
	Other	55	8,7	27	49,1	47	7,5	22	46,8	0,93	Convergence criterion (GCONV=1E-8) satisfied.	0,40	2,17	0,010	Algorithm converged.	-0,191	0,212	1,05	Algorithm converged.	0,69	1,59	0,8611		0,96	Algorithm converged.	0,63	1,45
	Unknown	26	4,1	6	23,1	15	2,4	5	33,3	0,35	Convergence criterion (GCONV=1E-8) satisfied.	0,05	2,37	*	WARNING: The relative Hessian convergence criterion of 0.0001314069 is greater than the limit of 0.0001. The convergence is questionable.			*	ERROR: The mean parameter is either invalid or at a limit of its range for some observations.					*	ERROR: The mean parameter is either invalid or at a limit of its range for some observations.		
Baseline HbA1c	<=8%	404	63,9	191	47,3	399	63,6	169	42,4	1,23	Convergence criterion (GCONV=1E-8) satisfied.	0,93	1,64	0,051	Algorithm converged.	-0,017	0,119	1,10	Algorithm converged.	0,95	1,29	0,1445	0,3094	0,91	Algorithm converged.	0,78	1,05
	>8%	221	35,0	95	43,0	222	35,4	99	44,6	0,96	Convergence criterion (GCONV=1E-8) satisfied.	0,65	1,40	-0,013	Algorithm converged.	-0,104	0,078	0,98	Algorithm converged.	0,79	1,21	0,8147		1,02	Algorithm converged.	0,83	1,26
	Missing	7	1,1	3	42,9	5	0,8	3	60,0	*	NE			*	ERROR: The mean parameter is either invalid or at a limit of its range for some observations.			*	WARNING: The relative Hessian convergence criterion of 637509371.53 is greater than the limit of 0.0001. The convergence is questionable.					*	WARNING: The relative Hessian convergence criterion of 637509371.53 is greater than the limit of 0.0001. The convergence is questionable.		
Prior IVT anti-VEGF therapy	Yes	133	21,0	57	42,9	137	21,9	54	39,4	1,15	Convergence criterion (GCONV=1E-8) satisfied.	0,71	1,86	0,037	Algorithm converged.	-0,079	0,154	1,07	Algorithm converged.	0,81	1,42	0,5717	0,8022	0,93	Algorithm converged.	0,70	1,24
	No	499	79,0	232	46,5	489	78,0	217	44,4	1,09	Convergence criterion (GCONV=1E-8) satisfied.	0,85	1,40	0,021	Algorithm converged.	-0,041	0,082	1,04	Algorithm converged.	0,91	1,19	0,5111		0,96	Algorithm converged.	0,84	1,10
Baseline DR severity	<47	365	57,8	153	41,9	361	57,6	140	38,8	1,11	Convergence criterion (GCONV=1E-8) satisfied.	0,83	1,50	0,029	Algorithm converged.	-0,042	0,100	1,06	Algorithm converged.	0,88	1,26	0,4783	0,4570	0,95	Algorithm converged.	0,79	1,13
	47 - 53	198	31,3	103	52,0	208	33,2	100	48,1	1,18	Convergence criterion (GCONV=1E-8) satisfied.	0,79	1,76	0,050	Algorithm converged.	-0,045	0,146	1,11	Algorithm converged.	0,92	1,34	0,4120		0,90	Algorithm converged.	0,75	1,08
	>53	59	9,2	30	51,7	38	6,1	26	68,4	0,48	Convergence criterion (GCONV=1E-8) satisfied.	0,20	1,17	-0,162	Algorithm converged.	-0,372	0,047	0,75	Algorithm converged.	0,48	1,17	0,1020		1,24	Algorithm converged.	0,85	2,19
	Missing	11	1,7	3	27,3	19	3,0	5	26,3	0,97	Convergence criterion (GCONV=1E-8) satisfied.	0,12	7,85	-0,006	Algorithm converged.	-0,368	0,356	0,80	Algorithm converged.	0,18	3,57	0,9798		1,25	Algorithm converged.	0,28	5,63
Baseline DR severity	<=53	563	89,1	256	45,5	569	90,7	240	42,2	1,14	Convergence criterion (GCONV=1E-8) satisfied.	0,90	1,45	0,033	Algorithm converged.	-0,024	0,091	1,06	Algorithm converged.	0,93	1,21	0,2727	0,2714	0,94	Algorithm converged.	0,83	1,07
	>53	58	9,2	30	51,7	38	6,1	26	68,4	0,48	Convergence criterion (GCONV=1E-8) satisfied.	0,20	1,17	-0,162	Algorithm converged.	-0,372	0,047	0,75	Algorithm converged.	0,48	1,17	0,1020		1,24	Algorithm converged.	0,85	2,19
	Missing	11	1,7	3	27,3	19	3,0	5	26,3	0,97	Convergence criterion (GCONV=1E-8) satisfied.	0,12	7,85	-0,006	Algorithm converged.	-0,368	0,356	0,80	Algorithm converged.	0,18	3,57	0,9798		1,25	Algorithm converged.	0,28	5,63
Medical history: renal disease	Yes	63	10,0	25	39,7	45	7,2	15	33,3	1,14	Convergence criterion (GCONV=1E-8) satisfied.	0,50	2,63	0,060	Algorithm converged.	-0,133	0,254	1,19	Algorithm converged.	0,71	1,99	0,7558	0,6191	0,84	Algorithm converged.	0,50	1,40
	No	569	90,0	264	46,4	581	92,7	256	44,1	1,11	Convergence criterion (GCONV=1E-8) satisfied.	0,88	1,40	0,025	Algorithm converged.	-0,032	0,083	1,05	Algorithm converged.	0,92	1,19	0,3943		0,96	Algorithm converged.	0,84	1,08
Medical history: cardiac disease	Yes	511	80,9	231	45,2	498	79,4	211	42,4	1,10	Convergence criterion (GCONV=1E-8) satisfied.	0,85	1,41	0,026	Algorithm converged.	-0,035	0,087	1,05	Algorithm converged.	0,92	1,21	0,4764	0,9411	0,95	Algorithm converged.	0,83	1,09
	No	121	19,1	58	47,9	128	20,4	60	46,9	1,07	Convergence criterion (GCONV=1E-8) satisfied.	0,63	1,84	0,040	Algorithm converged.	-0,080	0,160	1,05	Algorithm converged.	0,82	1,33	0,7949		0,96	Algorithm converged.	0,75	1,22
Medical history: vascular disease	Yes	92	14,6	55	59,8	98	15,6	45	45,9	1,70	Convergence criterion (GCONV=1E-8) satisfied.	0,95	3,06	0,135	Algorithm converged.	-0,006	0,276	1,26	Algorithm converged.	0,96	1,66	0,0734	0,1918	0,79	Algorithm converged.	0,60	1,04
	No	540	85,4	234	43,3	528	84,2	226	42,8	1,03	Convergence criterion (GCONV=1E-8) satisfied.	0,81	1,31	0,007	Algorithm converged.	-0,052	0,066	1,01	Algorithm converged.	0,88	1,16	0,8104		0,99	Algorithm converged.	0,86	1,13
Study	Rhine	319	50,5	151	47,3	315	50,2	134	42,5	1,22	Convergence criterion (GCONV=1E-8) satisfied.	0,89	1,68	0,048	Algorithm converged.	-0,029	0,125	1,11	Algorithm converged.	0,93	1,32	0,2221	0,3950	0,90	Algorithm converged.	0,76	1,07
	Yosemite	313	49,5	138	44,1	311	49,6	137	44,1	1,00	Convergence criterion (GCONV=1E-8) satisfied.	0,73	1,38	0,004	Algorithm converged.	-0,072	0,081	0,99	Algorithm converged.	0,84	1,18	0,9985		1,01	Algorithm converged.	0,85	1,20

Test for interaction based on RR (Log-binomial regression)
* indicates convergence problem. Result is uninterpretable.
Only patients with at least one value are used for analysis. For stratification Asia and rest of the world regions are combined due to a small number of enrolled patients. The stratification factor is excluded if it is the subgroup. OR is computed by stratified analysis, RR and ARD by adjusted analysis.
Early Termination (ET) visit was mapped to closest regular visit.
Treatment policy strategy was applied to non-COVID-19 related and hypothetical strategy was applied to COVID-19 related intercurrent events. COVID-19 related intercurrent events are: Disc. of Treatment due to COVID-19, Prohibited Treatment/Therapy due to COVID-19, Missed Dose at Week 88,92 or 96 due to COVID-19 and COVID-19 Death.
Clinical cut-off: YOSEMITE 01NOV2021 and RHINE 28OCT2021

Program: root/clinical_studies/RO6867461/CDT70122/share/ACE_pool_DME_CSR_Final/prod/program/t_eff_resp.sas
Output: root/clinical_studies/RO6867461/CDT70122/share/ACE_pool_DME_CSR_Final/prod/output_bc/t_eff_resp_sg_str_QSBMH151_PREST_ITBC_OCTNOV2021_DME.xls
27MAR2022 0:13

POPULATION: Intent-to-Treat Population B vs. C
ENDPOINT: Proportion of Patients with a >=4-point improvement from baseline in NEI VFQ-25 Vision Specific Mental Health subscale through Week 56
MODEL: Stratified Analysis by Study, Baseline BCVA ETDRS letter score, Prior IVT anti-VEGF therapy, Geographic region (combined)
STUDY: GR40349 & GR40398
Dichotomous Analysis (Efficacy)

		Faricimab (PTI) (N=632)				Aflibercept (N=627)				Faricimab (PTI) vs. Aflibercept																Aflibercept vs. Faricimab (PTI)				
		Patients		Patients with Event		Patients		Patients with Event		Odds Ratio										Relative Risk						Relative Risk				
														Absolute Risk Difference																
Name	Level	n	%	n	%	n	%	n	%	Odds Ratio		Convergence Reason	95% Lower CL	95% Upper CL	Absolute Risk		Convergence Reason	95% Lower CL	95% Upper CL	Relative Risk		Convergence Reason	95% Lower CL	95% Upper CL	p-value (Cochran-Mantel-Haenszel)	Interaction Test p-value (likelihood ratio)	Relative Risk		Convergence Reason	95% Lower CL	95% Upper CL
All	n/a	632	100,0	423	66,9	626	99,8	413	66,0	1,04		Convergence criterion (GCONV=1E-8) satisfied.	0,82	1,32	0,007		Algorithm converged.	-0,044	0,059	1,01		Algorithm converged.	0,93	1,09	0,7252		0,99		Algorithm converged.	0,92	1,07
Study	Rhine	319	50,5	215	67,4	315	50,2	207	65,7	1,08		Convergence criterion (GCONV=1E-8) satisfied.	0,77	1,51	0,011		Algorithm converged.	-0,062	0,083	1,01		Algorithm converged.	0,90	1,12	0,6418	0,8423	0,99		Algorithm converged.	0,89	1,11
	Yosemite	313	49,5	208	66,5	311	49,6	206	66,2	1,01		Convergence criterion (GCONV=1E-8) satisfied.	0,72	1,40	0,003		Algorithm converged.	-0,070	0,077	1,01		Algorithm converged.	0,90	1,12	0,9738		0,99		Algorithm converged.	0,89	1,11

Test for interaction based on RR (Log-binomial regression)
* indicates convergence problem. Result is uninterpretable.
Only patients with at least one value are used for analysis. For stratification Asia and rest of the world regions are combined due to a small number of enrolled patients. The stratification factor is excluded if it is the subgroup. OR is computed by stratified analysis, RR and ARD by adjusted analysis.
Early Termination (ET) visit was mapped to closest regular visit.
Treatment policy strategy was applied to non-COVID-19 related and hypothetical strategy was applied to COVID-19 related intercurrent events. COVID-19 related intercurrent events are: Disc. of Treatment due to COVID-19, Prohibited Treatment/Therapy due to COVID-19, Missed Dose at Week 44,48 or 52 due to COVID-19 and COVID-19 Death.
Clinical cut-off: YOSEMITE 01NOV2021 and RHINE 28OCT2021

Program: root/clinical_studies/RO6867461/CDT70122/share/ACE_pool_DME_CSR_Final/prod/program/t_eff_resp.sas
Output: root/clinical_studies/RO6867461/CDT70122/share/ACE_pool_DME_CSR_Final/prod/output_bc/t_eff_resp_str_QSBMH4I_W56_PREST_ITBC_OCTNOV2021_DME.xls
27MAR2022 4:11

POPULATION: Intent-to-Treat Population B vs. C
ENDPOINT: Proportion of Patients with a >=4-point improvement from baseline in NEI VFQ-25 Vision Specific Mental Health subscale through Week 56
MODEL: Adjusted Analysis by Study, Baseline BCVA ETDRS letter score, Prior IVT anti-VEGF therapy, Geographic region
STUDY: GR40349 & GR40398
Forest Plot of Relative Risk

Study	Total n	Aflibercept (N=627) n	Aflibercept (N=627) n Responder	Faricimab (PTI) (N=632) n	Faricimab (PTI) (N=632) n Responder	Relative Risk	95% CI
All Patients	1258	626	413	632	423	1.01	(0.93, 1.09)
Study							
Rhine	634	315	207	319	215	1.01	(0.90, 1.12)
Yosemite	624	311	206	313	208	1.01	(0.90, 1.12)

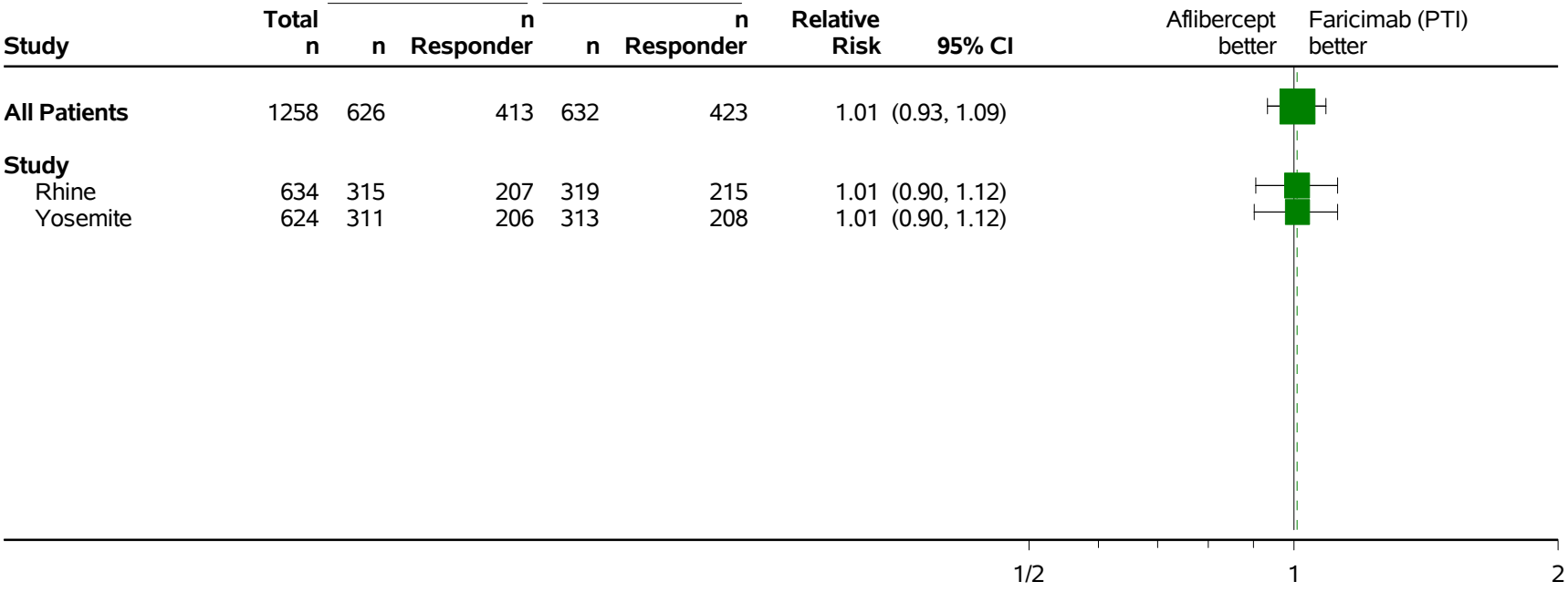

Only patients with at least one value are used for analysis. For adjustment Asia and rest of the world regions are combined due to a small number of enrolled patients.
The adjustment factor is excluded if it is the subgroup.
Early Termination (ET) visit was mapped to closest regular visit.
Treatment policy strategy was applied to non-COVID-19 related and hypothetical strategy was applied to COVID-19 related intercurrent events. COVID-19 related intercurrent events are:
Disc. of Treatment due to COVID-19, Prohibited Treatment/Therapy due to COVID-19, Missed Dose at Week 44,48 or 52 due to COVID-19 and COVID-19 Death.
Clinical cut-off: YOSEMITE 01NOV2021 and RHINE 28OCT2021
Program: root/clinical_studies/RO6867461/CDT70122/share/ACE_pool_DME_Base/prod/program/g_forest_rr.sas
Output: root/clinical_studies/RO6867461/CDT70122/share/ACE_pool_DME_CSR_Final/prod/output_bc/g_forest_rr_str_QSBMH4I_W56_PREST_ITBC_OCTNOV2021_DME.pdf 06OCT2022 18:14

POPULATION: Intent-to-Treat Population B vs. C
ENDPOINT: Proportion of Patients with a >=4-point improvement from baseline in NEI VFQ-25 Vision Specific Mental Health subscale through Week 56
MODEL: Stratified Analysis by Study, Baseline BCVA ETDRS letter score, Prior IVT anti-VEGF therapy, Geographic region
STUDY: GR40349 & GR40398
Forest Plot of Odds Ratio

		Aflibercept (N=627)		Faricimab (PTI) (N=632)				
Study	**Total n**	**n**	**n Responder**	**n**	**n Responder**	**Odds Ratio**	**95% CI**	Aflibercept better / Faricimab (PTI) better
All Patients	1258	626	413	632	423	1.04	(0.82, 1.32)	
Study								
Rhine	634	315	207	319	215	1.08	(0.77, 1.51)	
Yosemite	624	311	206	313	208	1.01	(0.72, 1.40)	

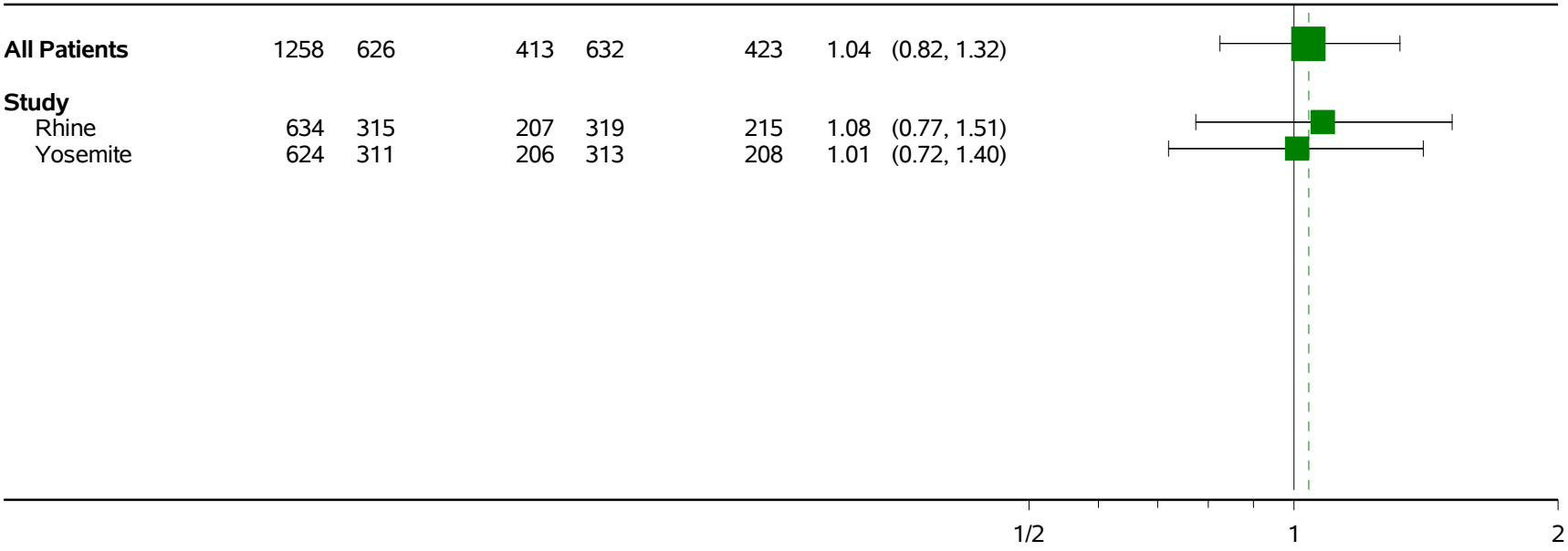

Only patients with at least one value are used for analysis. For stratification Asia and rest of the world regions are combined due to a small number of enrolled patients.
Early Termination (ET) visit was mapped to closest regular visit.
Treatment policy strategy was applied to non-COVID-19 related and hypothetical strategy was applied to COVID-19 related intercurrent events. COVID-19 related intercurrent events are:
Disc. of Treatment due to COVID-19, Prohibited Treatment/Therapy due to COVID-19, Missed Dose at Week 44,48 or 52 due to COVID-19 and COVID-19 Death.
Clinical cut-off: YOSEMITE 01NOV2021 and RHINE 28OCT2021
Program: root/clinical_studies/RO6867461/CDT70122/share/ACE_pool_DME_Base/prod/program/g_forest_or.sas
Output: root/clinical_studies/RO6867461/CDT70122/share/ACE_pool_DME_CSR_Final/prod/output_bc/g_forest_or_str_QSBMH4I_W56_PREST_ITBC_OCTNOV2021_DME.pdf 30SEP2022 12:59

POPULATION: Intent-to-Treat Population B vs. C
ENDPOINT: Proportion of Patients with a >=4-point improvement from baseline in NEI VFQ-25 Vision Specific Mental Health subscale through Week 56
MODEL: Stratified Analysis by Study, Baseline BCVA ETDRS letter score, Prior IVT anti-VEGF therapy, Geographic region (combined)
STUDY: GR40349 & GR40398
Dichotomous Analysis by Subgroups (Efficacy)

		Faricimab (PTI) (N=632)				Aflibercept (N=627)				Faricimab (PTI) vs. Aflibercept														Aflibercept vs. Faricimab (PTI)			
		Patients		Patients with Event		Patients		Patients with Event		Odds Ratio				Absolute Risk Difference				Relative Risk						Relative Risk			
Name	Level	n	%	n	%	n	%	n	%	Odds Ratio	Convergence Reason	95% Lower CL	95% Upper CL	Absolute Risk	Convergence Reason	95% Lower CL	95% Upper CL	Relative Risk	Convergence Reason	95% Lower CL	95% Upper CL	p-value (Cochran-Mantel Haenszel)	p-value (likelihood ratio)	Relative Risk	Convergence Reason	95% Lower CL	95% Upper CL
All	n/a	632	100,0	423	66,9	626	99,8	413	66,0	1,04	Convergence criterion (GCONV=1E-8) satisfied.	0,82	1,32	0,007	Algorithm converged.	-0,044	0,059	1,01	Algorithm converged.	0,93	1,09	0,7252		0,99	Algorithm converged.	0,92	1,07
Sex	Male	396	62,7	252	63,6	364	58,1	233	64,0	0,98	Convergence criterion (GCONV=1E-8) satisfied.	0,79	1,32	-0,010	Algorithm converged.	-0,079	0,058	0,97	Algorithm converged.	0,88	1,08	0,9074	0,2317	1,03	Algorithm converged.	0,92	1,14
	Female	236	37,3	171	72,5	262	41,8	180	68,7	1,16	Convergence criterion (GCONV=1E-8) satisfied.	0,78	1,72	0,051	Algorithm converged.	-0,027	0,129	1,08	Algorithm converged.	0,97	1,20	0,4757		0,93	Algorithm converged.	0,83	1,03
Age	< 65 years	352	55,7	243	69,0	363	57,9	241	66,4	1,15	Convergence criterion (GCONV=1E-8) satisfied.	0,84	1,58	0,032	Algorithm converged.	-0,036	0,100	1,05	Algorithm converged.	0,95	1,16	0,3900	0,3766	0,96	Algorithm converged.	0,87	1,06
	>= 65 years	280	44,3	180	64,3	263	41,9	172	65,4	0,95	Convergence criterion (GCONV=1E-8) satisfied.	0,67	1,36	-0,015	Algorithm converged.	-0,085	0,065	0,97	Algorithm converged.	0,86	1,09	0,7825		1,03	Algorithm converged.	0,91	1,17
Age	< 75 years	577	91,3	394	68,3	571	91,1	377	66,0	1,11	Convergence criterion (GCONV=1E-8) satisfied.	0,87	1,43	0,021	Algorithm converged.	-0,033	0,075	1,03	Algorithm converged.	0,95	1,11	0,4001	0,1114	0,97	Algorithm converged.	0,90	1,05
	>= 75 years	55	8,7	29	52,7	55	8,8	36	65,5	0,44	Convergence criterion (GCONV=1E-8) satisfied.	0,19	0,99	-0,138	Algorithm converged.	-0,319	0,042	0,78	Algorithm converged.	0,57	1,07	0,0452		1,28	Algorithm converged.	0,94	1,74
Baseline BCVA ETDRS letter score	< 64 letters	281	44,5	192	68,3	284	45,3	207	72,9	0,79	Convergence criterion (GCONV=1E-8) satisfied.	0,55	1,15	-0,040	Algorithm converged.	-0,113	0,033	0,95	Algorithm converged.	0,86	1,06	0,2184	0,0669	1,05	Algorithm converged.	0,95	1,16
	>= 64 letters	349	55,2	230	65,9	342	54,5	206	60,2	1,28	Convergence criterion (GCONV=1E-8) satisfied.	0,94	1,75	0,056	Algorithm converged.	-0,015	0,128	1,09	Algorithm converged.	0,97	1,23	0,1160		0,92	Algorithm converged.	0,82	1,03
	Missing	2	0,3	1	50,0	0	0,0	0	0,0	NE		NE	NE	NE	NE	NE	NE	NE	NE	NE	NE	NE		NE	NE	NE	NE
Geographic region	Europe	219	34,7	140	63,9	219	34,9	134	61,2	1,10	Convergence criterion (GCONV=1E-8) satisfied.	0,73	1,62	0,024	Algorithm converged.	-0,067	0,115	1,04	Algorithm converged.	0,89	1,20	0,6223	0,8885	0,97	Algorithm converged.	0,83	1,12
	America	344	54,4	240	69,8	339	54,1	235	69,3	1,02	Convergence criterion (GCONV=1E-8) satisfied.	0,74	1,42	0,005	Algorithm converged.	-0,064	0,073	1,01	Algorithm converged.	0,91	1,11	0,8857		0,99	Algorithm converged.	0,90	1,10
	Asia Pacific (inc. Australia)	69	10,9	43	62,3	68	10,8	44	64,7	1,00	Convergence criterion (GCONV=1E-8) satisfied.	0,49	2,05	-0,030	Algorithm converged.	-0,190	0,131	0,92	Algorithm converged.	0,71	1,18	0,9962		1,09	Algorithm converged.	0,86	1,40
Race/ethnicity	White	489	77,4	332	67,9	505	80,5	334	66,1	1,09	Convergence criterion (GCONV=1E-8) satisfied.	0,83	1,42	0,016	Algorithm converged.	-0,042	0,074	1,02	Algorithm converged.	0,93	1,11	0,5386	0,8254	0,98	Algorithm converged.	0,90	1,07
	Asian	62	9,8	41	66,1	59	9,4	37	62,7	0,98	Convergence criterion (GCONV=1E-8) satisfied.	0,45	2,11	0,029	Algorithm converged.	-0,142	0,200	1,03	Algorithm converged.	0,78	1,35	0,9518		0,97	Algorithm converged.	0,74	1,28
	Other	55	8,7	36	65,5	47	7,5	32	68,1	0,93	Convergence criterion (GCONV=1E-8) satisfied.	0,37	2,35	-0,022	Algorithm converged.	-0,207	0,162	*	WARNING: The relative Hessian convergence criterion of 0.0323831912 is greater than the limit of 0.0001. The convergence is questionable.					*	WARNING: The relative Hessian convergence criterion of 0.0323831912 is greater than the limit of 0.0001. The convergence is questionable.		
	Unknown	26	4,1	14	53,8	15	2,4	10	66,7	0,31	Convergence criterion (GCONV=1E-8) satisfied.	0,05	2,00	*	WARNING: The relative Hessian convergence criterion of 0.0132690819 is greater than the limit of 0.0001. The convergence is questionable.			*	WARNING: The relative Hessian convergence criterion of 0.229660854 is greater than the limit of 0.0001. The convergence is questionable.				*	WARNING: The relative Hessian convergence criterion of 0.229660854 is greater than the limit of 0.0001. The convergence is questionable.		
Baseline HbA1c	<=8%	404	63,9	274	67,8	399	63,6	259	64,9	1,15	Convergence criterion (GCONV=1E-8) satisfied.	0,83	1,55	0,029	Algorithm converged.	-0,038	0,093	1,04	Algorithm converged.	0,94	1,14	0,3535	0,3458	0,98	Algorithm converged.	0,87	1,06
	>8%	221	35,0	144	65,2	222	35,4	150	67,6	0,91	Convergence criterion (GCONV=1E-8) satisfied.	0,63	1,36	-0,016	Algorithm converged.	-0,103	0,071	0,98	Algorithm converged.	0,86	1,12	0,6490		1,02	Algorithm converged.	0,89	1,16
	Missing	7	1,1	5	71,4	5	0,8	4	80,0	2,00	Convergence criterion (GCONV=1E-8) satisfied.	0,13	31,98	*	ERROR: The mean parameter is either invalid or at a limit of its range for some observations.			*	WARNING: Negative of Hessian not positive definite.					*	WARNING: Negative of Hessian not positive definite.		
Prior IVT anti-VEGF therapy	Yes	133	21,0	92	69,2	137	21,9	82	59,9	1,53	Convergence criterion (GCONV=1E-8) satisfied.	0,92	2,59	0,092	Algorithm converged.	-0,019	0,202	1,14	Algorithm converged.	0,97	1,35	0,0955	0,0811	0,87	Algorithm converged.	0,74	1,03
	No	499	79,0	331	66,3	489	78,0	331	67,7	0,94	Convergence criterion (GCONV=1E-8) satisfied.	0,72	1,22	-0,014	Algorithm converged.	-0,074	0,042	0,97	Algorithm converged.	0,89	1,06	0,6279		1,03	Algorithm converged.	0,94	1,12
Baseline DR severity	<47	365	57,8	233	63,8	361	57,6	221	61,2	1,07	Convergence criterion (GCONV=1E-8) satisfied.	0,79	1,45	0,022	Algorithm converged.	-0,049	0,092	1,03	Algorithm converged.	0,92	1,16	0,6643	0,7681	0,97	Algorithm converged.	0,87	1,08
	47 - 53	198	31,3	140	70,7	208	33,2	149	71,6	0,98	Convergence criterion (GCONV=1E-8) satisfied.	0,63	1,53	-0,007	Algorithm converged.	-0,084	0,079	0,99	Algorithm converged.	0,87	1,11	0,9423		1,02	Algorithm converged.	0,90	1,14
	>53	58	9,2	45	77,6	38	6,1	33	86,8	0,62	Convergence criterion (GCONV=1E-8) satisfied.	0,19	2,05	*	WARNING: The relative Hessian convergence criterion of 0.0591888803 is greater than the limit of 0.0001. The convergence is questionable.			*	WARNING: The relative Hessian convergence criterion of 0.0714457649 is greater than the limit of 0.0001. The convergence is questionable.				*	WARNING: The relative Hessian convergence criterion of 0.0714457649 is greater than the limit of 0.0001. The convergence is questionable.		
	Missing	11	1,7	5	45,5	19	3,0	10	52,6	0,95	Convergence criterion (GCONV=1E-8) satisfied.	0,13	7,16	-0,101	Algorithm converged.	-0,486	0,284	*	WARNING: The relative Hessian convergence criterion of 0.0095221202 is greater than the limit of 0.0001. The convergence is questionable.					*	WARNING: The relative Hessian convergence criterion of 0.0095221202 is greater than the limit of 0.0001. The convergence is questionable.		
Baseline DR severity	<=53	563	89,1	373	66,3	569	90,7	370	65,0	1,04	Convergence criterion (GCONV=1E-8) satisfied.	0,83	1,34	0,009	Algorithm converged.	-0,048	0,064	1,01	Algorithm converged.	0,93	1,10	0,7391	0,6501	0,99	Algorithm converged.	0,91	1,08
	>53	58	9,2	45	77,6	38	6,1	33	86,8	0,62	Convergence criterion (GCONV=1E-8) satisfied.	0,19	2,05	*	WARNING: The relative Hessian convergence criterion of 0.0591888803 is greater than the limit of 0.0001. The convergence is questionable.			*	WARNING: The relative Hessian convergence criterion of 0.0714457649 is greater than the limit of 0.0001. The convergence is questionable.				*	WARNING: The relative Hessian convergence criterion of 0.0714457649 is greater than the limit of 0.0001. The convergence is questionable.		
	Missing	11	1,7	5	45,5	19	3,0	10	52,6	0,95	Convergence criterion (GCONV=1E-8) satisfied.	0,13	7,16	-0,101	Algorithm converged.	-0,486	0,284	*	WARNING: The relative Hessian convergence criterion of 0.0095221202 is greater than the limit of 0.0001. The convergence is questionable.					*	WARNING: The relative Hessian convergence criterion of 0.0095221202 is greater than the limit of 0.0001. The convergence is questionable.		
Medical history: renal disease	Yes	63	10,0	41	65,1	45	7,2	31	68,9	0,72	Convergence criterion (GCONV=1E-8) satisfied.	0,31	1,69	-0,045	Algorithm converged.	-0,225	0,134	0,93	Algorithm converged.	0,72	1,21	0,4457	0,5071	1,07	Algorithm converged.	0,82	1,39
	No	569	90,0	382	67,1	581	92,7	382	65,7	1,07	Convergence criterion (GCONV=1E-8) satisfied.	0,84	1,37	0,013	Algorithm converged.	-0,041	0,067	1,02	Algorithm converged.	0,94	1,10	0,5915		0,98	Algorithm converged.	0,91	1,07
Medical history: cardiac disease	Yes	511	80,9	335	65,6	498	79,4	321	64,5	1,05	Convergence criterion (GCONV=1E-8) satisfied.	0,81	1,37	0,008	Algorithm converged.	-0,051	0,066	1,01	Algorithm converged.	0,92	1,10	0,7125	0,8175	0,99	Algorithm converged.	0,91	1,08
	No	121	19,1	88	72,7	128	20,4	92	71,9	1,04	Convergence criterion (GCONV=1E-8) satisfied.	0,57	1,90	*	WARNING: The relative Hessian convergence criterion of 0.0017717813 is greater than the limit of 0.0001. The convergence is questionable.			*	WARNING: The relative Hessian convergence criterion of 0.0127101533 is greater than the limit of 0.0001. The convergence is questionable.				*	WARNING: The relative Hessian convergence criterion of 0.0127101533 is greater than the limit of 0.0001. The convergence is questionable.		
Medical history: vascular disease	Yes	92	14,6	68	73,9	98	15,6	62	63,3	1,53	Convergence criterion (GCONV=1E-8) satisfied.	0,82	2,96	0,054	Algorithm converged.	-0,080	0,187	1,03	Algorithm converged.	0,86	1,28	0,1788	0,2786	0,93	Algorithm converged.	0,78	1,16
	No	540	85,4	355	65,7	528	84,2	351	66,5	0,97	Convergence criterion (GCONV=1E-8) satisfied.	0,70	1,25	-0,006	Algorithm converged.	-0,062	0,050	0,99	Algorithm converged.	0,91	1,08	0,8003		1,01	Algorithm converged.	0,93	1,10
Study	Rhine	319	50,5	215	67,4	315	50,2	207	65,7	1,08	Convergence criterion (GCONV=1E-8) satisfied.	0,77	1,51	0,011	Algorithm converged.	-0,062	0,083	1,01	Algorithm converged.	0,90	1,12	0,6418	0,8423	0,98	Algorithm converged.	0,89	1,11
	Yosemite	313	49,5	208	66,5	311	49,8	206	66,2	1,01	Convergence criterion (GCONV=1E-8) satisfied.	0,72	1,40	0,003	Algorithm converged.	-0,070	0,077	1,01	Algorithm converged.	0,90	1,12	0,9738		0,99	Algorithm converged.	0,89	1,11

Test for interaction based on RR (Log-binomial regression)
* indicates convergence problem. Result is uninterpretable.
Only patients with at least one value are used for analysis. For stratification Asia and rest of the world regions are combined due to a small number of enrolled patients. The stratification factor is excluded if it is the subgroup. OR is computed by stratified analysis, RR and ARD by adjusted analysis.
Early Termination (ET) visit was mapped to closest regular visit.
Treatment policy strategy was applied to non-COVID-19 related and hypothetical strategy was applied to COVID-19 related intercurrent events. COVID-19 related intercurrent events are: Disc. of Treatment due to COVID-19, Prohibited Treatment/Therapy due to COVID-19, Missed Dose at Week 44,48 or 52 due to COVID-19 and COVID-19 Death.
Clinical cut-off: YOSEMITE 01NOV2021 and RHINE 28OCT2021

Program: root/clinical_studies/RO6867461/CDT70122/share/ACE_pool_DME_CSR_Final/prod/program/t_eff_resp.sas
Output: root/clinical_studies/RO6867461/CDT70122/share/ACE_pool_DME_CSR_Final/prod/output_hc/t_eff_resp_sg_str_QSBMH4I_W56_PREST_ITBC_OCTNOV2021_DME.xls
26MAR2022 20:17

POPULATION: Intent-to-Treat Population B vs. C
ENDPOINT: Proportion of Patients with a >=4-point improvement from baseline in NEI VFQ-25 Vision Specific Mental Health subscale throughout the Entire Study
MODEL: Stratified Analysis by Study, Baseline BCVA ETDRS letter score, Prior IVT anti-VEGF therapy, Geographic region (combined)
STUDY: GR40349 & GR40398
Dichotomous Analysis (Efficacy)

		Faricimab (PTI) (N=632)				Aflibercept (N=627)				Faricimab (PTI) vs. Aflibercept																Aflibercept vs. Faricimab (PTI)			
		Patients		Patients with Event		Patients		Patients with Event		Odds Ratio					Absolute Risk Difference				Relative Risk							Relative Risk			
Name	Level	n	%	n	%	n	%	n	%	Odds Ratio		Convergence Reason	95% Lower CL	95% Upper CL	Absolute Risk		Convergence Reason	95% Lower CL	95% Upper CL	Relative Risk		Convergence Reason	95% Lower CL	95% Upper CL	p-value (Cochran-Mantel-Haenszel)	Interaction Test p-value (likelihood ratio)	Relative Risk		Convergence Reason	95% Lower CL	95% Upper CL
All	n/a	632	100,0	469	74,2	626	99,8	458	73,2	1,06		Convergence criterion (GCONV=1E-8) satisfied.	0,82	1,36	0,006		Algorithm converged.	-0,042	0,054	1,00		Algorithm converged.	0,94	1,07	0,6703		1,00		Algorithm converged.	0,93	1,06
Study	Rhine	319	50,5	239	74,9	315	50,2	225	71,4	1,20		Convergence criterion (GCONV=1E-8) satisfied.	0,84	1,71	0,024		Algorithm converged.	-0,044	0,093	1,02		Algorithm converged.	0,93	1,13	0,3132	0,3896	0,98		Algorithm converged.	0,89	1,07
	Yosemite	313	49,5	230	73,5	311	49,6	233	74,9	0,93		Convergence criterion (GCONV=1E-8) satisfied.	0,65	1,33	-0,015		Algorithm converged.	-0,083	0,053	0,98		Algorithm converged.	0,89	1,07	0,6772		1,02		Algorithm converged.	0,93	1,12

Test for interaction based on RR (Log-binomial regression)
* indicates convergence problem. Result is uninterpretable.
Only patients with at least one value are used for analysis. For stratification Asia and rest of the world regions are combined due to a small number of enrolled patients. The stratification factor is excluded if it is the subgroup. OR is computed by stratified analysis, RR and ARD by adjusted analysis.
Early Termination (ET) visit was mapped to closest regular visit.
Treatment policy strategy was applied to non-COVID-19 related and hypothetical strategy was applied to COVID-19 related intercurrent events. COVID-19 related intercurrent events are: Disc. of Treatment due to COVID-19, Prohibited Treatment/Therapy due to COVID-19, Missed Dose at Week 88,92 or 96 due to COVID-19 and COVID-19 Death.
Clinical cut-off: YOSEMITE 01NOV2021 and RHINE 28OCT2021

Program: root/clinical_studies/RO6867461/CDT70122/share/ACE_pool_DME_CSR_Final/prod/program/t_eff_resp.sas
Output: root/clinical_studies/RO6867461/CDT70122/share/ACE_pool_DME_CSR_Final/prod/output_bc/t_eff_resp_str_QSBMH4I_PREST_ITBC_OCTNOV2021_DME.xls
27MAR2022 4:16

POPULATION: Intent-to-Treat Population B vs. C
ENDPOINT: Proportion of Patients with a >=4-point improvement from baseline in NEI VFQ-25 Vision Specific Mental Health subscale throughout the Entire Study
MODEL: Adjusted Analysis by Study, Baseline BCVA ETDRS letter score, Prior IVT anti-VEGF therapy, Geographic region
STUDY: GR40349 & GR40398
Forest Plot of Relative Risk

Study	Total n	Aflibercept (N=627) n	Aflibercept (N=627) n Responder	Faricimab (PTI) (N=632) n	Faricimab (PTI) (N=632) n Responder	Relative Risk	95% CI
All Patients	1258	626	458	632	469	1.00	(0.94, 1.07)
Study							
Rhine	634	315	225	319	239	1.02	(0.93, 1.13)
Yosemite	624	311	233	313	230	0.98	(0.89, 1.07)

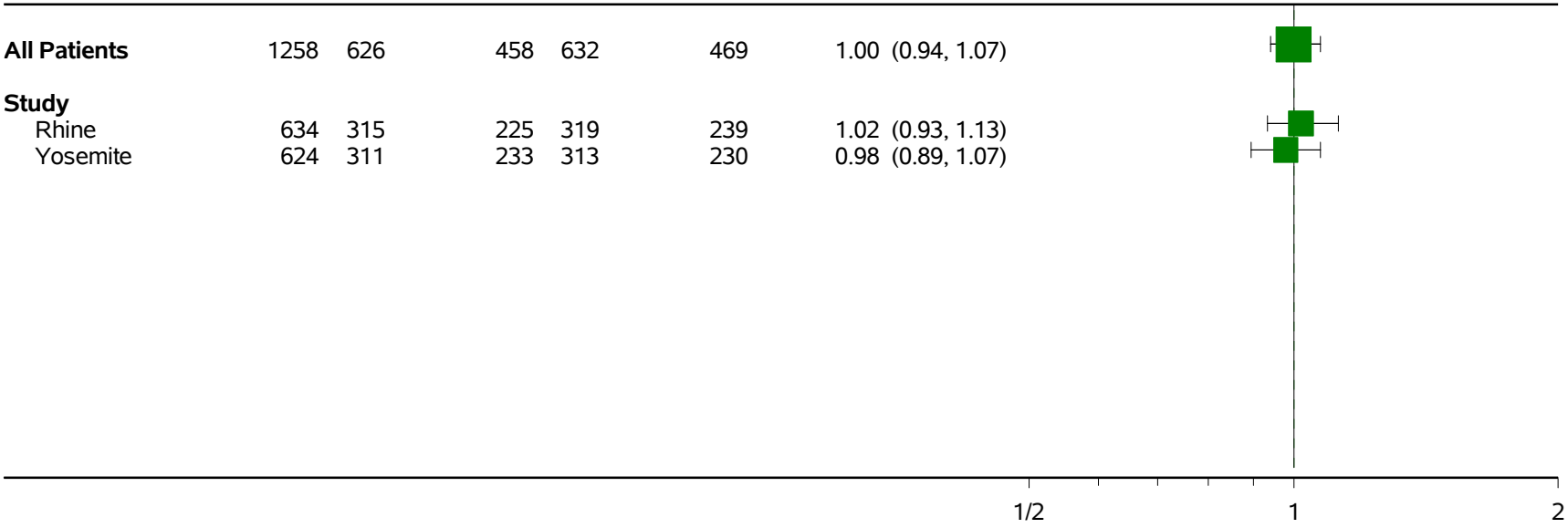

Only patients with at least one value are used for analysis. For adjustment Asia and rest of the world regions are combined due to a small number of enrolled patients.
The adjustment factor is excluded if it is the subgroup.
Early Termination (ET) visit was mapped to closest regular visit.
Treatment policy strategy was applied to non-COVID-19 related and hypothetical strategy was applied to COVID-19 related intercurrent events. COVID-19 related intercurrent events are:
Disc. of Treatment due to COVID-19, Prohibited Treatment/Therapy due to COVID-19, Missed Dose at Week 88,92 or 96 due to COVID-19 and COVID-19 Death.
Clinical cut-off: YOSEMITE 01NOV2021 and RHINE 28OCT2021
Program: root/clinical_studies/RO6867461/CDT70122/share/ACE_pool_DME_Base/prod/program/g_forest_rr.sas
Output: root/clinical_studies/RO6867461/CDT70122/share/ACE_pool_DME_CSR_Final/prod/output_bc/g_forest_rr_str_QSBMH4I_PREST_ITBC_OCTNOV2021_DME.pdf 06OCT2022 18:15

POPULATION: Intent-to-Treat Population B vs. C
ENDPOINT: Proportion of Patients with a >=4-point improvement from baseline in NEI VFQ-25 Vision Specific Mental Health subscale throughout the Entire Study
MODEL: Stratified Analysis by Study, Baseline BCVA ETDRS letter score, Prior IVT anti-VEGF therapy, Geographic region
STUDY: GR40349 & GR40398
Forest Plot of Odds Ratio

Study	Total n	Aflibercept (N=627) n	Aflibercept (N=627) n Responder	Faricimab (PTI) (N=632) n	Faricimab (PTI) (N=632) n Responder	Odds Ratio	95% CI
All Patients	1258	626	458	632	469	1.06	(0.82, 1.36)
Study							
Rhine	634	315	225	319	239	1.20	(0.84, 1.71)
Yosemite	624	311	233	313	230	0.93	(0.65, 1.33)

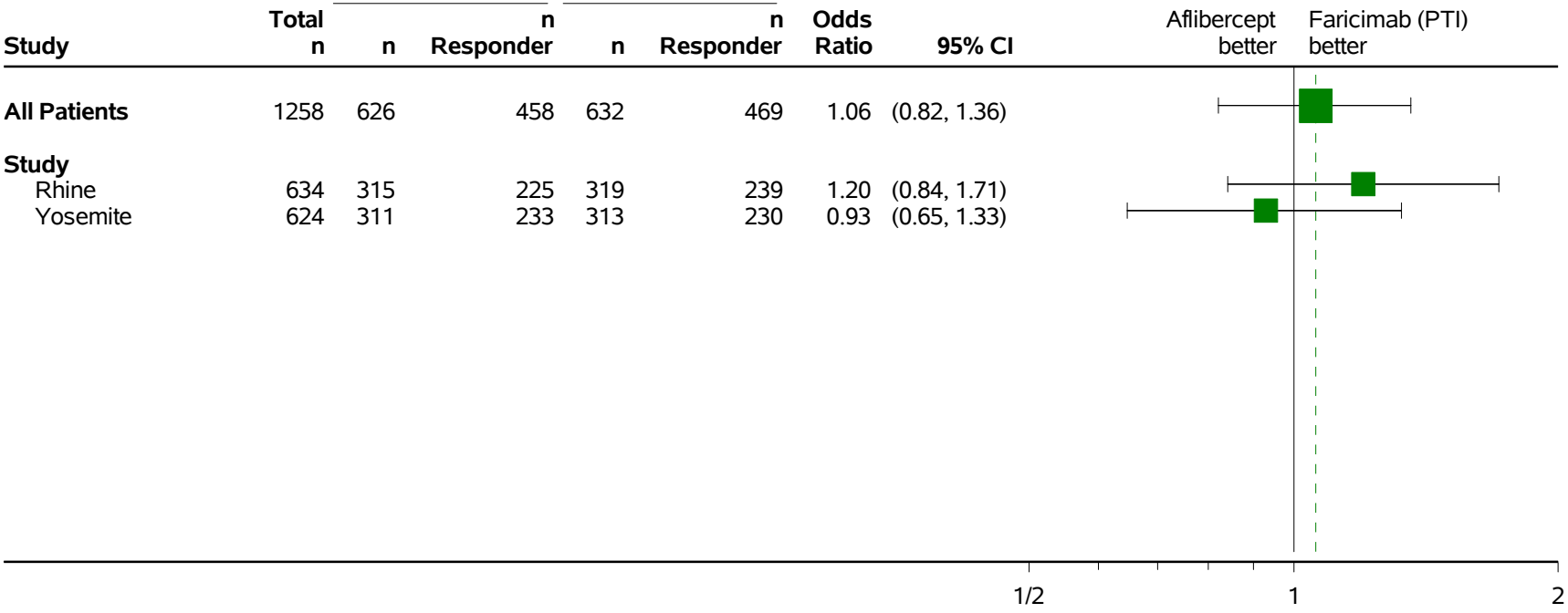

Only patients with at least one value are used for analysis. For stratification Asia and rest of the world regions are combined due to a small number of enrolled patients.
Early Termination (ET) visit was mapped to closest regular visit.
Treatment policy strategy was applied to non-COVID-19 related and hypothetical strategy was applied to COVID-19 related intercurrent events. COVID-19 related intercurrent events are:
Disc. of Treatment due to COVID-19, Prohibited Treatment/Therapy due to COVID-19, Missed Dose at Week 88,92 or 96 due to COVID-19 and COVID-19 Death.
Clinical cut-off: YOSEMITE 01NOV2021 and RHINE 28OCT2021
Program: root/clinical_studies/RO6867461/CDT70122/share/ACE_pool_DME_Base/prod/program/g_forest_or.sas
Output: root/clinical_studies/RO6867461/CDT70122/share/ACE_pool_DME_CSR_Final/prod/output_bc/g_forest_or_str_QSBMH4I_PREST_ITBC_OCTNOV2021_DME.pdf 30SEP2022 13:02

POPULATION: Intent-to-Treat Population B vs. C
ENDPOINT: Proportion of Patients with a >=4-point improvement from baseline in NEI VFQ-25 Vision Specific Mental Health subscale throughout the Entire Study
MODEL: Stratified Analysis by Study, Baseline BCVA ETDRS letter score, Prior IVT anti-VEGF therapy, Geographic region (combined)
STUDY: GR40349 & GR40398
Dichotomous Analysis by Subgroups (Efficacy)

		Faricimab (PTI) (N=632)				Aflibercept (N=627)				Faricimab (PTI) vs. Aflibercept														Aflibercept vs. Faricimab (PTI)			
		Patients		Patients with Event		Patients		Patients with Event		Odds Ratio				Absolute Risk Difference				Relative Risk						Relative Risk			
Name	Level	n	%	n	%	n	%	n	%	Odds Ratio	Convergence Reason	95% Lower CL	95% Upper CL	Absolute Risk	Convergence Reason	95% Lower CL	95% Upper CL	Relative Risk	Convergence Reason	95% Lower CL	95% Upper CL	p-value (Cochran-Mantel Haenszel)	p-value (Likelihood ratio)	Relative Risk	Convergence Reason	95% Lower CL	95% Upper CL
All	n/a	632	100,0	469	74,2	626	99,8	458	73,2	1,06	Convergence criterion (GCONV=1E-8) satisfied.	0,82	1,36	0,006	Algorithm converged.	-0,042	0,054	1,00	Algorithm converged.	0,94	1,07	0,6703		1,00	Algorithm converged.	0,93	1,08
Sex	Male	396	62,7	280	70,7	364	58,1	257	70,6	1,00	Convergence criterion (GCONV=1E-8) satisfied.	0,73	1,37	-0,008	Algorithm converged.	-0,073	0,056	0,98	Algorithm converged.	0,90	1,08	0,9958	0,3699	1,02	Algorithm converged.	0,93	1,12
	Female	236	37,3	189	80,1	262	41,8	201	76,7	1,19	Convergence criterion (GCONV=1E-8) satisfied.	0,77	1,85	0,041	Algorithm converged.	-0,028	0,111	1,05	Algorithm converged.	0,97	1,15	0,4296		0,95	Algorithm converged.	0,87	1,03
Age	< 65 years	352	55,7	268	76,1	363	57,9	272	74,9	1,08	Convergence criterion (GCONV=1E-8) satisfied.	0,76	1,53	0,013	Algorithm converged.	-0,050	0,075	1,01	Algorithm converged.	0,93	1,10	0,6596	0,8485	0,99	Algorithm converged.	0,91	1,07
	>= 65 years	280	44,3	201	71,8	263	41,9	186	70,7	1,04	Convergence criterion (GCONV=1E-8) satisfied.	0,72	1,51	0,002	Algorithm converged.	-0,074	0,078	0,99	Algorithm converged.	0,89	1,11	0,8360		1,01	Algorithm converged.	0,90	1,12
Age	< 75 years	577	91,3	435	75,4	571	91,1	420	73,6	1,10	Convergence criterion (GCONV=1E-8) satisfied.	0,85	1,44	0,013	Algorithm converged.	-0,037	0,063	1,01	Algorithm converged.	0,95	1,08	0,4684	0,3134	0,99	Algorithm converged.	0,92	1,05
	>= 75 years	55	8,7	34	61,8	55	8,8	38	69,1	0,53	Convergence criterion (GCONV=1E-8) satisfied.	0,24	1,26	-0,087	Algorithm converged.	-0,265	0,090	0,86	Algorithm converged.	0,66	1,14	0,1512		1,16	Algorithm converged.	0,88	1,53
Baseline BCVA ETDRS letter score	< 64 letters	281	44,5	213	75,8	284	45,3	229	80,6	0,75	Convergence criterion (GCONV=1E-8) satisfied.	0,50	1,12	-0,041	Algorithm converged.	-0,109	0,026	0,95	Algorithm converged.	0,87	1,04	0,1612	0,0376	1,05	Algorithm converged.	0,96	1,14
	>= 64 letters	349	55,2	255	73,1	342	54,5	229	67,0	1,34	Convergence criterion (GCONV=1E-8) satisfied.	0,97	1,86	0,060	Algorithm converged.	-0,009	0,128	1,09	Algorithm converged.	0,99	1,20	0,0770		0,92	Algorithm converged.	0,83	1,01
	Missing	2	0,3	1	50,0	0	0,0	0	0,0	NE	NE	NE	NE	NE	NE	NE	NE	NE	NE	NE	NE	NE		NE	NE	NE	NE
Geographic region	Europe	219	34,7	162	74,0	219	34,9	150	68,5	1,29	Convergence criterion (GCONV=1E-8) satisfied.	0,85	1,95	0,047	Algorithm converged.	-0,039	0,133	1,06	Algorithm converged.	0,94	1,20	0,2319	0,2803	0,94	Algorithm converged.	0,83	1,07
	America	344	54,4	263	76,5	339	54,1	258	76,1	1,03	Convergence criterion (GCONV=1E-8) satisfied.	0,72	1,48	0,002	Algorithm converged.	-0,061	0,065	1,00	Algorithm converged.	0,92	1,09	0,8896		1,00	Algorithm converged.	0,92	1,08
	Asia Pacific (inc. Australia)	69	10,9	44	63,8	68	10,8	50	73,5	0,73	Convergence criterion (GCONV=1E-8) satisfied.	0,34	1,54	-0,127	Algorithm converged.	-0,280	0,026	*	WARNING: The relative Hessian convergence criterion of 0.0011769252 is greater than the limit of 0.0001. The convergence is questionable.					*	WARNING: The relative Hessian convergence criterion of 0.0011769252 is greater than the limit of 0.0001. The convergence is questionable.		
Race/ethnicity	White	489	77,4	371	75,9	505	80,5	368	72,9	1,18	Convergence criterion (GCONV=1E-8) satisfied.	0,89	1,58	0,025	Algorithm converged.	-0,029	0,078	1,03	Algorithm converged.	0,96	1,11	0,2503	0,7115	0,97	Algorithm converged.	0,90	1,04
	Asian	62	9,8	43	69,4	59	9,4	44	74,6	0,70	Convergence criterion (GCONV=1E-8) satisfied.	0,30	1,63	-0,066	Algorithm converged.	-0,230	0,098	0,88	Algorithm converged.	0,69	1,13	0,4110		1,13	Algorithm converged.	0,89	1,44
	Other	55	8,7	41	74,5	47	7,5	33	70,2	1,26	Convergence criterion (GCONV=1E-8) satisfied.	0,48	9,32	*	WARNING: The relative Hessian convergence criterion of 0.0012356555 is greater than the limit of 0.0001. The convergence is questionable.			*	WARNING: The relative Hessian convergence criterion of 0.0460658073 is greater than the limit of 0.0001. The convergence is questionable.					*	WARNING: The relative Hessian convergence criterion of 0.0460658073 is greater than the limit of 0.0001. The convergence is questionable.		
	Unknown	26	4,1	14	53,8	15	2,4	13	86,7	0,20	Convergence criterion (GCONV=1E-8) satisfied.	0,04	1,13	*	WARNING: The relative Hessian convergence criterion of 0.1350450646 is greater than the limit of 0.0001. The convergence is questionable.			*	WARNING: The relative Hessian convergence criterion of 0.4259865593 is greater than the limit of 0.0001. The convergence is questionable.					*	WARNING: The relative Hessian convergence criterion of 0.4259865593 is greater than the limit of 0.0001. The convergence is questionable.		
Baseline HbA1c	<=8%	404	63,9	307	76,0	399	63,6	289	72,4	1,22	Convergence criterion (GCONV=1E-8) satisfied.	0,88	1,68	0,031	Algorithm converged.	-0,028	0,090	1,04	Algorithm converged.	0,96	1,12	0,2301	0,1843	0,96	Algorithm converged.	0,89	1,04
	>8%	221	35,0	157	71,0	222	35,4	165	74,3	0,86	Convergence criterion (GCONV=1E-8) satisfied.	0,57	1,31	-0,032	Algorithm converged.	-0,114	0,050	0,96	Algorithm converged.	0,85	1,07	0,4901		1,05	Algorithm converged.	0,93	1,17
	Missing	7	1,1	5	71,4	5	0,8	4	80,0	2,00	Convergence criterion (GCONV=1E-8) satisfied.	0,13	31,98	*	ERROR: The mean parameter is either invalid or at a limit of its range for some observations.			*	WARNING: Negative of Hessian not positive definite.					*	WARNING: Negative of Hessian not positive definite.		
Prior IVT anti-VEGF therapy	Yes	133	21,0	102	76,7	137	21,9	92	67,2	1,65	Convergence criterion (GCONV=1E-8) satisfied.	0,96	2,83	0,091	Algorithm converged.	-0,013	0,194	1,13	Algorithm converged.	0,98	1,30	0,0708	0,0568	0,89	Algorithm converged.	0,77	1,02
	No	499	79,0	367	73,5	489	78,0	366	74,8	0,93	Convergence criterion (GCONV=1E-8) satisfied.	0,70	1,24	-0,017	Algorithm converged.	-0,071	0,037	0,97	Algorithm converged.	0,91	1,05	0,6264		1,03	Algorithm converged.	0,95	1,10
Baseline DR severity	<47	365	57,8	264	72,3	361	57,5	248	68,7	1,14	Convergence criterion (GCONV=1E-8) satisfied.	0,83	1,58	0,026	Algorithm converged.	-0,041	0,092	1,03	Algorithm converged.	0,94	1,13	0,4124	1,0000	0,97	Algorithm converged.	0,88	1,07
	47 - 53	198	31,3	151	76,3	208	33,2	164	78,8	0,87	Convergence criterion (GCONV=1E-8) satisfied.	0,54	1,40	-0,021	Algorithm converged.	-0,100	0,059	0,97	Algorithm converged.	0,88	1,08	0,5619		1,03	Algorithm converged.	0,93	1,14
	>53	58	9,2	48	82,8	38	6,1	36	94,7	0,31	Convergence criterion (GCONV=1E-8) satisfied.	0,06	1,66	*	ERROR: The mean parameter is either invalid or at a limit of its range for some observations.			*	WARNING: The relative Hessian convergence criterion of 1.2511199511 is greater than the limit of 0.0001. The convergence is questionable.					*	WARNING: The relative Hessian convergence criterion of 1.2511199511 is greater than the limit of 0.0001. The convergence is questionable.		
	Missing	11	1,7	6	54,5	19	3,0	10	52,6	1,49	Convergence criterion (GCONV=1E-8) satisfied.	0,23	9,66	0,056	Algorithm converged.	-0,328	0,441	*	WARNING: The relative Hessian convergence criterion of 0.0071231284 is greater than the limit of 0.0001. The convergence is questionable.					*	WARNING: The relative Hessian convergence criterion of 0.0071231284 is greater than the limit of 0.0001. The convergence is questionable.		
Baseline DR severity	<=53	563	89,1	413	73,7	569	90,7	412	72,4	1,06	Convergence criterion (GCONV=1E-8) satisfied.	0,81	1,38	0,007	Algorithm converged.	-0,044	0,058	1,00	Algorithm converged.	0,94	1,08	0,6710	1,0000	1,00	Algorithm converged.	0,93	1,07
	>53	58	9,2	48	82,8	38	6,1	36	94,7	0,31	Convergence criterion (GCONV=1E-8) satisfied.	0,06	1,66	*	ERROR: The mean parameter is either invalid or at a limit of its range for some observations.			*	WARNING: The relative Hessian convergence criterion of 1.2511199511 is greater than the limit of 0.0001. The convergence is questionable.					*	WARNING: The relative Hessian convergence criterion of 1.2511199511 is greater than the limit of 0.0001. The convergence is questionable.		
	Missing	11	1,7	6	54,5	19	3,0	10	52,6	1,49	Convergence criterion (GCONV=1E-8) satisfied.	0,23	9,66	0,056	Algorithm converged.	-0,328	0,441	*	WARNING: The relative Hessian convergence criterion of 0.0071231284 is greater than the limit of 0.0001. The convergence is questionable.					*	WARNING: The relative Hessian convergence criterion of 0.0071231284 is greater than the limit of 0.0001. The convergence is questionable.		
Medical history: renal disease	Yes	63	10,0	45	71,4	45	7,2	33	73,3	0,82	Convergence criterion (GCONV=1E-8) satisfied.	0,34	2,01	-0,019	Algorithm converged.	-0,190	0,153	0,97	Algorithm converged.	0,77	1,23	0,6673	0,7128	1,03	Algorithm converged.	0,81	1,30
	No	569	90,0	424	74,5	581	92,7	425	73,1	1,08	Convergence criterion (GCONV=1E-8) satisfied.	0,83	1,41	0,010	Algorithm converged.	-0,040	0,060	1,01	Algorithm converged.	0,94	1,08	0,5697		0,99	Algorithm converged.	0,93	1,06
Medical history: cardiac disease	Yes	511	80,9	375	73,4	498	79,4	355	71,3	1,11	Convergence criterion (GCONV=1E-8) satisfied.	0,84	1,46	0,017	Algorithm converged.	-0,038	0,072	1,02	Algorithm converged.	0,95	1,10	0,4636	0,5710	0,98	Algorithm converged.	0,91	1,06
	No	121	19,1	94	77,7	128	20,4	103	80,5	0,89	Convergence criterion (GCONV=1E-8) satisfied.	0,46	1,72	*	WARNING: The relative Hessian convergence criterion of 0.0509280554 is greater than the limit of 0.0001. The convergence is questionable.			*	WARNING: The relative Hessian convergence criterion of 0.0681539891 is greater than the limit of 0.0001. The convergence is questionable.					*	WARNING: The relative Hessian convergence criterion of 0.0681539891 is greater than the limit of 0.0001. The convergence is questionable.		
Medical history: vascular disease	Yes	92	14,6	71	77,2	98	15,6	67	68,4	1,43	Convergence criterion (GCONV=1E-8) satisfied.	0,74	2,77	0,043	Algorithm converged.	-0,084	0,171	1,05	Algorithm converged.	0,88	1,25	0,2864	0,3247	0,96	Algorithm converged.	0,80	1,14
	No	540	85,4	398	73,7	528	84,2	391	74,1	0,98	Convergence criterion (GCONV=1E-8) satisfied.	0,75	1,30	-0,005	Algorithm converged.	-0,057	0,047	0,99	Algorithm converged.	0,93	1,06	0,9085		1,01	Algorithm converged.	0,94	1,08
Study	Rhine	319	50,5	239	74,9	315	50,2	225	71,4	1,20	Convergence criterion (GCONV=1E-8) satisfied.	0,84	1,71	0,024	Algorithm converged.	-0,044	0,093	1,02	Algorithm converged.	0,93	1,13	0,3132	0,3896	0,98	Algorithm converged.	0,89	1,07
	Yosemite	313	49,5	230	73,5	311	49,6	233	74,9	0,93	Convergence criterion (GCONV=1E-8) satisfied.	0,65	1,33	-0,015	Algorithm converged.	-0,083	0,053	0,98	Algorithm converged.	0,85	1,07	0,6772		1,02	Algorithm converged.	0,93	1,11

Test for interaction based on RR (Log-binomial regression)
* indicates convergence problem. Result is uninterpretable.
Only patients with at least one value are used for analysis. For stratification Asia and rest of the world regions are combined due to a small number of enrolled patients. The stratification factor is excluded if it is the subgroup. OR is computed by stratified analysis, RR and ARD by adjusted analysis.
Early Termination (ET) visit was mapped to closest regular visit.
Treatment policy strategy was applied to non-COVID-19 related and hypothetical strategy was applied to COVID-19 related intercurrent events. COVID-19 related intercurrent events are: Disc. of Treatment due to COVID-19, Prohibited Treatment/Therapy due to COVID-19, Missed Dose at Week 88,92 or 96 due to COVID-19 and COVID-19 Death.
Clinical cut-off: YOSEMITE 01NOV2021 and RHINE 28OCT2021

Program: root/clinical_studies/RO6867461/CDT70122/share/ACE_pool_DME_CSR_Final/prod/program/t_eff_resp.sas
Output: root/clinical_studies/RO6867461/CDT70122/share/ACE_pool_DME_CSR_Final/prod/output_bc/t_eff_resp_ag_str_QSMH4I_PREST_ITBC_OCTNOV2021_DME.xls
26MAR2022 20:25

POPULATION: Intent-to-Treat Population B vs. C
ENDPOINT: NEI VFQ-25 Vision Specific Role Difficulties subscale throughout the Entire Study
STUDY: GR40349 & GR40398
All; n/a (N=1259)

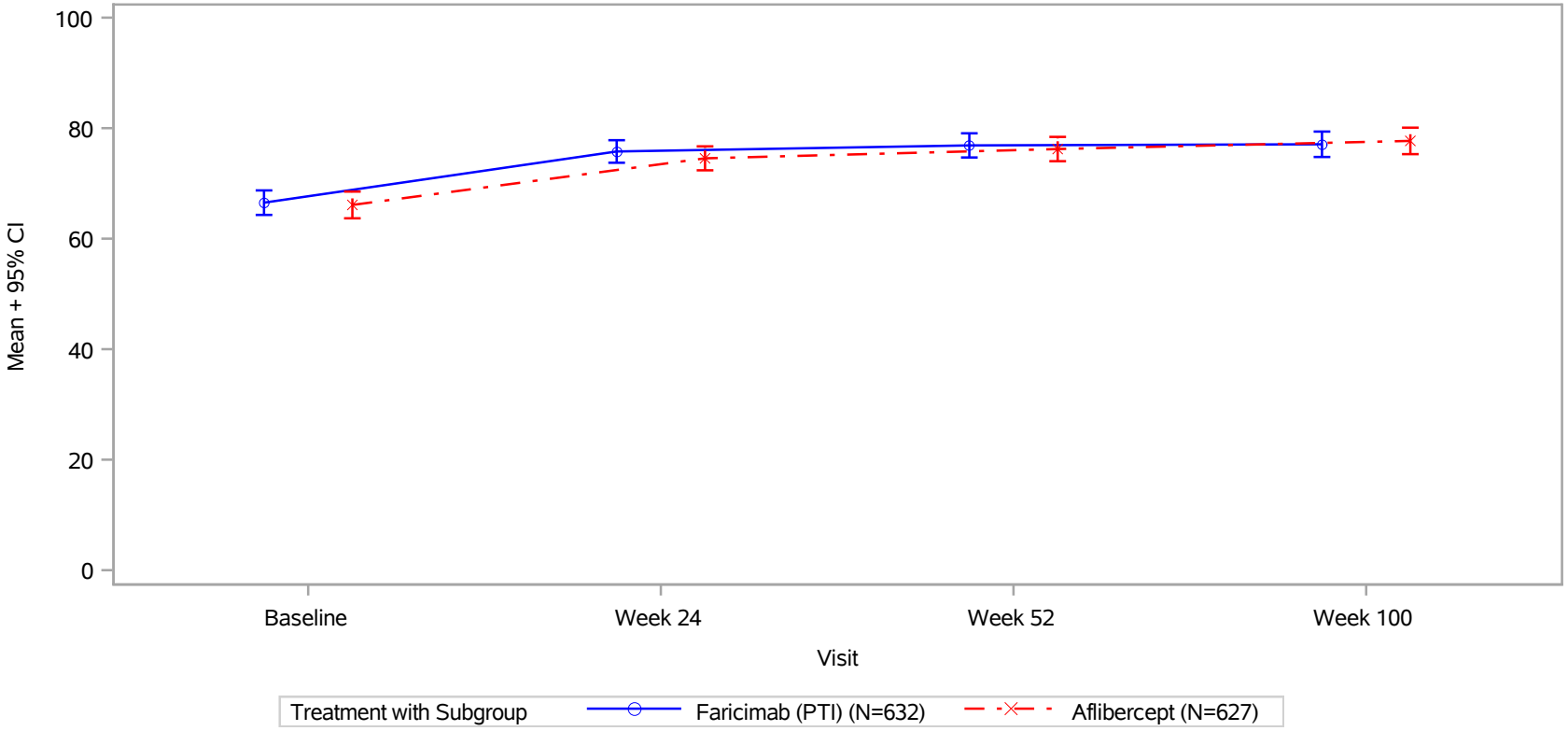

Early Termination (ET) visit was mapped to closest regular visit.
Treatment policy strategy was applied to non-COVID-19 related and hypothetical strategy was applied to COVID-19 related intercurrent events.
COVID-19 related intercurrent events are: Disc. of Treatment due to COVID-19, Prohibited Treatment/Therapy due to COVID-19, Missed Dose at Week 88,92 or 96 due to COVID-19 and COVID-19 Death.
Clinical cut-off: YOSEMITE 01NOV2021 and RHINE 28OCT2021

Program: ..al_studies/RO6867461/CDT70122/share/ACE_pool_DME_Base/prod/program/g_mean_plot.sas
Output: ..E_pool_DME_CSR_Final/prod/output_bc/g_mean_plot_QSBRD_PREST_ITBC_OCTNOV2021_DME.pdf
25MAR2022 21:35

POPULATION: Intent-to-Treat Population B vs. C
ENDPOINT: NEI VFQ-25 Vision Specific Role Difficulties subscale throughout the Entire Study
STUDY: GR40349 & GR40398
Study; Rhine (N=634)

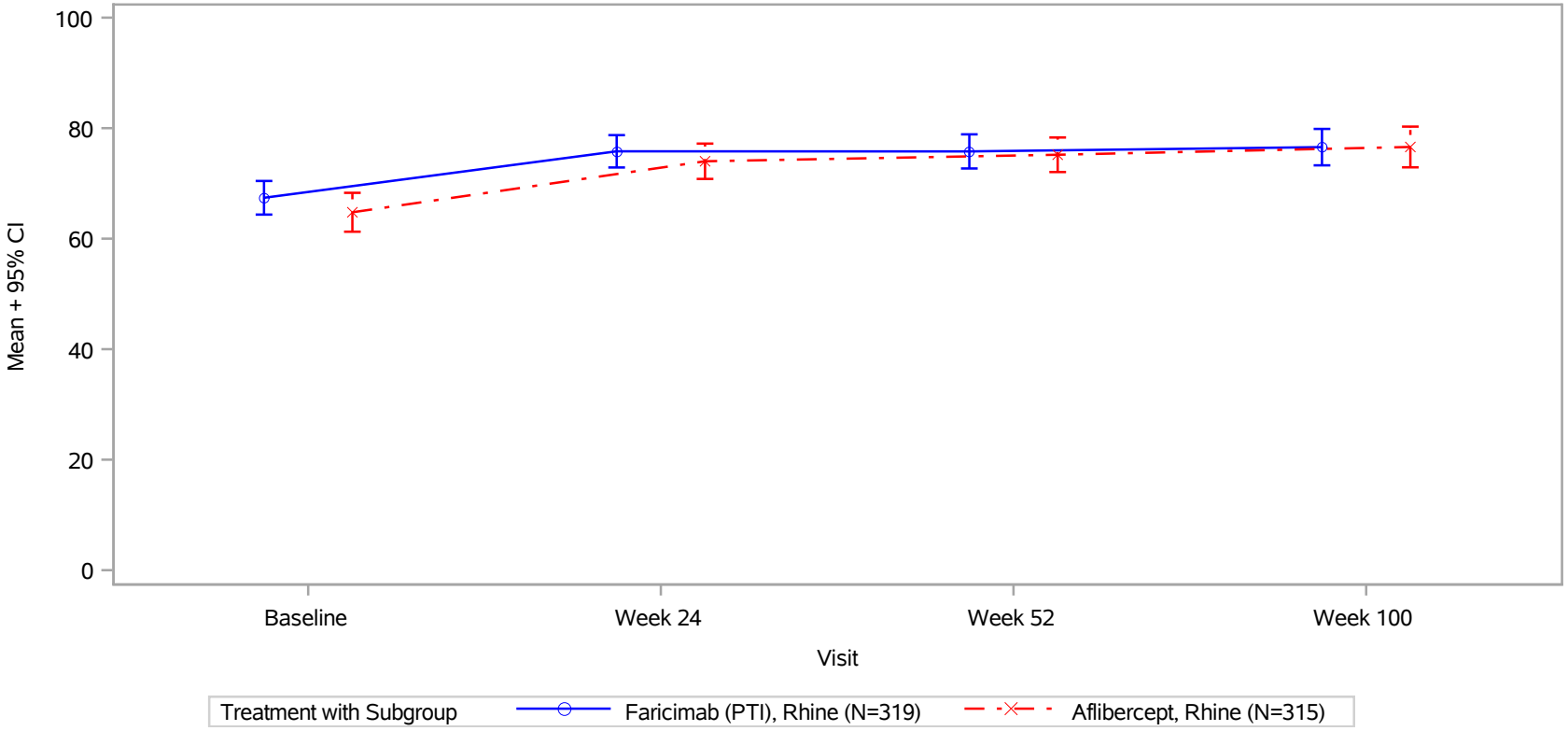

Early Termination (ET) visit was mapped to closest regular visit.
Treatment policy strategy was applied to non-COVID-19 related and hypothetical strategy was applied to COVID-19 related intercurrent events.
COVID-19 related intercurrent events are: Disc. of Treatment due to COVID-19, Prohibited Treatment/Therapy due to COVID-19, Missed Dose at Week 88,92 or 96 due to COVID-19 and COVID-19 Death.
Clinical cut-off: YOSEMITE 01NOV2021 and RHINE 28OCT2021

Program: ..al_studies/RO6867461/CDT70122/share/ACE_pool_DME_Base/prod/program/g_mean_plot.sas
Output: ..E_pool_DME_CSR_Final/prod/output_bc/g_mean_plot_QSBRD_PREST_ITBC_OCTNOV2021_DME.pdf
25MAR2022 21:35

POPULATION: Intent-to-Treat Population B vs. C
ENDPOINT: NEI VFQ-25 Vision Specific Role Difficulties subscale throughout the Entire Study
STUDY: GR40349 & GR40398
Study; Yosemite (N=625)

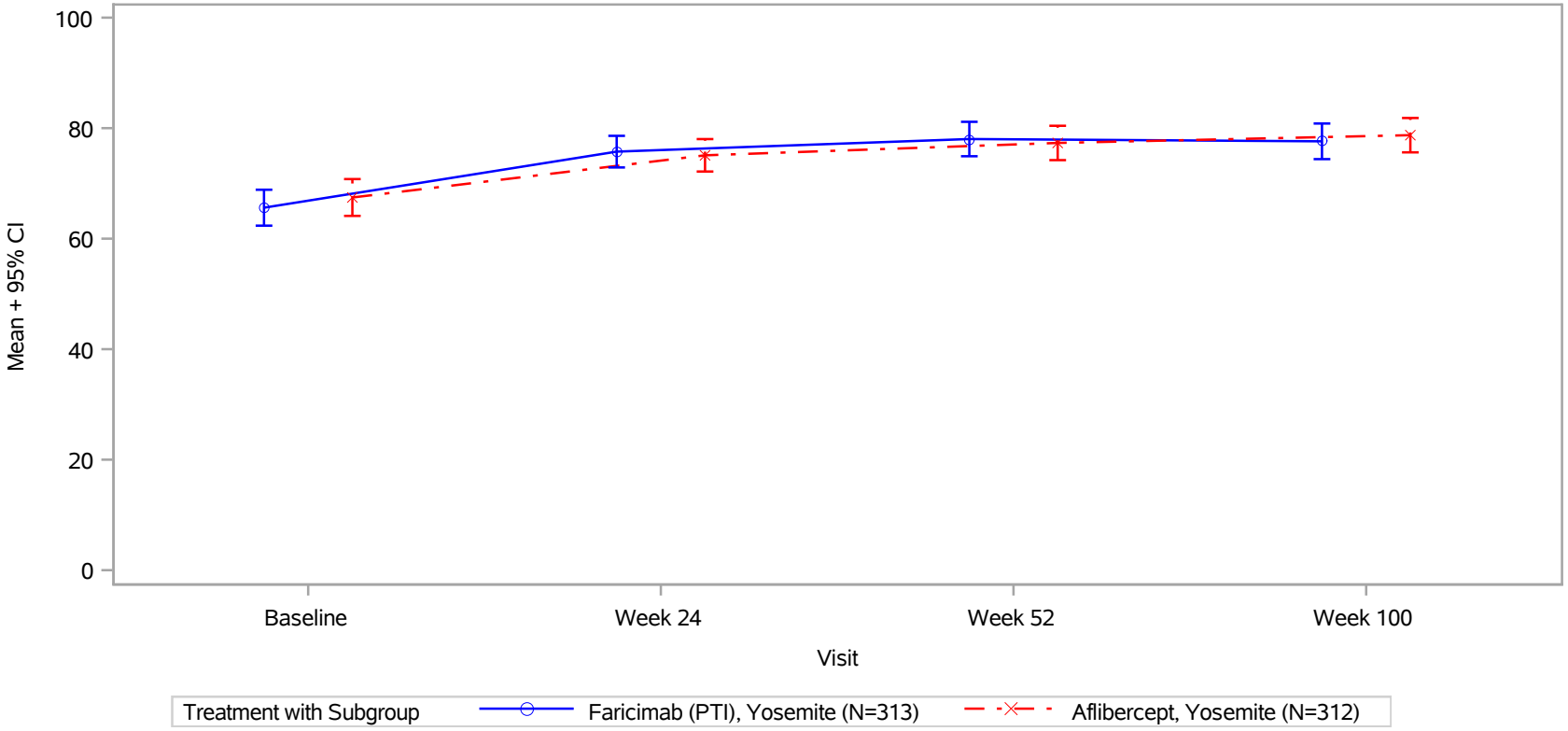

Early Termination (ET) visit was mapped to closest regular visit.
Treatment policy strategy was applied to non-COVID-19 related and hypothetical strategy was applied to COVID-19 related intercurrent events.
COVID-19 related intercurrent events are: Disc. of Treatment due to COVID-19, Prohibited Treatment/Therapy due to COVID-19, Missed Dose at Week 88,92 or 96 due to COVID-19 and COVID-19 Death.
Clinical cut-off: YOSEMITE 01NOV2021 and RHINE 28OCT2021

Program: ..al_studies/RO6867461/CDT70122/share/ACE_pool_DME_Base/prod/program/g_mean_plot.sas
Output: ..E_pool_DME_CSR_Final/prod/output_bc/g_mean_plot_QSBRD_PREST_ITBC_OCTNOV2021_DME.pdf
25MAR2022 21:35

POPULATION: Intent-to-Treat Population B vs. C
ENDPOINT: NEI VFQ-25 Vision Specific Role Difficulties subscale throughout the Entire Study
MODEL: --
STUDY: GR40349 & GR40398
Compliance/Mean

		Faricimab (PTI) (N=632)						Aflibercept (N=627)					
		Patients				Statistics		Patients				Statistics	
Name Visit	Level	in study[1]	%	with value[1]	%	Mean[2]	SD(Mean)	in study[1]	%	with value[1]	%	Mean[2]	SD(Mean)
All													
Baseline	n/a	632	100,0	629	99,5	66,51	28,34	627	100,0	621	99,0	66,10	30,70
Week 24	n/a	632	100,0	609	96,4	75,78	25,64	625	99,7	595	95,2	74,54	26,92
Week 52	n/a	609	96,4	552	90,6	76,88	26,19	603	96,2	523	86,7	76,22	25,62
Week 100	n/a	579	91,6	529	91,4	77,08	26,92	569	90,7	483	84,9	77,69	26,78
Study													
Baseline	Rhine	319	100,0	319	100,0	67,40	27,63	315	100,0	313	99,4	64,78	31,64
Week 24	Rhine	319	100,0	309	96,9	75,81	26,12	314	99,7	302	96,2	74,01	28,24
Week 52	Rhine	312	97,8	284	91,0	75,79	26,45	304	96,5	270	88,8	75,19	26,09
Week 100	Rhine	301	94,4	271	90,0	76,57	27,55	287	91,1	235	81,9	76,60	28,68
Baseline	Yosemite	313	100,0	310	99,0	65,60	29,08	312	100,0	308	98,7	67,45	29,70
Week 24	Yosemite	313	100,0	300	95,8	75,75	25,18	311	99,7	293	94,2	75,09	25,53
Week 52	Yosemite	297	94,9	268	90,2	78,03	25,91	299	95,8	253	84,6	77,32	25,10
Week 100	Yosemite	278	88,8	258	92,8	77,62	26,29	282	90,4	248	87,9	78,73	24,85

[1] in study: number of subjects in study at respective visit; % based on baseline
with value: number of subjects in study and with value at respective visit - used for the calculation of the mean and SD; % based on patients in study at respective visit
[2] mean: descriptive statistics - absolute values
Treatment policy strategy was applied to non-COVID-19 related and hypothetical strategy was applied to COVID-19 related intercurrent events.
COVID-19 related intercurrent events are: Disc. of Treatment due to COVID-19, Prohibited Treatment/Therapy due to COVID-19, Missed Dose at Week 88,92 or 96 due to COVID-19 and COVID-19 Death.
Early Termination (ET) visit was mapped to closest regular visit. Clinical cut-off: YOSEMITE 01NOV2021 and RHINE 28OCT2021

Program: root/clinical_studies/RO6867461/CDT70122/share/ACE_pool_DME_Base/prod/program/t_eff_mean.sas
Output: root/clinical_studies/RO6867461/CDT70122/share/ACE_pool_DME_CSR_Final/prod/output_bc/t_eff_mean_QSBRD_PREST_ITBC_OCTNOV2021_DME.xls
25MAR2022 19:28

POPULATION: Intent-to-Treat Population B vs. C
ENDPOINT: NEI VFQ-25 Vision Specific Role Difficulties subscale throughout the Entire Study
STUDY: GR40349 & GR40398
Forest Plot of Mean Difference
Baseline

Study	Total n (with value)	Aflibercept (N=627) n (with value)	Aflibercept (N=627) Mean	Faricimab (PTI) (N=632) n (with value)	Faricimab (PTI) (N=632) Mean	Mean Difference	95% CI
All Patients	1250	621	66.1	629	66.5	0.4	(-2.9, 3.7)
Study							
Rhine	632	313	64.8	319	67.4	2.6	(-2.0, 7.3)
Yosemite	618	308	67.5	310	65.6	-1.8	(-6.5, 2.8)

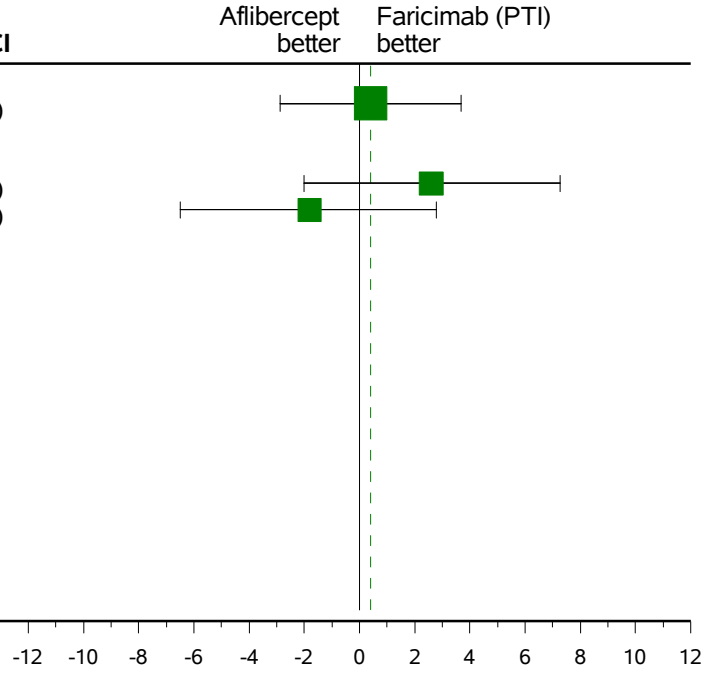

Early Termination (ET) visit was mapped to closest regular visit.
Treatment policy strategy was applied to non-COVID-19 related and hypothetical strategy was applied to COVID-19 related intercurrent events.
COVID-19 related intercurrent events are: Disc. of Treatment due to COVID-19, Prohibited Treatment/Therapy due to COVID-19, Missed Dose at Week 88,92 or 96 due to COVID-19 and COVID-19 Death.
Clinical cut-off: YOSEMITE 01NOV2021 and RHINE 28OCT2021
Program: root/clinical_studies/RO6867461/CDT70122/share/ACE_pool_DME_Base/prod/program/g_forest_md.sas
Output: root/clinical_studies/RO6867461/CDT70122/share/ACE_pool_DME_CSR_Final/prod/output_bc/g_forest_md_QSBRD_PREST_ITBC_OCTNOV2021_DME.pdf 05OCT2022 15:54

POPULATION: Intent-to-Treat Population B vs. C
ENDPOINT: NEI VFQ-25 Vision Specific Role Difficulties subscale throughout the Entire Study
STUDY: GR40349 & GR40398
Forest Plot of Mean Difference
Week 24

Study	Total n (with value)	Aflibercept (N=627) n (with value)	Aflibercept (N=627) Mean	Faricimab (PTI) (N=632) n (with value)	Faricimab (PTI) (N=632) Mean	Mean Difference	95% CI
All Patients	1204	595	74.5	609	75.8	1.2	(-1.7, 4.2)
Study							
Rhine	611	302	74.0	309	75.8	1.8	(-2.5, 6.1)
Yosemite	593	293	75.1	300	75.8	0.7	(-3.4, 4.8)

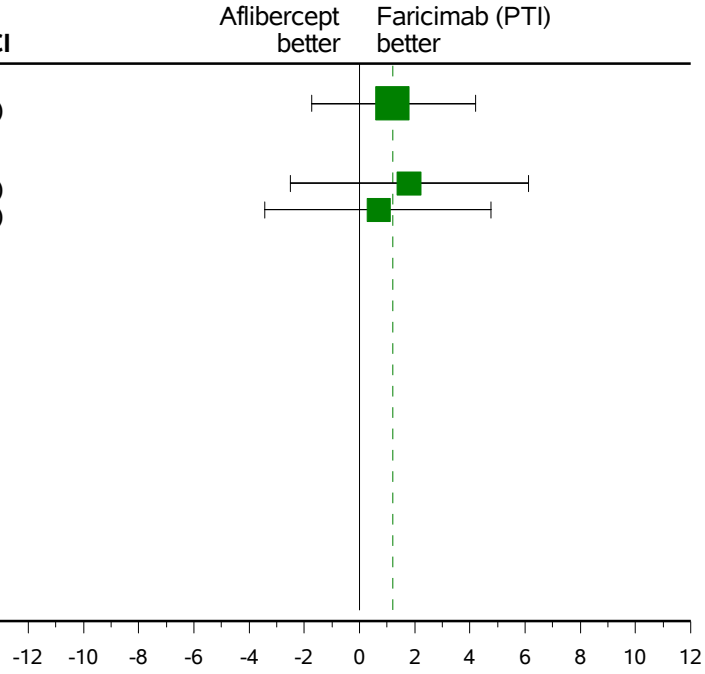

Early Termination (ET) visit was mapped to closest regular visit.
Treatment policy strategy was applied to non-COVID-19 related and hypothetical strategy was applied to COVID-19 related intercurrent events.
COVID-19 related intercurrent events are: Disc. of Treatment due to COVID-19, Prohibited Treatment/Therapy due to COVID-19, Missed Dose at Week 88,92 or 96 due to COVID-19 and COVID-19 Death.
Clinical cut-off: YOSEMITE 01NOV2021 and RHINE 28OCT2021
Program: root/clinical_studies/RO6867461/CDT70122/share/ACE_pool_DME_Base/prod/program/g_forest_md.sas
Output: root/clinical_studies/RO6867461/CDT70122/share/ACE_pool_DME_CSR_Final/prod/output_bc/g_forest_md_QSBRD_PREST_ITBC_OCTNOV2021_DME.pdf 05OCT2022 15:54

POPULATION: Intent-to-Treat Population B vs. C
ENDPOINT: NEI VFQ-25 Vision Specific Role Difficulties subscale throughout the Entire Study
STUDY: GR40349 & GR40398
Forest Plot of Mean Difference
Week 52

Study	Total n (with value)	Aflibercept (N=627) n (with value)	Aflibercept (N=627) Mean	Faricimab (PTI) (N=632) n (with value)	Faricimab (PTI) (N=632) Mean	Mean Difference	95% CI
All Patients	1075	523	76.2	552	76.9	0.7	(-2.4, 3.8)
Study							
Rhine	554	270	75.2	284	75.8	0.6	(-3.8, 5.0)
Yosemite	521	253	77.3	268	78.0	0.7	(-3.7, 5.1)

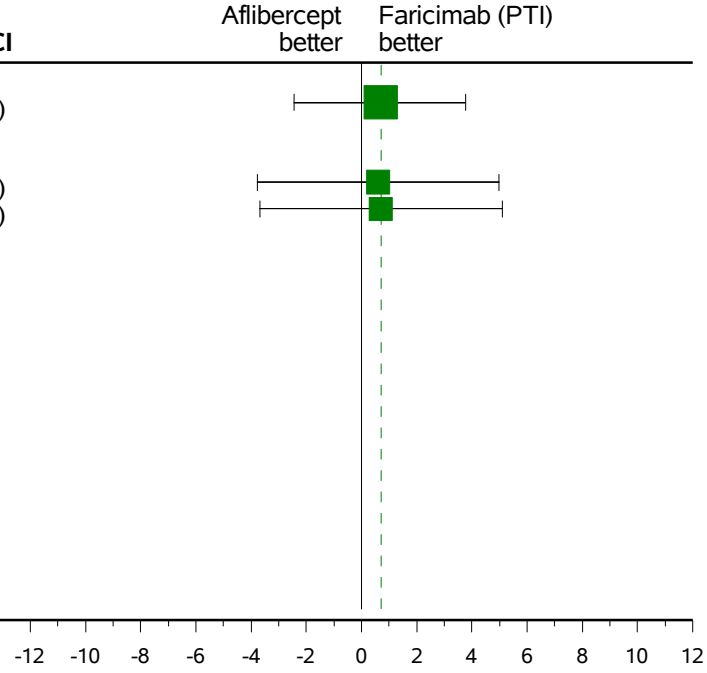

Early Termination (ET) visit was mapped to closest regular visit.
Treatment policy strategy was applied to non-COVID-19 related and hypothetical strategy was applied to COVID-19 related intercurrent events.
COVID-19 related intercurrent events are: Disc. of Treatment due to COVID-19, Prohibited Treatment/Therapy due to COVID-19, Missed Dose at Week 88,92 or 96 due to COVID-19 and COVID-19 Death.
Clinical cut-off: YOSEMITE 01NOV2021 and RHINE 28OCT2021
Program: root/clinical_studies/RO6867461/CDT70122/share/ACE_pool_DME_Base/prod/program/g_forest_md.sas
Output: root/clinical_studies/RO6867461/CDT70122/share/ACE_pool_DME_CSR_Final/prod/output_bc/g_forest_md_QSBRD_PREST_ITBC_OCTNOV2021_DME.pdf 05OCT2022 15:54

POPULATION: Intent-to-Treat Population B vs. C
ENDPOINT: NEI VFQ-25 Vision Specific Role Difficulties subscale throughout the Entire Study
STUDY: GR40349 & GR40398
Forest Plot of Mean Difference
Week 100

Study	Total n (with value)	Aflibercept (N=627) n (with value)	Aflibercept (N=627) Mean	Faricimab (PTI) (N=632) n (with value)	Faricimab (PTI) (N=632) Mean	Mean Difference	95% CI
All Patients	1012	483	77.7	529	77.1	-0.6	(-3.9, 2.7)
Study							
Rhine	506	235	76.6	271	76.6	0.0	(-4.9, 4.9)
Yosemite	506	248	78.7	258	77.6	-1.1	(-5.6, 3.4)

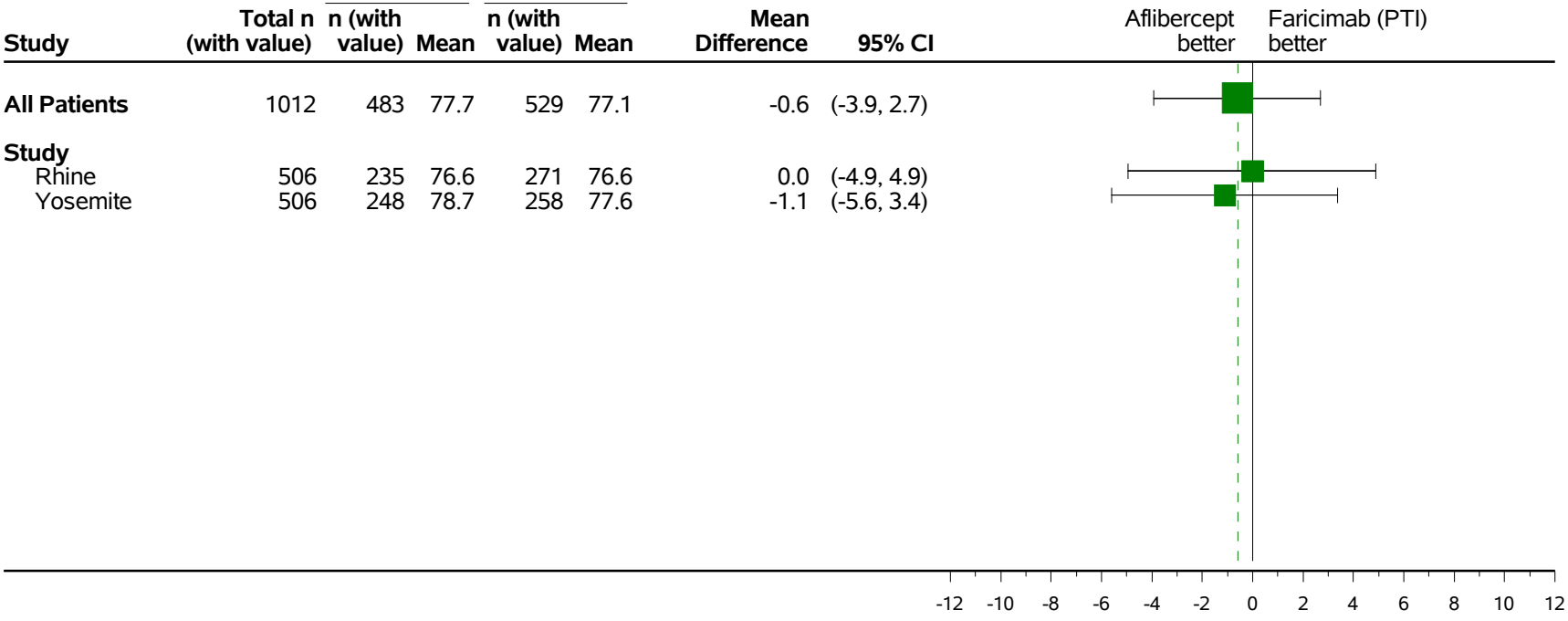

Early Termination (ET) visit was mapped to closest regular visit.
Treatment policy strategy was applied to non-COVID-19 related and hypothetical strategy was applied to COVID-19 related intercurrent events.
COVID-19 related intercurrent events are: Disc. of Treatment due to COVID-19, Prohibited Treatment/Therapy due to COVID-19, Missed Dose at Week 88,92 or 96 due to COVID-19 and COVID-19 Death.
Clinical cut-off: YOSEMITE 01NOV2021 and RHINE 28OCT2021
Program: root/clinical_studies/RO6867461/CDT70122/share/ACE_pool_DME_Base/prod/program/g_forest_md.sas
Output: root/clinical_studies/RO6867461/CDT70122/share/ACE_pool_DME_CSR_Final/prod/output_bc/g_forest_md_QSBRD_PREST_ITBC_OCTNOV2021_DME.pdf 05OCT2022 15:54

POPULATION: Intent-to-Treat Population (results shown for B vs. C)
ENDPOINT: NEI VFQ-25 Vision Specific Role Difficulties subscale through Week 56
MODEL: Adjusted Analysis for Study, Baseline BCVA ETDRS letter score, Prior IVT anti-VEGF therapy, Geographic region
STUDY: GR40349 & GR40398
Change from Baseline (Analysis of MMRM)

			Faricimab (PTI) (N=632)					Aflibercept (N=627)					Difference between Treatments (Faricimab (PTI) - Aflibercept)					
			N			Statistics		N			Statistics		Statistics					
Visit	Name	Level	Total	with baseline value	included in analysis[1]	LSMeans[2]	SE (LSMeans)	Total	with baseline value	included in analysis[1]	LSMeans[2]	SE (LSMeans)	LSMeans[3]	SE (LSMeans)	95% CI (LL)	95% CI (UL)	Population	Method
Week 52	All	n/a	609	606	531	10,05	0,95	603	598	507	10,21	0,96	-0,17	1,35	-2,82	2,48	Intent-to-Treat Population	adjusted
	Study	Rhine	312	312	275	8,96	1,29	304	302	259	9,44	1,32	-0,48	1,85	-4,11	3,15	Intent-to-Treat Population	adjusted
		Yosemite	297	294	256	11,18	1,38	299	296	248	11,12	1,40	0,07	1,97	-3,80	3,94	Intent-to-Treat Population	adjusted

[1] Patients with a value at baseline and a post-baseline value at the respective visit.
[2] LSMeans of change from baseline from MMRM (including all available records from all selected visits). Selected visits: Week 24, Week 52. Early Termination (ET) visit was mapped to closest regular visit.
[3] Contrasts from MMRM
[4] Factors/Covariates: treatment, visit, treatment-by-visit interaction, baseline value. In addition, for the total population, adjusted for randomization stratification factors.
Data as observed (no imputation of missing values). Covariance matrix: unstructured. Treatment policy strategy was applied to non-COVID-19 related and hypothetical strategy was applied to COVID-19 related intercurrent events(IEs).
COVID-19 rel. IEs are: Disc. of Treatment due to COVID-19, Prohibited Treatment/Therapy due to COVID-19, Missed Dose at Week 44,48 or 52 due to COVID-19 and COVID-19 Death. Clinical cut-off: YOSEMITE 01NOV2021 and RHINE 28OCT2021

Program: root/clinical_studies/RO6867461/CDT70122/share/ACE_pool_DME_Base/prod/program/t_eff_mmrm.sas
Output: root/clinical_studies/RO6867461/CDT70122/share/ACE_pool_DME_CSR_Final/prod/output_bc/t_eff_mmrm_adj_QSBRD_W56_PREST_ITBC2_OCTNOV2021_DME.xls
27JUL2022 10:59

POPULATION: Intent-to-Treat Population (results shown for B vs. C)
ENDPOINT: NEI VFQ-25 Vision Specific Role Difficulties subscale through Week 56
MODEL: Adjusted Analysis for Study, Baseline BCVA ETDRS letter score, Prior IVT anti-VEGF therapy, Geographic region
STUDY: GR40349 & GR40398
Forest Plot of LSMeans Difference for Change from Baseline (MMRM)
Week 52

Study	Total n [1]	Aflibercept (N=627) n [1]	Aflibercept (N=627) LSMeans [2]	Faricimab (PTI) (N=632) n [1]	Faricimab (PTI) (N=632) LSMeans [2]	LSMeans Difference	95% CI
All Patients	1038	507	10.2	531	10.0	-0.2	(-2.8, 2.5)
Study							
Rhine	534	259	9.4	275	9.0	-0.5	(-4.1, 3.1)
Yosemite	504	248	11.1	256	11.2	0.1	(-3.8, 3.9)

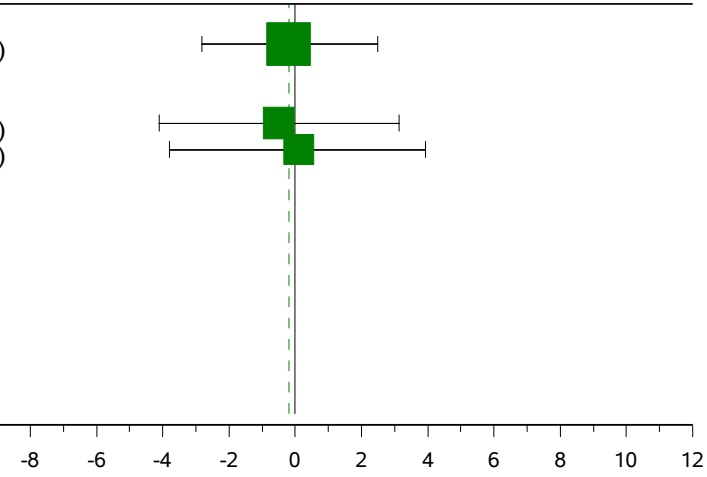

[1] Patients with a value at baseline and a post-baseline value at the respective visit.
[2] LSMeans of change from baseline from MMRM (including all available records from all selected visits).
Selected visits: Week 24, Week 52. Early Termination (ET) visit was mapped to closest regular visit.
Factors/Covariates: treatment, visit, treatment-by-visit interaction, baseline value. In addition adjusted for randomization stratification factors. The stratification factor is excluded if it is the subgroup.
Data as observed (no imputation of missing values). Covariance matrix: unstructured.
Treatment policy strategy was applied to non-COVID-19 related and hypothetical strategy was applied to COVID-19 related intercurrent events(IEs).
COVID-19 rel. IEs are: Disc. of Treatment due to COVID-19, Prohibited Treatment/Therapy due to COVID-19, Missed Dose at Week 44,48 or 52 due to COVID-19 and COVID-19 Death.
Clinical cut-off: YOSEMITE 01NOV2021 and RHINE 28OCT2021
Program: root/clinical_studies/RO6867461/CDT70122/share/ACE_pool_DME_Base/prod/program/g_forest_lsmd.sas
Output: root/clinical_studies/RO6867461/CDT70122/share/ACE_pool_DME_CSR_Final/prod/output_bc/g_forest_lsmd_adj_QSBRD_W56_PREST_ITBC2_OCTNOV2021_DME.pdf 10OCT2022 16:09

POPULATION: Intent-to-Treat Population (results shown for B vs. C)
ENDPOINT: NEI VFQ-25 Vision Specific Role Difficulties subscale throughout the Entire Study
MODEL: Adjusted Analysis for Study, Baseline BCVA ETDRS letter score, Prior IVT anti-VEGF therapy, Geographic region
STUDY: GR40349 & GR40398
Change from Baseline (Analysis of MMRM)

			Faricimab (PTI) (N=632)					Aflibercept (N=627)					Difference between Treatments (Faricimab (PTI) - Aflibercept)					
			N			Statistics		N			Statistics		Statistics					
Visit	Name	Level	Total	with baseline value	included in analysis[1]	LSMeans[2]	SE (LSMeans)	Total	with baseline value	included in analysis[1]	LSMeans[2]	SE (LSMeans)	LSMeans[3]	SE (LSMeans)	95% CI (LL)	95% CI (UL)	Population	Method
Week 100	All	n/a	579	576	526	9,66	0,98	569	564	480	10,07	1,02	-0,41	1,42	-3,19	2,37	Intent-to-Treat Population	adjusted
	Study	Rhine	301	301	271	9,20	1,42	287	285	234	8,83	1,51	0,37	2,07	-3,69	4,43	Intent-to-Treat Population	adjusted
		Yosemite	278	275	255	10,15	1,36	282	279	246	11,37	1,39	-1,22	1,94	-5,03	2,60	Intent-to-Treat Population	adjusted

[1] Patients with a value at baseline and a post-baseline value at the respective visit.
[2] LSMeans of change from baseline from MMRM (including all available records from all selected visits). Selected visits: Week 24, Week 52, Week 100. Early Termination (ET) visit was mapped to closest regular visit.
[3] Contrasts from MMRM
[4] Factors/Covariates: treatment, visit, treatment-by-visit interaction, baseline value. In addition, for the total population, adjusted for randomization stratification factors.
Data as observed (no imputation of missing values). Covariance matrix: unstructured. Treatment policy strategy was applied to non-COVID-19 related and hypothetical strategy was applied to COVID-19 related intercurrent events(IEs).
COVID-19 rel. IEs are: Disc. of Treatment due to COVID-19, Prohibited Treatment/Therapy due to COVID-19, Missed Dose at Week 88,92 or 96 due to COVID-19 and COVID-19 Death. Clinical cut-off: YOSEMITE 01NOV2021 and RHINE 28OCT2021

Program: root/clinical_studies/RO6867461/CDT70122/share/ACE_pool_DME_Base/prod/program/t_eff_mmrm.sas
Output: root/clinical_studies/RO6867461/CDT70122/share/ACE_pool_DME_CSR_Final/prod/output_bc/t_eff_mmrm_adj_QSBRD_W100_PREST_ITBC2_OCTNOV2021_DME.xls
27JUL2022 7:39

POPULATION: Intent-to-Treat Population (results shown for B vs. C)
ENDPOINT: NEI VFQ-25 Vision Specific Role Difficulties subscale throughout the Entire Study
MODEL: Adjusted Analysis for Study, Baseline BCVA ETDRS letter score, Prior IVT anti-VEGF therapy, Geographic region
STUDY: GR40349 & GR40398
Forest Plot of LSMeans Difference for Change from Baseline (MMRM)
Week 100

Study	Total n [1]	Aflibercept (N=627) n [1]	Aflibercept (N=627) LSMeans [2]	Faricimab (PTI) (N=632) n [1]	Faricimab (PTI) (N=632) LSMeans [2]	LSMeans Difference	95% CI
All Patients	1006	480	10.1	526	9.7	-0.4	(-3.2, 2.4)
Study							
Rhine	505	234	8.8	271	9.2	0.4	(-3.7, 4.4)
Yosemite	501	246	11.4	255	10.1	-1.2	(-5.0, 2.6)

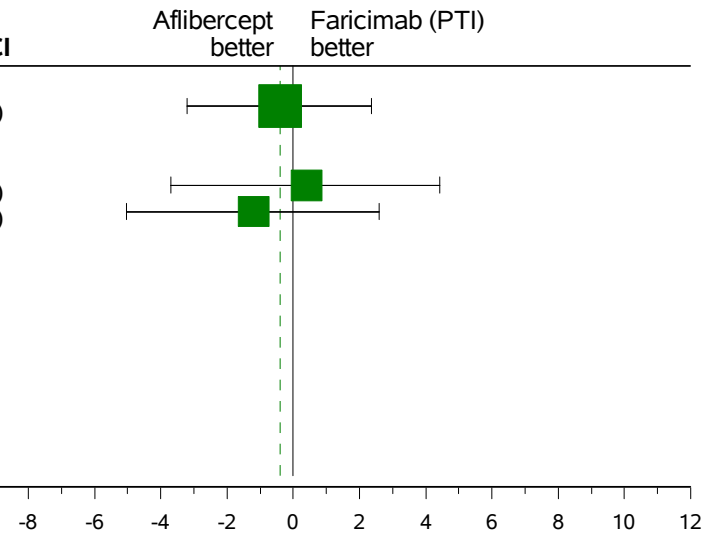

[1] Patients with a value at baseline and a post-baseline value at the respective visit.
[2] LSMeans of change from baseline from MMRM (including all available records from all selected visits).
Selected visits: Week 24, Week 52, Week 100. Early Termination (ET) visit was mapped to closest regular visit.
Factors/Covariates: treatment, visit, treatment-by-visit interaction, baseline value. In addition adjusted for randomization stratification factors. The stratification factor is excluded if it is the subgroup.
Data as observed (no imputation of missing values). Covariance matrix: unstructured.
Treatment policy strategy was applied to non-COVID-19 related and hypothetical strategy was applied to COVID-19 related intercurrent events(IEs).
COVID-19 rel. IEs are: Disc. of Treatment due to COVID-19, Prohibited Treatment/Therapy due to COVID-19, Missed Dose at Week 88,92 or 96 due to COVID-19 and COVID-19 Death.
Clinical cut-off: YOSEMITE 01NOV2021 and RHINE 28OCT2021
Program: root/clinical_studies/RO6867461/CDT70122/share/ACE_pool_DME_Base/prod/program/g_forest_lsmd.sas
Output: root/clinical_studies/RO6867461/CDT70122/share/ACE_pool_DME_CSR_Final/prod/output_bc/g_forest_lsmd_adj_QSBRD_W100_PREST_ITBC2_OCTNOV2021_DME.pdf 10OCT2022 16:28

POPULATION: Intent-to-Treat Population B vs. C
ENDPOINT: Proportion of Patients with a >=15-point improvement from baseline in NEI VFQ-25 Vision Specific Role Difficulties subscale through Week 56
MODEL: Stratified Analysis by Study, Baseline BCVA ETDRS letter score, Prior IVT anti-VEGF therapy, Geographic region (combined)
STUDY: GR40349 & GR40398
Dichotomous Analysis (Efficacy)

		Faricimab (PTI) (N=632)				Aflibercept (N=627)				Faricimab (PTI) vs. Aflibercept																Aflibercept vs. Faricimab (PTI)			
		Patients		Patients with Event		Patients		Patients with Event		Odds Ratio					Absolute Risk Difference				Relative Risk							Relative Risk			
Name	Level	n	%	n	%	n	%	n	%	Odds Ratio		Convergence Reason	95% Lower CL	95% Upper CL	Absolute Risk		Convergence Reason	95% Lower CL	95% Upper CL	Relative Risk		Convergence Reason	95% Lower CL	95% Upper CL	p-value (Cochran-Mantel-Haenszel)	Interaction Test p-value (likelihood ratio)	Relative Risk		Convergence Reason	95% Lower CL	95% Upper CL
All	n/a	632	100,0	226	35,8	626	99,8	227	36,3	0,98		Convergence criterion (GCONV=1E-8) satisfied.	0,78	1,23	-0,005		Algorithm converged.	-0,057	0,048	0,98		Algorithm converged.	0,85	1,14	0,8569		1,02		Algorithm converged.	0,88	1,18
Study	Rhine	319	50,5	111	34,8	315	50,2	115	36,5	0,93		Convergence criterion (GCONV=1E-8) satisfied.	0,67	1,28	-0,017		Algorithm converged.	-0,092	0,057	0,95		Algorithm converged.	0,77	1,17	0,6496	0,7023	1,05		Algorithm converged.	0,85	1,29
	Yosemite	313	49,5	115	36,7	311	49,6	112	36,0	1,03		Convergence criterion (GCONV=1E-8) satisfied.	0,75	1,43	0,011		Algorithm converged.	-0,063	0,086	1,01		Algorithm converged.	0,82	1,23	0,8391		0,99		Algorithm converged.	0,81	1,22

Test for interaction based on RR (Log-binomial regression)
* indicates convergence problem. Result is uninterpretable.
Only patients with at least one value are used for analysis. For stratification Asia and rest of the world regions are combined due to a small number of enrolled patients. The stratification factor is excluded if it is the subgroup. OR is computed by stratified analysis, RR and ARD by adjusted analysis.
Early Termination (ET) visit was mapped to closest regular visit.
Treatment policy strategy was applied to non-COVID-19 related and hypothetical strategy was applied to COVID-19 related intercurrent events. COVID-19 related intercurrent events are: Disc. of Treatment due to COVID-19, Prohibited Treatment/Therapy due to COVID-19, Missed Dose at Week 44,48 or 52 due to COVID-19 and COVID-19 Death.
Clinical cut-off: YOSEMITE 01NOV2021 and RHINE 28OCT2021

Program: root/clinical_studies/RO6867461/CDT70122/share/ACE_pool_DME_CSR_Final/prod/program/t_eff_resp.sas
Output: root/clinical_studies/RO6867461/CDT70122/share/ACE_pool_DME_CSR_Final/prod/output_bc/t_eff_resp_str_QSBRD15I_W56_PREST_ITBC_OCTNOV2021_DME.xls
27MAR2022 6:40

POPULATION: Intent-to-Treat Population B vs. C
ENDPOINT: Proportion of Patients with a >=15-point improvement from baseline in NEI VFQ-25 Vision Specific Role Difficulties subscale through Week 56
MODEL: Adjusted Analysis by Study, Baseline BCVA ETDRS letter score, Prior IVT anti-VEGF therapy, Geographic region
STUDY: GR40349 & GR40398
Forest Plot of Relative Risk

Study	Total n	Aflibercept (N=627) n	Aflibercept (N=627) n Responder	Faricimab (PTI) (N=632) n	Faricimab (PTI) (N=632) n Responder	Relative Risk	95% CI
All Patients	1258	626	227	632	226	0.98	(0.85, 1.14)
Study							
Rhine	634	315	115	319	111	0.95	(0.77, 1.17)
Yosemite	624	311	112	313	115	1.01	(0.82, 1.23)

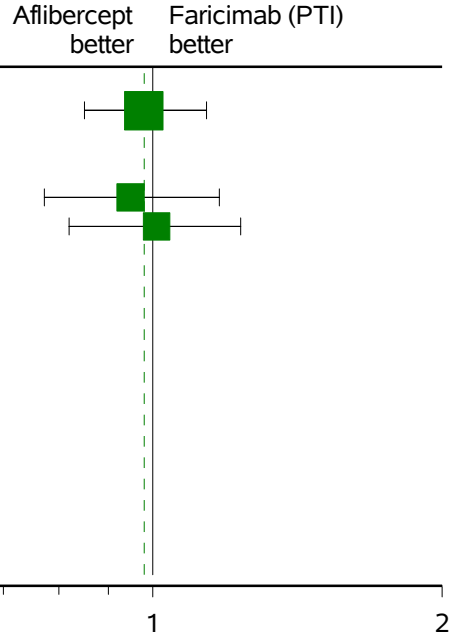

Only patients with at least one value are used for analysis. For adjustment Asia and rest of the world regions are combined due to a small number of enrolled patients.
The adjustment factor is excluded if it is the subgroup.
Early Termination (ET) visit was mapped to closest regular visit.
Treatment policy strategy was applied to non-COVID-19 related and hypothetical strategy was applied to COVID-19 related intercurrent events. COVID-19 related intercurrent events are:
Disc. of Treatment due to COVID-19, Prohibited Treatment/Therapy due to COVID-19, Missed Dose at Week 44,48 or 52 due to COVID-19 and COVID-19 Death.
Clinical cut-off: YOSEMITE 01NOV2021 and RHINE 28OCT2021
Program: root/clinical_studies/RO6867461/CDT70122/share/ACE_pool_DME_Base/prod/program/g_forest_rr.sas
Output: root/clinical_studies/RO6867461/CDT70122/share/ACE_pool_DME_CSR_Final/prod/output_bc/g_forest_rr_str_QSBRD15I_W56_PREST_ITBC_OCTNOV2021_DME.pdf 06OCT2022 19:02

POPULATION: Intent-to-Treat Population B vs. C
ENDPOINT: Proportion of Patients with a >=15-point improvement from baseline in NEI VFQ-25 Vision Specific Role Difficulties subscale through Week 56
MODEL: Stratified Analysis by Study, Baseline BCVA ETDRS letter score, Prior IVT anti-VEGF therapy, Geographic region
STUDY: GR40349 & GR40398
Forest Plot of Odds Ratio

Study	Total n	Aflibercept (N=627) n	Aflibercept (N=627) n Responder	Faricimab (PTI) (N=632) n	Faricimab (PTI) (N=632) n Responder	Odds Ratio	95% CI
All Patients	1258	626	227	632	226	0.98	(0.78, 1.23)
Study							
Rhine	634	315	115	319	111	0.93	(0.67, 1.28)
Yosemite	624	311	112	313	115	1.03	(0.75, 1.43)

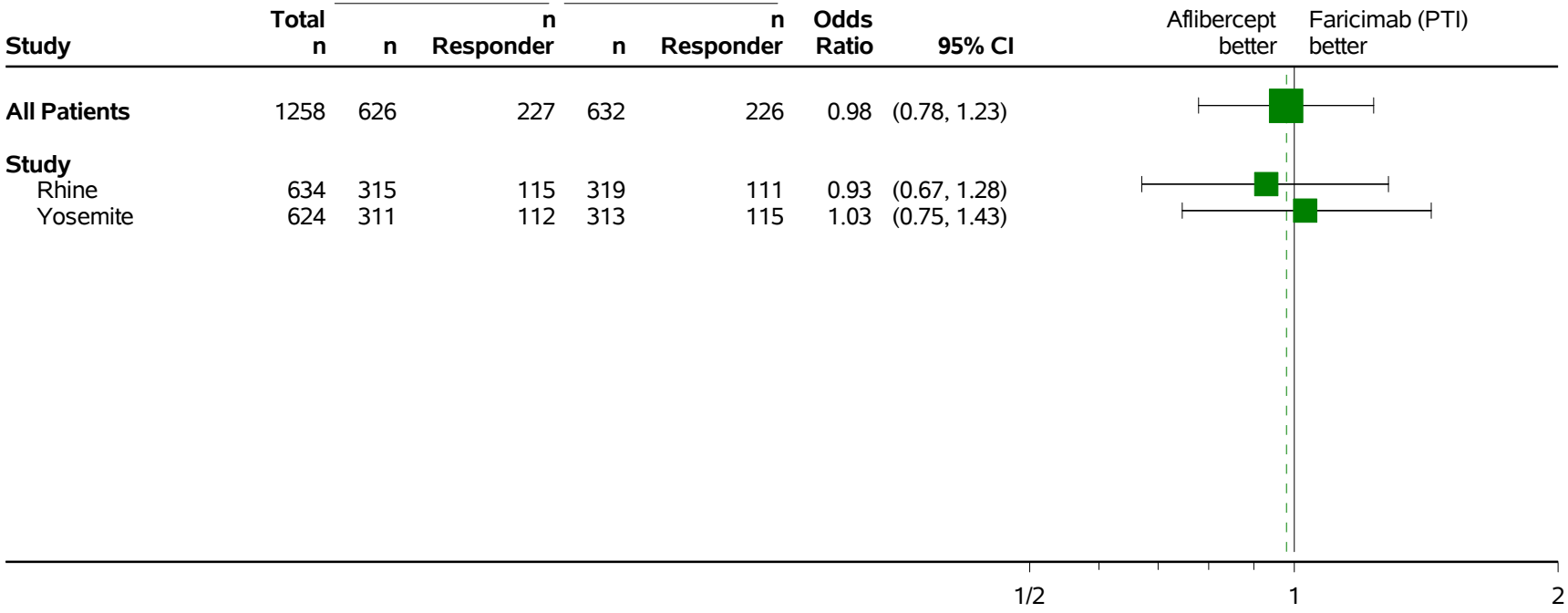

Only patients with at least one value are used for analysis. For stratification Asia and rest of the world regions are combined due to a small number of enrolled patients.
Early Termination (ET) visit was mapped to closest regular visit.
Treatment policy strategy was applied to non-COVID-19 related and hypothetical strategy was applied to COVID-19 related intercurrent events. COVID-19 related intercurrent events are:
Disc. of Treatment due to COVID-19, Prohibited Treatment/Therapy due to COVID-19, Missed Dose at Week 44,48 or 52 due to COVID-19 and COVID-19 Death.
Clinical cut-off: YOSEMITE 01NOV2021 and RHINE 28OCT2021
Program: root/clinical_studies/RO6867461/CDT70122/share/ACE_pool_DME_Base/prod/program/g_forest_or.sas
Output: root/clinical_studies/RO6867461/CDT70122/share/ACE_pool_DME_CSR_Final/prod/output_bc/g_forest_or_str_QSBRD15I_W56_PREST_ITBC_OCTNOV2021_DME.pdf 30SEP2022 14:00

POPULATION: Intent-to-Treat Population B vs. C
ENDPOINT: Proportion of Patients with a >=15-point improvement from baseline in NEI VFQ-25 Vision Specific Role Difficulties subscale through Week 56
MODEL: Stratified Analysis by Study, Baseline BCVA ETDRS letter score, Prior IVT anti-VEGF therapy, Geographic region (combined)
STUDY: GR40349 & GR40398
Dichotomous Analysis by Subgroups (Efficacy)

		Faricimab (PTI) (N=632)				Aflibercept (N=627)				Faricimab (PTI) vs. Aflibercept														Aflibercept vs. Faricimab (PTI)			
		Patients		Patients with Event		Patients		Patients with Event		Odds Ratio				Absolute Risk Difference				Relative Risk						Relative Risk			
Name	Level	n	%	n	%	n	%	n	%	Odds Ratio	Convergence Reason	95% Lower CL	95% Upper CL	Absolute Risk	Convergence Reason	95% Lower CL	95% Upper CL	Relative Risk	Convergence Reason	95% Lower CL	95% Upper CL	p-value (Cochran-Mantel Haenszel)	Interaction Test p-value (likelihood ratio)	Relative Risk	Convergence Reason	95% Lower CL	95% Upper CL
All	n/a	632	100,0	226	35,8	626	99,8	227	36,3	0,98	Convergence criterion (GCONV=1E-8) satisfied.	0,78	1,23	-0,005	Algorithm converged.	-0,057	0,048	0,98	Algorithm converged.	0,85	1,14	0,8569		1,02	Algorithm converged.	0,88	1,18
Sex	Male	396	62,7	133	33,6	364	58,1	136	37,4	0,85	Convergence criterion (GCONV=1E-8) satisfied.	0,63	1,14	-0,038	Algorithm converged.	-0,106	0,030	0,90	Algorithm converged.	0,75	1,09	0,2849	0,1241	1,11	Algorithm converged.	0,91	1,36
	Female	236	37,3	93	39,4	262	41,8	91	34,7	1,21	Convergence criterion (GCONV=1E-8) satisfied.	0,84	1,75	0,047	Algorithm converged.	-0,037	0,132	1,15	Algorithm converged.	0,91	1,44	0,3024		0,87	Algorithm converged.	0,69	1,09
Age	< 65 years	352	55,7	130	36,9	363	57,9	136	37,5	0,98	Convergence criterion (GCONV=1E-8) satisfied.	0,73	1,34	-0,007	Algorithm converged.	-0,077	0,064	0,99	Algorithm converged.	0,82	1,19	0,9201	0,9971	1,01	Algorithm converged.	0,84	1,23
	>= 65 years	280	44,3	96	34,3	263	41,9	91	34,6	0,99	Convergence criterion (GCONV=1E-8) satisfied.	0,69	1,41	-0,003	Algorithm converged.	-0,083	0,077	0,99	Algorithm converged.	0,79	1,25	0,9444		1,01	Algorithm converged.	0,80	1,27
Age	< 75 years	577	91,3	207	35,9	571	91,1	207	36,3	0,98	Convergence criterion (GCONV=1E-8) satisfied.	0,77	1,25	-0,003	Algorithm converged.	-0,058	0,052	0,99	Algorithm converged.	0,85	1,15	0,8863	0,8308	1,01	Algorithm converged.	0,87	1,18
	>= 75 years	55	8,7	19	34,5	55	8,8	20	36,4	0,65	Convergence criterion (GCONV=1E-8) satisfied.	0,29	1,47	-0,025	Algorithm converged.	-0,203	0,152	0,92	Algorithm converged.	0,56	1,53	0,3013		1,08	Algorithm converged.	0,65	1,79
Baseline BCVA ETDRS letter score	< 64 letters	281	44,5	109	38,8	284	45,3	112	39,4	0,97	Convergence criterion (GCONV=1E-8) satisfied.	0,70	1,37	-0,005	Algorithm converged.	-0,086	0,075	0,98	Algorithm converged.	0,80	1,20	0,8806	0,8731	1,02	Algorithm converged.	0,83	1,25
	>= 64 letters	349	55,2	117	33,5	342	54,5	115	33,6	*	* NE			-0,001	Algorithm converged.	-0,071	0,069	1,00	Algorithm converged.	0,81	1,24	0,9864		1,00	Algorithm converged.	0,81	1,23
	Missing	2	0,3	0	0,0	0	0,0	0	0,0	NE	NE	NE	NE	NE	NE	NE	NE	NE	NE	NE	NE	NE		NE	NE	NE	NE
Geographic region	Europe	219	34,7	83	37,9	219	34,9	79	36,1	1,07	Convergence criterion (GCONV=1E-8) satisfied.	0,73	1,58	0,016	Algorithm converged.	-0,074	0,106	1,03	Algorithm converged.	0,81	1,32	0,7320	0,8692	0,97	Algorithm converged.	0,76	1,24
	America	344	54,4	123	35,8	339	54,1	127	37,5	0,92	Convergence criterion (GCONV=1E-8) satisfied.	0,68	1,26	-0,015	Algorithm converged.	-0,088	0,057	0,95	Algorithm converged.	0,78	1,16	0,6218		1,05	Algorithm converged.	0,80	1,25
	Asia Pacific (inc. Australia)	69	10,9	20	29,0	68	10,8	21	30,9	0,98	Convergence criterion (GCONV=1E-8) satisfied.	0,47	2,04	-0,007	Algorithm converged.	-0,158	0,144	0,99	Algorithm converged.	0,60	1,64	0,9503		1,01	Algorithm converged.	0,61	1,67
Race/ethnicity	White	489	77,4	183	37,8	503	80,3	185	36,6	1,05	Convergence criterion (GCONV=1E-8) satisfied.	0,81	1,36	0,014	Algorithm converged.	-0,046	0,073	1,03	Algorithm converged.	0,88	1,21	0,6986	0,5142	0,97	Algorithm converged.	0,83	1,14
	Asian	62	9,8	19	30,6	59	9,4	19	32,2	0,91	Convergence criterion (GCONV=1E-8) satisfied.	0,40	2,03	-0,021	Algorithm converged.	-0,179	0,136	0,99	Algorithm converged.	0,59	1,66	0,8143		1,01	Algorithm converged.	0,60	1,70
	Other	55	8,7	15	27,3	47	7,5	17	36,2	0,71	Convergence criterion (GCONV=1E-8) satisfied.	0,30	1,69	-0,090	Algorithm converged.	-0,277	0,098	0,75	Algorithm converged.	0,41	1,35	0,4365		1,34	Algorithm converged.	0,74	2,43
	Unknown	26	4,1	7	26,9	15	2,4	6	40,0	0,35	Convergence criterion (GCONV=1E-8) satisfied.	0,06	1,98	* WARNING: The relative Hessian convergence criterion of 0.0407485006 is greater than the limit of 0.0001. The convergence is questionable.				* WARNING: The relative Hessian convergence criterion of 0.0426186919 is greater than the limit of 0.0001. The convergence is questionable.						* WARNING: The relative Hessian convergence criterion of 0.0426186919 is greater than the limit of 0.0001. The convergence is questionable.		
Baseline HbA1c	<=8%	404	63,9	140	34,7	399	63,6	147	36,8	0,91	Convergence criterion (GCONV=1E-8) satisfied.	0,68	1,21	-0,022	Algorithm converged.	-0,088	0,045	0,94	Algorithm converged.	0,78	1,13	0,5208	0,4247	1,07	Algorithm converged.	0,89	1,28
	>8%	221	35,0	82	37,1	222	35,4	78	35,1	1,09	Convergence criterion (GCONV=1E-8) satisfied.	0,74	1,62	0,019	Algorithm converged.	-0,070	0,107	1,06	Algorithm converged.	0,83	1,36	0,6589		0,94	Algorithm converged.	0,74	1,20
	Missing	7	1,1	4	57,1	5	0,8	2	40,0	*	* NE			* ERROR: The mean parameter is either invalid or at a limit of its range for some observations.				* WARNING: Negative of Hessian not positive definite.						* WARNING: Negative of Hessian not positive definite.		
Prior IVT anti-VEGF therapy	Yes	133	21,0	45	33,8	137	21,9	42	30,7	1,16	Convergence criterion (GCONV=1E-8) satisfied.	0,70	1,92	0,033	Algorithm converged.	-0,078	0,145	1,11	Algorithm converged.	0,78	1,57	0,5669	0,4164	0,90	Algorithm converged.	0,64	1,28
	No	499	79,0	181	36,3	489	78,0	185	37,8	0,93	Convergence criterion (GCONV=1E-8) satisfied.	0,72	1,21	-0,015	Algorithm converged.	-0,075	0,045	0,95	Algorithm converged.	0,81	1,12	0,5999		1,05	Algorithm converged.	0,89	1,25
Baseline DR severity	<47	365	57,8	113	31,0	361	57,6	119	33,0	0,90	Convergence criterion (GCONV=1E-8) satisfied.	0,66	1,23	-0,022	Algorithm converged.	-0,090	0,046	0,94	Algorithm converged.	0,76	1,16	0,5135	0,5610	1,07	Algorithm converged.	0,86	1,32
	47 - 53	198	31,3	84	42,4	208	33,2	83	39,9	1,14	Convergence criterion (GCONV=1E-8) satisfied.	0,76	1,69	0,040	Algorithm converged.	-0,056	0,136	1,10	Algorithm converged.	0,87	1,38	0,5337		0,93	Algorithm converged.	0,72	1,15
	>53	59	9,2	25	43,1	38	6,1	19	50,0	0,81	Convergence criterion (GCONV=1E-8) satisfied.	0,35	1,84	-0,048	Algorithm converged.	-0,258	0,162	0,90	Algorithm converged.	0,56	1,45	0,6100		1,11	Algorithm converged.	0,69	1,79
	Missing	11	1,7	2	18,2	19	3,0	6	31,6	0,45	Convergence criterion (GCONV=1E-8) satisfied.	0,07	2,84	* WARNING: The relative Hessian convergence criterion of 0.0530450486 is greater than the limit of 0.0001. The convergence is questionable.				* ERROR: The mean parameter is either invalid or at a limit of its range for some observations.						* ERROR: The mean parameter is either invalid or at a limit of its range for some observations.		
Baseline DR severity	<=53	563	89,1	198	35,3	569	90,7	202	35,5	0,99	Convergence criterion (GCONV=1E-8) satisfied.	0,77	1,26	-0,001	Algorithm converged.	-0,057	0,054	0,99	Algorithm converged.	0,85	1,16	0,9255	0,6987	1,01	Algorithm converged.	0,86	1,18
	>53	58	9,2	25	43,1	38	6,1	19	50,0	0,81	Convergence criterion (GCONV=1E-8) satisfied.	0,35	1,84	-0,048	Algorithm converged.	-0,258	0,162	0,90	Algorithm converged.	0,56	1,43	0,6100		1,11	Algorithm converged.	0,69	1,79
	Missing	11	1,7	3	18,2	19	3,0	6	31,6	0,45	Convergence criterion (GCONV=1E-8) satisfied.	0,07	2,84	* WARNING: The relative Hessian convergence criterion of 0.0530450486 is greater than the limit of 0.0001. The convergence is questionable.				* ERROR: The mean parameter is either invalid or at a limit of its range for some observations.						* ERROR: The mean parameter is either invalid or at a limit of its range for some observations.		
Medical history: renal disease	Yes	63	10,0	29	46,0	45	7,2	16	35,6	1,34	Convergence criterion (GCONV=1E-8) satisfied.	0,59	3,04	0,090	Algorithm converged.	-0,100	0,279	1,25	Algorithm converged.	0,78	2,01	0,4879	0,2368	0,80	Algorithm converged.	0,50	1,29
	No	569	90,0	197	34,6	581	92,7	211	36,3	0,93	Convergence criterion (GCONV=1E-8) satisfied.	0,73	1,18	-0,018	Algorithm converged.	-0,073	0,037	0,95	Algorithm converged.	0,81	1,11	0,5578		1,05	Algorithm converged.	0,90	1,23
Medical history: cardiac disease	Yes	511	80,9	183	35,8	498	79,4	176	35,3	1,01	Convergence criterion (GCONV=1E-8) satisfied.	0,78	1,31	0,003	Algorithm converged.	-0,056	0,062	1,01	Algorithm converged.	0,85	1,19	0,9109	0,6108	0,99	Algorithm converged.	0,84	1,17
	No	121	19,1	43	35,5	128	20,4	51	39,8	0,96	Convergence criterion (GCONV=1E-8) satisfied.	0,55	1,66	-0,024	Algorithm converged.	-0,143	0,094	0,91	Algorithm converged.	0,66	1,24	0,8743		1,10	Algorithm converged.	0,80	1,51
Medical history: vascular disease	Yes	92	14,6	46	50,0	98	15,6	43	43,9	1,22	Convergence criterion (GCONV=1E-8) satisfied.	0,67	2,20	0,053	Algorithm converged.	-0,089	0,194	1,13	Algorithm converged.	0,83	1,54	0,5146	0,4003	0,88	Algorithm converged.	0,65	1,21
	No	540	85,4	180	33,3	528	84,2	184	34,8	0,94	Convergence criterion (GCONV=1E-8) satisfied.	0,73	1,21	-0,015	Algorithm converged.	-0,072	0,042	0,96	Algorithm converged.	0,81	1,13	0,6138		1,04	Algorithm converged.	0,88	1,23
Study	Rhine	319	50,5	111	34,8	315	50,2	115	36,5	0,93	Convergence criterion (GCONV=1E-8) satisfied.	0,67	1,28	-0,017	Algorithm converged.	-0,092	0,057	0,95	Algorithm converged.	0,77	1,17	0,6496	0,7023	1,05	Algorithm converged.	0,85	1,29
	Yosemite	313	49,5	115	36,7	311	49,6	112	36,0	1,03	Convergence criterion (GCONV=1E-8) satisfied.	0,75	1,43	0,011	Algorithm converged.	-0,063	0,084	1,01	Algorithm converged.	0,82	1,23	0,8393		0,99	Algorithm converged.	0,81	1,22

Test for interaction based on RR (Log-binomial regression)
* indicates convergence problem. Result is uninterpretable.
Only patients with at least one value are used for analysis. For stratification Asia and rest of the world regions are combined due to a small number of enrolled patients. The stratification factor is excluded if it is the subgroup. OR is computed by stratified analysis, RR and ARD by adjusted analysis.
Early Termination (ET) visit was mapped to closest regular visit.
Treatment policy strategy was applied to non-COVID-19 related and hypothetical strategy was applied to COVID-19 related intercurrent events. COVID-19 related intercurrent events are: Disc. of Treatment due to COVID-19, Prohibited Treatment/Therapy due to COVID-19, Missed Dose at Week 44,48 or 52 due to COVID-19 and COVID-19 Death.
Clinical cut-off: YOSEMITE 01NOV2021 and RHINE 28OCT2021

Program: root/clinical_studies/RO6867461/CDT70122/share/ACE_pool_DME_CSR_Final/prod/program/t_eff_resp.sas
Output: root/clinical_studies/RO6867461/CDT70122/share/ACE_pool_DME_CSR_Final/prod/output_bc/t_eff_resp_ag_str_QSRRD15I_W56_PREST_ITBC_OCTNOV2021_DME.xls
27MAR2022 0:56

POPULATION: Intent-to-Treat Population B vs. C
ENDPOINT: Proportion of Patients with a >=15-point improvement from baseline in NEI VFQ-25 Vision Specific Role Difficulties subscale throughout the Entire Study
MODEL: Stratified Analysis by Study, Baseline BCVA ETDRS letter score, Prior IVT anti-VEGF therapy, Geographic region (combined)
STUDY: GR40349 & GR40398
Dichotomous Analysis (Efficacy)

		Faricimab (PTI) (N=632)				Aflibercept (N=627)				Faricimab (PTI) vs. Aflibercept																Aflibercept vs. Faricimab (PTI)				
		Patients		Patients with Event		Patients		Patients with Event		Odds Ratio																Relative Risk				
														Absolute Risk Difference					Relative Risk										
Name	Level	n	%	n	%	n	%	n	%	Odds Ratio		Convergence Reason	95% Lower CL	95% Upper CL	Absolute Risk		Convergence Reason	95% Lower CL	95% Upper CL	Relative Risk		Convergence Reason	95% Lower CL	95% Upper CL	p-value (Cochran Mantel-Haenszel)	Interaction Test p-value (likelihood ratio)	Relative Risk		Convergence Reason	95% Lower CL	95% Upper CL
All	n/a	632	100,0	264	41,8	626	99,8	254	40,6	1,05		Convergence criterion (GCONV=1E-8) satisfied.	0,84	1,32	0,013		Algorithm converged.	-0,041	0,067	1,02		Algorithm converged.	0,90	1,16	0,6601		0,98		Algorithm converged.	0,86	1,12
Study	Rhine	319	50,5	131	41,1	315	50,2	128	40,6	1,02		Convergence criterion (GCONV=1E-8) satisfied.	0,74	1,39	0,003		Algorithm converged.	-0,073	0,080	1,01		Algorithm converged.	0,84	1,22	0,9170	0,9067	0,99		Algorithm converged.	0,82	1,19
	Yosemite	313	49,5	133	42,5	311	49,6	126	40,5	1,09		Convergence criterion (GCONV=1E-8) satisfied.	0,79	1,50	0,025		Algorithm converged.	-0,052	0,101	1,02		Algorithm converged.	0,85	1,23	0,6028		0,98		Algorithm converged.	0,81	1,18

Test for interaction based on RR (Log-binomial regression)
* indicates convergence problem. Result is uninterpretable.
Only patients with at least one value are used for analysis. For stratification Asia and rest of the world regions are combined due to a small number of enrolled patients. The stratification factor is excluded if it is the subgroup. OR is computed by stratified analysis, RR and ARD by adjusted analysis.
Early Termination (ET) visit was mapped to closest regular visit.
Treatment policy strategy was applied to non-COVID-19 related and hypothetical strategy was applied to COVID-19 related intercurrent events. COVID-19 related intercurrent events are: Disc. of Treatment due to COVID-19, Prohibited Treatment/Therapy due to COVID-19, Missed Dose at Week 88,92 or 96 due to COVID-19 and COVID-19 Death.
Clinical cut-off: YOSEMITE 01NOV2021 and RHINE 28OCT2021

Program: root/clinical_studies/RO6867461/CDT70122/share/ACE_pool_DME_CSR_Final/prod/program/t_eff_resp.sas
Output: root/clinical_studies/RO6867461/CDT70122/share/ACE_pool_DME_CSR_Final/prod/output_bc/t_eff_resp_str_QSBRD15I_PREST_ITBC_OCTNOV2021_DME.xls
27MAR2022 6:46

POPULATION: Intent-to-Treat Population B vs. C

ENDPOINT: Proportion of Patients with a >=15-point improvement from baseline in NEI VFQ-25 Vision Specific Role Difficulties subscale throughout the Entire Study

MODEL: Adjusted Analysis by Study, Baseline BCVA ETDRS letter score, Prior IVT anti-VEGF therapy, Geographic region

STUDY: GR40349 & GR40398

Forest Plot of Relative Risk

Study	Total n	Aflibercept (N=627) n	Aflibercept (N=627) n Responder	Faricimab (PTI) (N=632) n	Faricimab (PTI) (N=632) n Responder	Relative Risk	95% CI
All Patients	1258	626	254	632	264	1.02	(0.90, 1.16)
Study							
Rhine	634	315	128	319	131	1.01	(0.84, 1.22)
Yosemite	624	311	126	313	133	1.02	(0.85, 1.23)

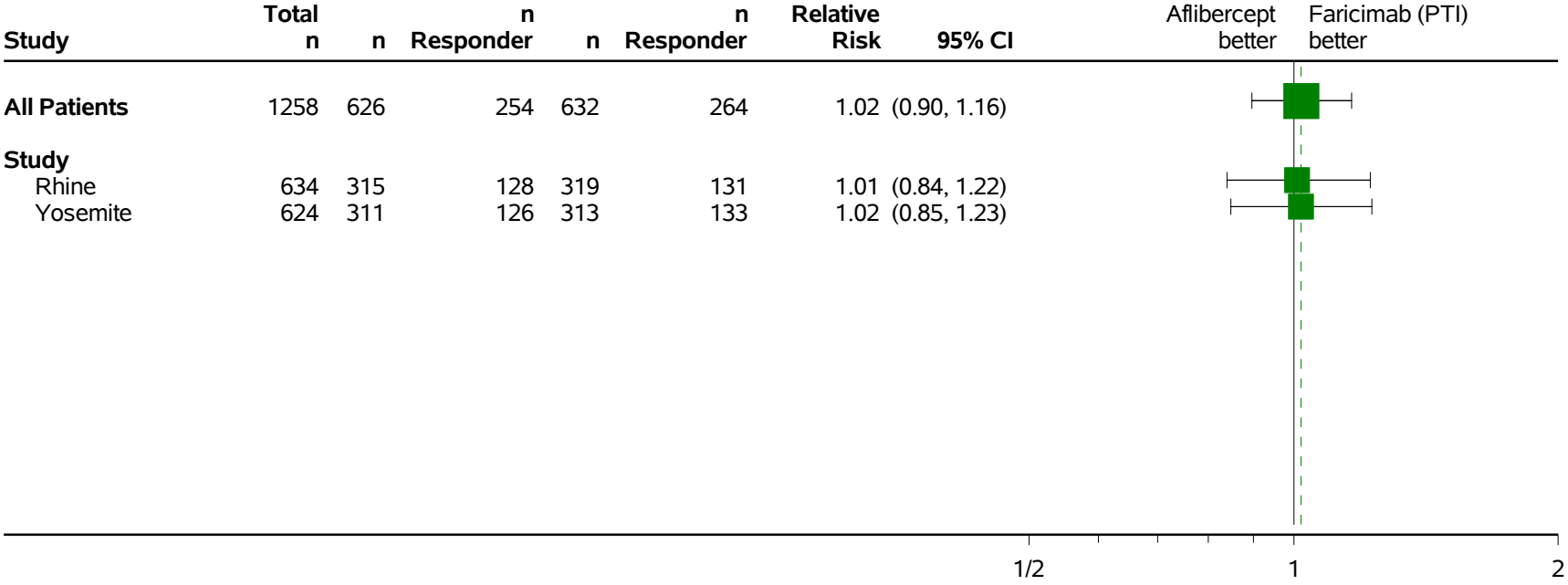

Only patients with at least one value are used for analysis. For adjustment Asia and rest of the world regions are combined due to a small number of enrolled patients.

The adjustment factor is excluded if it is the subgroup.

Early Termination (ET) visit was mapped to closest regular visit.

Treatment policy strategy was applied to non-COVID-19 related and hypothetical strategy was applied to COVID-19 related intercurrent events. COVID-19 related intercurrent events are:
Disc. of Treatment due to COVID-19, Prohibited Treatment/Therapy due to COVID-19, Missed Dose at Week 88,92 or 96 due to COVID-19 and COVID-19 Death.

Clinical cut-off: YOSEMITE 01NOV2021 and RHINE 28OCT2021

Program: root/clinical_studies/RO6867461/CDT70122/share/ACE_pool_DME_Base/prod/program/g_forest_rr.sas
Output: root/clinical_studies/RO6867461/CDT70122/share/ACE_pool_DME_CSR_Final/prod/output_bc/g_forest_rr_str_QSBRD15I_PREST_ITBC_OCTNOV2021_DME.pdf 06OCT2022 19:03

POPULATION: Intent-to-Treat Population B vs. C

ENDPOINT: Proportion of Patients with a >=15-point improvement from baseline in NEI VFQ-25 Vision Specific Role Difficulties subscale throughout the Entire Study

MODEL: Stratified Analysis by Study, Baseline BCVA ETDRS letter score, Prior IVT anti-VEGF therapy, Geographic region

STUDY: GR40349 & GR40398

Forest Plot of Odds Ratio

		Aflibercept (N=627)		Faricimab (PTI) (N=632)				
Study	**Total n**	**n**	**n Responder**	**n**	**n Responder**	**Odds Ratio**	**95% CI**	Aflibercept better / Faricimab (PTI) better
All Patients	1258	626	254	632	264	1.05	(0.84, 1.32)	
Study								
Rhine	634	315	128	319	131	1.02	(0.74, 1.39)	
Yosemite	624	311	126	313	133	1.09	(0.79, 1.50)	

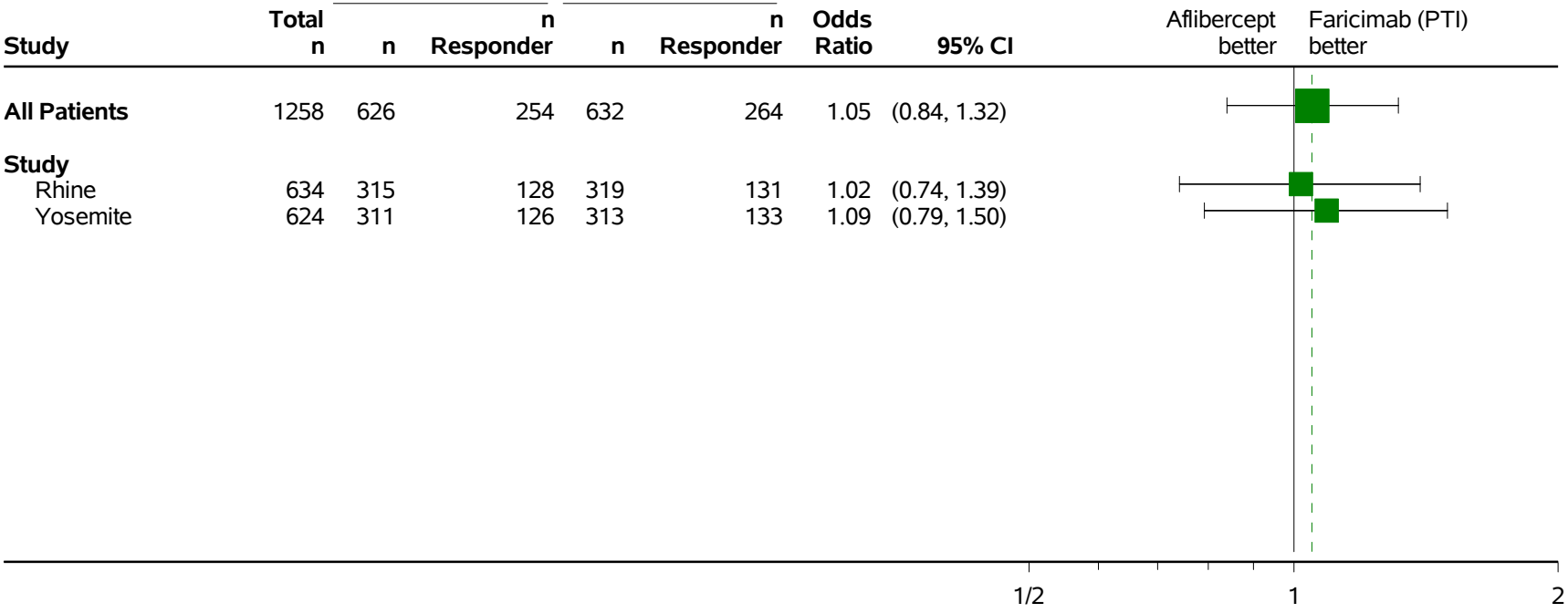

Only patients with at least one value are used for analysis. For stratification Asia and rest of the world regions are combined due to a small number of enrolled patients.

Early Termination (ET) visit was mapped to closest regular visit.

Treatment policy strategy was applied to non-COVID-19 related and hypothetical strategy was applied to COVID-19 related intercurrent events. COVID-19 related intercurrent events are:
Disc. of Treatment due to COVID-19, Prohibited Treatment/Therapy due to COVID-19, Missed Dose at Week 88,92 or 96 due to COVID-19 and COVID-19 Death.

Clinical cut-off: YOSEMITE 01NOV2021 and RHINE 28OCT2021

Program: root/clinical_studies/RO6867461/CDT70122/share/ACE_pool_DME_Base/prod/program/g_forest_or.sas

Output: root/clinical_studies/RO6867461/CDT70122/share/ACE_pool_DME_CSR_Final/prod/output_bc/g_forest_or_str_QSBRD15I_PREST_ITBC_OCTNOV2021_DME.pdf 30SEP2022 14:02

POPULATION: Intent-to-Treat Population B vs. C
ENDPOINT: Proportion of Patients with a >=15-point improvement from baseline in NEI VFQ-25 Vision Specific Role Difficulties subscale throughout the Entire Study
MODEL: Stratified Analysis by Study, Baseline BCVA ETDRS letter score, Prior IVT anti-VEGF therapy, Geographic region (combined)
STUDY: GR40349 & GR40398
Dichotomous Analysis by Subgroups (Efficacy)

		Faricimab (PTI) (N=632)				Aflibercept (N=627)				Faricimab (PTI) vs. Aflibercept														Aflibercept vs. Faricimab (PTI)					
		Patients		Patients with Event		Patients		Patients with Event		Odds Ratio				Absolute Risk Difference					Relative Risk					Relative Risk					
Name	Level	n	%	n	%	n	%	n	%	Odds Ratio	Convergence Reason	95% Lower CL	95% Upper CL	Absolute Risk	Convergence Reason	95% Lower CL	95% Upper CL	Relative Risk	Convergence Reason	95% Lower CL	95% Upper CL	p-value (Cochran-Mantel Haenszel)	p-value (Likelihood ratio)	Relative Risk	Convergence Reason	95% Lower CL	95% Upper CL
All	n/a	632	100,0	264	41,8	626	99,8	254	40,6	1,03	Convergence criterion (GCONV=1E-8) satisfied.	0,84	1,32	0,013	Algorithm converged.	-0,041	0,067	1,02	Algorithm converged.	0,90	1,16	0,6601		0,98	Algorithm converged.	0,86	1,12
Sex	Male	396	62,7	154	38,9	364	58,1	153	42,0	0,87	Convergence criterion (GCONV=1E-8) satisfied.	0,65	1,17	-0,031	Algorithm converged.	-0,101	0,038	0,93	Algorithm converged.	0,78	1,10	0,3629	0,0598	1,08	Algorithm converged.	0,91	1,28
	Female	236	37,3	110	46,6	262	41,8	101	38,5	1,36	Convergence criterion (GCONV=1E-8) satisfied.	0,95	1,94	0,083	Algorithm converged.	-0,004	0,169	1,21	Algorithm converged.	0,98	1,48	0,0937		0,83	Algorithm converged.	0,68	1,02
Age	< 65 years	352	55,7	155	44,0	363	57,9	154	42,4	1,07	Convergence criterion (GCONV=1E-8) satisfied.	0,80	1,45	0,016	Algorithm converged.	-0,056	0,088	1,02	Algorithm converged.	0,87	1,21	0,6400	0,9438	0,98	Algorithm converged.	0,83	1,15
	>= 65 years	280	44,3	109	38,9	263	41,9	100	38,0	1,06	Convergence criterion (GCONV=1E-8) satisfied.	0,75	1,50	0,022	Algorithm converged.	-0,070	0,094	1,02	Algorithm converged.	0,82	1,26	0,7515		0,98	Algorithm converged.	0,79	1,21
Age	< 75 years	577	91,3	244	42,3	571	91,1	233	40,8	1,06	Convergence criterion (GCONV=1E-8) satisfied.	0,84	1,34	0,016	Algorithm converged.	-0,041	0,073	1,03	Algorithm converged.	0,90	1,18	0,6161	0,7144	0,97	Algorithm converged.	0,85	1,11
	>= 75 years	55	8,7	20	36,4	55	8,8	21	38,2	0,69	Convergence criterion (GCONV=1E-8) satisfied.	0,31	1,53	-0,023	Algorithm converged.	-0,203	0,157	0,91	Algorithm converged.	0,56	1,48	0,3609		1,10	Algorithm converged.	0,68	1,78
Baseline BCVA ETDRS letter score	< 64 letters	281	44,5	123	43,8	284	45,3	130	45,8	0,92	Convergence criterion (GCONV=1E-8) satisfied.	0,66	1,28	-0,019	Algorithm converged.	-0,101	0,063	0,95	Algorithm converged.	0,79	1,13	0,6319	0,2056	1,06	Algorithm converged.	0,88	1,27
	>= 64 letters	349	55,2	141	40,4	342	54,5	124	36,3	1,19	Convergence criterion (GCONV=1E-8) satisfied.	0,88	1,62	0,041	Algorithm converged.	-0,031	0,113	1,12	Algorithm converged.	0,93	1,35	0,2578		0,89	Algorithm converged.	0,74	1,08
	Missing	2	0,3	0	0,0	0	0,0	0	0,0	NE		NE	NE	NE	NE	NE	NE	NE	NE	NE	NE			NE	NE	NE	NE
Geographic region	Europe	219	34,7	97	44,3	219	34,9	90	41,1	1,13	Convergence criterion (GCONV=1E-8) satisfied.	0,77	1,65	0,029	Algorithm converged.	-0,064	0,121	1,05	Algorithm converged.	0,84	1,30	0,5369	0,9283	0,95	Algorithm converged.	0,77	1,18
	America	344	54,4	142	41,3	339	54,1	139	41,0	1,01	Convergence criterion (GCONV=1E-8) satisfied.	0,74	1,37	0,005	Algorithm converged.	-0,069	0,078	1,00	Algorithm converged.	0,84	1,19	0,9470		1,00	Algorithm converged.	0,84	1,20
	Asia Pacific (inc. Australia)	69	10,9	25	36,2	68	10,8	25	36,8	1,08	Convergence criterion (GCONV=1E-8) satisfied.	0,54	2,19	0,013	Algorithm converged.	-0,145	0,171	1,04	Algorithm converged.	0,67	1,60	0,8149		0,96	Algorithm converged.	0,62	1,49
Race/ethnicity	White	489	77,4	213	43,6	505	80,5	206	40,8	1,12	Convergence criterion (GCONV=1E-8) satisfied.	0,87	1,44	0,029	Algorithm converged.	-0,032	0,091	1,06	Algorithm converged.	0,92	1,23	0,3724	0,7911	0,94	Algorithm converged.	0,82	1,09
	Asian	62	9,8	24	38,7	59	9,4	22	37,3	1,02	Convergence criterion (GCONV=1E-8) satisfied.	0,47	2,24	0,014	Algorithm converged.	-0,134	0,183	1,09	Algorithm converged.	0,89	1,71	0,9564		0,92	Algorithm converged.	0,59	1,45
	Other	55	8,7	18	32,7	47	7,5	17	36,2	0,88	Convergence criterion (GCONV=1E-8) satisfied.	0,38	2,04	-0,040	Algorithm converged.	-0,232	0,151	0,88	Algorithm converged.	0,51	1,52	0,7735		1,14	Algorithm converged.	0,66	1,98
	Unknown	26	4,1	9	34,6	15	2,4	9	60,0	0,16	Convergence criterion (GCONV=1E-8) satisfied.	0,03	0,91	*	* ERROR: The mean parameter is either invalid or at a limit of its range for some observations.			*	* WARNING: The relative Hessian convergence criterion of 0.2649616127 is greater than the limit of 0.0001. The convergence is questionable.					*	* WARNING: The relative Hessian convergence criterion of 0.2649616127 is greater than the limit of 0.0001. The convergence is questionable.		
Baseline HbA1c	<=8%	404	63,9	170	42,1	399	63,6	168	42,1	1,00	Convergence criterion (GCONV=1E-8) satisfied.	0,75	1,32	0,000	Algorithm converged.	-0,068	0,068	0,99	Algorithm converged.	0,84	1,16	0,9783	0,5359	1,01	Algorithm converged.	0,86	1,19
	>8%	221	35,0	90	40,7	222	35,4	84	37,8	1,17	Convergence criterion (GCONV=1E-8) satisfied.	0,77	1,67	0,030	Algorithm converged.	-0,060	0,120	1,08	Algorithm converged.	0,86	1,36	0,5332		0,93	Algorithm converged.	0,74	1,16
	Missing	7	1,1	4	57,1	5	0,8	2	40,0	*	NE			*	* ERROR: The mean parameter is either invalid or at a limit of its range for some observations.			*	* WARNING: Negative of Hessian not positive definite.					*	* WARNING: Negative of Hessian not positive definite.		
Prior IVT anti-VEGF therapy	Yes	133	21,0	52	39,1	137	21,9	46	33,6	1,27	Convergence criterion (GCONV=1E-8) satisfied.	0,78	2,08	0,058	Algorithm converged.	-0,057	0,173	1,16	Algorithm converged.	0,84	1,60	0,3359	0,3356	0,86	Algorithm converged.	0,63	1,18
	No	499	79,0	212	42,5	489	78,0	208	42,5	1,00	Convergence criterion (GCONV=1E-8) satisfied.	0,77	1,28	0,000	Algorithm converged.	-0,061	0,062	0,99	Algorithm converged.	0,86	1,14	0,9731		1,01	Algorithm converged.	0,88	1,17
Baseline DR severity	<47	365	57,8	139	38,1	361	57,6	132	36,6	1,03	Convergence criterion (GCONV=1E-8) satisfied.	0,78	1,42	0,014	Algorithm converged.	-0,056	0,084	1,04	Algorithm converged.	0,88	1,25	0,7567	0,6604	0,97	Algorithm converged.	0,80	1,17
	47 - 53	198	31,3	95	48,0	208	33,2	94	45,2	1,07	Convergence criterion (GCONV=1E-8) satisfied.	0,72	1,59	0,031	Algorithm converged.	-0,066	0,128	1,07	Algorithm converged.	0,87	1,31	0,7317		0,94	Algorithm converged.	0,76	1,16
	>53	58	9,2	28	48,3	38	6,1	22	57,9	0,70	Convergence criterion (GCONV=1E-8) satisfied.	0,30	1,63	-0,075	Algorithm converged.	-0,285	0,136	0,86	Algorithm converged.	0,57	1,30	0,4071		1,16	Algorithm converged.	0,77	1,76
	Missing	11	1,7	2	18,2	19	3,0	6	31,6	0,45	Convergence criterion (GCONV=1E-8) satisfied.	0,07	2,84	*	* WARNING: The relative Hessian convergence criterion of 0.0530450486 is greater than the limit of 0.0001. The convergence is questionable.			*	* ERROR: The mean parameter is either invalid or at a limit of its range for some observations.					*	* ERROR: The mean parameter is either invalid or at a limit of its range for some observations.		
Baseline DR severity	<=53	563	89,1	234	41,6	569	90,7	226	39,7	1,07	Convergence criterion (GCONV=1E-8) satisfied.	0,85	1,36	0,019	Algorithm converged.	-0,038	0,076	1,04	Algorithm converged.	0,90	1,19	0,5583	0,3893	0,96	Algorithm converged.	0,84	1,11
	>53	58	9,2	28	48,3	38	6,1	22	57,9	0,70	Convergence criterion (GCONV=1E-8) satisfied.	0,30	1,63	-0,075	Algorithm converged.	-0,285	0,136	0,86	Algorithm converged.	0,57	1,30	0,4071		1,16	Algorithm converged.	0,77	1,76
	Missing	11	1,7	2	18,2	19	3,0	6	31,6	0,45	Convergence criterion (GCONV=1E-8) satisfied.	0,07	2,84	*	* WARNING: The relative Hessian convergence criterion of 0.0530450486 is greater than the limit of 0.0001. The convergence is questionable.			*	* ERROR: The mean parameter is either invalid or at a limit of its range for some observations.					*	* ERROR: The mean parameter is either invalid or at a limit of its range for some observations.		
Medical history: renal disease	Yes	63	10,0	32	50,8	43	7,2	17	37,8	1,47	Convergence criterion (GCONV=1E-8) satisfied.	0,66	3,28	0,120	Algorithm converged.	-0,072	0,312	1,29	Algorithm converged.	0,83	2,03	0,3435	0,2086	0,77	Algorithm converged.	0,49	1,21
	No	569	90,0	232	40,8	581	92,7	237	40,8	1,00	Convergence criterion (GCONV=1E-8) satisfied.	0,79	1,28	0,000	Algorithm converged.	-0,057	0,056	0,99	Algorithm converged.	0,86	1,14	0,9934		1,01	Algorithm converged.	0,88	1,16
Medical history: cardiac disease	Yes	511	80,9	212	41,5	498	79,4	192	38,6	1,13	Convergence criterion (GCONV=1E-8) satisfied.	0,88	1,45	0,028	Algorithm converged.	-0,032	0,088	1,06	Algorithm converged.	0,91	1,24	0,3491	0,3292	0,94	Algorithm converged.	0,81	1,09
	No	121	19,1	52	43,0	128	20,4	62	48,4	0,85	Convergence criterion (GCONV=1E-8) satisfied.	0,56	1,62	-0,038	Algorithm converged.	-0,160	0,084	0,92	Algorithm converged.	0,71	1,20	0,8533		1,08	Algorithm converged.	0,83	1,41
Medical history: vascular disease	Yes	92	14,6	51	55,4	98	15,6	44	44,9	1,42	Convergence criterion (GCONV=1E-8) satisfied.	0,78	2,57	0,092	Algorithm converged.	-0,049	0,234	1,21	Algorithm converged.	0,91	1,62	0,2483	0,2233	0,83	Algorithm converged.	0,62	1,10
	No	540	85,4	213	39,4	528	84,2	210	39,8	0,99	Convergence criterion (GCONV=1E-8) satisfied.	0,77	1,26	-0,002	Algorithm converged.	-0,060	0,056	0,98	Algorithm converged.	0,85	1,14	0,9147		1,02	Algorithm converged.	0,88	1,18
Study	Rhine	319	50,5	133	41,7	313	50,2	128	40,8	1,02	Convergence criterion (GCONV=1E-8) satisfied.	0,74	1,39	0,003	Algorithm converged.	-0,073	0,080	1,01	Algorithm converged.	0,84	1,22	0,9170	0,9067	0,99	Algorithm converged.	0,82	1,19
	Yosemite	313	49,5	133	42,5	313	49,8	126	40,3	1,08	Convergence criterion (GCONV=1E-8) satisfied.	0,79	1,50	0,025	Algorithm converged.	-0,052	0,101	1,02	Algorithm converged.	0,85	1,23	0,6028		0,98	Algorithm converged.	0,81	1,18

Test for interaction based on RR (Log-binomial regression)
* indicates convergence problem. Result is unintergrestable.
Only patients with at least one value are used for analysis. For stratification Asia and rest of the world regions are combined due to a small number of enrolled patients. The stratification factor is excluded if it is the subgroup. OR is computed by stratified analysis, RR and ARD by adjusted analysis.
Early Termination (ET) visit was mapped to closest regular visit.
Treatment policy strategy was applied to non-COVID-19 related and hypothetical strategy was applied to COVID-19 related intercurrent events. COVID-19 related intercurrent events are: Disc. of Treatment due to COVID-19, Prohibited Treatment/Therapy due to COVID-19, Missed Dose at Week 88,92 or 96 due to COVID-19 and COVID-19 Death.
Clinical cut-off: YOSEMITE 01NOV2021 and RHINE 28OCT2021

Program: root/clinical_studies/RO6867461/CDT70122/share/ACE_pool_DME_CSR_Final/prod/program/t_eff_resp.sas
Output: root/clinical_studies/RO6867461/CDT70122/share/ACE_pool_DME_CSR_Final/prod/output_bc/t_eff_resp_ag_str_QSBRD15I_PREST_ITBC_OCTNOV2021_DME.xls
27MAR2022 1:05

POPULATION: Intent-to-Treat Population B vs. C
ENDPOINT: Proportion of Patients with a >=4-point improvement from baseline in NEI VFQ-25 Vision Specific Role Difficulties subscale through Week 56
MODEL: Stratified Analysis by Study, Baseline BCVA ETDRS letter score, Prior IVT anti-VEGF therapy, Geographic region (combined)
STUDY: GR40349 & GR40398
Dichotomous Analysis (Efficacy)

		Faricimab (PTI) (N=632)				Aflibercept (N=627)				Faricimab (PTI) vs. Aflibercept																	Aflibercept vs. Faricimab (PTI)				
		Patients		Patients with Event		Patients		Patients with Event		Odds Ratio									Absolute Risk Difference				Relative Risk						Relative Risk				
Name	Level	n	%	n	%	n	%	n	%	Odds Ratio		Convergence Reason	95% Lower CL	95% Upper CL	Absolute Risk		Convergence Reason	95% Lower CL	95% Upper CL	Relative Risk		Convergence Reason	95% Lower CL	95% Upper CL	p-value (Cochran-Mantel-Haenszel)	Interaction Test p-value (likelihood ratio)	Relative Risk		Convergence Reason	95% Lower CL	95% Upper CL
All	n/a	632	100,0	338	53,5	626	99,8	317	50,6	1,12		Convergence criterion (GCONV=1E-8) satisfied.	0,90	1,40	0,028		Algorithm converged.	-0,027	0,083	1,05		Algorithm converged.	0,94	1,17	0,3122		0,95		Algorithm converged.	0,86	1,06
Study	Rhine	319	50,5	170	53,3	315	50,2	152	48,3	1,22		Convergence criterion (GCONV=1E-8) satisfied.	0,90	1,67	0,050		Algorithm converged.	-0,027	0,128	1,10		Algorithm converged.	0,94	1,28	0,2035	0,3742	0,91		Algorithm converged.	0,78	1,06
	Yosemite	313	49,5	168	53,7	311	49,6	165	53,1	1,02		Convergence criterion (GCONV=1E-8) satisfied.	0,75	1,40	0,006		Algorithm converged.	-0,072	0,084	1,00		Algorithm converged.	0,87	1,16	0,8819		1,00		Algorithm converged.	0,86	1,16

Test for interaction based on RR (Log-binomial regression)
* indicates convergence problem. Result is uninterpretable.
Only patients with at least one value are used for analysis. For stratification Asia and rest of the world regions are combined due to a small number of enrolled patients. The stratification factor is excluded if it is the subgroup. OR is computed by stratified analysis, RR and ARD by adjusted analysis.
Early Termination (ET) visit was mapped to closest regular visit.
Treatment policy strategy was applied to non-COVID-19 related and hypothetical strategy was applied to COVID-19 related intercurrent events. COVID-19 related intercurrent events are: Disc. of Treatment due to COVID-19, Prohibited Treatment/Therapy due to COVID-19, Missed Dose at Week 44,48 or 52 due to COVID-19 and COVID-19 Death.
Clinical cut-off: YOSEMITE 01NOV2021 and RHINE 28OCT2021

Program: root/clinical_studies/RO6867461/CDT70122/share/ACE_pool_DME_CSR_Final/prod/program/t_eff_resp.sas
Output: root/clinical_studies/RO6867461/CDT70122/share/ACE_pool_DME_CSR_Final/prod/output_bc/t_eff_resp_str_QSBRD4I_W56_PREST_ITBC_OCTNOV2021_DME.xls
27MAR2022 4:38

POPULATION: Intent-to-Treat Population B vs. C
ENDPOINT: Proportion of Patients with a >=4-point improvement from baseline in NEI VFQ-25 Vision Specific Role Difficulties subscale through Week 56
MODEL: Adjusted Analysis by Study, Baseline BCVA ETDRS letter score, Prior IVT anti-VEGF therapy, Geographic region
STUDY: GR40349 & GR40398
Forest Plot of Relative Risk

Study	Total n	Aflibercept (N=627) n	Aflibercept (N=627) n Responder	Faricimab (PTI) (N=632) n	Faricimab (PTI) (N=632) n Responder	Relative Risk	95% CI
All Patients	1258	626	317	632	338	1.05	(0.94, 1.17)
Study							
Rhine	634	315	152	319	170	1.10	(0.94, 1.28)
Yosemite	624	311	165	313	168	1.00	(0.87, 1.16)

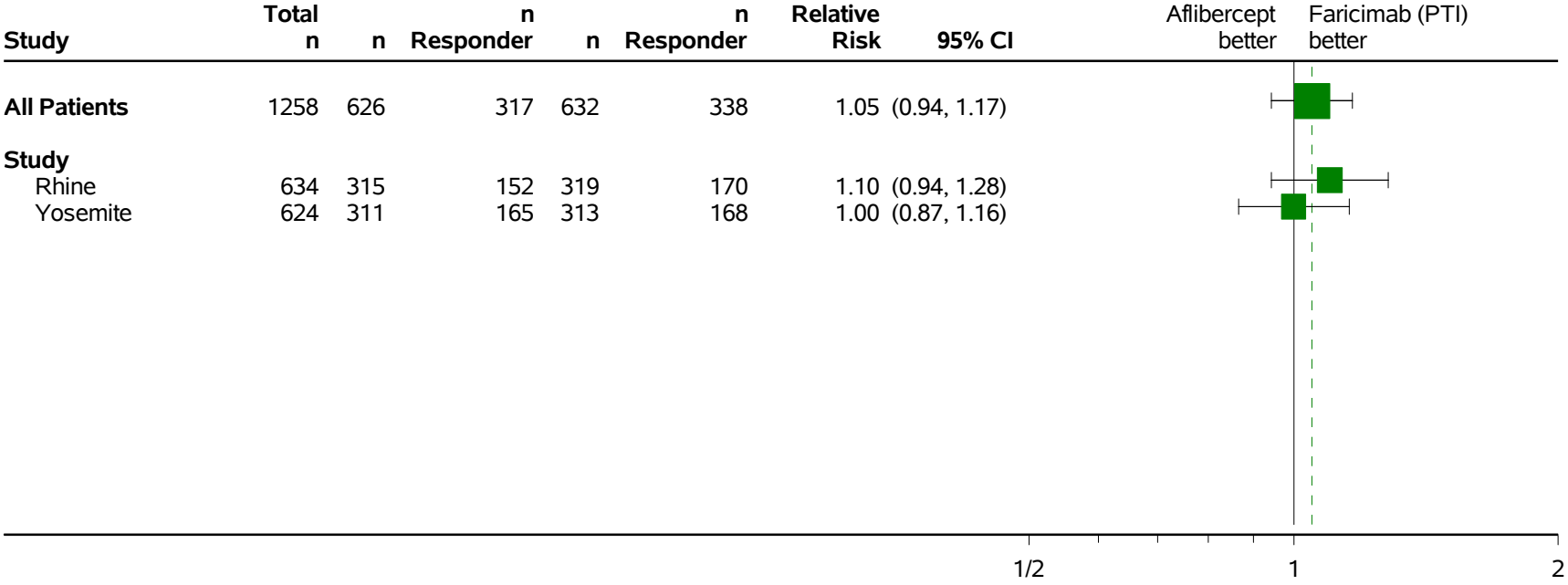

Only patients with at least one value are used for analysis. For adjustment Asia and rest of the world regions are combined due to a small number of enrolled patients.
The adjustment factor is excluded if it is the subgroup.
Early Termination (ET) visit was mapped to closest regular visit.
Treatment policy strategy was applied to non-COVID-19 related and hypothetical strategy was applied to COVID-19 related intercurrent events. COVID-19 related intercurrent events are:
Disc. of Treatment due to COVID-19, Prohibited Treatment/Therapy due to COVID-19, Missed Dose at Week 44,48 or 52 due to COVID-19 and COVID-19 Death.
Clinical cut-off: YOSEMITE 01NOV2021 and RHINE 28OCT2021
Program: root/clinical_studies/RO6867461/CDT70122/share/ACE_pool_DME_Base/prod/program/g_forest_rr.sas
Output: root/clinical_studies/RO6867461/CDT70122/share/ACE_pool_DME_CSR_Final/prod/output_bc/g_forest_rr_str_QSBRD4I_W56_PREST_ITBC_OCTNOV2021_DME.pdf 06OCT2022 18:24

POPULATION: Intent-to-Treat Population B vs. C
ENDPOINT: Proportion of Patients with a >=4-point improvement from baseline in NEI VFQ-25 Vision Specific Role Difficulties subscale through Week 56
MODEL: Stratified Analysis by Study, Baseline BCVA ETDRS letter score, Prior IVT anti-VEGF therapy, Geographic region
STUDY: GR40349 & GR40398
Forest Plot of Odds Ratio

Study	Total n	Aflibercept (N=627) n	Aflibercept (N=627) n Responder	Faricimab (PTI) (N=632) n	Faricimab (PTI) (N=632) n Responder	Odds Ratio	95% CI
All Patients	1258	626	317	632	338	1.12	(0.90, 1.40)
Study							
Rhine	634	315	152	319	170	1.22	(0.90, 1.67)
Yosemite	624	311	165	313	168	1.02	(0.75, 1.40)

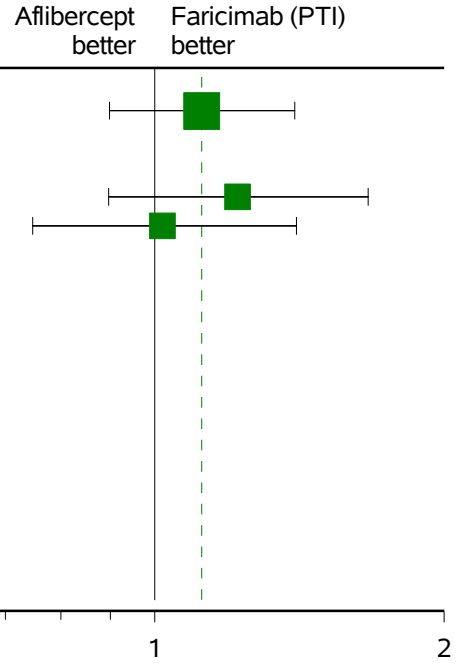

Only patients with at least one value are used for analysis. For stratification Asia and rest of the world regions are combined due to a small number of enrolled patients.
Early Termination (ET) visit was mapped to closest regular visit.
Treatment policy strategy was applied to non-COVID-19 related and hypothetical strategy was applied to COVID-19 related intercurrent events. COVID-19 related intercurrent events are:
Disc. of Treatment due to COVID-19, Prohibited Treatment/Therapy due to COVID-19, Missed Dose at Week 44,48 or 52 due to COVID-19 and COVID-19 Death.
Clinical cut-off: YOSEMITE 01NOV2021 and RHINE 28OCT2021
Program: root/clinical_studies/RO6867461/CDT70122/share/ACE_pool_DME_Base/prod/program/g_forest_or.sas
Output: root/clinical_studies/RO6867461/CDT70122/share/ACE_pool_DME_CSR_Final/prod/output_bc/g_forest_or_str_QSBRD4I_W56_PREST_ITBC_OCTNOV2021_DME.pdf 30SEP2022 13:13

POPULATION: Intent-to-Treat Population B vs. C
ENDPOINT: Proportion of Patients with a >=4-point improvement from baseline in NEI VFQ-25 Vision Specific Role Difficulties subscale through Week 56
MODEL: Stratified Analysis by Study, Baseline BCVA ETDRS letter score, Prior IVT anti-VEGF therapy, Geographic region (combined)
STUDY: GR40349 & GR40398
Dichotomous Analysis by Subgroups (Efficacy)

		Faricimab (PTI) (N=632)				Aflibercept (N=627)				Faricimab (PTI) vs. Aflibercept														Aflibercept vs. Faricimab (PTI)			
		Patients		Patients with Event		Patients		Patients with Event		Odds Ratio				Absolute Risk Difference				Relative Risk						Relative Risk			
Name	Level	n	%	n	%	n	%	n	%	Odds Ratio	Convergence Reason	95% Lower CL	95% Upper CL	Absolute Risk	Convergence Reason	95% Lower CL	95% Upper CL	Relative Risk	Convergence Reason	95% Lower CL	95% Upper CL	p-value (Cochran-Mantel Haenszel)	Interaction Test p-value (likelihood ratio)	Relative Risk	Convergence Reason	95% Lower CL	95% Upper CL
All	n/a	632	100,0	338	53,5	626	99,8	317	50,6	1,12	Convergence criterion (GCONV=1E-8) satisfied.	0,90	1,40	0,028	Algorithm converged.	-0,027	0,083	1,05	Algorithm converged.	0,94	1,17	0,3122		0,95	Algorithm converged.	0,86	1,06
Sex	Male	396	62,7	207	52,3	364	58,1	183	50,3	1,08	Convergence criterion (GCONV=1E-8) satisfied.	0,81	1,44	0,021	Algorithm converged.	-0,050	0,092	1,04	Algorithm converged.	0,90	1,19	0,5918	0,6356	0,96	Algorithm converged.	0,84	1,11
	Female	236	37,3	131	55,5	262	41,8	134	51,1	1,16	Convergence criterion (GCONV=1E-8) satisfied.	0,81	1,66	0,046	Algorithm converged.	-0,041	0,133	1,09	Algorithm converged.	0,93	1,28	0,4167		0,92	Algorithm converged.	0,78	1,08
Age	< 65 years	352	55,7	193	54,8	363	57,9	189	52,1	1,13	Convergence criterion (GCONV=1E-8) satisfied.	0,84	1,51	0,031	Algorithm converged.	-0,042	0,104	1,05	Algorithm converged.	0,92	1,20	0,4309	0,9524	0,95	Algorithm converged.	0,83	1,08
	>= 65 years	280	44,3	145	51,8	263	41,9	128	48,7	1,12	Convergence criterion (GCONV=1E-8) satisfied.	0,80	1,56	0,029	Algorithm converged.	-0,055	0,114	1,05	Algorithm converged.	0,89	1,25	0,5214		0,95	Algorithm converged.	0,80	1,12
Age	< 75 years	577	91,3	311	53,9	571	91,1	290	50,8	1,13	Convergence criterion (GCONV=1E-8) satisfied.	0,90	1,43	0,031	Algorithm converged.	-0,026	0,089	1,05	Algorithm converged.	0,95	1,18	0,2907	0,7312	0,95	Algorithm converged.	0,85	1,06
	>= 75 years	55	8,7	27	49,1	55	8,8	27	49,1	0,74	Convergence criterion (GCONV=1E-8) satisfied.	0,34	1,62	-0,005	Algorithm converged.	-0,191	0,181	1,04	Algorithm converged.	0,69	1,57	0,4479		0,96	Algorithm converged.	0,64	1,44
Baseline BCVA ETDRS letter score	< 64 letters	281	44,5	160	56,9	284	45,3	163	57,4	0,98	Convergence criterion (GCONV=1E-8) satisfied.	0,70	1,37	-0,004	Algorithm converged.	-0,086	0,077	0,99	Algorithm converged.	0,86	1,14	0,9064	0,2098	1,01	Algorithm converged.	0,87	1,18
	>= 64 letters	349	55,2	178	51,0	342	54,5	154	45,0	1,27	Convergence criterion (GCONV=1E-8) satisfied.	0,94	1,73	0,059	Algorithm converged.	-0,015	0,133	1,13	Algorithm converged.	0,97	1,32	0,1164		0,88	Algorithm converged.	0,76	1,05
	Missing	2	0,3	0	0,0	0	0,0	0	0,0	NE		NE	NE	NE	NE	NE	NE	NE	NE	NE	NE	NE		NE	NE	NE	NE
Geographic region	Europe	219	34,7	120	54,8	219	34,9	115	52,5	1,08	Convergence criterion (GCONV=1E-8) satisfied.	0,74	1,58	0,020	Algorithm converged.	-0,073	0,113	1,02	Algorithm converged.	0,86	1,21	0,6753	0,7030	0,98	Algorithm converged.	0,82	1,17
	America	344	54,4	181	52,6	339	54,1	171	50,4	1,09	Convergence criterion (GCONV=1E-8) satisfied.	0,80	1,48	0,022	Algorithm converged.	-0,052	0,097	1,04	Algorithm converged.	0,90	1,20	0,5930		0,96	Algorithm converged.	0,83	1,12
	Asia Pacific (inc. Australia)	69	10,9	37	53,6	68	10,8	31	45,6	1,49	Convergence criterion (GCONV=1E-8) satisfied.	0,74	2,99	0,110	Algorithm converged.	-0,051	0,270	1,24	Algorithm converged.	0,90	1,70	0,2619		0,81	Algorithm converged.	0,59	1,11
Race/ethnicity	White	489	77,4	271	55,4	503	80,3	260	51,7	1,17	Convergence criterion (GCONV=1E-8) satisfied.	0,91	1,50	0,039	Algorithm converged.	-0,023	0,101	1,07	Algorithm converged.	0,95	1,20	0,2165	0,4213	0,94	Algorithm converged.	0,84	1,05
	Asian	62	9,8	34	54,8	59	9,4	27	45,8	1,37	Convergence criterion (GCONV=1E-8) satisfied.	0,63	2,97	0,109	Algorithm converged.	-0,063	0,280	1,25	Algorithm converged.	0,88	1,76	0,4201		0,80	Algorithm converged.	0,57	1,13
	Other	55	8,7	22	40,0	47	7,5	22	46,8	0,82	Convergence criterion (GCONV=1E-8) satisfied.	0,35	1,90	-0,065	Algorithm converged.	-0,264	0,134	0,81	Algorithm converged.	0,52	1,28	0,6381		1,23	Algorithm converged.	0,78	1,94
	Unknown	26	4,1	11	42,3	15	2,4	8	53,3	0,29	Convergence criterion (GCONV=1E-8) satisfied.	0,05	1,57		* ERROR: The mean parameter is either invalid or at a limit of its range for some observations.				* WARNING: The relative Hessian convergence criterion of 0.1065752441 is greater than the limit of 0.0001. The convergence is questionable.						* WARNING: The relative Hessian convergence criterion of 0.1065752441 is greater than the limit of 0.0001. The convergence is questionable.		
Baseline HbA1c	<=8%	404	63,9	219	54,2	399	63,6	203	50,9	1,13	Convergence criterion (GCONV=1E-8) satisfied.	0,86	1,50	0,032	Algorithm converged.	-0,037	0,101	1,05	Algorithm converged.	0,92	1,20	0,3781	0,9370	0,95	Algorithm converged.	0,83	1,08
	>8%	221	35,0	115	52,0	222	35,4	110	49,5	1,10	Convergence criterion (GCONV=1E-8) satisfied.	0,75	1,60	0,027	Algorithm converged.	-0,066	0,120	1,05	Algorithm converged.	0,88	1,26	0,6314		0,95	Algorithm converged.	0,79	1,14
	Missing	7	1,1	4	57,1	5	0,8	4	80,0	0,00	Convergence criterion (GCONV=1E-8) satisfied.	0,00	NE		* ERROR: The mean parameter is either invalid or at a limit of its range for some observations.				* WARNING: Negative of Hessian not positive definite.						* WARNING: Negative of Hessian not positive definite.		
Prior IVT anti-VEGF therapy	Yes	133	21,0	73	54,9	137	21,9	67	48,9	1,29	Convergence criterion (GCONV=1E-8) satisfied.	0,80	2,07	0,064	Algorithm converged.	-0,055	0,182	1,13	Algorithm converged.	0,90	1,42	0,3019	0,5090	0,88	Algorithm converged.	0,70	1,11
	No	499	79,0	265	53,1	489	78,0	250	51,1	1,08	Convergence criterion (GCONV=1E-8) satisfied.	0,84	1,39	0,019	Algorithm converged.	-0,043	0,081	1,03	Algorithm converged.	0,91	1,16	0,5474		0,97	Algorithm converged.	0,86	1,09
Baseline DR severity	<47	365	57,8	182	49,9	361	57,6	175	48,5	1,02	Convergence criterion (GCONV=1E-8) satisfied.	0,76	1,37	0,008	Algorithm converged.	-0,064	0,081	1,01	Algorithm converged.	0,87	1,17	0,8895	0,7501	0,99	Algorithm converged.	0,85	1,15
	47 - 53	198	31,3	116	58,6	208	33,2	113	54,3	1,29	Convergence criterion (GCONV=1E-8) satisfied.	0,80	1,77	0,044	Algorithm converged.	-0,051	0,140	1,08	Algorithm converged.	0,93	1,28	0,3911		0,92	Algorithm converged.	0,78	1,08
	>53	58	9,2	38	65,5	38	6,1	23	60,5	1,27	Convergence criterion (GCONV=1E-8) satisfied.	0,51	3,15	0,058	Algorithm converged.	-0,146	0,261	1,10	Algorithm converged.	0,78	1,54	0,5997		0,91	Algorithm converged.	0,65	1,28
	Missing	11	1,7	3	27,3	19	3,0	6	31,6	0,73	Convergence criterion (GCONV=1E-8) satisfied.	0,14	3,73		* WARNING: The relative Hessian convergence criterion of 0.1171575355 is greater than the limit of 0.0001. The convergence is questionable.				* ERROR: The mean parameter is either invalid or at a limit of its range for some observations.						* ERROR: The mean parameter is either invalid or at a limit of its range for some observations.		
Baseline DR severity	<=53	563	89,1	297	52,8	569	90,7	288	50,6	1,07	Convergence criterion (GCONV=1E-8) satisfied.	0,85	1,36	0,020	Algorithm converged.	-0,038	0,078	1,03	Algorithm converged.	0,92	1,15	0,5484	0,6038	0,97	Algorithm converged.	0,87	1,08
	>53	58	9,2	38	65,5	38	6,1	23	60,5	1,27	Convergence criterion (GCONV=1E-8) satisfied.	0,51	3,15	0,058	Algorithm converged.	-0,146	0,261	1,10	Algorithm converged.	0,78	1,54	0,5997		0,91	Algorithm converged.	0,65	1,28
	Missing	11	1,7	3	27,3	19	3,0	6	31,6	0,73	Convergence criterion (GCONV=1E-8) satisfied.	0,14	3,73		* WARNING: The relative Hessian convergence criterion of 0.1171575355 is greater than the limit of 0.0001. The convergence is questionable.				* ERROR: The mean parameter is either invalid or at a limit of its range for some observations.						* ERROR: The mean parameter is either invalid or at a limit of its range for some observations.		
Medical history: renal disease	Yes	63	10,0	40	63,5	45	7,2	23	51,1	1,44	Convergence criterion (GCONV=1E-8) satisfied.	0,64	3,24	0,106	Algorithm converged.	-0,084	0,296	1,20	Algorithm converged.	0,83	1,70	0,3784	0,3991	0,83	Algorithm converged.	0,59	1,17
	No	569	90,0	298	52,4	581	92,7	294	50,6	1,07	Convergence criterion (GCONV=1E-8) satisfied.	0,85	1,35	0,018	Algorithm converged.	-0,040	0,075	1,03	Algorithm converged.	0,92	1,15	0,5436		0,97	Algorithm converged.	0,87	1,09
Medical history: cardiac disease	Yes	511	80,9	272	53,2	498	79,4	246	49,4	1,18	Convergence criterion (GCONV=1E-8) satisfied.	0,92	1,51	0,037	Algorithm converged.	-0,025	0,098	1,07	Algorithm converged.	0,95	1,20	0,2000	0,5744	0,94	Algorithm converged.	0,83	1,06
	No	121	19,1	66	54,5	128	20,4	71	55,5	1,05	Convergence criterion (GCONV=1E-8) satisfied.	0,62	1,78	0,005	Algorithm converged.	-0,115	0,126	0,95	Algorithm converged.	0,77	1,18	0,8691		1,05	Algorithm converged.	0,83	1,30
Medical history: vascular disease	Yes	92	14,6	56	60,9	98	15,6	56	57,1	1,15	Convergence criterion (GCONV=1E-8) satisfied.	0,64	2,09	0,034	Algorithm converged.	-0,108	0,176	1,08	Algorithm converged.	0,85	1,38	0,6335	0,9439	0,92	Algorithm converged.	0,72	1,18
	No	540	85,4	282	52,2	528	84,2	261	49,4	1,11	Convergence criterion (GCONV=1E-8) satisfied.	0,88	1,42	0,027	Algorithm converged.	-0,032	0,087	1,05	Algorithm converged.	0,93	1,18	0,3832		0,95	Algorithm converged.	0,85	1,07
Study	Rhine	319	50,5	170	53,3	315	50,2	152	48,3	1,22	Convergence criterion (GCONV=1E-8) satisfied.	0,90	1,67	0,050	Algorithm converged.	-0,027	0,128	1,10	Algorithm converged.	0,94	1,28	0,2035	0,3742	0,91	Algorithm converged.	0,78	1,06
	Yosemite	313	49,5	168	53,7	311	49,6	165	53,1	1,02	Convergence criterion (GCONV=1E-8) satisfied.	0,75	1,40	0,006	Algorithm converged.	-0,072	0,084	1,00	Algorithm converged.	0,87	1,16	0,8819		1,00	Algorithm converged.	0,86	1,16

Test for interaction based on RR (Log-binomial regression)
* indicates convergence problem. Result is uninterpretable.
Only patients with at least one value are used for analysis. For stratification Asia and rest of the world regions are combined due to a small number of enrolled patients. The stratification factor is excluded if it is the subgroup. OR is computed by stratified analysis, RR and ARD by adjusted analysis.
Early Termination (ET) visit was mapped to closest regular visit.
Treatment policy strategy was applied to non-COVID-19 related and hypothetical strategy was applied to COVID-19 related intercurrent events. COVID-19 related intercurrent events are: Disc. of Treatment due to COVID-19, Prohibited Treatment/Therapy due to COVID-19, Missed Dose at Week 44,48 or 52 due to COVID-19 and COVID-19 Death.
Clinical cut-off: YOSEMITE 01NOV2021 and RHINE 28OCT2021

Program: root/clinical_studies/RO6867461/CDT70122/share/ACE_pool_DME_CSR_Final/prod/program/t_eff_resp.sas
Output: root/clinical_studies/RO6867461/CDT70122/share/ACE_pool_DME_CSR_Final/prod/output_bc/t_eff_resp_ag_str_QSBRD4I_W56_PREST_ITBC_OCTNOV2021_DME.xls
28MAR2022 21:08

POPULATION: Intent-to-Treat Population B vs. C
ENDPOINT: Proportion of Patients with a >=4-point improvement from baseline in NEI VFQ-25 Vision Specific Role Difficulties subscale throughout the Entire Study
MODEL: Stratified Analysis by Study, Baseline BCVA ETDRS letter score, Prior IVT anti-VEGF therapy, Geographic region (combined)
STUDY: GR40349 & GR40398
Dichotomous Analysis (Efficacy)

		Faricimab (PTI) (N=632)				Aflibercept (N=627)				Faricimab (PTI) vs. Aflibercept																	Aflibercept vs. Faricimab (PTI)				
		Patients		Patients with Event		Patients		Patients with Event		Odds Ratio					Absolute Risk Difference				Relative Risk								Relative Risk				
Name	Level	n	%	n	%	n	%	n	%	Odds Ratio		Convergence Reason	95% Lower CL	95% Upper CL	Absolute Risk	Convergence Reason	95% Lower CL	95% Upper CL	Relative Risk		Convergence Reason	95% Lower CL	95% Upper CL	p-value (Cochran Mantel-Haenszel)	Interaction Test p-value (likelihood ratio)	Relative Risk		Convergence Reason	95% Lower CL	95% Upper CL
All	n/a	632	100,0	372	58,9	626	99,8	347	55,4	1,15		Convergence criterion (GCONV=1E-8) satisfied.	0,92	1,44	0,033	Algorithm converged.	-0,021	0,088	1,05		Algorithm converged.	0,96	1,16	0,2182		0,95		Algorithm converged.	0,86	1,04
Study	Rhine	319	50,5	186	58,3	315	50,2	168	53,3	1,23		Convergence criterion (GCONV=1E-8) satisfied.	0,90	1,68	0,049	Algorithm converged.	-0,028	0,126	1,09		Algorithm converged.	0,95	1,25	0,2032	0,5066	0,92		Algorithm converged.	0,80	1,06
	Yosemite	313	49,5	186	59,4	311	49,6	179	57,6	1,08		Convergence criterion (GCONV=1E-8) satisfied.	0,78	1,48	0,017	Algorithm converged.	-0,060	0,094	1,02		Algorithm converged.	0,90	1,16	0,6444		0,98		Algorithm converged.	0,86	1,12

Test for interaction based on RR (Log-binomial regression)
* indicates convergence problem. Result is uninterpretable.
Only patients with at least one value are used for analysis. For stratification Asia and rest of the world regions are combined due to a small number of enrolled patients. The stratification factor is excluded if it is the subgroup. OR is computed by stratified analysis, RR and ARD by adjusted analysis.
Early Termination (ET) visit was mapped to closest regular visit.
Treatment policy strategy was applied to non-COVID-19 related and hypothetical strategy was applied to COVID-19 related intercurrent events. COVID-19 related intercurrent events are: Disc. of Treatment due to COVID-19, Prohibited Treatment/Therapy due to COVID-19, Missed Dose at Week 88,92 or 96 due to COVID-19 and COVID-19 Death.
Clinical cut-off: YOSEMITE 01NOV2021 and RHINE 28OCT2021

Program: root/clinical_studies/RO6867461/CDT70122/share/ACE_pool_DME_CSR_Final/prod/program/t_eff_resp.sas
Output: root/clinical_studies/RO6867461/CDT70122/share/ACE_pool_DME_CSR_Final/prod/output_bc/t_eff_resp_str_QSBRD4I_PREST_ITBC_OCTNOV2021_DME.xls
27MAR2022 4:42

POPULATION: Intent-to-Treat Population B vs. C
ENDPOINT: Proportion of Patients with a >=4-point improvement from baseline in NEI VFQ-25 Vision Specific Role Difficulties subscale throughout the Entire Study
MODEL: Adjusted Analysis by Study, Baseline BCVA ETDRS letter score, Prior IVT anti-VEGF therapy, Geographic region
STUDY: GR40349 & GR40398
Forest Plot of Relative Risk

Study	Total n	Aflibercept (N=627) n	Aflibercept (N=627) n Responder	Faricimab (PTI) (N=632) n	Faricimab (PTI) (N=632) n Responder	Relative Risk	95% CI
All Patients	1258	626	347	632	372	1.05	(0.96, 1.16)
Study							
Rhine	634	315	168	319	186	1.09	(0.95, 1.25)
Yosemite	624	311	179	313	186	1.02	(0.90, 1.16)

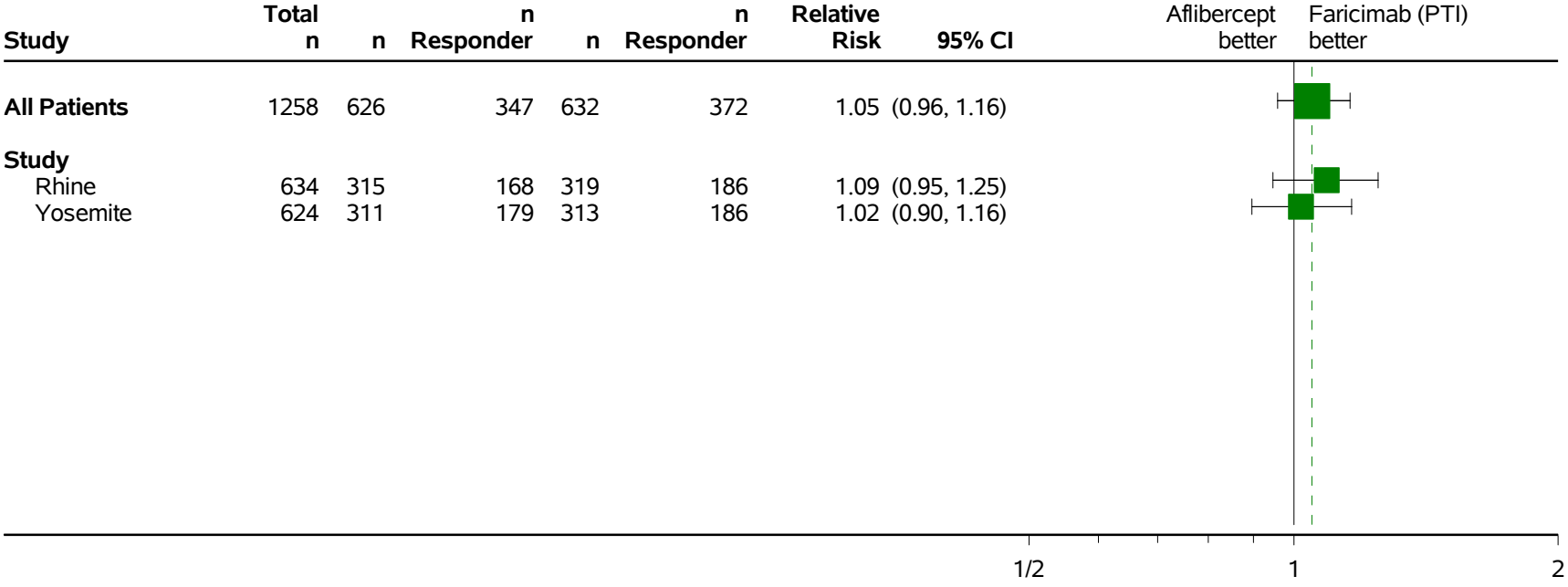

Only patients with at least one value are used for analysis. For adjustment Asia and rest of the world regions are combined due to a small number of enrolled patients.
The adjustment factor is excluded if it is the subgroup.
Early Termination (ET) visit was mapped to closest regular visit.
Treatment policy strategy was applied to non-COVID-19 related and hypothetical strategy was applied to COVID-19 related intercurrent events. COVID-19 related intercurrent events are:
Disc. of Treatment due to COVID-19, Prohibited Treatment/Therapy due to COVID-19, Missed Dose at Week 88,92 or 96 due to COVID-19 and COVID-19 Death.
Clinical cut-off: YOSEMITE 01NOV2021 and RHINE 28OCT2021
Program: root/clinical_studies/RO6867461/CDT70122/share/ACE_pool_DME_Base/prod/program/g_forest_rr.sas
Output: root/clinical_studies/RO6867461/CDT70122/share/ACE_pool_DME_CSR_Final/prod/output_bc/g_forest_rr_str_QSBRD4I_PREST_ITBC_OCTNOV2021_DME.pdf 06OCT2022 18:27

POPULATION: Intent-to-Treat Population B vs. C
ENDPOINT: Proportion of Patients with a >=4-point improvement from baseline in NEI VFQ-25 Vision Specific Role Difficulties subscale throughout the Entire Study
MODEL: Stratified Analysis by Study, Baseline BCVA ETDRS letter score, Prior IVT anti-VEGF therapy, Geographic region
STUDY: GR40349 & GR40398
Forest Plot of Odds Ratio

Study	Total n	Aflibercept (N=627) n	Aflibercept (N=627) n Responder	Faricimab (PTI) (N=632) n	Faricimab (PTI) (N=632) n Responder	Odds Ratio	95% CI
All Patients	1258	626	347	632	372	1.15	(0.92, 1.44)
Study							
Rhine	634	315	168	319	186	1.23	(0.90, 1.68)
Yosemite	624	311	179	313	186	1.08	(0.78, 1.48)

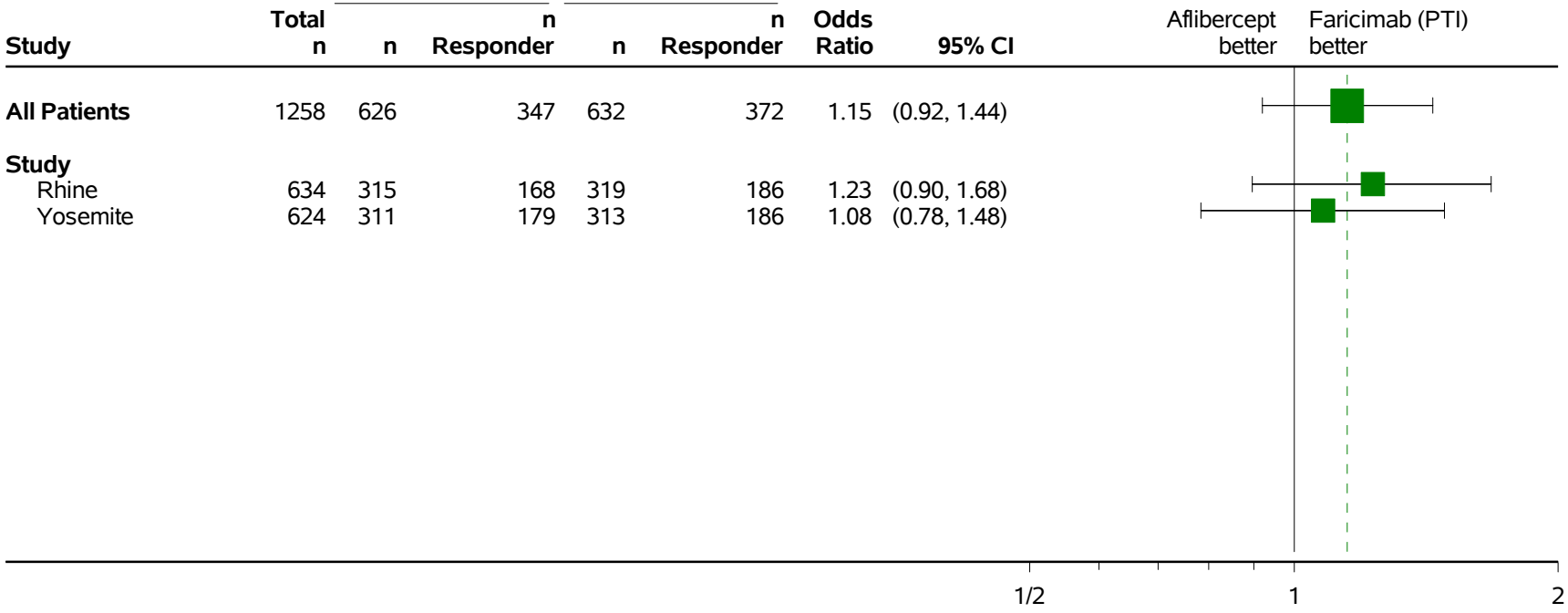

Only patients with at least one value are used for analysis. For stratification Asia and rest of the world regions are combined due to a small number of enrolled patients.
Early Termination (ET) visit was mapped to closest regular visit.
Treatment policy strategy was applied to non-COVID-19 related and hypothetical strategy was applied to COVID-19 related intercurrent events. COVID-19 related intercurrent events are:
Disc. of Treatment due to COVID-19, Prohibited Treatment/Therapy due to COVID-19, Missed Dose at Week 88,92 or 96 due to COVID-19 and COVID-19 Death.
Clinical cut-off: YOSEMITE 01NOV2021 and RHINE 28OCT2021
Program: root/clinical_studies/RO6867461/CDT70122/share/ACE_pool_DME_Base/prod/program/g_forest_or.sas
Output: root/clinical_studies/RO6867461/CDT70122/share/ACE_pool_DME_CSR_Final/prod/output_bc/g_forest_or_str_QSBRD4I_PREST_ITBC_OCTNOV2021_DME.pdf 30SEP2022 13:15

POPULATION: Intent-to-Treat Population B vs. C
ENDPOINT: Proportion of Patients with a >=4-point improvement from baseline in NEI VFQ-25 Vision Specific Role Difficulties subscale throughout the Entire Study
MODEL: Stratified Analysis by Study, Baseline BCVA ETDRS letter score, Prior IVT anti-VEGF therapy, Geographic region (combined)
STUDY: GR40349 & GR40398
Dichotomous Analysis by Subgroups (Efficacy)

		Faricimab (PTI) (N=632)				Aflibercept (N=627)				Faricimab (PTI) vs. Aflibercept														Aflibercept vs. Faricimab (PTI)			
		Patients		Patients with Event		Patients		Patients with Event		Odds Ratio				Absolute Risk Difference				Relative Risk						Relative Risk			
Name	Level	n	%	n	%	n	%	n	%	Odds Ratio	Convergence Reason	95% Lower CL	95% Upper CL	Absolute Risk	Convergence Reason	95% Lower CL	95% Upper CL	Relative Risk	Convergence Reason	95% Lower CL	95% Upper CL	p-value (Cochran-Mantel Haenszel)	Interaction Test p-value (likelihood ratio)	Relative Risk	Convergence Reason	95% Lower CL	95% Upper CL
All	n/a	632	100,0	372	58,9	626	99,8	347	55,4	1,15	Convergence criterion (GCONV=1E-8) satisfied.	0,92	1,44	0,033	Algorithm converged.	-0,021	0,088	1,05	Algorithm converged.	0,96	1,16	0,2182		0,95	Algorithm converged.	0,86	1,04
Sex	Male	398	62,7	225	56,8	364	58,1	199	54,7	1,09	Convergence criterion (GCONV=1E-8) satisfied.	0,82	1,45	0,022	Algorithm converged.	-0,049	0,092	1,04	Algorithm converged.	0,91	1,17	0,5698	0,5190	0,97	Algorithm converged.	0,85	1,09
	Female	236	37,3	147	62,3	262	41,8	148	56,5	1,24	Convergence criterion (GCONV=1E-8) satisfied.	0,86	1,78	0,060	Algorithm converged.	-0,023	0,145	1,10	Algorithm converged.	0,96	1,27	0,2561		0,91	Algorithm converged.	0,79	1,04
Age	< 65 years	352	55,7	215	61,1	363	57,9	210	57,9	1,16	Convergence criterion (GCONV=1E-8) satisfied.	0,86	1,57	0,036	Algorithm converged.	-0,035	0,107	1,05	Algorithm converged.	0,93	1,16	0,3216	0,8769	0,93	Algorithm converged.	0,84	1,07
	>= 65 years	280	44,3	157	56,1	263	41,9	137	52,1	1,17	Convergence criterion (GCONV=1E-8) satisfied.	0,83	1,64	0,038	Algorithm converged.	-0,046	0,121	1,06	Algorithm converged.	0,91	1,24	0,3765		0,94	Algorithm converged.	0,81	1,10
Age	< 75 years	577	91,3	341	59,1	571	91,1	319	55,9	1,14	Convergence criterion (GCONV=1E-8) satisfied.	0,90	1,44	0,032	Algorithm converged.	-0,023	0,088	1,05	Algorithm converged.	0,95	1,16	0,2681	0,7899	0,93	Algorithm converged.	0,86	1,05
	>= 75 years	55	8,7	31	56,4	55	8,8	28	50,9	0,90	Convergence criterion (GCONV=1E-8) satisfied.	0,42	1,97	0,049	Algorithm converged.	-0,139	0,236	1,15	Algorithm converged.	0,79	1,69	0,7983		0,87	Algorithm converged.	0,59	1,27
Baseline BCVA ETDRS letter score	< 64 letters	281	44,5	176	62,6	284	45,3	178	62,7	1,00	Convergence criterion (GCONV=1E-8) satisfied.	0,71	1,40	0,000	Algorithm converged.	-0,080	0,079	1,00	Algorithm converged.	0,88	1,13	0,9870	0,1745	1,00	Algorithm converged.	0,88	1,14
	>= 64 letters	349	55,2	196	56,2	342	54,5	169	49,4	1,31	Convergence criterion (GCONV=1E-8) satisfied.	0,97	1,77	0,047	Algorithm converged.	-0,007	0,141	1,14	Algorithm converged.	0,99	1,31	0,0768		0,89	Algorithm converged.	0,76	1,01
	Missing	2	0,3	0	0,0	0	0,0	0	0,0	NE		NE	NE	NE	NE	NE	NE	NE	NE	NE	NE	NE		NE	NE	NE	NE
Geographic region	Europe	219	34,7	133	60,7	219	34,9	127	58,0	1,11	Convergence criterion (GCONV=1E-8) satisfied.	0,76	1,63	0,022	Algorithm converged.	-0,069	0,113	1,02	Algorithm converged.	0,88	1,19	0,5841	0,8235	0,98	Algorithm converged.	0,84	1,14
	America	344	54,4	199	57,8	338	54,1	185	54,8	1,14	Convergence criterion (GCONV=1E-8) satisfied.	0,84	1,54	0,032	Algorithm converged.	-0,042	0,106	1,05	Algorithm converged.	0,92	1,20	0,3980		0,93	Algorithm converged.	0,83	1,09
	Asia Pacific (inc. Australia)	69	10,9	40	58,0	68	10,8	35	51,5	1,42	Convergence criterion (GCONV=1E-8) satisfied.	0,73	2,87	0,096	Algorithm converged.	-0,064	0,257	1,19	Algorithm converged.	0,89	1,58	0,3211		0,84	Algorithm converged.	0,63	1,12
Race/ethnicity	White	489	77,4	299	61,1	505	80,5	284	56,2	1,23	Convergence criterion (GCONV=1E-8) satisfied.	0,93	1,58	0,047	Algorithm converged.	-0,013	0,108	1,08	Algorithm converged.	0,97	1,19	0,1132	0,7899	0,93	Algorithm converged.	0,84	1,03
	Asian	62	9,8	36	58,1	58	9,4	31	52,5	1,16	Convergence criterion (GCONV=1E-8) satisfied.	0,54	2,50	0,068	Algorithm converged.	-0,105	0,241	1,12	Algorithm converged.	0,82	1,54	0,6985		0,89	Algorithm converged.	0,65	1,23
	Other	55	8,7	26	47,3	47	7,5	23	48,9	1,02	Convergence criterion (GCONV=1E-8) satisfied.	0,44	2,38	-0,009	Algorithm converged.	-0,209	0,190	0,96	Algorithm converged.	0,64	1,43	0,9681		1,04	Algorithm converged.	0,70	1,56
	Unknown	26	4,1	11	42,3	13	2,4	9	60,0	0,21	Convergence criterion (GCONV=1E-8) satisfied.	0,04	1,20	*	ERROR: The mean parameter is either invalid or at a limit of its range for some observations.			*	WARNING: The relative Hessian convergence criterion of 0.20851739 is greater than the limit of 0.0001. The convergence is questionable.					*	WARNING: The relative Hessian convergence criterion of 0.20851739 is greater than the limit of 0.0001. The convergence is questionable.		
Baseline HbA1c	<=8%	404	63,9	243	60,1	399	63,6	226	56,6	1,14	Convergence criterion (GCONV=1E-8) satisfied.	0,86	1,52	0,032	Algorithm converged.	-0,036	0,100	1,05	Algorithm converged.	0,94	1,18	0,3548	0,8812	0,93	Algorithm converged.	0,83	1,07
	>8%	221	35,0	125	56,6	222	35,4	117	52,7	1,16	Convergence criterion (GCONV=1E-8) satisfied.	0,80	1,70	0,040	Algorithm converged.	-0,052	0,133	1,07	Algorithm converged.	0,91	1,27	0,4365		0,83	Algorithm converged.	0,79	1,10
	Missing	7	1,1	4	57,1	5	0,8	4	80,0	0,00	Convergence criterion (GCONV=1E-8) satisfied.	0,00	NE	*	ERROR: The mean parameter is either invalid or at a limit of its range for some observations.			*	WARNING: Negative of Hessian not positive definite.					*	WARNING: Negative of Hessian not positive definite.		
Prior IVT anti-VEGF therapy	Yes	133	21,0	80	60,2	137	21,9	75	54,7	1,26	Convergence criterion (GCONV=1E-8) satisfied.	0,78	2,04	0,057	Algorithm converged.	-0,060	0,174	1,12	Algorithm converged.	0,90	1,36	0,3440	0,6208	0,90	Algorithm converged.	0,74	1,11
	No	499	79,0	292	58,5	489	78,0	272	55,6	1,12	Convergence criterion (GCONV=1E-8) satisfied.	0,87	1,45	0,027	Algorithm converged.	-0,034	0,089	1,06	Algorithm converged.	0,93	1,16	0,3683		0,96	Algorithm converged.	0,86	1,07
Baseline DR severity	<47	363	57,8	203	55,8	361	57,6	190	52,6	1,10	Convergence criterion (GCONV=1E-8) satisfied.	0,82	1,47	0,026	Algorithm converged.	-0,048	0,098	1,04	Algorithm converged.	0,91	1,19	0,5244	0,8826	0,96	Algorithm converged.	0,84	1,09
	47 - 53	198	31,5	125	63,1	208	33,2	124	59,6	1,16	Convergence criterion (GCONV=1E-8) satisfied.	0,76	1,71	0,035	Algorithm converged.	-0,059	0,130	1,06	Algorithm converged.	0,91	1,23	0,5315		0,94	Algorithm converged.	0,81	1,10
	>53	58	9,2	41	70,7	38	6,1	26	68,4	1,11	Convergence criterion (GCONV=1E-8) satisfied.	0,43	2,86	0,065	Algorithm converged.	-0,138	0,267	1,16	Algorithm converged.	0,84	1,59	0,8306		0,87	Algorithm converged.	0,63	1,19
	Missing	11	1,7	3	27,3	19	3,0	7	36,8	0,73	Convergence criterion (GCONV=1E-8) satisfied.	0,14	3,73	-0,138	Algorithm converged.	-0,531	0,256	*	ERROR: The mean parameter is either invalid or at a limit of its range for some observations.					*	ERROR: The mean parameter is either invalid or at a limit of its range for some observations.		
Baseline DR severity	<=53	563	89,1	328	58,3	569	90,7	314	55,2	1,12	Convergence criterion (GCONV=1E-8) satisfied.	0,88	1,41	0,028	Algorithm converged.	-0,030	0,085	1,04	Algorithm converged.	0,94	1,15	0,3602	0,5876	0,96	Algorithm converged.	0,87	1,06
	>53	58	9,2	41	70,7	38	6,1	26	68,4	1,11	Convergence criterion (GCONV=1E-8) satisfied.	0,43	2,86	0,065	Algorithm converged.	-0,138	0,267	1,16	Algorithm converged.	0,84	1,59	0,8306		0,87	Algorithm converged.	0,63	1,19
	Missing	11	1,7	3	27,3	19	3,0	7	36,8	0,73	Convergence criterion (GCONV=1E-8) satisfied.	0,14	3,73	-0,138	Algorithm converged.	-0,531	0,256	*	ERROR: The mean parameter is either invalid or at a limit of its range for some observations.					*	ERROR: The mean parameter is either invalid or at a limit of its range for some observations.		
Medical history: renal disease	Yes	63	10,0	43	68,3	45	7,2	23	51,1	1,75	Convergence criterion (GCONV=1E-8) satisfied.	0,77	3,96	0,149	Algorithm converged.	-0,040	0,337	*	WARNING: The relative Hessian convergence criterion of 0.0002806035 is greater than the limit of 0.0001. The convergence is questionable.			0,1848		*	WARNING: The relative Hessian convergence criterion of 0.0002806035 is greater than the limit of 0.0001. The convergence is questionable.		
	No	569	90,0	329	57,8	581	92,7	324	55,8	1,09	Convergence criterion (GCONV=1E-8) satisfied.	0,86	1,37	0,026	Algorithm converged.	-0,037	0,077	1,03	Algorithm converged.	0,93	1,14	0,4840		0,97	Algorithm converged.	0,88	1,07
Medical history: cardiac disease	Yes	511	80,9	300	58,7	498	79,4	269	54,0	1,22	Convergence criterion (GCONV=1E-8) satisfied.	0,95	1,56	0,044	Algorithm converged.	-0,017	0,105	1,08	Algorithm converged.	0,97	1,20	0,1227	0,4365	0,93	Algorithm converged.	0,83	1,04
	No	121	19,1	72	59,5	128	20,4	78	60,9	0,99	Convergence criterion (GCONV=1E-8) satisfied.	0,58	1,70	-0,007	Algorithm converged.	-0,124	0,110	0,94	Algorithm converged.	0,78	1,13	0,9743		1,07	Algorithm converged.	0,88	1,29
Medical history: vascular disease	Yes	92	14,6	60	65,2	98	15,6	62	63,3	1,01	Convergence criterion (GCONV=1E-8) satisfied.	0,55	1,87	0,014	Algorithm converged.	-0,123	0,151	1,04	Algorithm converged.	0,84	1,29	0,9648	0,8428	0,96	Algorithm converged.	0,78	1,19
	No	540	85,4	312	57,8	528	84,2	285	54,0	1,16	Convergence criterion (GCONV=1E-8) satisfied.	0,91	1,48	0,036	Algorithm converged.	-0,023	0,095	1,06	Algorithm converged.	0,95	1,18	0,2389		0,94	Algorithm converged.	0,85	1,05
Study	Rhine	319	50,5	186	58,3	313	50,2	168	53,3	1,23	Convergence criterion (GCONV=1E-8) satisfied.	0,90	1,68	0,049	Algorithm converged.	-0,028	0,126	1,09	Algorithm converged.	0,95	1,25	0,2032	0,5066	0,92	Algorithm converged.	0,80	1,06
	Yosemite	313	49,5	186	59,4	311	49,8	179	57,6	1,08	Convergence criterion (GCONV=1E-8) satisfied.	0,78	1,48	0,017	Algorithm converged.	-0,060	0,094	1,02	Algorithm converged.	0,90	1,16	0,6444		0,98	Algorithm converged.	0,86	1,12

Test for interaction based on RR (Log-binomial regression)
* indicates convergence problem. Result is uninterpretable.
Only patients with at least one value are used for analysis. For stratification Asia and rest of the world regions are combined due to a small number of enrolled patients. The stratification factor is excluded if it is the subgroup. OR is computed by stratified analysis, RR and ARD by adjusted analysis.
Early Termination (ET) visit was mapped to closest regular visit.
Treatment policy strategy was applied to non-COVID-19 related and hypothetical strategy was applied to COVID-19 related intercurrent events. COVID-19 related intercurrent events are: Disc. of Treatment due to COVID-19, Prohibited Treatment/Therapy due to COVID-19, Missed Dose at Week 88,92 or 96 due to COVID-19 and COVID-19 Death.
Clinical cut-off: YOSEMITE 01NOV2021 and RHINE 28OCT2021

Program: root/clinical_studies/RO6867461/CDT70122/share/ACE_pool_DME_CSR_Final/prod/program/t_eff_resp.sas
Output: root/clinical_studies/RO6867461/CDT70122/share/ACE_pool_DME_CSR_Final/prod/output_hc/t_eff_resp_sg_str_QSBRD4I_PREST_ITBC_OCTNOV2021_DME.xls
26MAR2022 21:17

POPULATION: Intent-to-Treat Population B vs. C
ENDPOINT: NEI VFQ-25 Vision Specific Dependency subscale throughout the Entire Study
STUDY: GR40349 & GR40398
All; n/a (N=1259)

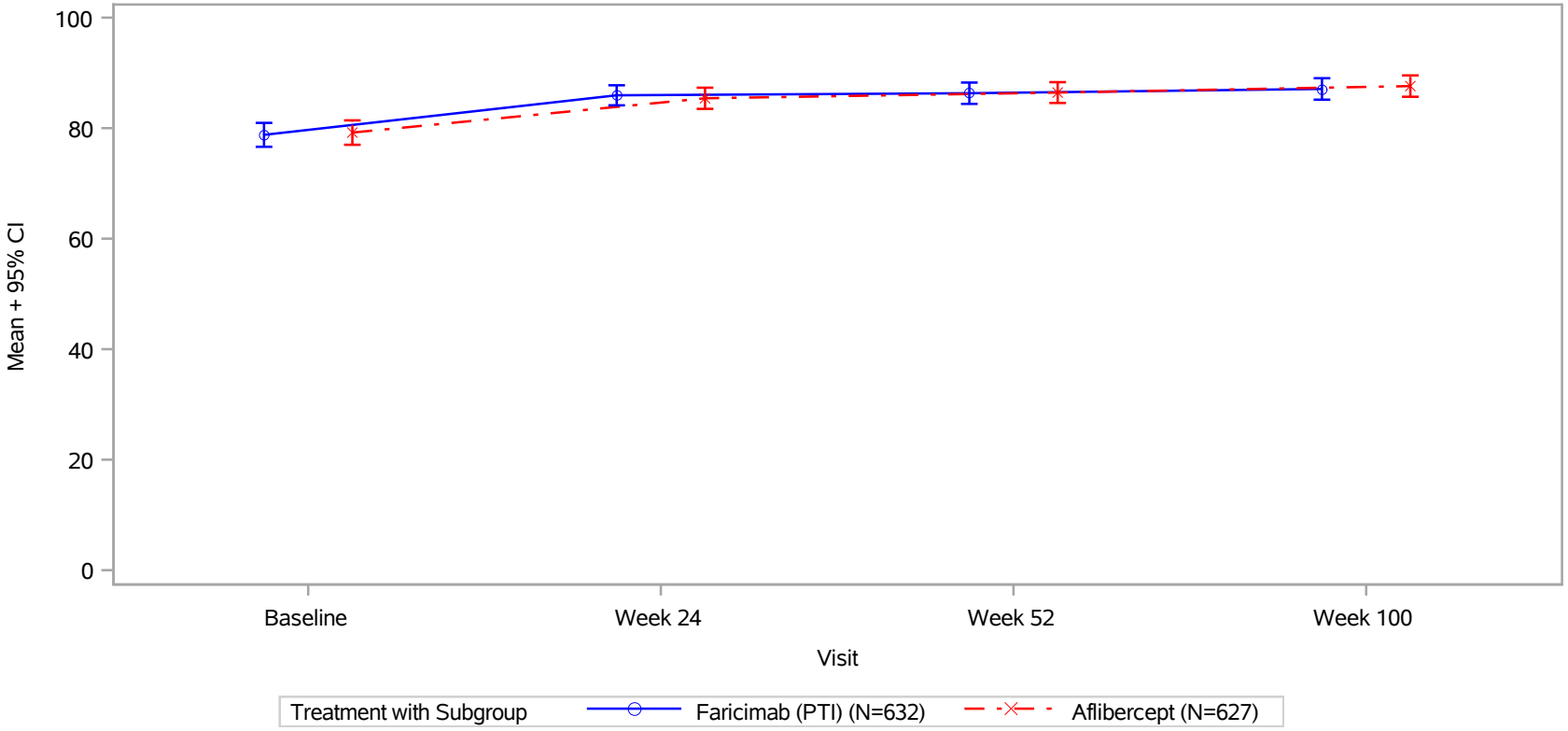

Early Termination (ET) visit was mapped to closest regular visit.
Treatment policy strategy was applied to non-COVID-19 related and hypothetical strategy was applied to COVID-19 related intercurrent events.
COVID-19 related intercurrent events are: Disc. of Treatment due to COVID-19, Prohibited Treatment/Therapy due to COVID-19, Missed Dose at Week 88,92 or 96 due to COVID-19 and COVID-19 Death.
Clinical cut-off: YOSEMITE 01NOV2021 and RHINE 28OCT2021

Program: ..al_studies/RO6867461/CDT70122/share/ACE_pool_DME_Base/prod/program/g_mean_plot.sas
Output: ..E_pool_DME_CSR_Final/prod/output_bc/g_mean_plot_QSBDP_PREST_ITBC_OCTNOV2021_DME.pdf
25MAR2022 21:17

POPULATION: Intent-to-Treat Population B vs. C
ENDPOINT: NEI VFQ-25 Vision Specific Dependency subscale throughout the Entire Study
STUDY: GR40349 & GR40398
Study; Rhine (N=634)

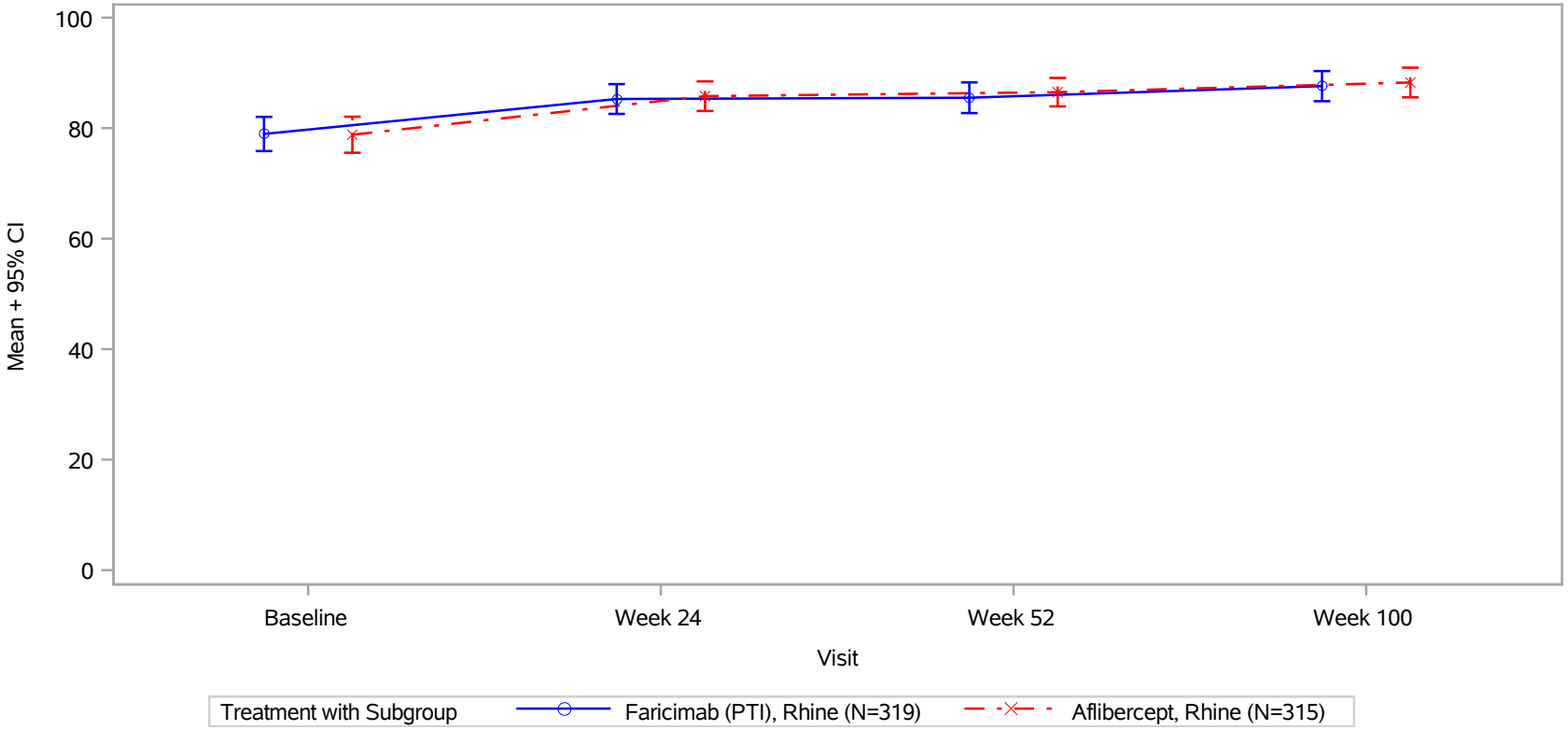

Early Termination (ET) visit was mapped to closest regular visit.
Treatment policy strategy was applied to non-COVID-19 related and hypothetical strategy was applied to COVID-19 related intercurrent events.
COVID-19 related intercurrent events are: Disc. of Treatment due to COVID-19, Prohibited Treatment/Therapy due to COVID-19, Missed Dose at Week 88,92 or 96 due to COVID-19 and COVID-19 Death.
Clinical cut-off: YOSEMITE 01NOV2021 and RHINE 28OCT2021

Program: ..al_studies/RO6867461/CDT70122/share/ACE_pool_DME_Base/prod/program/g_mean_plot.sas
Output: ..E_pool_DME_CSR_Final/prod/output_bc/g_mean_plot_QSBDP_PREST_ITBC_OCTNOV2021_DME.pdf
25MAR2022 21:17

POPULATION: Intent-to-Treat Population B vs. C
ENDPOINT: NEI VFQ-25 Vision Specific Dependency subscale throughout the Entire Study
STUDY: GR40349 & GR40398
Study; Yosemite (N=625)

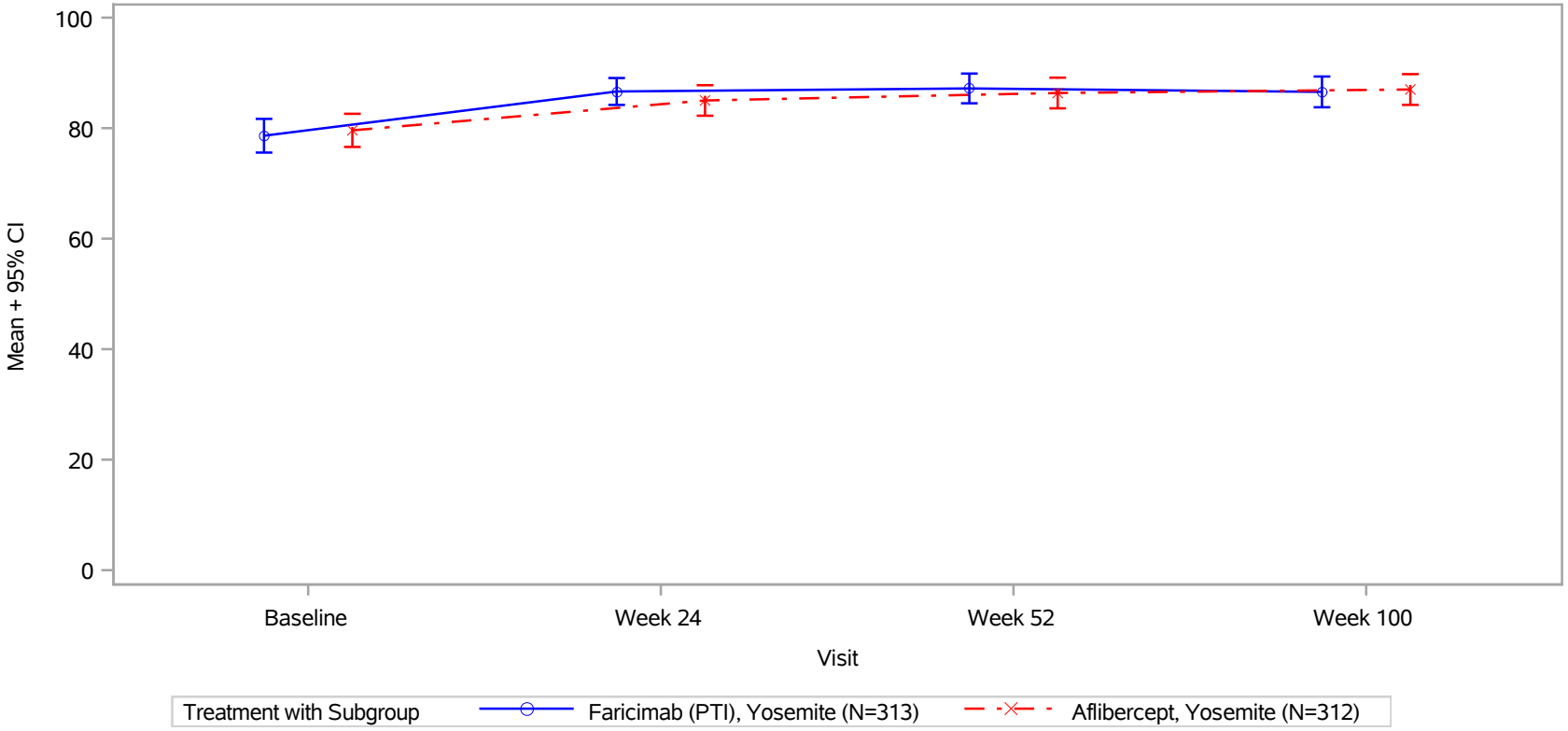

Early Termination (ET) visit was mapped to closest regular visit.
Treatment policy strategy was applied to non-COVID-19 related and hypothetical strategy was applied to COVID-19 related intercurrent events.
COVID-19 related intercurrent events are: Disc. of Treatment due to COVID-19, Prohibited Treatment/Therapy due to COVID-19, Missed Dose at Week 88,92 or 96 due to COVID-19 and COVID-19 Death.
Clinical cut-off: YOSEMITE 01NOV2021 and RHINE 28OCT2021

Program: ..al_studies/RO6867461/CDT70122/share/ACE_pool_DME_Base/prod/program/g_mean_plot.sas
Output: ..E_pool_DME_CSR_Final/prod/output_bc/g_mean_plot_QSBDP_PREST_ITBC_OCTNOV2021_DME.pdf
25MAR2022 21:17

POPULATION: Intent-to-Treat Population B vs. C
ENDPOINT: NEI VFQ-25 Vision Specific Dependency subscale throughout the Entire Study
MODEL: --
STUDY: GR40349 & GR40398
Compliance/Mean

		Faricimab (PTI) (N=632)						Aflibercept (N=627)					
		Patients				Statistics		Patients				Statistics	
Name Visit	Level	in study[1]	%	with value[1]	%	Mean[2]	SD(Mean)	in study[1]	%	with value[1]	%	Mean[2]	SD(Mean)
All													
Baseline	n/a	632	100,0	629	99,5	78,79	27,64	627	100,0	621	99,0	79,20	28,06
Week 24	n/a	632	100,0	609	96,4	85,95	22,79	625	99,7	595	95,2	85,41	23,81
Week 52	n/a	609	96,4	552	90,6	86,32	23,08	603	96,2	523	86,7	86,44	21,92
Week 100	n/a	579	91,6	529	91,4	87,10	22,74	569	90,7	483	84,9	87,61	21,59
Study													
Baseline	Rhine	319	100,0	319	100,0	78,94	28,04	315	100,0	313	99,4	78,81	29,36
Week 24	Rhine	319	100,0	309	96,9	85,28	24,08	314	99,7	302	96,2	85,79	23,65
Week 52	Rhine	312	97,8	284	91,0	85,50	23,75	304	96,5	270	88,8	86,51	21,48
Week 100	Rhine	301	94,4	271	90,0	87,61	22,80	287	91,1	235	81,9	88,26	20,89
Baseline	Yosemite	313	100,0	310	99,0	78,63	27,27	312	100,0	308	98,7	79,60	26,73
Week 24	Yosemite	313	100,0	300	95,8	86,64	21,41	311	99,7	293	94,2	85,01	24,01
Week 52	Yosemite	297	94,9	268	90,2	87,19	22,36	299	95,8	253	84,6	86,36	22,42
Week 100	Yosemite	278	88,8	258	92,8	86,56	22,71	282	90,4	248	87,9	87,00	22,26

[1] in study: number of subjects in study at respective visit; % based on baseline
with value: number of subjects in study and with value at respective visit - used for the calculation of the mean and SD; % based on patients in study at respective visit
[2] mean: descriptive statistics - absolute values
Treatment policy strategy was applied to non-COVID-19 related and hypothetical strategy was applied to COVID-19 related intercurrent events.
COVID-19 related intercurrent events are: Disc. of Treatment due to COVID-19, Prohibited Treatment/Therapy due to COVID-19, Missed Dose at Week 88,92 or 96 due to COVID-19 and COVID-19 Death.
Early Termination (ET) visit was mapped to closest regular visit. Clinical cut-off: YOSEMITE 01NOV2021 and RHINE 28OCT2021

Program: root/clinical_studies/RO6867461/CDT70122/share/ACE_pool_DME_Base/prod/program/t_eff_mean.sas
Output: root/clinical_studies/RO6867461/CDT70122/share/ACE_pool_DME_CSR_Final/prod/output_bc/t_eff_mean_QSBDP_PREST_ITBC_OCTNOV2021_DME.xls
25MAR2022 19:11

POPULATION: Intent-to-Treat Population B vs. C
ENDPOINT: NEI VFQ-25 Vision Specific Dependency subscale throughout the Entire Study
STUDY: GR40349 & GR40398
Forest Plot of Mean Difference
Baseline

Study	Total n (with value)	Aflibercept (N=627) n (with value)	Aflibercept (N=627) Mean	Faricimab (PTI) (N=632) n (with value)	Faricimab (PTI) (N=632) Mean	Mean Difference	95% CI
All Patients	1250	621	79.2	629	78.8	-0.4	(-3.5, 2.7)
Study							
Rhine	632	313	78.8	319	78.9	0.1	(-4.3, 4.6)
Yosemite	618	308	79.6	310	78.6	-1.0	(-5.2, 3.3)

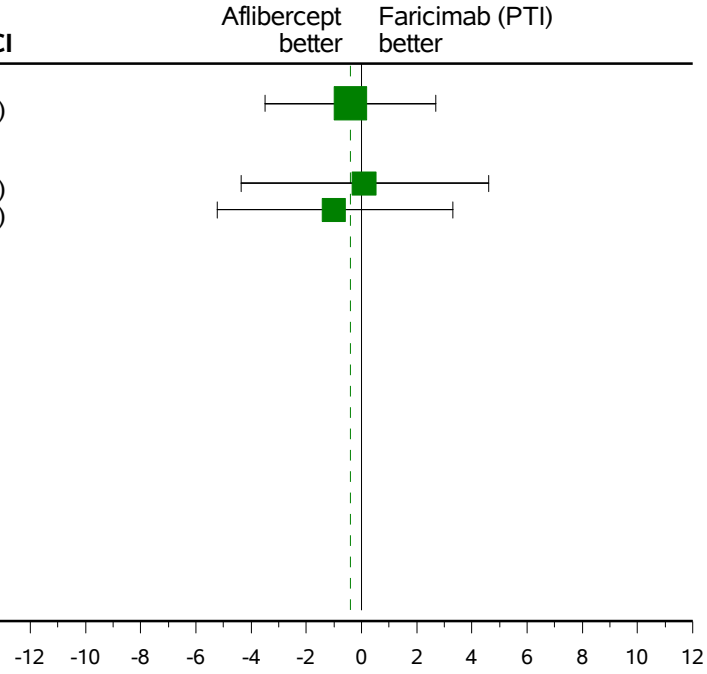

Early Termination (ET) visit was mapped to closest regular visit.
Treatment policy strategy was applied to non-COVID-19 related and hypothetical strategy was applied to COVID-19 related intercurrent events.
COVID-19 related intercurrent events are: Disc. of Treatment due to COVID-19, Prohibited Treatment/Therapy due to COVID-19, Missed Dose at Week 88,92 or 96 due to COVID-19 and COVID-19 Death.
Clinical cut-off: YOSEMITE 01NOV2021 and RHINE 28OCT2021
Program: root/clinical_studies/RO6867461/CDT70122/share/ACE_pool_DME_Base/prod/program/g_forest_md.sas
Output: root/clinical_studies/RO6867461/CDT70122/share/ACE_pool_DME_CSR_Final/prod/output_bc/g_forest_md_QSBDP_PREST_ITBC_OCTNOV2021_DME.pdf 05OCT2022 15:48

POPULATION: Intent-to-Treat Population B vs. C
ENDPOINT: NEI VFQ-25 Vision Specific Dependency subscale throughout the Entire Study
STUDY: GR40349 & GR40398
Forest Plot of Mean Difference
Week 24

Study	Total n (with value)	Aflibercept (N=627) n (with value)	Aflibercept (N=627) Mean	Faricimab (PTI) (N=632) n (with value)	Faricimab (PTI) (N=632) Mean	Mean Difference	95% CI
All Patients	1204	595	85.4	609	85.9	0.5	(-2.1, 3.2)
Study							
Rhine	611	302	85.8	309	85.3	-0.5	(-4.3, 3.3)
Yosemite	593	293	85.0	300	86.6	1.6	(-2.0, 5.3)

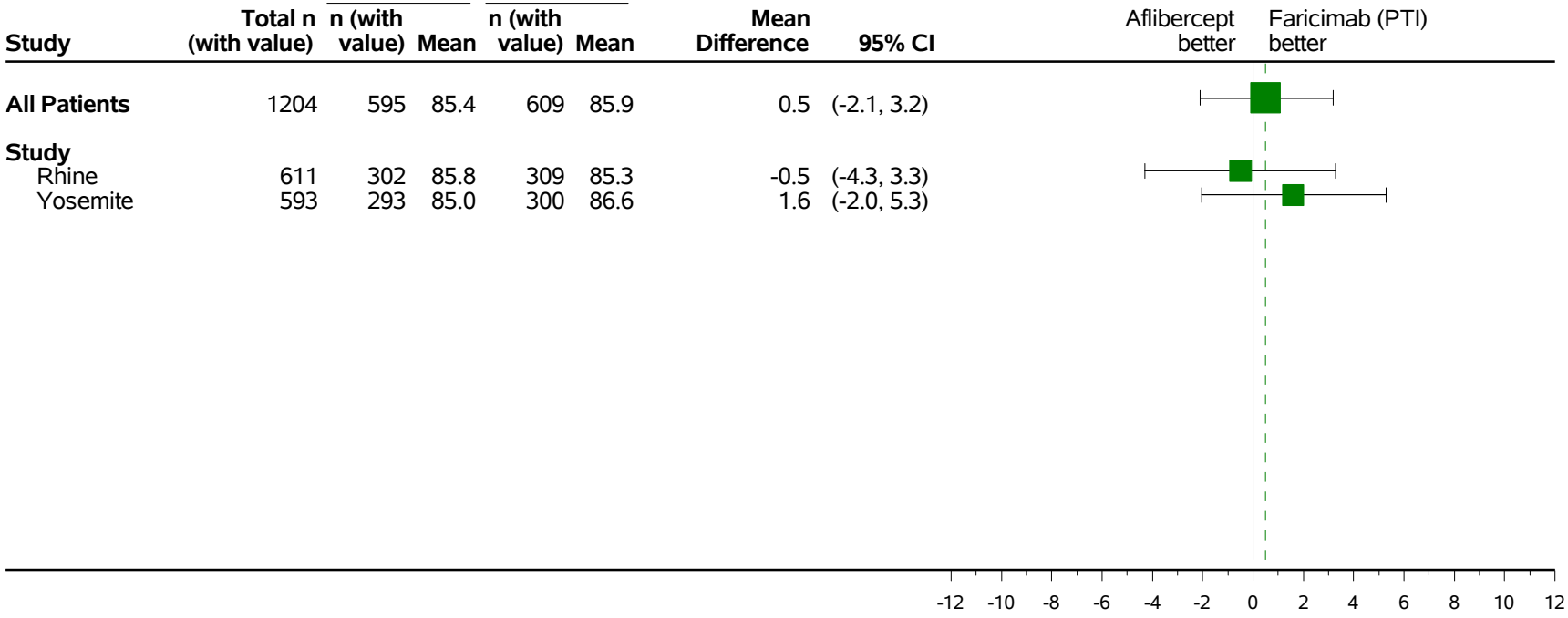

Early Termination (ET) visit was mapped to closest regular visit.
Treatment policy strategy was applied to non-COVID-19 related and hypothetical strategy was applied to COVID-19 related intercurrent events.
COVID-19 related intercurrent events are: Disc. of Treatment due to COVID-19, Prohibited Treatment/Therapy due to COVID-19, Missed Dose at Week 88,92 or 96 due to COVID-19 and COVID-19 Death.
Clinical cut-off: YOSEMITE 01NOV2021 and RHINE 28OCT2021
Program: root/clinical_studies/RO6867461/CDT70122/share/ACE_pool_DME_Base/prod/program/g_forest_md.sas
Output: root/clinical_studies/RO6867461/CDT70122/share/ACE_pool_DME_CSR_Final/prod/output_bc/g_forest_md_QSBDP_PREST_ITBC_OCTNOV2021_DME.pdf 05OCT2022 15:48

POPULATION: Intent-to-Treat Population B vs. C
ENDPOINT: NEI VFQ-25 Vision Specific Dependency subscale throughout the Entire Study
STUDY: GR40349 & GR40398
Forest Plot of Mean Difference
Week 52

Study	Total n (with value)	Aflibercept (N=627) n (with value)	Aflibercept (N=627) Mean	Faricimab (PTI) (N=632) n (with value)	Faricimab (PTI) (N=632) Mean	Mean Difference	95% CI
All Patients	1075	523	86.4	552	86.3	-0.1	(-2.8, 2.6)
Study							
Rhine	554	270	86.5	284	85.5	-1.0	(-4.8, 2.8)
Yosemite	521	253	86.4	268	87.2	0.8	(-3.0, 4.7)

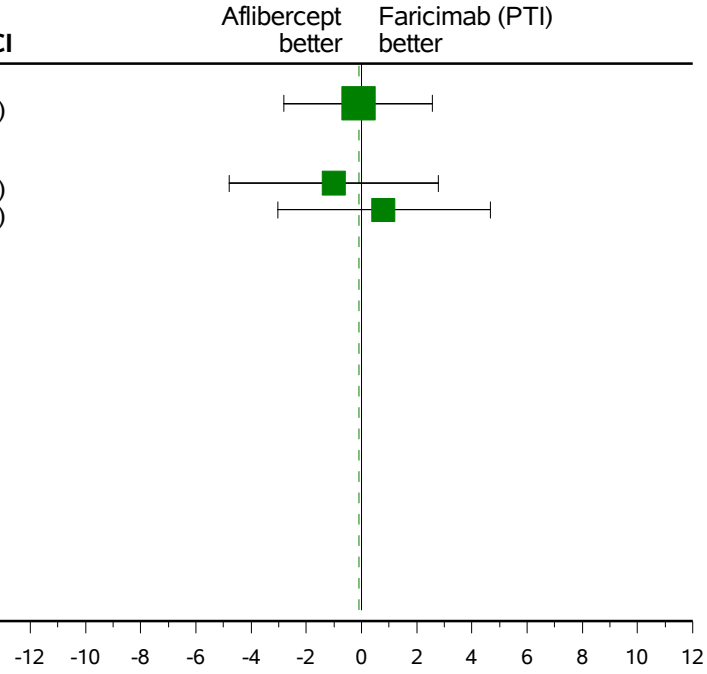

Early Termination (ET) visit was mapped to closest regular visit.
Treatment policy strategy was applied to non-COVID-19 related and hypothetical strategy was applied to COVID-19 related intercurrent events.
COVID-19 related intercurrent events are: Disc. of Treatment due to COVID-19, Prohibited Treatment/Therapy due to COVID-19, Missed Dose at Week 88,92 or 96 due to COVID-19 and COVID-19 Death.
Clinical cut-off: YOSEMITE 01NOV2021 and RHINE 28OCT2021
Program: root/clinical_studies/RO6867461/CDT70122/share/ACE_pool_DME_Base/prod/program/g_forest_md.sas
Output: root/clinical_studies/RO6867461/CDT70122/share/ACE_pool_DME_CSR_Final/prod/output_bc/g_forest_md_QSBDP_PREST_ITBC_OCTNOV2021_DME.pdf 05OCT2022 15:48

POPULATION: Intent-to-Treat Population B vs. C
ENDPOINT: NEI VFQ-25 Vision Specific Dependency subscale throughout the Entire Study
STUDY: GR40349 & GR40398
Forest Plot of Mean Difference
Week 100

Study	Total n (with value)	Aflibercept (N=627) n (with value)	Aflibercept (N=627) Mean	Faricimab (PTI) (N=632) n (with value)	Faricimab (PTI) (N=632) Mean	Mean Difference	95% CI
All Patients	1012	483	87.6	529	87.1	-0.5	(-3.3, 2.2)
Study							
Rhine	506	235	88.3	271	87.6	-0.7	(-4.5, 3.2)
Yosemite	506	248	87.0	258	86.6	-0.4	(-4.4, 3.5)

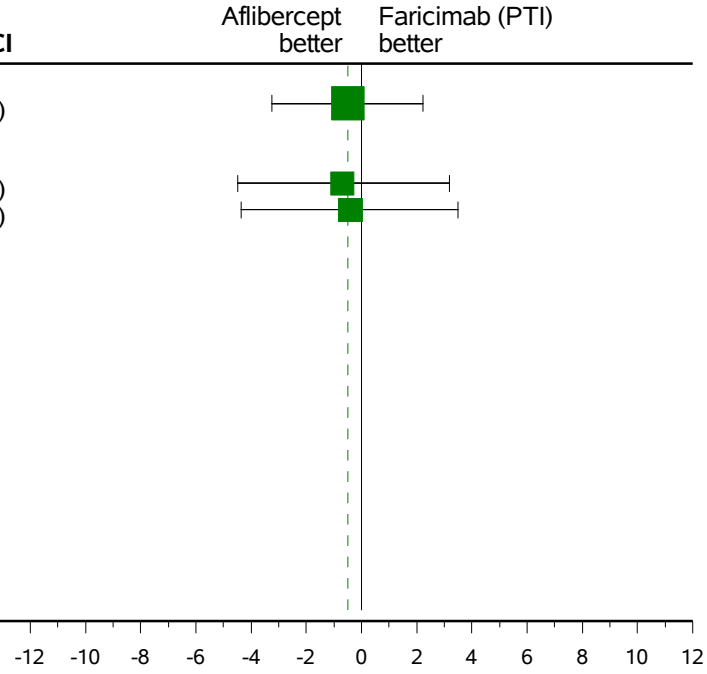

Early Termination (ET) visit was mapped to closest regular visit.
Treatment policy strategy was applied to non-COVID-19 related and hypothetical strategy was applied to COVID-19 related intercurrent events.
COVID-19 related intercurrent events are: Disc. of Treatment due to COVID-19, Prohibited Treatment/Therapy due to COVID-19, Missed Dose at Week 88,92 or 96 due to COVID-19 and COVID-19 Death.
Clinical cut-off: YOSEMITE 01NOV2021 and RHINE 28OCT2021
Program: root/clinical_studies/RO6867461/CDT70122/share/ACE_pool_DME_Base/prod/program/g_forest_md.sas
Output: root/clinical_studies/RO6867461/CDT70122/share/ACE_pool_DME_CSR_Final/prod/output_bc/g_forest_md_QSBDP_PREST_ITBC_OCTNOV2021_DME.pdf 05OCT2022 15:48

POPULATION: Intent-to-Treat Population (results shown for B vs. C)
ENDPOINT: NEI VFQ-25 Vision Specific Dependency subscale through Week 56
MODEL: Adjusted Analysis for Study, Baseline BCVA ETDRS letter score, Prior IVT anti-VEGF therapy, Geographic region
STUDY: GR40349 & GR40398
Change from Baseline (Analysis of MMRM)

			Faricimab (PTI) (N=632)					Aflibercept (N=627)					Difference between Treatments (Faricimab (PTI) - Aflibercept)					
			N			Statistics		N			Statistics		Statistics					
Visit	Name	Level	Total	with baseline value	included in analysis[1]	LSMeans[2]	SE (LSMeans)	Total	with baseline value	included in analysis[1]	LSMeans[2]	SE (LSMeans)	LSMeans[3]	SE (LSMeans)	95% CI (LL)	95% CI (UL)	Population	Method
Week 52	All	n/a	609	606	531	6,98	0,82	603	598	507	7,58	0,84	-0,59	1,18	-2,90	1,72	Intent-to-Treat Population	adjusted
	Study	Rhine	312	312	275	6,29	1,15	304	302	259	7,48	1,18	-1,19	1,64	-4,42	2,04	Intent-to-Treat Population	adjusted
		Yosemite	297	294	256	7,70	1,19	299	296	248	7,69	1,20	0,02	1,69	-3,31	3,34	Intent-to-Treat Population	adjusted

[1] Patients with a value at baseline and a post-baseline value at the respective visit.
[2] LSMeans of change from baseline from MMRM (including all available records from all selected visits). Selected visits: Week 24, Week 52. Early Termination (ET) visit was mapped to closest regular visit.
[3] Contrasts from MMRM
[4] Factors/Covariates: treatment, visit, treatment-by-visit interaction, baseline value. In addition, for the total population, adjusted for randomization stratification factors.
Data as observed (no imputation of missing values). Covariance matrix: unstructured. Treatment policy strategy was applied to non-COVID-19 related and hypothetical strategy was applied to COVID-19 related intercurrent events(IEs).
COVID-19 rel. IEs are: Disc. of Treatment due to COVID-19, Prohibited Treatment/Therapy due to COVID-19, Missed Dose at Week 44,48 or 52 due to COVID-19 and COVID-19 Death. Clinical cut-off: YOSEMITE 01NOV2021 and RHINE 28OCT2021

Program: root/clinical_studies/RO6867461/CDT70122/share/ACE_pool_DME_Base/prod/program/t_eff_mmrm.sas
Output: root/clinical_studies/RO6867461/CDT70122/share/ACE_pool_DME_CSR_Final/prod/output_bc/t_eff_mmrm_adj_QSBDP_W56_PREST_ITBC2_OCTNOV2021_DME.xls
27JUL2022 10:27

POPULATION: Intent-to-Treat Population (results shown for B vs. C)
ENDPOINT: NEI VFQ-25 Vision Specific Dependency subscale through Week 56
MODEL: Adjusted Analysis for Study, Baseline BCVA ETDRS letter score, Prior IVT anti-VEGF therapy, Geographic region
STUDY: GR40349 & GR40398
Forest Plot of LSMeans Difference for Change from Baseline (MMRM)
Week 52

Study	Total n [1]	Aflibercept (N=627) n [1]	Aflibercept (N=627) LSMeans [2]	Faricimab (PTI) (N=632) n [1]	Faricimab (PTI) (N=632) LSMeans [2]	LSMeans Difference	95% CI
All Patients	1038	507	7.6	531	7.0	-0.6	(-2.9, 1.7)
Study							
Rhine	534	259	7.5	275	6.3	-1.2	(-4.4, 2.0)
Yosemite	504	248	7.7	256	7.7	0.0	(-3.3, 3.3)

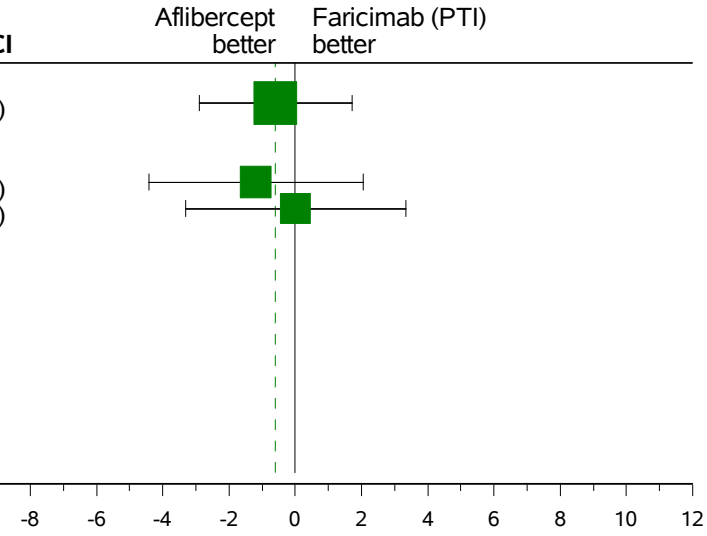

[1] Patients with a value at baseline and a post-baseline value at the respective visit.
[2] LSMeans of change from baseline from MMRM (including all available records from all selected visits).
Selected visits: Week 24, Week 52. Early Termination (ET) visit was mapped to closest regular visit.
Factors/Covariates: treatment, visit, treatment-by-visit interaction, baseline value. In addition adjusted for randomization stratification factors. The stratification factor is excluded if it is the subgroup.
Data as observed (no imputation of missing values). Covariance matrix: unstructured.
Treatment policy strategy was applied to non-COVID-19 related and hypothetical strategy was applied to COVID-19 related intercurrent events(IEs).
COVID-19 rel. IEs are: Disc. of Treatment due to COVID-19, Prohibited Treatment/Therapy due to COVID-19, Missed Dose at Week 44,48 or 52 due to COVID-19 and COVID-19 Death.
Clinical cut-off: YOSEMITE 01NOV2021 and RHINE 28OCT2021
Program: root/clinical_studies/RO6867461/CDT70122/share/ACE_pool_DME_Base/prod/program/g_forest_lsmd.sas
Output: root/clinical_studies/RO6867461/CDT70122/share/ACE_pool_DME_CSR_Final/prod/output_bc/g_forest_lsmd_adj_QSBDP_W56_PREST_ITBC2_OCTNOV2021_DME.pdf 10OCT2022 16:02

POPULATION: Intent-to-Treat Population (results shown for B vs. C)
ENDPOINT: NEI VFQ-25 Vision Specific Dependency subscale throughout the Entire Study
MODEL: Adjusted Analysis for Study, Baseline BCVA ETDRS letter score, Prior IVT anti-VEGF therapy, Geographic region
STUDY: GR40349 & GR40398
Change from Baseline (Analysis of MMRM)

			Faricimab (PTI) (N=632)					Aflibercept (N=627)					Difference between Treatments (Faricimab (PTI) - Aflibercept)					
			N			Statistics		N			Statistics		Statistics					
Visit	Name	Level	Total	with baseline value	included in analysis[1]	LSMeans[2]	SE (LSMeans)	Total	with baseline value	included in analysis[1]	LSMeans[2]	SE (LSMeans)	LSMeans[3]	SE (LSMeans)	95% CI (LL)	95% CI (UL)	Population	Method
Week 100	All	n/a	579	576	526	6,91	0,82	569	564	480	7,19	0,86	-0,28	1,19	-2,61	2,05	Intent-to-Treat Population	adjusted
	Study	Rhine	301	301	271	7,55	1,15	287	285	234	7,21	1,22	0,34	1,68	-2,95	3,63	Intent-to-Treat Population	adjusted
		Yosemite	278	275	255	6,26	1,19	282	279	246	7,30	1,21	-1,04	1,69	-4,36	2,28	Intent-to-Treat Population	adjusted

[1] Patients with a value at baseline and a post-baseline value at the respective visit.
[2] LSMeans of change from baseline from MMRM (including all available records from all selected visits). Selected visits: Week 24, Week 52, Week 100. Early Termination (ET) visit was mapped to closest regular visit.
[3] Contrasts from MMRM
[4] Factors/Covariates: treatment, visit, treatment-by-visit interaction, baseline value. In addition, for the total population, adjusted for randomization stratification factors.
Data as observed (no imputation of missing values). Covariance matrix: unstructured. Treatment policy strategy was applied to non-COVID-19 related and hypothetical strategy was applied to COVID-19 related intercurrent events(IEs).
COVID-19 rel. IEs are: Disc. of Treatment due to COVID-19, Prohibited Treatment/Therapy due to COVID-19, Missed Dose at Week 88,92 or 96 due to COVID-19 and COVID-19 Death. Clinical cut-off: YOSEMITE 01NOV2021 and RHINE 28OCT2021

Program: root/clinical_studies/RO6867461/CDT70122/share/ACE_pool_DME_Base/prod/program/t_eff_mmrm.sas
Output: root/clinical_studies/RO6867461/CDT70122/share/ACE_pool_DME_CSR_Final/prod/output_bc/t_eff_mmrm_adj_QSBDP_W100_PREST_ITBC2_OCTNOV2021_DME.xls
27JUL2022 7:27

POPULATION: Intent-to-Treat Population (results shown for B vs. C)
ENDPOINT: NEI VFQ-25 Vision Specific Dependency subscale throughout the Entire Study
MODEL: Adjusted Analysis for Study, Baseline BCVA ETDRS letter score, Prior IVT anti-VEGF therapy, Geographic region
STUDY: GR40349 & GR40398
Forest Plot of LSMeans Difference for Change from Baseline (MMRM)
Week 100

		Aflibercept (N=627)		Faricimab (PTI) (N=632)			
Study	**Total n [1]**	**n [1]**	**LSMeans [2]**	**n [1]**	**LSMeans [2]**	**LSMeans Difference**	**95% CI**
All Patients	1006	480	7.2	526	6.9	-0.3	(-2.6, 2.1)
Study							
Rhine	505	234	7.2	271	7.5	0.3	(-2.9, 3.6)
Yosemite	501	246	7.3	255	6.3	-1.0	(-4.4, 2.3)

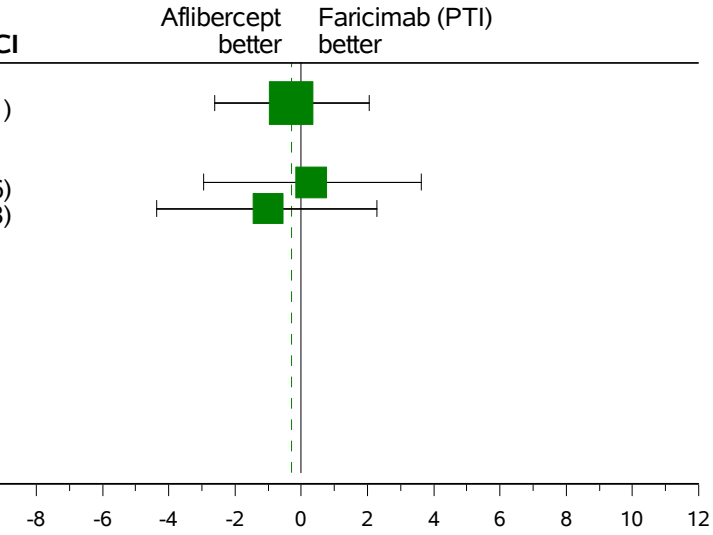

[1] Patients with a value at baseline and a post-baseline value at the respective visit.
[2] LSMeans of change from baseline from MMRM (including all available records from all selected visits).
Selected visits: Week 24, Week 52, Week 100. Early Termination (ET) visit was mapped to closest regular visit.
Factors/Covariates: treatment, visit, treatment-by-visit interaction, baseline value. In addition adjusted for randomization stratification factors. The stratification factor is excluded if it is the subgroup.
Data as observed (no imputation of missing values). Covariance matrix: unstructured.
Treatment policy strategy was applied to non-COVID-19 related and hypothetical strategy was applied to COVID-19 related intercurrent events(IEs).
COVID-19 rel. IEs are: Disc. of Treatment due to COVID-19, Prohibited Treatment/Therapy due to COVID-19, Missed Dose at Week 88,92 or 96 due to COVID-19 and COVID-19 Death.
Clinical cut-off: YOSEMITE 01NOV2021 and RHINE 28OCT2021
Program: root/clinical_studies/RO6867461/CDT70122/share/ACE_pool_DME_Base/prod/program/g_forest_lsmd.sas
Output: root/clinical_studies/RO6867461/CDT70122/share/ACE_pool_DME_CSR_Final/prod/output_bc/g_forest_lsmd_adj_QSBDP_W100_PREST_ITBC2_OCTNOV2021_DME.pdf 10OCT2022 16:21

POPULATION: Intent-to-Treat Population B vs. C
ENDPOINT: Proportion of Patients with a >=15-point improvement from baseline in NEI VFQ-25 Vision Specific Dependency subscale through Week 56
MODEL: Stratified Analysis by Study, Baseline BCVA ETDRS letter score, Prior IVT anti-VEGF therapy, Geographic region (combined)
STUDY: GR40349 & GR40398
Dichotomous Analysis (Efficacy)

		Faricimab (PTI) (N=632)				Aflibercept (N=627)				Faricimab (PTI) vs. Aflibercept															Aflibercept vs. Faricimab (PTI)				
		Patients		Patients with Event		Patients		Patients with Event		Odds Ratio									Absolute Risk Difference				Relative Risk						Relative Risk				
Name	Level	n	%	n	%	n	%	n	%	Odds Ratio		Convergence Reason	95% Lower CL	95% Upper CL	Absolute Risk		Convergence Reason	95% Lower CL	95% Upper CL	Relative Risk		Convergence Reason	95% Lower CL	95% Upper CL	p-value (Cochran-Mantel-Haenszel)	Interaction Test p-value (likelihood ratio)	Relative Risk		Convergence Reason	95% Lower CL	95% Upper CL
All	n/a	632	100,0	176	27,8	626	99,8	186	29,7	0,91		Convergence criterion (GCONV=1E-8) satisfied.	0,71	1,16	-0,017		Algorithm converged.	-0,066	0,033	0,93		Algorithm converged.	0,79	1,11	0,4480		1,07		Algorithm converged.	0,90	1,27
Study	Rhine	319	50,5	89	27,9	315	50,2	88	27,9	1,00		Convergence criterion (GCONV=1E-8) satisfied.	0,70	1,42	0,005		Algorithm converged.	-0,063	0,074	1,00		Algorithm converged.	0,78	1,27	0,9882	0,4784	1,00		Algorithm converged.	0,79	1,29
	Yosemite	313	49,5	87	27,8	311	49,6	98	31,5	0,83		Convergence criterion (GCONV=1E-8) satisfied.	0,59	1,17	-0,037		Algorithm converged.	-0,108	0,034	0,88		Algorithm converged.	0,69	1,12	0,2932		1,13		Algorithm converged.	0,89	1,44

Test for interaction based on RR (Log-binomial regression)
* indicates convergence problem. Result is uninterpretable.
Only patients with at least one value are used for analysis. For stratification Asia and rest of the world regions are combined due to a small number of enrolled patients. The stratification factor is excluded if it is the subgroup. OR is computed by stratified analysis, RR and ARD by adjusted analysis.
Early Termination (ET) visit was mapped to closest regular visit.
Treatment policy strategy was applied to non-COVID-19 related and hypothetical strategy was applied to COVID-19 related intercurrent events. COVID-19 related intercurrent events are: Disc. of Treatment due to COVID-19, Prohibited Treatment/Therapy due to COVID-19, Missed Dose at Week 44,48 or 52 due to COVID-19 and COVID-19 Death.
Clinical cut-off: YOSEMITE 01NOV2021 and RHINE 28OCT2021

Program: root/clinical_studies/RO6867461/CDT70122/share/ACE_pool_DME_CSR_Final/prod/program/t_eff_resp.sas
Output: root/clinical_studies/RO6867461/CDT70122/share/ACE_pool_DME_CSR_Final/prod/output_bc/t_eff_resp_str_QSBDP15I_W56_PREST_ITBC_OCTNOV2021_DME.xls
27MAR2022 5:41

POPULATION: Intent-to-Treat Population B vs. C
ENDPOINT: Proportion of Patients with a >=15-point improvement from baseline in NEI VFQ-25 Vision Specific Dependency subscale through Week 56
MODEL: Adjusted Analysis by Study, Baseline BCVA ETDRS letter score, Prior IVT anti-VEGF therapy, Geographic region
STUDY: GR40349 & GR40398
Forest Plot of Relative Risk

Study	Total n	Aflibercept (N=627) n	Aflibercept (N=627) n Responder	Faricimab (PTI) (N=632) n	Faricimab (PTI) (N=632) n Responder	Relative Risk	95% CI
All Patients	1258	626	186	632	176	0.93	(0.79, 1.11)
Study							
Rhine	634	315	88	319	89	1.00	(0.78, 1.27)
Yosemite	624	311	98	313	87	0.88	(0.69, 1.12)

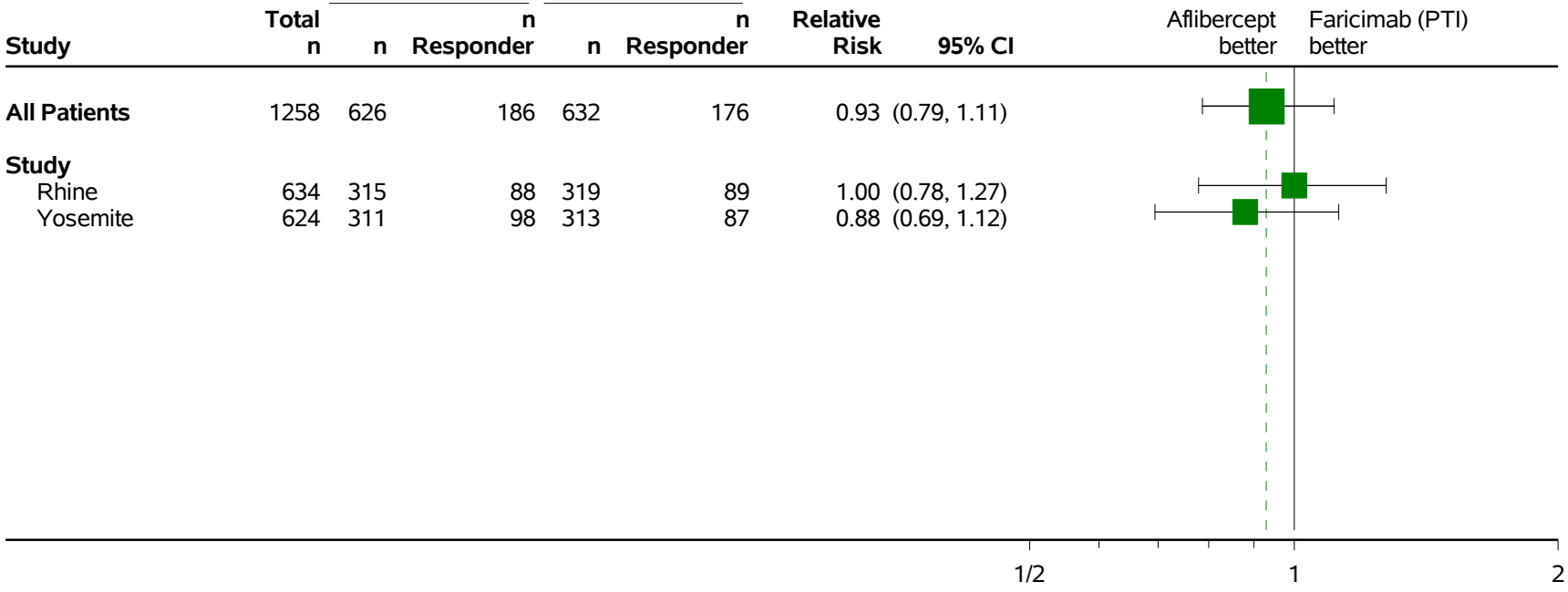

Only patients with at least one value are used for analysis. For adjustment Asia and rest of the world regions are combined due to a small number of enrolled patients.
The adjustment factor is excluded if it is the subgroup.
Early Termination (ET) visit was mapped to closest regular visit.
Treatment policy strategy was applied to non-COVID-19 related and hypothetical strategy was applied to COVID-19 related intercurrent events. COVID-19 related intercurrent events are:
Disc. of Treatment due to COVID-19, Prohibited Treatment/Therapy due to COVID-19, Missed Dose at Week 44,48 or 52 due to COVID-19 and COVID-19 Death.
Clinical cut-off: YOSEMITE 01NOV2021 and RHINE 28OCT2021
Program: root/clinical_studies/RO6867461/CDT70122/share/ACE_pool_DME_Base/prod/program/g_forest_rr.sas
Output: root/clinical_studies/RO6867461/CDT70122/share/ACE_pool_DME_CSR_Final/prod/output_bc/g_forest_rr_str_QSBDP15I_W56_PREST_ITBC_OCTNOV2021_DME.pdf 06OCT2022 18:46

POPULATION: Intent-to-Treat Population B vs. C
ENDPOINT: Proportion of Patients with a >=15-point improvement from baseline in NEI VFQ-25 Vision Specific Dependency subscale through Week 56
MODEL: Stratified Analysis by Study, Baseline BCVA ETDRS letter score, Prior IVT anti-VEGF therapy, Geographic region
STUDY: GR40349 & GR40398
Forest Plot of Odds Ratio

Study	Total n	Aflibercept (N=627) n	Aflibercept (N=627) n Responder	Faricimab (PTI) (N=632) n	Faricimab (PTI) (N=632) n Responder	Odds Ratio	95% CI
All Patients	1258	626	186	632	176	0.91	(0.71, 1.16)
Study							
Rhine	634	315	88	319	89	1.00	(0.70, 1.42)
Yosemite	624	311	98	313	87	0.83	(0.59, 1.17)

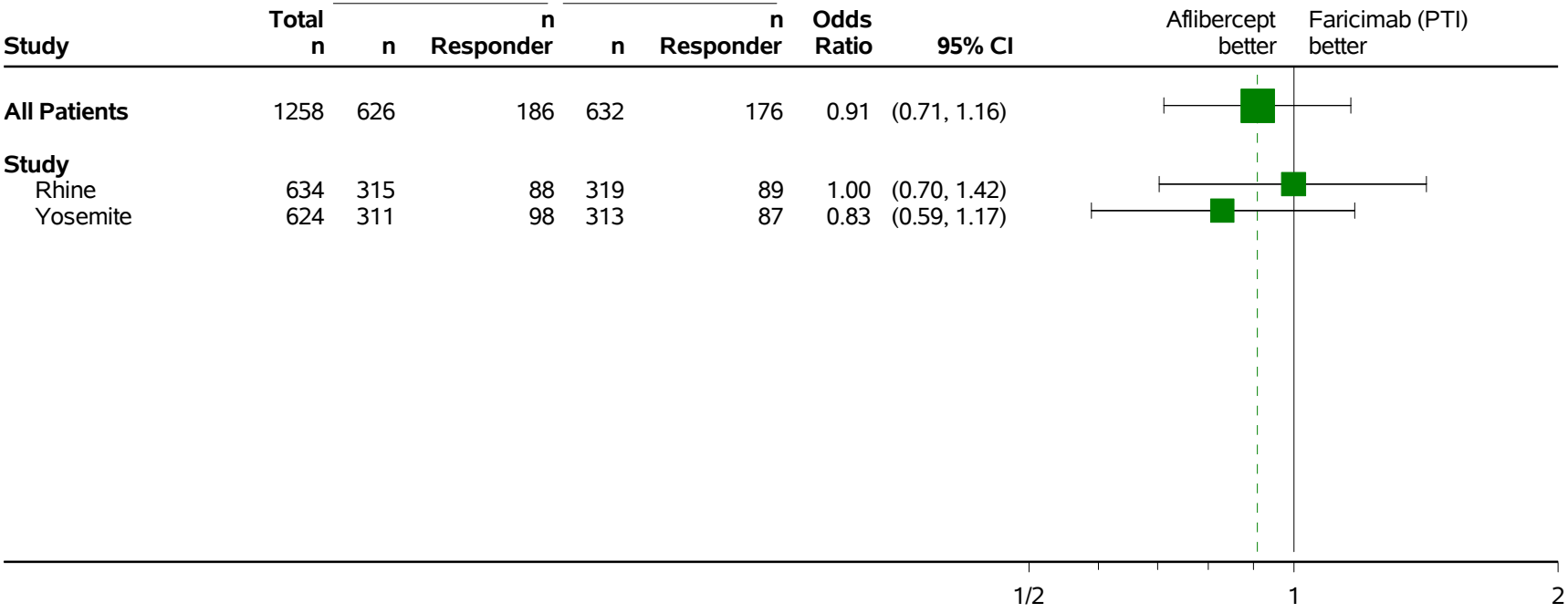

Only patients with at least one value are used for analysis. For stratification Asia and rest of the world regions are combined due to a small number of enrolled patients.
Early Termination (ET) visit was mapped to closest regular visit.
Treatment policy strategy was applied to non-COVID-19 related and hypothetical strategy was applied to COVID-19 related intercurrent events. COVID-19 related intercurrent events are:
Disc. of Treatment due to COVID-19, Prohibited Treatment/Therapy due to COVID-19, Missed Dose at Week 44,48 or 52 due to COVID-19 and COVID-19 Death.
Clinical cut-off: YOSEMITE 01NOV2021 and RHINE 28OCT2021
Program: root/clinical_studies/RO6867461/CDT70122/share/ACE_pool_DME_Base/prod/program/g_forest_or.sas
Output: root/clinical_studies/RO6867461/CDT70122/share/ACE_pool_DME_CSR_Final/prod/output_bc/g_forest_or_str_QSBDP15I_W56_PREST_ITBC_OCTNOV2021_DME.pdf 30SEP2022 13:39

POPULATION: Intent-to-Treat Population B vs. C
ENDPOINT: Proportion of Patients with a >=15-point improvement from baseline in NEI VFQ-25 Vision Specific Dependency subscale through Week 56
MODEL: Stratified Analysis by Study, Baseline BCVA ETDRS letter score, Prior IVT anti-VEGF therapy, Geographic region (combined)
STUDY: GR40349 & GR40398
Dichotomous Analysis by Subgroups (Efficacy)

		Faricimab (PTI) (N=632)				Aflibercept (N=627)				Faricimab (PTI) vs. Aflibercept														Aflibercept vs. Faricimab (PTI)			
		Patients		Patients with Event		Patients		Patients with Event		Odds Ratio				Absolute Risk Difference				Relative Risk						Relative Risk			
Name	Level	n	%	n	%	n	%	n	%	Odds Ratio	Convergence Reason	95% Lower CL	95% Upper CL	Absolute Risk	Convergence Reason	95% Lower CL	95% Upper CL	Relative Risk	Convergence Reason	95% Lower CL	95% Upper CL	p-value (Cochran-Mantel-Haenszel)	Interaction Test p-value (likelihood ratio)	Relative Risk	Convergence Reason	95% Lower CL	95% Upper CL
All	n/a	632	100,0	176	27,8	626	99,8	188	29,7	0,91	Convergence criterion (GCONV=1E-8) satisfied.	0,73	1,16	-0,017	Algorithm converged.	-0,068	0,033	0,93	Algorithm converged.	0,79	1,11	0,4480		1,07	Algorithm converged.	0,90	1,27
Sex	Male	396	62,7	99	25,0	364	58,1	101	27,7	0,88	Convergence criterion (GCONV=1E-8) satisfied.	0,62	1,19	-0,025	Algorithm converged.	-0,087	0,037	0,90	Algorithm converged.	0,71	1,14	0,3668	0,5229	1,11	Algorithm converged.	0,88	1,41
	Female	236	37,3	77	32,6	262	41,8	85	32,4	0,99	Convergence criterion (GCONV=1E-8) satisfied.	0,68	1,44	0,003	Algorithm converged.	-0,078	0,085	1,00	Algorithm converged.	0,78	1,29	0,9576		1,00	Algorithm converged.	0,78	1,28
Age	< 65 years	352	55,7	99	28,1	363	57,9	100	27,5	1,04	Convergence criterion (GCONV=1E-8) satisfied.	0,73	1,50	0,012	Algorithm converged.	-0,053	0,077	1,04	Algorithm converged.	0,82	1,32	0,6636	0,2291	0,96	Algorithm converged.	0,76	1,22
	>= 65 years	280	44,3	77	27,5	263	41,9	88	33,7	0,78	Convergence criterion (GCONV=1E-8) satisfied.	0,54	1,13	-0,050	Algorithm converged.	-0,127	0,027	0,84	Algorithm converged.	0,63	1,08	0,1829		1,19	Algorithm converged.	0,92	1,54
Age	< 75 years	577	91,3	162	28,1	571	91,1	163	28,9	0,96	Convergence criterion (GCONV=1E-8) satisfied.	0,74	1,25	-0,007	Algorithm converged.	-0,058	0,045	0,97	Algorithm converged.	0,81	1,17	0,7718	0,1408	1,03	Algorithm converged.	0,86	1,23
	>= 75 years	55	8,7	14	25,5	55	8,8	21	38,2	0,44	Convergence criterion (GCONV=1E-8) satisfied.	0,18	1,06	*	WARNING: The relative Hessian convergence criterion of 0.0027498684 is greater than the limit of 0.0001. The convergence is questionable.			0,71	Algorithm converged.	0,40	1,25	0,0631		1,41	Algorithm converged.	0,80	2,49
Baseline BCVA ETDRS letter score	< 64 letters	281	44,5	95	33,8	284	45,3	102	35,9	0,91	Convergence criterion (GCONV=1E-8) satisfied.	0,64	1,28	-0,019	Algorithm converged.	-0,098	0,060	0,93	Algorithm converged.	0,74	1,17	0,5863	0,9615	1,07	Algorithm converged.	0,86	1,34
	>= 64 letters	349	55,2	81	23,2	342	54,5	84	24,6	0,92	Convergence criterion (GCONV=1E-8) satisfied.	0,63	1,31	-0,013	Algorithm converged.	-0,078	0,049	0,95	Algorithm converged.	0,73	1,23	0,6434		1,06	Algorithm converged.	0,81	1,38
	Missing	2	0,3	0	0,0	0	0,0	0	0,0	NE		NE	NE	NE	NE	NE	NE	NE	NE	NE	NE	NE		NE	NE	NE	NE
Geographic region	Europe	219	34,7	53	24,2	219	34,9	67	30,6	0,71	Convergence criterion (GCONV=1E-8) satisfied.	0,46	1,08	-0,062	Algorithm converged.	-0,143	0,021	0,78	Algorithm converged.	0,57	1,06	0,1070	0,2860	1,29	Algorithm converged.	0,95	1,75
	America	344	54,4	100	29,1	339	54,1	99	29,2	0,99	Convergence criterion (GCONV=1E-8) satisfied.	0,73	1,38	-0,003	Algorithm converged.	-0,069	0,064	1,00	Algorithm converged.	0,79	1,26	0,9365		1,00	Algorithm converged.	0,80	1,26
	Asia Pacific (inc. Australia)	69	10,9	23	33,3	68	10,8	20	29,4	1,27	Convergence criterion (GCONV=1E-8) satisfied.	0,61	2,62	0,053	Algorithm converged.	-0,105	0,211	1,15	Algorithm converged.	0,70	1,89	0,5233		0,87	Algorithm converged.	0,53	1,42
Race/ethnicity	White	489	77,4	131	26,8	505	80,5	158	31,3	0,79	Convergence criterion (GCONV=1E-8) satisfied.	0,60	1,04	-0,042	Algorithm converged.	-0,097	0,014	0,85	Algorithm converged.	0,70	1,04	0,0906	0,2362	1,17	Algorithm converged.	0,97	1,42
	Asian	62	9,8	23	33,8	59	9,4	15	25,4	1,49	Convergence criterion (GCONV=1E-8) satisfied.	0,67	3,31	0,078	Algorithm converged.	-0,087	0,242	1,33	Algorithm converged.	0,77	2,31	0,3273		0,75	Algorithm converged.	0,43	1,30
	Other	55	8,7	14	25,5	47	7,5	10	21,3	1,40	Convergence criterion (GCONV=1E-8) satisfied.	0,47	4,18	0,070	Algorithm converged.	-0,089	0,229	*	WARNING: The relative Hessian convergence criterion of 0.0634795173 is greater than the limit of 0.0001. The convergence is questionable.					*	WARNING: The relative Hessian convergence criterion of 0.0634795173 is greater than the limit of 0.0001. The convergence is questionable.		
	Unknown	26	4,1	10	38,5	15	2,4	3	20,0	3,56	Convergence criterion (GCONV=1E-8) satisfied.	0,94	36,97	*	WARNING: The relative Hessian convergence criterion of 0.111243943 is greater than the limit of 0.0001. The convergence is questionable.			*	WARNING: The relative Hessian convergence criterion of 0.4193900282 is greater than the limit of 0.0001. The convergence is questionable.					*	WARNING: The relative Hessian convergence criterion of 0.4193900282 is greater than the limit of 0.0001. The convergence is questionable.		
Baseline HbA1c	<=8%	404	63,9	107	26,5	399	63,6	117	29,3	0,86	Convergence criterion (GCONV=1E-8) satisfied.	0,63	1,17	-0,025	Algorithm converged.	-0,086	0,036	0,90	Algorithm converged.	0,72	1,12	0,3289	0,4819	1,11	Algorithm converged.	0,89	1,39
	>8%	221	35,0	67	30,3	222	35,4	66	29,7	1,02	Convergence criterion (GCONV=1E-8) satisfied.	0,67	1,53	0,007	Algorithm converged.	-0,077	0,092	1,04	Algorithm converged.	0,78	1,38	0,9422		0,96	Algorithm converged.	0,72	1,27
	Missing	7	1,1	2	28,6	5	0,8	3	60,0	>999,99	Convergence criterion (GCONV=1E-8) satisfied.	0,00	NE	*	ERROR: The mean parameter is either invalid or at a limit of its range for some observations.			*	ERROR: The mean parameter is either invalid or at a limit of its range for some observations.					*	ERROR: The mean parameter is either invalid or at a limit of its range for some observations.		
Prior IVT anti-VEGF therapy	Yes	133	21,0	44	33,1	137	21,9	31	22,6	1,68	Convergence criterion (GCONV=1E-8) satisfied.	0,98	2,87	0,106	Algorithm converged.	0,000	0,212	1,46	Algorithm converged.	0,98	2,16	0,0575	0,0092	0,69	Algorithm converged.	0,46	1,02
	No	499	79,0	132	26,5	489	78,0	153	31,7	0,77	Convergence criterion (GCONV=1E-8) satisfied.	0,58	1,02	-0,053	Algorithm converged.	-0,108	0,004	0,83	Algorithm converged.	0,69	1,01	0,0633		1,20	Algorithm converged.	0,99	1,46
Baseline DR severity	<47	365	57,8	86	23,6	361	57,6	91	25,2	0,88	Convergence criterion (GCONV=1E-8) satisfied.	0,62	1,24	-0,018	Algorithm converged.	-0,078	0,043	0,92	Algorithm converged.	0,72	1,19	0,4600	0,5768	1,08	Algorithm converged.	0,84	1,40
	47 - 53	198	31,3	67	33,8	208	33,2	73	35,1	0,95	Convergence criterion (GCONV=1E-8) satisfied.	0,63	1,44	-0,010	Algorithm converged.	-0,102	0,082	0,99	Algorithm converged.	0,76	1,29	0,8030		1,01	Algorithm converged.	0,77	1,32
	>53	58	9,2	19	32,8	38	6,1	20	52,6	0,46	Convergence criterion (GCONV=1E-8) satisfied.	0,20	1,10	-0,183	Algorithm converged.	-0,387	0,020	0,65	Algorithm converged.	0,38	1,12	0,0780		1,53	Algorithm converged.	0,89	2,63
	Missing	11	1,7	4	36,4	19	3,0	2	10,5	3,50	Convergence criterion (GCONV=1E-8) satisfied.	0,28	43,64	*	ERROR: The mean parameter is either invalid or at a limit of its range for some observations.			*	ERROR: The mean parameter is either invalid or at a limit of its range for some observations.					*	ERROR: The mean parameter is either invalid or at a limit of its range for some observations.		
Baseline DR severity	<=53	563	89,1	153	27,2	569	90,7	164	28,8	0,91	Convergence criterion (GCONV=1E-8) satisfied.	0,70	1,18	-0,016	Algorithm converged.	-0,068	0,036	0,93	Algorithm converged.	0,78	1,12	0,4686	0,3652	1,07	Algorithm converged.	0,89	1,29
	>53	58	9,2	19	32,8	38	6,1	20	52,6	0,46	Convergence criterion (GCONV=1E-8) satisfied.	0,20	1,10	-0,183	Algorithm converged.	-0,387	0,020	0,65	Algorithm converged.	0,38	1,12	0,0780		1,53	Algorithm converged.	0,89	2,63
	Missing	11	1,7	4	36,4	19	3,0	2	10,5	3,50	Convergence criterion (GCONV=1E-8) satisfied.	0,28	43,64	*	ERROR: The mean parameter is either invalid or at a limit of its range for some observations.			*	ERROR: The mean parameter is either invalid or at a limit of its range for some observations.					*	ERROR: The mean parameter is either invalid or at a limit of its range for some observations.		
Medical history: renal disease	Yes	63	10,0	18	28,6	45	7,2	11	24,4	1,12	Convergence criterion (GCONV=1E-8) satisfied.	0,45	2,81	-0,021	Algorithm converged.	-0,187	0,145	1,11	Algorithm converged.	0,61	2,04	0,8050	0,6167	0,90	Algorithm converged.	0,49	1,65
	No	569	90,0	158	27,8	581	92,7	173	30,1	0,89	Convergence criterion (GCONV=1E-8) satisfied.	0,69	1,15	-0,022	Algorithm converged.	-0,073	0,030	0,92	Algorithm converged.	0,77	1,10	0,3760		1,08	Algorithm converged.	0,91	1,30
Medical history: cardiac disease	Yes	511	80,9	146	28,6	498	79,4	142	28,5	0,97	Convergence criterion (GCONV=1E-8) satisfied.	0,74	1,28	0,002	Algorithm converged.	-0,053	0,057	0,98	Algorithm converged.	0,81	1,20	0,8362	0,2321	1,02	Algorithm converged.	0,84	1,23
	No	121	19,1	30	24,8	128	20,4	44	34,4	0,58	Convergence criterion (GCONV=1E-8) satisfied.	0,32	1,05	-0,091	Algorithm converged.	-0,204	0,021	0,75	Algorithm converged.	0,51	1,11	0,0718		1,33	Algorithm converged.	0,90	1,96
Medical history: vascular disease	Yes	92	14,6	31	33,7	98	15,6	38	38,8	0,86	Convergence criterion (GCONV=1E-8) satisfied.	0,46	1,59	-0,039	Algorithm converged.	-0,175	0,098	0,90	Algorithm converged.	0,61	1,34	0,6272	0,6922	1,11	Algorithm converged.	0,75	1,64
	No	540	85,4	145	26,9	528	84,2	148	28,0	0,94	Convergence criterion (GCONV=1E-8) satisfied.	0,72	1,23	-0,009	Algorithm converged.	-0,062	0,044	0,93	Algorithm converged.	0,79	1,16	0,6624		1,05	Algorithm converged.	0,86	1,27
Study	Rhine	319	50,5	89	27,9	315	50,2	88	27,9	1,00	Convergence criterion (GCONV=1E-8) satisfied.	0,70	1,42	0,005	Algorithm converged.	-0,063	0,074	1,00	Algorithm converged.	0,78	1,27	0,9882	0,4784	1,00	Algorithm converged.	0,79	1,25
	Yosemite	313	49,5	87	27,8	311	49,6	98	31,5	0,83	Convergence criterion (GCONV=1E-8) satisfied.	0,59	1,17	-0,037	Algorithm converged.	-0,108	0,034	0,88	Algorithm converged.	0,69	1,12	0,2932		1,13	Algorithm converged.	0,89	1,44

Test for interaction based on RR (Log-binomial regression)
* indicates convergence problem. Result is uninterpretable.
Only patients with at least one value are used for analysis. For stratification Asia and rest of the world regions are combined due to a small number of enrolled patients. The stratification factor is excluded if it is the subgroup. OR is computed by stratified analysis, RR and ARD by adjusted analysis.
Early Termination (ET) visit was mapped to closest regular visit.
Treatment policy strategy was applied to non-COVID-19 related and hypothetical strategy was applied to COVID-19 related intercurrent events. COVID-19 related intercurrent events are: Disc. of Treatment due to COVID-19, Prohibited Treatment/Therapy due to COVID-19, Missed Dose at Week 44,48 or 52 due to COVID-19 and COVID-19 Death.
Clinical cut-off: YOSEMITE 01NOV2021 and RHINE 28OCT2021

Program: root/clinical_studies/RO6867461/CDT70122/share/ACE_pool_DME_CSR_Final/prod/program/t_eff_resp.sas
Output: root/clinical_studies/RO6867461/CDT70122/share/ACE_pool_DME_CSR_Final/prod/output_bc/t_eff_resp_sg_str_QSBDP15I_W56_PREST_ITBC_OCTNOV2021_DME.xls
26MAR2022 23:12

POPULATION: Intent-to-Treat Population B vs. C
ENDPOINT: Proportion of Patients with a >=15-point improvement from baseline in NEI VFQ-25 Vision Specific Dependency subscale throughout the Entire Study
MODEL: Stratified Analysis by Study, Baseline BCVA ETDRS letter score, Prior IVT anti-VEGF therapy, Geographic region (combined)
STUDY: GR40349 & GR40398
Dichotomous Analysis (Efficacy)

		Faricimab (PTI) (N=632)				Aflibercept (N=627)				Faricimab (PTI) vs. Aflibercept																Aflibercept vs. Faricimab (PTI)			
		Patients		Patients with Event		Patients		Patients with Event		Odds Ratio								Absolute Risk Difference				Relative Risk								Relative Risk			
Name	Level	n	%	n	%	n	%	n	%	Odds Ratio		Convergence Reason	95% Lower CL	95% Upper CL	Absolute Risk		Convergence Reason	95% Lower CL	95% Upper CL	Relative Risk		Convergence Reason	95% Lower CL	95% Upper CL	p-value (Cochran-Mantel-Haenszel)	Interaction Test p-value (likelihood ratio)	Relative Risk		Convergence Reason	95% Lower CL	95% Upper CL
All	n/a	632	100,0	209	33,1	626	99,8	207	33,1	1,00		Convergence criterion (GCONV=1E-8) satisfied.	0,79	1,27	0,002		Algorithm converged.	-0,049	0,053	1,00		Algorithm converged.	0,85	1,16	0,9916		1,00		Algorithm converged.	0,86	1,17
Study	Rhine	319	50,5	104	32,6	315	50,2	96	30,5	1,11		Convergence criterion (GCONV=1E-8) satisfied.	0,79	1,55	0,023		Algorithm converged.	-0,048	0,094	1,07		Algorithm converged.	0,86	1,34	0,5583	0,3907	0,93		Algorithm converged.	0,74	1,17
	Yosemite	313	49,5	105	33,5	311	49,6	111	35,7	0,90		Convergence criterion (GCONV=1E-8) satisfied.	0,65	1,26	-0,020		Algorithm converged.	-0,093	0,054	0,94		Algorithm converged.	0,76	1,16	0,5540		1,07		Algorithm converged.	0,86	1,32

Test for interaction based on RR (Log-binomial regression)
* indicates convergence problem. Result is uninterpretable.
Only patients with at least one value are used for analysis. For stratification Asia and rest of the world regions are combined due to a small number of enrolled patients. The stratification factor is excluded if it is the subgroup. OR is computed by stratified analysis, RR and ARD by adjusted analysis.
Early Termination (ET) visit was mapped to closest regular visit.
Treatment policy strategy was applied to non-COVID-19 related and hypothetical strategy was applied to COVID-19 related intercurrent events. COVID-19 related intercurrent events are: Disc. of Treatment due to COVID-19, Prohibited Treatment/Therapy due to COVID-19, Missed Dose at Week 88,92 or 96 due to COVID-19 and COVID-19 Death.
Clinical cut-off: YOSEMITE 01NOV2021 and RHINE 28OCT2021

Program: root/clinical_studies/RO6867461/CDT70122/share/ACE_pool_DME_CSR_Final/prod/program/t_eff_resp.sas
Output: root/clinical_studies/RO6867461/CDT70122/share/ACE_pool_DME_CSR_Final/prod/output_bc/t_eff_resp_str_QSBDP15I_PREST_ITBC_OCTNOV2021_DME.xls
27MAR2022 5:45

POPULATION: Intent-to-Treat Population B vs. C
ENDPOINT: Proportion of Patients with a >=15-point improvement from baseline in NEI VFQ-25 Vision Specific Dependency subscale throughout the Entire Study
MODEL: Adjusted Analysis by Study, Baseline BCVA ETDRS letter score, Prior IVT anti-VEGF therapy, Geographic region
STUDY: GR40349 & GR40398
Forest Plot of Relative Risk

Study	Total n	Aflibercept (N=627) n	Aflibercept (N=627) n Responder	Faricimab (PTI) (N=632) n	Faricimab (PTI) (N=632) n Responder	Relative Risk	95% CI
All Patients	1258	626	207	632	209	1.00	(0.85, 1.16)
Study							
Rhine	634	315	96	319	104	1.07	(0.86, 1.34)
Yosemite	624	311	111	313	105	0.94	(0.76, 1.16)

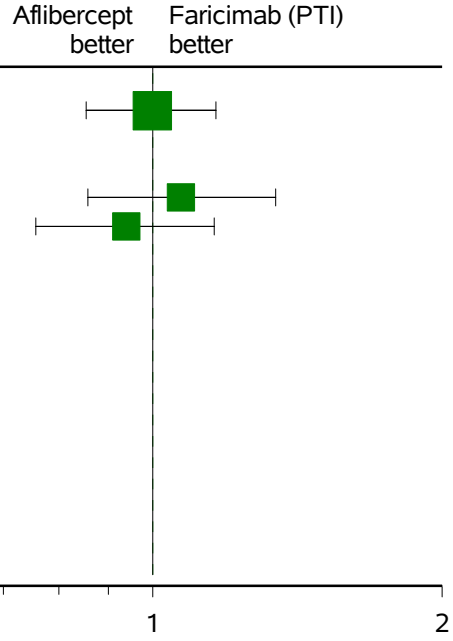

Only patients with at least one value are used for analysis. For adjustment Asia and rest of the world regions are combined due to a small number of enrolled patients.
The adjustment factor is excluded if it is the subgroup.
Early Termination (ET) visit was mapped to closest regular visit.
Treatment policy strategy was applied to non-COVID-19 related and hypothetical strategy was applied to COVID-19 related intercurrent events. COVID-19 related intercurrent events are:
Disc. of Treatment due to COVID-19, Prohibited Treatment/Therapy due to COVID-19, Missed Dose at Week 88,92 or 96 due to COVID-19 and COVID-19 Death.
Clinical cut-off: YOSEMITE 01NOV2021 and RHINE 28OCT2021
Program: root/clinical_studies/RO6867461/CDT70122/share/ACE_pool_DME_Base/prod/program/g_forest_rr.sas
Output: root/clinical_studies/RO6867461/CDT70122/share/ACE_pool_DME_CSR_Final/prod/output_bc/g_forest_rr_str_QSBDP15I_PREST_ITBC_OCTNOV2021_DME.pdf 06OCT2022 18:48

POPULATION: Intent-to-Treat Population B vs. C
ENDPOINT: Proportion of Patients with a >=15-point improvement from baseline in NEI VFQ-25 Vision Specific Dependency subscale throughout the Entire Study
MODEL: Stratified Analysis by Study, Baseline BCVA ETDRS letter score, Prior IVT anti-VEGF therapy, Geographic region
STUDY: GR40349 & GR40398
Forest Plot of Odds Ratio

		Aflibercept (N=627)		Faricimab (PTI) (N=632)				
Study	**Total n**	**n**	**n Responder**	**n**	**n Responder**	**Odds Ratio**	**95% CI**	Aflibercept better / Faricimab (PTI) better
All Patients	1258	626	207	632	209	1.00	(0.79, 1.27)	
Study								
Rhine	634	315	96	319	104	1.11	(0.79, 1.55)	
Yosemite	624	311	111	313	105	0.90	(0.65, 1.26)	

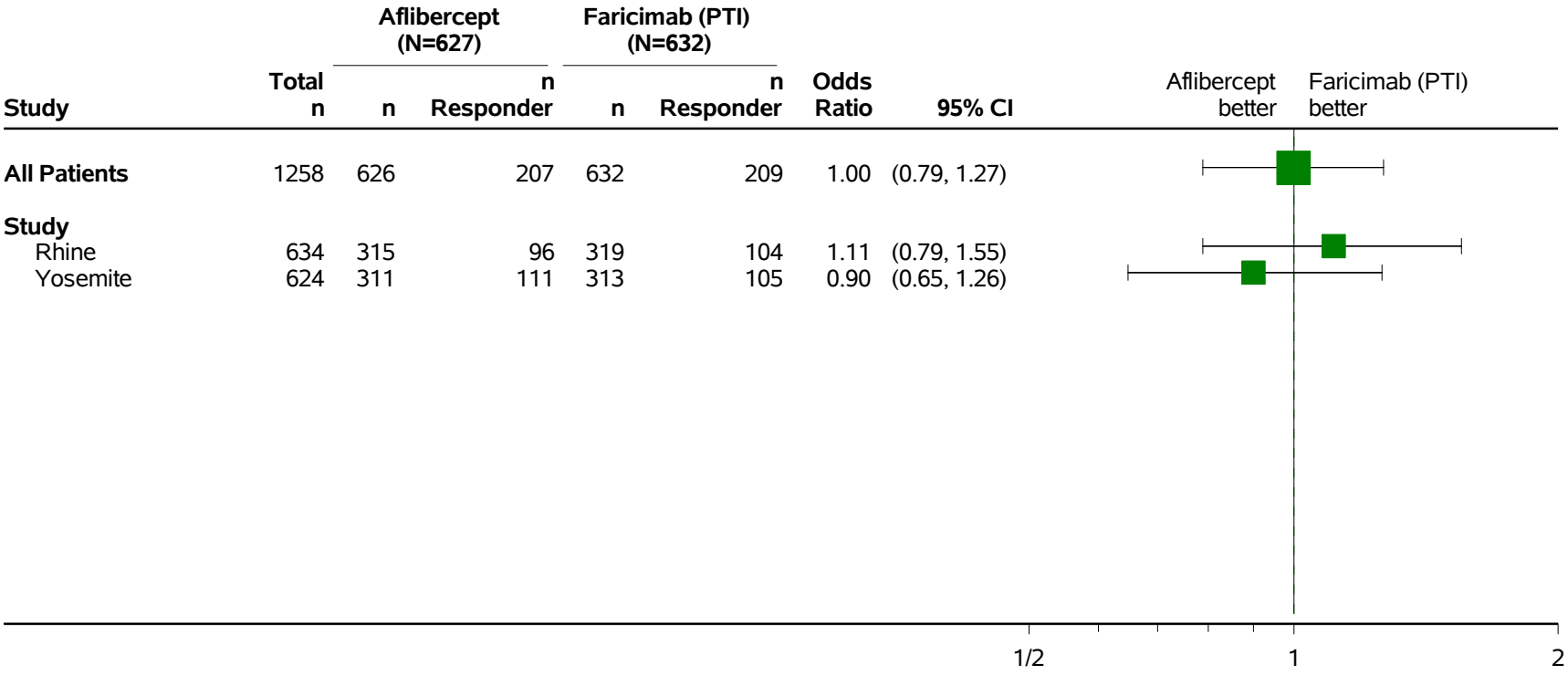

Only patients with at least one value are used for analysis. For stratification Asia and rest of the world regions are combined due to a small number of enrolled patients.
Early Termination (ET) visit was mapped to closest regular visit.
Treatment policy strategy was applied to non-COVID-19 related and hypothetical strategy was applied to COVID-19 related intercurrent events. COVID-19 related intercurrent events are:
Disc. of Treatment due to COVID-19, Prohibited Treatment/Therapy due to COVID-19, Missed Dose at Week 88,92 or 96 due to COVID-19 and COVID-19 Death.
Clinical cut-off: YOSEMITE 01NOV2021 and RHINE 28OCT2021
Program: root/clinical_studies/RO6867461/CDT70122/share/ACE_pool_DME_Base/prod/program/g_forest_or.sas
Output: root/clinical_studies/RO6867461/CDT70122/share/ACE_pool_DME_CSR_Final/prod/output_bc/g_forest_or_str_QSBDP15I_PREST_ITBC_OCTNOV2021_DME.pdf 30SEP2022 13:41

POPULATION: Intent-to-Treat Population B vs. C
ENDPOINT: Proportion of Patients with a >=15-point improvement from baseline in NEI VFQ-25 Vision Specific Dependency subscale throughout the Entire Study
MODEL: Stratified Analysis by Study, Baseline BCVA ETDRS letter score, Prior IVT anti-VEGF therapy, Geographic region (combined)
STUDY: GR40349 & GR40398
Dichotomous Analysis by Subgroups (Efficacy)

		Faricimab (PT) (N=632)				Aflibercept (N=627)				Faricimab (PT) vs. Aflibercept														Aflibercept vs. Faricimab (PT)			
		Patients		Patients with Event		Patients		Patients with Event		Odds Ratio				Absolute Risk Difference				Relative Risk						Relative Risk			
Name	Level	n	%	n	%	n	%	n	%	Odds Ratio	Convergence Reason	95% Lower CL	95% Upper CL	Absolute Risk	Convergence Reason	95% Lower CL	95% Upper CL	Relative Risk	Convergence Reason	95% Lower CL	95% Upper CL	p-value (Cochran-Mantel Haenszel)	Interaction Test p-value (likelihood ratio)	Relative Risk	Convergence Reason	95% Lower CL	95% Upper CL
All	n/a	632	100,0	209	33,1	626	99,8	207	33,1	1,00	Convergence criterion (GCONV=1E-8) satisfied.	0,79	1,27	0,002	Algorithm converged.	-0,049	0,053	1,00	Algorithm converged.	0,85	1,16	0,9916		1,00	Algorithm converged.	0,86	1,17
Sex	Male	396	62,7	120	30,3	364	58,1	114	31,3	0,94	Convergence criterion (GCONV=1E-8) satisfied.	0,69	1,29	-0,008	Algorithm converged.	-0,073	0,057	0,96	Algorithm converged.	0,78	1,19	0,7202	0,5448	1,04	Algorithm converged.	0,84	1,29
	Female	236	37,3	89	37,7	262	41,8	93	35,5	1,09	Convergence criterion (GCONV=1E-8) satisfied.	0,75	1,57	0,021	Algorithm converged.	-0,063	0,105	1,06	Algorithm converged.	0,84	1,32	0,6504		0,95	Algorithm converged.	0,74	1,19
Age	< 65 years	352	55,7	113	32,1	363	57,9	113	31,1	1,10	Convergence criterion (GCONV=1E-8) satisfied.	0,80	1,51	0,018	Algorithm converged.	-0,049	0,085	1,05	Algorithm converged.	0,85	1,30	0,5706	0,5896	0,95	Algorithm converged.	0,77	1,18
	>= 65 years	280	44,3	96	34,3	263	41,9	94	35,7	0,92	Convergence criterion (GCONV=1E-8) satisfied.	0,64	1,31	-0,016	Algorithm converged.	-0,093	0,063	0,98	Algorithm converged.	0,77	1,25	0,6327		1,04	Algorithm converged.	0,83	1,31
Age	< 75 years	577	91,3	187	32,4	571	91,1	186	32,6	1,00	Convergence criterion (GCONV=1E-8) satisfied.	0,78	1,28	0,000	Algorithm converged.	-0,053	0,054	1,00	Algorithm converged.	0,85	1,17	0,9865	0,9900	1,00	Algorithm converged.	0,85	1,18
	>= 75 years	55	8,7	22	40,0	55	8,8	21	38,2	0,83	Convergence criterion (GCONV=1E-8) satisfied.	0,37	1,88	0,012	Algorithm converged.	-0,161	0,185	1,11	Algorithm converged.	0,70	1,75	0,6620		0,90	Algorithm converged.	0,57	1,42
Baseline BCVA ETDRS letter score	< 64 letters	281	44,5	116	41,3	284	45,3	116	40,8	1,02	Convergence criterion (GCONV=1E-8) satisfied.	0,73	1,42	0,006	Algorithm converged.	-0,075	0,087	1,00	Algorithm converged.	0,82	1,22	0,9231	0,9872	1,00	Algorithm converged.	0,82	1,22
	>= 64 letters	349	55,2	93	26,6	342	54,5	91	26,6	0,99	Convergence criterion (GCONV=1E-8) satisfied.	0,71	1,39	0,000	Algorithm converged.	-0,069	0,068	1,00	Algorithm converged.	0,78	1,28	0,9752		1,00	Algorithm converged.	0,78	1,28
	Missing	2	0,3	0	0,0	0	0,0	0	0,0	NE	NE	NE	NE	NE	NE	NE	NE	NE	NE	NE	NE	NE		NE	NE	NE	NE
Geographic region	Europe	219	34,7	63	28,8	219	34,9	72	32,9	0,80	Convergence criterion (GCONV=1E-8) satisfied.	0,53	1,21	-0,039	Algorithm converged.	-0,125	0,046	0,86	Algorithm converged.	0,65	1,13	0,2887	0,3984	1,17	Algorithm converged.	0,88	1,55
	America	344	54,4	120	34,9	339	54,1	111	32,7	1,10	Convergence criterion (GCONV=1E-8) satisfied.	0,80	1,51	0,020	Algorithm converged.	-0,050	0,089	1,07	Algorithm converged.	0,87	1,31	0,5723		0,94	Algorithm converged.	0,76	1,15
	Asia Pacific (inc. Australia)	69	10,9	26	37,7	68	10,8	24	35,3	1,19	Convergence criterion (GCONV=1E-8) satisfied.	0,59	2,40	0,048	Algorithm converged.	-0,114	0,209	1,09	Algorithm converged.	0,71	1,69	0,6293		0,92	Algorithm converged.	0,59	1,45
Race/ethnicity	White	489	77,4	156	31,9	505	80,5	174	34,5	0,88	Convergence criterion (GCONV=1E-8) satisfied.	0,67	1,15	-0,023	Algorithm converged.	-0,080	0,035	0,92	Algorithm converged.	0,78	1,10	0,3395	0,2880	1,08	Algorithm converged.	0,91	1,29
	Asian	62	9,8	23	37,1	59	9,4	18	30,5	1,30	Convergence criterion (GCONV=1E-8) satisfied.	0,60	2,81	*	WARNING: The relative Hessian convergence criterion of 0.0020701499 is greater than the limit of 0.0001. The convergence is questionable.			1,19	Algorithm converged.	0,73	1,95	0,5049		0,84	Algorithm converged.	0,51	1,37
	Other	55	8,7	18	32,7	47	7,5	11	23,4	1,60	Convergence criterion (GCONV=1E-8) satisfied.	0,57	4,49	*	WARNING: The relative Hessian convergence criterion of 0.007352128 is greater than the limit of 0.0001. The convergence is questionable.			*	WARNING: The relative Hessian convergence criterion of 0.0902343822 is greater than the limit of 0.0001. The convergence is questionable.					*	WARNING: The relative Hessian convergence criterion of 0.0902343822 is greater than the limit of 0.0001. The convergence is questionable.		
	Unknown	26	4,1	12	46,2	15	2,4	4	26,7	2,81	Convergence criterion (GCONV=1E-8) satisfied.	0,49	16,26	0,189	Algorithm converged.	-0,150	0,528	*	WARNING: The relative Hessian convergence criterion of 0.2018837408 is greater than the limit of 0.0001. The convergence is questionable.					*	WARNING: The relative Hessian convergence criterion of 0.2018837408 is greater than the limit of 0.0001. The convergence is questionable.		
Baseline HbA1c	<=8%	404	63,9	131	32,4	389	63,6	130	32,6	0,99	Convergence criterion (GCONV=1E-8) satisfied.	0,73	1,33	0,000	Algorithm converged.	-0,063	0,063	0,99	Algorithm converged.	0,81	1,20	0,9389	0,7496	1,01	Algorithm converged.	0,83	1,23
	>8%	221	35,0	76	34,4	222	35,4	73	32,9	1,06	Convergence criterion (GCONV=1E-8) satisfied.	0,71	1,58	0,016	Algorithm converged.	-0,071	0,103	1,07	Algorithm converged.	0,83	1,38	0,7705		0,93	Algorithm converged.	0,72	1,21
	Missing	7	1,1	2	28,6	5	0,8	4	80,0	0,50	Convergence criterion (GCONV=1E-8) satisfied.	0,03	7,99	*	ERROR: The mean parameter is either invalid or at a limit of its range for some observations.			*	ERROR: The mean parameter is either invalid or at a limit of its range for some observations.					*	ERROR: The mean parameter is either invalid or at a limit of its range for some observations.		
Prior IVT anti-VEGF therapy	Yes	133	21,0	49	36,8	137	21,9	36	26,3	1,63	Convergence criterion (GCONV=1E-8) satisfied.	0,97	2,73	0,108	Algorithm converged.	-0,002	0,218	1,41	Algorithm converged.	0,98	2,01	0,0627	0,0291	0,71	Algorithm converged.	0,50	1,02
	No	499	79,0	160	32,1	489	78,0	171	35,0	0,87	Convergence criterion (GCONV=1E-8) satisfied.	0,67	1,14	-0,028	Algorithm converged.	-0,086	0,029	0,91	Algorithm converged.	0,77	1,09	0,3167		1,09	Algorithm converged.	0,92	1,30
Baseline DR severity	<47	365	57,8	108	29,6	361	57,6	101	28,0	1,05	Convergence criterion (GCONV=1E-8) satisfied.	0,76	1,46	0,011	Algorithm converged.	-0,054	0,075	1,04	Algorithm converged.	0,83	1,30	0,7706	0,6464	0,96	Algorithm converged.	0,77	1,21
	47 - 53	198	31,3	75	37,9	208	33,2	82	39,4	0,95	Convergence criterion (GCONV=1E-8) satisfied.	0,63	1,43	-0,010	Algorithm converged.	-0,103	0,083	0,98	Algorithm converged.	0,77	1,25	0,8098		1,02	Algorithm converged.	0,80	1,29
	>53	58	9,2	22	37,9	38	6,1	21	55,3	0,51	Convergence criterion (GCONV=1E-8) satisfied.	0,22	1,18	-0,157	Algorithm converged.	-0,363	0,049	0,72	Algorithm converged.	0,44	1,18	0,1110		1,38	Algorithm converged.	0,85	2,26
	Missing	11	1,7	4	36,4	19	3,0	3	15,8	3,50	Convergence criterion (GCONV=1E-8) satisfied.	0,28	43,64	*	WARNING: The relative Hessian convergence criterion of 0.406200508 is greater than the limit of 0.0001. The convergence is questionable.			*	ERROR: The mean parameter is either invalid or at a limit of its range for some observations.					*	ERROR: The mean parameter is either invalid or at a limit of its range for some observations.		
Baseline DR severity	<=53	563	89,1	183	32,5	569	90,7	183	32,2	1,01	Convergence criterion (GCONV=1E-8) satisfied.	0,78	1,29	0,003	Algorithm converged.	-0,051	0,056	1,00	Algorithm converged.	0,84	1,18	0,9683	0,4409	1,00	Algorithm converged.	0,85	1,18
	>53	58	9,2	22	37,9	38	6,1	21	55,3	0,51	Convergence criterion (GCONV=1E-8) satisfied.	0,22	1,18	-0,157	Algorithm converged.	-0,363	0,049	0,72	Algorithm converged.	0,44	1,18	0,1110		1,38	Algorithm converged.	0,85	2,26
	Missing	11	1,7	4	36,4	19	3,0	3	15,8	3,50	Convergence criterion (GCONV=1E-8) satisfied.	0,28	43,64	*	WARNING: The relative Hessian convergence criterion of 0.406200508 is greater than the limit of 0.0001. The convergence is questionable.			*	ERROR: The mean parameter is either invalid or at a limit of its range for some observations.					*	ERROR: The mean parameter is either invalid or at a limit of its range for some observations.		
Medical history: renal disease	Yes	63	10,0	21	33,3	45	7,2	11	24,4	1,37	Convergence criterion (GCONV=1E-8) satisfied.	0,56	3,34	0,039	Algorithm converged.	-0,136	0,213	1,28	Algorithm converged.	0,71	2,30	0,4887	0,4259	0,78	Algorithm converged.	0,43	1,41
	No	569	90,0	188	33,0	581	92,7	196	33,7	0,97	Convergence criterion (GCONV=1E-8) satisfied.	0,76	1,24	-0,006	Algorithm converged.	-0,059	0,048	0,98	Algorithm converged.	0,84	1,15	0,8092		1,02	Algorithm converged.	0,87	1,20
Medical history: cardiac disease	Yes	511	80,9	174	34,1	498	79,4	156	31,3	1,10	Convergence criterion (GCONV=1E-8) satisfied.	0,84	1,44	0,027	Algorithm converged.	-0,030	0,084	1,06	Algorithm converged.	0,89	1,27	0,4803	0,1144	0,94	Algorithm converged.	0,79	1,12
	No	121	19,1	35	28,9	128	20,4	51	39,8	0,62	Convergence criterion (GCONV=1E-8) satisfied.	0,35	1,09	-0,101	Algorithm converged.	-0,217	0,016	0,79	Algorithm converged.	0,56	1,12	0,0979		1,26	Algorithm converged.	0,88	1,78
Medical history: vascular disease	Yes	92	14,6	37	40,2	98	15,6	42	42,9	0,94	Convergence criterion (GCONV=1E-8) satisfied.	0,52	1,71	-0,013	Algorithm converged.	-0,152	0,127	0,98	Algorithm converged.	0,70	1,37	0,8433	0,7214	1,02	Algorithm converged.	0,73	1,44
	No	540	85,4	172	31,9	528	84,2	165	31,3	1,03	Convergence criterion (GCONV=1E-8) satisfied.	0,80	1,34	0,008	Algorithm converged.	-0,047	0,063	1,01	Algorithm converged.	0,85	1,21	0,8055		0,99	Algorithm converged.	0,83	1,17
Study	Rhine	319	50,5	104	32,6	315	50,2	96	30,5	1,11	Convergence criterion (GCONV=1E-8) satisfied.	0,79	1,55	0,023	Algorithm converged.	-0,048	0,094	1,07	Algorithm converged.	0,86	1,34	0,5583	0,3907	0,93	Algorithm converged.	0,74	1,17
	Yosemite	313	49,5	105	33,5	311	49,6	111	35,7	0,90	Convergence criterion (GCONV=1E-8) satisfied.	0,65	1,24	-0,020	Algorithm converged.	-0,093	0,054	0,94	Algorithm converged.	0,76	1,16	0,5540		1,07	Algorithm converged.	0,86	1,32

Test for interaction based on RR (Log-binomial regression)
* indicates convergence problem. Result is uninterpretable.
Only patients with at least one value are used for analysis. For stratification Asia and rest of the world regions are combined due to a small number of enrolled patients. The stratification factor is excluded if it is the subgroup. OR is computed by stratified analysis, RR and ARD by adjusted analysis.
Early Termination (ET) visit was mapped to closest regular visit.
Treatment policy strategy was applied to non-COVID-19 related and hypothetical strategy was applied to COVID-19 related intercurrent events. COVID-19 related intercurrent events are: Disc. of Treatment due to COVID-19, Prohibited Treatment/Therapy due to COVID-19, Missed Dose at Week 88,92 or 96 due to COVID-19 and COVID-19 Death.
Clinical cut-off: YOSEMITE 01NOV2021 and RHINE 28OCT2021

Program: root/clinical_studies/RO6867461/CDT70122/share/ACE_pool_DME_CSR_Final/prod/program/t_eff_resp.sas
Output: root/clinical_studies/RO6867461/CDT70122/share/ACE_pool_DME_CSR_Final/prod/output_bc/t_eff_resp_sg_str_QSBDP15I_PREST_ITBC_OCTNOV2021_DME.xls
26MAR2022 23:21

POPULATION: Intent-to-Treat Population B vs. C
ENDPOINT: Proportion of Patients with a >=4-point improvement from baseline in NEI VFQ-25 Vision Specific Dependency subscale through Week 56
MODEL: Stratified Analysis by Study, Baseline BCVA ETDRS letter score, Prior IVT anti-VEGF therapy, Geographic region (combined)
STUDY: GR40349 & GR40398
Dichotomous Analysis (Efficacy)

		Faricimab (PTI) (N=632)				Aflibercept (N=627)				Faricimab (PTI) vs. Aflibercept																Aflibercept vs. Faricimab (PTI)			
		Patients		Patients with Event		Patients		Patients with Event		Odds Ratio								Absolute Risk Difference				Relative Risk								Relative Risk			
Name	Level	n	%	n	%	n	%	n	%	Odds Ratio		Convergence Reason	95% Lower CL	95% Upper CL	Absolute Risk		Convergence Reason	95% Lower CL	95% Upper CL	Relative Risk		Convergence Reason	95% Lower CL	95% Upper CL	p-value (Cochran Mantel-Haenszel)	Interaction Test p-value (likelihood ratio)	Relative Risk		Convergence Reason	95% Lower CL	95% Upper CL
All	n/a	632	100,0	267	42,2	626	99,8	233	37,2	1,24		Convergence criterion (GCONV=1E-8) satisfied.	0,99	1,56	0,051		Algorithm converged.	-0,002	0,105	1,13		Algorithm converged.	0,99	1,29	0,0652		0,89		Algorithm converged.	0,78	1,01
Study	Rhine	319	50,5	133	41,7	315	50,2	110	34,9	1,35		Convergence criterion (GCONV=1E-8) satisfied.	0,97	1,86	0,068		Algorithm converged.	-0,006	0,143	1,20		Algorithm converged.	0,98	1,46	0,0728	0,4110	0,84		Algorithm converged.	0,69	1,02
	Yosemite	313	49,5	134	42,8	311	49,6	123	39,5	1,14		Convergence criterion (GCONV=1E-8) satisfied.	0,83	1,58	0,034		Algorithm converged.	-0,042	0,111	1,07		Algorithm converged.	0,89	1,29	0,4141		0,93		Algorithm converged.	0,78	1,12

Test for interaction based on RR (Log-binomial regression)
* indicates convergence problem. Result is uninterpretable.
Only patients with at least one value are used for analysis. For stratification Asia and rest of the world regions are combined due to a small number of enrolled patients. The stratification factor is excluded if it is the subgroup. OR is computed by stratified analysis, RR and ARD by adjusted analysis.
Early Termination (ET) visit was mapped to closest regular visit.
Treatment policy strategy was applied to non-COVID-19 related and hypothetical strategy was applied to COVID-19 related intercurrent events. COVID-19 related intercurrent events are: Disc. of Treatment due to COVID-19, Prohibited Treatment/Therapy due to COVID-19, Missed Dose at Week 44,48 or 52 due to COVID-19 and COVID-19 Death.
Clinical cut-off: YOSEMITE 01NOV2021 and RHINE 28OCT2021

Program: root/clinical_studies/RO6867461/CDT70122/share/ACE_pool_DME_CSR_Final/prod/program/t_eff_resp.sas
Output: root/clinical_studies/RO6867461/CDT70122/share/ACE_pool_DME_CSR_Final/prod/output_bc/t_eff_resp_str_QSBDP4I_W56_PREST_ITBC_OCTNOV2021_DME.xls
27MAR2022 3:43

POPULATION: Intent-to-Treat Population B vs. C
ENDPOINT: Proportion of Patients with a >=4-point improvement from baseline in NEI VFQ-25 Vision Specific Dependency subscale through Week 56
MODEL: Adjusted Analysis by Study, Baseline BCVA ETDRS letter score, Prior IVT anti-VEGF therapy, Geographic region
STUDY: GR40349 & GR40398
Forest Plot of Relative Risk

Study	Total n	Aflibercept (N=627) n	Aflibercept (N=627) n Responder	Faricimab (PTI) (N=632) n	Faricimab (PTI) (N=632) n Responder	Relative Risk	95% CI
All Patients	1258	626	233	632	267	1.13	(0.99, 1.29)
Study							
Rhine	634	315	110	319	133	1.20	(0.98, 1.46)
Yosemite	624	311	123	313	134	1.07	(0.89, 1.29)

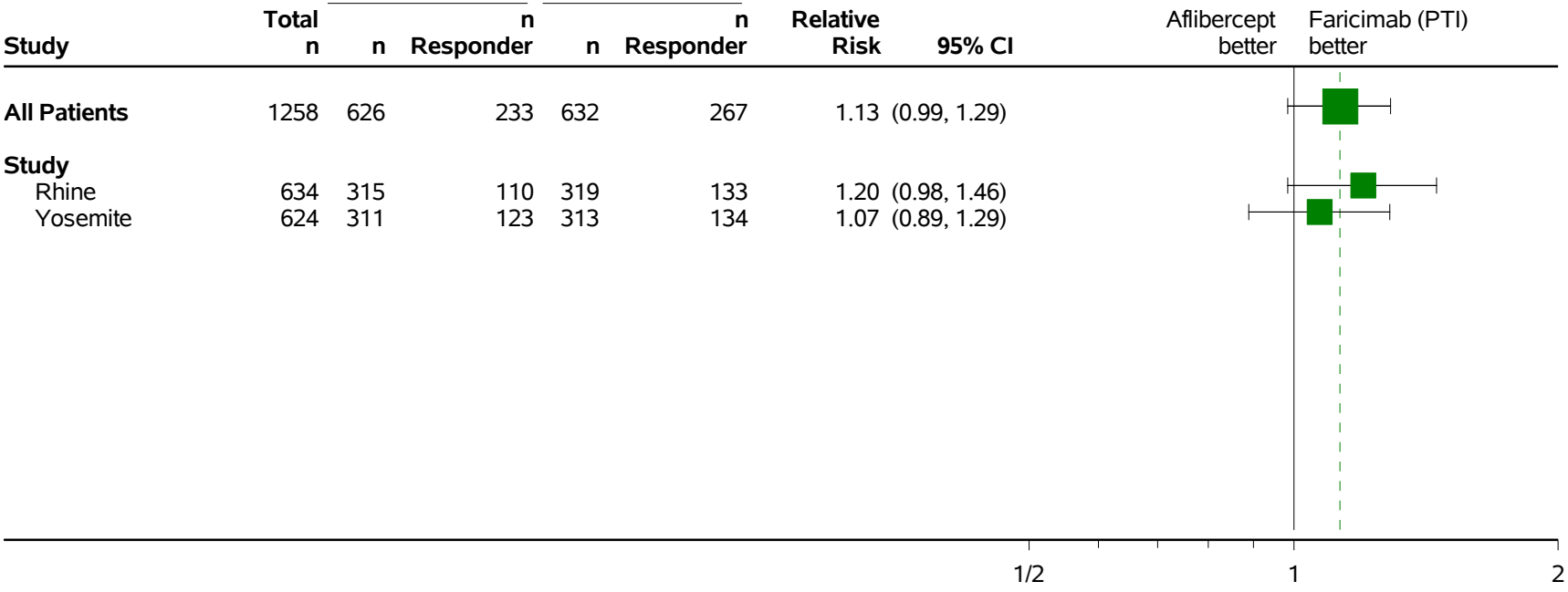

Only patients with at least one value are used for analysis. For adjustment Asia and rest of the world regions are combined due to a small number of enrolled patients.
The adjustment factor is excluded if it is the subgroup.
Early Termination (ET) visit was mapped to closest regular visit.
Treatment policy strategy was applied to non-COVID-19 related and hypothetical strategy was applied to COVID-19 related intercurrent events. COVID-19 related intercurrent events are:
Disc. of Treatment due to COVID-19, Prohibited Treatment/Therapy due to COVID-19, Missed Dose at Week 44,48 or 52 due to COVID-19 and COVID-19 Death.
Clinical cut-off: YOSEMITE 01NOV2021 and RHINE 28OCT2021
Program: root/clinical_studies/RO6867461/CDT70122/share/ACE_pool_DME_Base/prod/program/g_forest_rr.sas
Output: root/clinical_studies/RO6867461/CDT70122/share/ACE_pool_DME_CSR_Final/prod/output_bc/g_forest_rr_str_QSBDP4I_W56_PREST_ITBC_OCTNOV2021_DME.pdf 06OCT2022 18:03

POPULATION: Intent-to-Treat Population B vs. C
ENDPOINT: Proportion of Patients with a >=4-point improvement from baseline in NEI VFQ-25 Vision Specific Dependency subscale through Week 56
MODEL: Stratified Analysis by Study, Baseline BCVA ETDRS letter score, Prior IVT anti-VEGF therapy, Geographic region
STUDY: GR40349 & GR40398
Forest Plot of Odds Ratio

		Aflibercept (N=627)		Faricimab (PTI) (N=632)				
Study	**Total n**	**n**	**n Responder**	**n**	**n Responder**	**Odds Ratio**	**95% CI**	Aflibercept better / Faricimab (PTI) better
All Patients	1258	626	233	632	267	1.24	(0.99, 1.56)	
Study								
Rhine	634	315	110	319	133	1.35	(0.97, 1.86)	
Yosemite	624	311	123	313	134	1.14	(0.83, 1.58)	

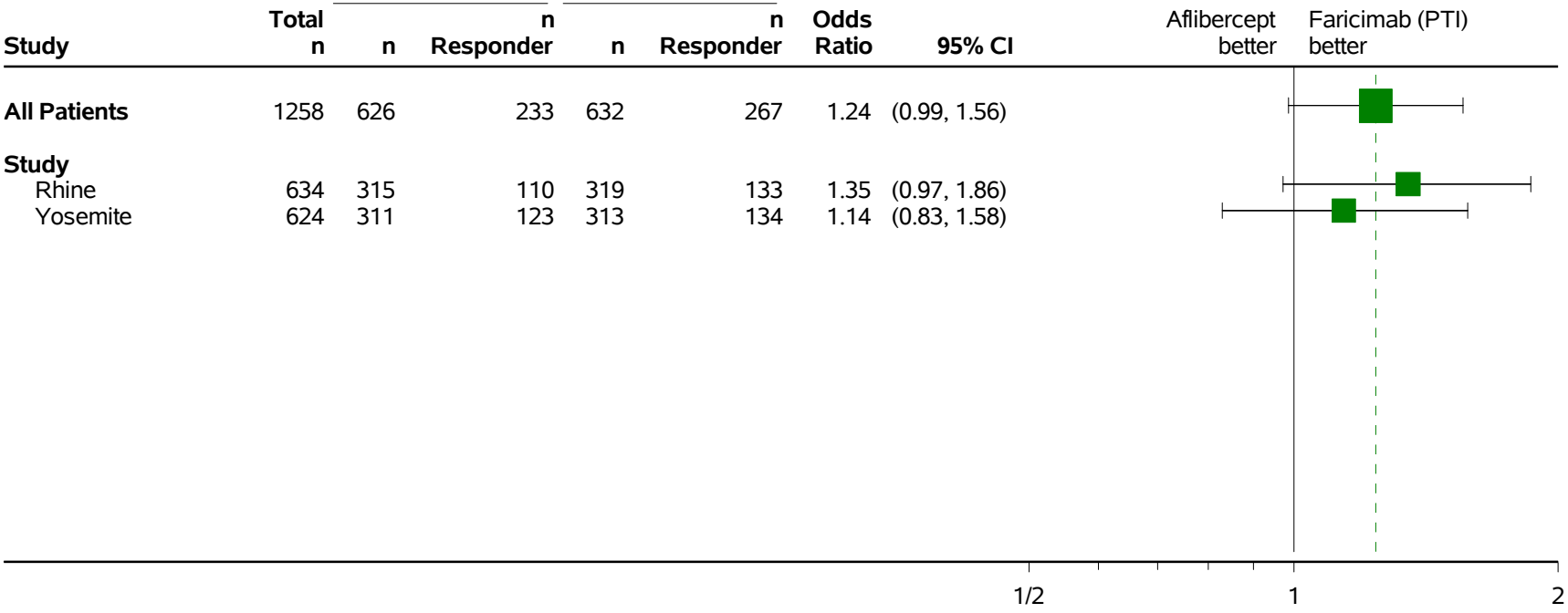

Only patients with at least one value are used for analysis. For stratification Asia and rest of the world regions are combined due to a small number of enrolled patients.
Early Termination (ET) visit was mapped to closest regular visit.
Treatment policy strategy was applied to non-COVID-19 related and hypothetical strategy was applied to COVID-19 related intercurrent events. COVID-19 related intercurrent events are:
Disc. of Treatment due to COVID-19, Prohibited Treatment/Therapy due to COVID-19, Missed Dose at Week 44,48 or 52 due to COVID-19 and COVID-19 Death.
Clinical cut-off: YOSEMITE 01NOV2021 and RHINE 28OCT2021
Program: root/clinical_studies/RO6867461/CDT70122/share/ACE_pool_DME_Base/prod/program/g_forest_or.sas
Output: root/clinical_studies/RO6867461/CDT70122/share/ACE_pool_DME_CSR_Final/prod/output_bc/g_forest_or_str_QSBDP4I_W56_PREST_ITBC_OCTNOV2021_DME.pdf 30SEP2022 12:47

POPULATION: Intent-to-Treat Population B vs. C
ENDPOINT: Proportion of Patients with a >=4-point improvement from baseline in NEI VFQ-25 Vision Specific Dependency subscale through Week 56
MODEL: Stratified Analysis by Study, Baseline BCVA ETDRS letter score, Prior IVT anti-VEGF therapy, Geographic region (combined)
STUDY: GR40349 & GR40398
Dichotomous Analysis by Subgroups (Efficacy)

		Faricimab (PTI) (N=632)				Aflibercept (N=627)				Faricimab (PTI) vs. Aflibercept														Aflibercept vs. Faricimab (PTI)					
		Patients		Patients with Event		Patients		Patients with Event		Odds Ratio				Absolute Risk Difference				Relative Risk						Relative Risk					
Name	Level	n	%	n	%	n	%	n	%	Odds Ratio	Convergence Reason	95% Lower CL	95% Upper CL	Absolute Risk	Convergence Reason	95% Lower CL	95% Upper CL	Relative Risk	Convergence Reason	95% Lower CL	95% Upper CL	p-value (Cochran-Mantel Haenszel)	Interaction Test p-value (likelihood ratio)	Relative Risk	Convergence Reason	95% Lower CL	95% Upper CL
All	n/a	632	100,0	267	42,2	626	99,8	233	37,2	1,24	Convergence criterion (GCONV=1E-8) satisfied.	0,99	1,56	0,051	Algorithm converged.	-0,002	0,105	1,13	Algorithm converged.	0,99	1,29	0,0652		0,89	Algorithm converged.	0,78	1,01
Sex	Male	396	62,7	151	38,1	364	58,1	129	35,4	1,12	Convergence criterion (GCONV=1E-8) satisfied.	0,83	1,52	0,028	Algorithm converged.	-0,040	0,096	1,06	Algorithm converged.	0,88	1,28	0,4451	0,3001	0,94	Algorithm converged.	0,78	1,13
	Female	236	37,3	116	49,2	262	41,8	104	39,7	1,44	Convergence criterion (GCONV=1E-8) satisfied.	1,01	2,06	0,095	Algorithm converged.	0,008	0,181	1,23	Algorithm converged.	1,01	1,50	0,0457		0,81	Algorithm converged.	0,67	0,99
Age	< 65 years	352	55,7	147	41,8	363	57,9	131	36,1	1,35	Convergence criterion (GCONV=1E-8) satisfied.	0,99	1,83	0,067	Algorithm converged.	-0,003	0,138	1,17	Algorithm converged.	0,98	1,41	0,0575	0,5641	0,85	Algorithm converged.	0,71	1,02
	>= 65 years	280	44,3	120	42,9	263	41,9	102	38,8	1,14	Convergence criterion (GCONV=1E-8) satisfied.	0,81	1,62	0,037	Algorithm converged.	-0,046	0,119	1,09	Algorithm converged.	0,89	1,34	0,4467		0,92	Algorithm converged.	0,78	1,12
Age	< 75 years	577	91,3	243	42,1	571	91,1	209	36,6	1,27	Convergence criterion (GCONV=1E-8) satisfied.	1,00	1,62	0,057	Algorithm converged.	0,001	0,113	1,15	Algorithm converged.	1,00	1,32	0,0473	0,3882	0,87	Algorithm converged.	0,76	1,00
	>= 75 years	55	8,7	24	43,6	55	8,8	24	43,6	0,79	Convergence criterion (GCONV=1E-8) satisfied.	0,36	1,75	0,012	Algorithm converged.	-0,171	0,194	1,11	Algorithm converged.	0,72	1,73	0,5632		0,90	Algorithm converged.	0,58	1,39
Baseline BCVA ETDRS letter score	< 64 letters	281	44,5	138	49,1	284	45,3	133	46,8	1,07	Convergence criterion (GCONV=1E-8) satisfied.	0,77	1,49	0,016	Algorithm converged.	-0,066	0,098	1,03	Algorithm converged.	0,87	1,22	0,6835	0,1161	0,97	Algorithm converged.	0,82	1,15
	>= 64 letters	349	55,2	131	37,5	342	54,5	100	29,2	1,45	Convergence criterion (GCONV=1E-8) satisfied.	1,05	2,00	0,078	Algorithm converged.	0,010	0,149	1,29	Algorithm converged.	1,04	1,59	0,0221		0,78	Algorithm converged.	0,63	0,96
	Missing	2	0,3	0	0,0	0	0,0	0	0,0	NE	NE	NE	NE	NE	NE	NE	NE	NE	NE	NE	NE	NE		NE	NE	NE	NE
Geographic region	Europe	219	34,7	89	40,6	219	34,9	81	37,0	1,14	Convergence criterion (GCONV=1E-8) satisfied.	0,78	1,68	0,037	Algorithm converged.	-0,054	0,128	1,09	Algorithm converged.	0,86	1,38	0,4963	0,8845	0,92	Algorithm converged.	0,72	1,18
	America	344	54,4	147	42,7	339	54,1	124	36,6	1,30	Convergence criterion (GCONV=1E-8) satisfied.	0,95	1,77	0,060	Algorithm converged.	-0,012	0,132	1,16	Algorithm converged.	0,97	1,39	0,1004		0,86	Algorithm converged.	0,72	1,04
	Asia Pacific (inc. Australia)	69	10,9	31	44,9	68	10,8	28	41,2	1,22	Convergence criterion (GCONV=1E-8) satisfied.	0,62	2,43	0,056	Algorithm converged.	-0,107	0,220	1,15	Algorithm converged.	0,80	1,67	0,5653		0,87	Algorithm converged.	0,60	1,26
Race/ethnicity	White	489	77,4	207	42,3	503	80,3	192	38,0	1,19	Convergence criterion (GCONV=1E-8) satisfied.	0,92	1,54	0,045	Algorithm converged.	-0,015	0,105	1,10	Algorithm converged.	0,95	1,28	0,1940	0,8232	0,91	Algorithm converged.	0,78	1,06
	Asian	62	9,8	28	45,2	58	9,4	22	37,3	1,30	Convergence criterion (GCONV=1E-8) satisfied.	0,62	2,76	*	WARNING: The relative Hessian convergence criterion of 0.0005989724 is greater than the limit of 0.0001. The convergence is questionable.			1,24	Algorithm converged.	0,82	1,86	0,4885		0,81	Algorithm converged.	0,54	1,22
	Other	55	8,7	20	36,4	47	7,5	14	29,8	1,32	Convergence criterion (GCONV=1E-8) satisfied.	0,53	3,28	0,072	Algorithm converged.	-0,103	0,247	*	WARNING: The relative Hessian convergence criterion of 0.0003527672 is greater than the limit of 0.0001. The convergence is questionable.					*	WARNING: The relative Hessian convergence criterion of 0.0003527672 is greater than the limit of 0.0001. The convergence is questionable.		
	Unknown	26	4,1	12	46,2	15	2,4	5	33,3	1,70	Convergence criterion (GCONV=1E-8) satisfied.	0,32	9,17	*	WARNING: The relative Hessian convergence criterion of 0.0167680164 is greater than the limit of 0.0001. The convergence is questionable.			*	WARNING: The relative Hessian convergence criterion of 0.2682505324 is greater than the limit of 0.0001. The convergence is questionable.					*	WARNING: The relative Hessian convergence criterion of 0.2682505324 is greater than the limit of 0.0001. The convergence is questionable.		
Baseline HbA1c	<=8%	404	63,9	175	43,3	399	63,6	149	37,3	1,29	Convergence criterion (GCONV=1E-8) satisfied.	0,97	1,72	0,060	Algorithm converged.	-0,007	0,127	1,14	Algorithm converged.	0,97	1,35	0,0794	0,9509	0,88	Algorithm converged.	0,74	1,03
	>8%	221	35,0	89	40,3	222	35,4	80	36,0	1,22	Convergence criterion (GCONV=1E-8) satisfied.	0,83	1,79	0,045	Algorithm converged.	-0,044	0,134	1,13	Algorithm converged.	0,90	1,44	0,3228		0,88	Algorithm converged.	0,70	1,11
	Missing	7	1,1	3	42,9	5	0,8	4	80,0	*	NE	*		*	ERROR: The mean parameter is either invalid or at a limit of its range for some observations.			*	WARNING: Negative of Hessian not positive definite.					*	WARNING: Negative of Hessian not positive definite.		
Prior IVT anti-VEGF therapy	Yes	133	21,0	67	50,4	137	21,9	45	32,8	2,10	Convergence criterion (GCONV=1E-8) satisfied.	1,28	3,43	0,176	Algorithm converged.	0,061	0,291	1,52	Algorithm converged.	1,13	2,03	0,0031	0,0233	0,66	Algorithm converged.	0,49	0,89
	No	499	79,0	200	40,1	489	78,0	188	38,4	1,07	Convergence criterion (GCONV=1E-8) satisfied.	0,83	1,39	0,016	Algorithm converged.	-0,044	0,076	1,03	Algorithm converged.	0,89	1,20	0,6128		0,97	Algorithm converged.	0,83	1,13
Baseline DR severity	<47	365	57,8	136	37,3	361	57,6	120	33,2	1,16	Convergence criterion (GCONV=1E-8) satisfied.	0,85	1,58	0,038	Algorithm converged.	-0,030	0,106	1,10	Algorithm converged.	0,90	1,34	0,3488	0,7845	0,91	Algorithm converged.	0,75	1,11
	47 - 53	198	31,3	96	48,5	208	33,2	86	41,3	1,38	Convergence criterion (GCONV=1E-8) satisfied.	0,92	2,06	0,080	Algorithm converged.	-0,015	0,174	1,19	Algorithm converged.	0,97	1,47	0,1174		0,84	Algorithm converged.	0,68	1,04
	>53	58	9,2	31	53,4	38	6,1	24	63,2	0,86	Convergence criterion (GCONV=1E-8) satisfied.	0,37	2,01	-0,004	Algorithm converged.	-0,217	0,209	1,18	Algorithm converged.	0,74	1,88	0,7249		0,85	Algorithm converged.	0,53	1,35
	Missing	11	1,7	4	36,4	19	3,0	3	15,8	3,50	Convergence criterion (GCONV=1E-8) satisfied.	0,28	43,64	*	ERROR: The mean parameter is either invalid or at a limit of its range for some observations.			*	WARNING: The relative Hessian convergence criterion of 0.3012523954 is greater than the limit of 0.0001. The convergence is questionable.					*	WARNING: The relative Hessian convergence criterion of 0.3012523954 is greater than the limit of 0.0001. The convergence is questionable.		
Baseline DR severity	<=53	563	89,1	232	41,2	569	90,7	206	36,2	1,23	Convergence criterion (GCONV=1E-8) satisfied.	0,96	1,57	0,049	Algorithm converged.	-0,007	0,105	1,12	Algorithm converged.	0,97	1,29	0,0966	0,7303	0,89	Algorithm converged.	0,77	1,03
	>53	58	9,2	31	53,4	38	6,1	24	63,2	0,86	Convergence criterion (GCONV=1E-8) satisfied.	0,37	2,01	-0,004	Algorithm converged.	-0,217	0,209	1,18	Algorithm converged.	0,74	1,88	0,7249		0,85	Algorithm converged.	0,53	1,35
	Missing	11	1,7	4	36,4	19	3,0	3	15,8	3,50	Convergence criterion (GCONV=1E-8) satisfied.	0,28	43,64	*	ERROR: The mean parameter is either invalid or at a limit of its range for some observations.			*	WARNING: The relative Hessian convergence criterion of 0.3012523954 is greater than the limit of 0.0001. The convergence is questionable.					*	WARNING: The relative Hessian convergence criterion of 0.3012523954 is greater than the limit of 0.0001. The convergence is questionable.		
Medical history: renal disease	Yes	63	10,0	27	42,9	45	7,2	12	26,7	1,82	Convergence criterion (GCONV=1E-8) satisfied.	0,77	4,28	0,124	Algorithm converged.	-0,059	0,306	1,53	Algorithm converged.	0,88	2,67	0,1680	0,2867	0,65	Algorithm converged.	0,37	1,14
	No	569	90,0	240	42,2	581	92,7	221	38,0	1,20	Convergence criterion (GCONV=1E-8) satisfied.	0,95	1,53	0,044	Algorithm converged.	-0,012	0,100	1,11	Algorithm converged.	0,96	1,27	0,1294		0,90	Algorithm converged.	0,78	1,04
Medical history: cardiac disease	Yes	511	80,9	222	43,4	498	79,4	181	36,3	1,32	Convergence criterion (GCONV=1E-8) satisfied.	1,02	1,70	0,070	Algorithm converged.	0,010	0,129	1,17	Algorithm converged.	1,01	1,36	0,0347	0,2681	0,85	Algorithm converged.	0,73	0,99
	No	121	19,1	45	37,2	128	20,4	52	40,6	0,83	Convergence criterion (GCONV=1E-8) satisfied.	0,48	1,44	-0,013	Algorithm converged.	-0,132	0,106	0,96	Algorithm converged.	0,70	1,30	0,5156		1,05	Algorithm converged.	0,77	1,42
Medical history: vascular disease	Yes	92	14,6	52	56,5	98	15,6	42	42,9	1,95	Convergence criterion (GCONV=1E-8) satisfied.	1,07	3,56	0,156	Algorithm converged.	0,014	0,298	1,41	Algorithm converged.	1,05	1,90	0,0279	0,2263	0,71	Algorithm converged.	0,53	0,96
	No	540	85,4	215	39,8	528	84,2	191	36,2	1,18	Convergence criterion (GCONV=1E-8) satisfied.	0,92	1,51	0,037	Algorithm converged.	-0,021	0,094	1,09	Algorithm converged.	0,94	1,27	0,2004		0,92	Algorithm converged.	0,79	1,07
Study	Rhine	319	50,5	133	41,7	315	50,2	110	34,9	1,35	Convergence criterion (GCONV=1E-8) satisfied.	0,97	1,86	0,068	Algorithm converged.	-0,006	0,143	1,20	Algorithm converged.	0,98	1,46	0,0728	0,4110	0,84	Algorithm converged.	0,69	1,02
	Yosemite	313	49,5	134	42,8	311	49,6	123	39,5	1,14	Convergence criterion (GCONV=1E-8) satisfied.	0,83	1,58	0,034	Algorithm converged.	-0,042	0,111	1,07	Algorithm converged.	0,89	1,29	0,4141		0,93	Algorithm converged.	0,78	1,12

Test for interaction based on RR (Log-binomial regression)
* indicates convergence problem. Result is uninterpretable.
Only patients with at least one value are used for analysis. For stratification Asia and rest of the world regions are combined due to a small number of enrolled patients. The stratification factor is excluded if it is the subgroup. OR is computed by stratified analysis, RR and ARD by adjusted analysis.
Early Termination (ET) visit was mapped to closest regular visit.
Treatment policy strategy was applied to non-COVID-19 related and hypothetical strategy was applied to COVID-19 related intercurrent events. COVID-19 related intercurrent events are: Disc. of Treatment due to COVID-19, Prohibited Treatment/Therapy due to COVID-19, Missed Dose at Week 44,48 or 52 due to COVID-19 and COVID-19 Death.
Clinical cut-off: YOSEMITE 01NOV2021 and RHINE 28OCT2021

Program: root/clinical_studies/RO6867461/CDT70122/share/ACE_pool_DME_CSR_Final/prod/program/t_eff_resp.sas
Output: root/clinical_studies/RO6867461/CDT70122/share/ACE_pool_DME_CSR_Final/prod/output_bc/t_eff_resp_sg_str_QSBDP4I_W56_PREST_ITBC_OCTNOV2021_DME.xls
26MAR2022 19:28

POPULATION: Intent-to-Treat Population B vs. C
ENDPOINT: Proportion of Patients with a >=4-point improvement from baseline in NEI VFQ-25 Vision Specific Dependency subscale throughout the Entire Study
MODEL: Stratified Analysis by Study, Baseline BCVA ETDRS letter score, Prior IVT anti-VEGF therapy, Geographic region (combined)
STUDY: GR40349 & GR40398
Dichotomous Analysis (Efficacy)

		Faricimab (PTI) (N=632)				Aflibercept (N=627)				Faricimab (PTI) vs. Aflibercept																Aflibercept vs. Faricimab (PTI)				
		Patients		Patients with Event		Patients		Patients with Event		Odds Ratio										Absolute Risk Difference				Relative Risk										Relative Risk				
Name	Level	n	%	n	%	n	%	n	%	Odds Ratio		Convergence Reason	95% Lower CL	95% Upper CL	Absolute Risk		Convergence Reason	95% Lower CL	95% Upper CL	Relative Risk		Convergence Reason	95% Lower CL	95% Upper CL	p-value (Cochran Mantel-Haenszel)	Interaction Test p-value (likelihood ratio)	Relative Risk		Convergence Reason	95% Lower CL	95% Upper CL
All	n/a	632	100,0	294	46,5	626	99,8	264	42,2	1,20		Convergence criterion (GCONV=1E-8) satisfied.	0,96	1,50	0,044		Algorithm converged.	-0,010	0,098	1,09		Algorithm converged.	0,97	1,23	0,1128		0,91		Algorithm converged.	0,81	1,03
Study	Rhine	319	50,5	149	46,7	315	50,2	122	38,7	1,40		Convergence criterion (GCONV=1E-8) satisfied.	1,02	1,93	0,080		Algorithm converged.	0,004	0,155	1,22		Algorithm converged.	1,02	1,46	0,0384	0,1029	0,82		Algorithm converged.	0,69	0,98
	Yosemite	313	49,5	145	46,3	311	49,6	142	45,7	1,03		Convergence criterion (GCONV=1E-8) satisfied.	0,75	1,41	0,008		Algorithm converged.	-0,069	0,084	1,00		Algorithm converged.	0,85	1,17	0,8683		1,00		Algorithm converged.	0,85	1,18

Test for interaction based on RR (Log-binomial regression)
* indicates convergence problem. Result is uninterpretable.
Only patients with at least one value are used for analysis. For stratification Asia and rest of the world regions are combined due to a small number of enrolled patients. The stratification factor is excluded if it is the subgroup. OR is computed by stratified analysis, RR and ARD by adjusted analysis.
Early Termination (ET) visit was mapped to closest regular visit.
Treatment policy strategy was applied to non-COVID-19 related and hypothetical strategy was applied to COVID-19 related intercurrent events. COVID-19 related intercurrent events are: Disc. of Treatment due to COVID-19, Prohibited Treatment/Therapy due to COVID-19, Missed Dose at Week 88,92 or 96 due to COVID-19 and COVID-19 Death.
Clinical cut-off: YOSEMITE 01NOV2021 and RHINE 28OCT2021

Program: root/clinical_studies/RO6867461/CDT70122/share/ACE_pool_DME_CSR_Final/prod/program/t_eff_resp.sas
Output: root/clinical_studies/RO6867461/CDT70122/share/ACE_pool_DME_CSR_Final/prod/output_bc/t_eff_resp_str_QSBDP4I_PREST_ITBC_OCTNOV2021_DME.xls
27MAR2022 3:47

POPULATION: Intent-to-Treat Population B vs. C
ENDPOINT: Proportion of Patients with a >=4-point improvement from baseline in NEI VFQ-25 Vision Specific Dependency subscale throughout the Entire Study
MODEL: Adjusted Analysis by Study, Baseline BCVA ETDRS letter score, Prior IVT anti-VEGF therapy, Geographic region
STUDY: GR40349 & GR40398
Forest Plot of Relative Risk

Study	Total n	Aflibercept (N=627) n	Aflibercept (N=627) n Responder	Faricimab (PTI) (N=632) n	Faricimab (PTI) (N=632) n Responder	Relative Risk	95% CI
All Patients	1258	626	264	632	294	1.09	(0.97, 1.23)
Study							
Rhine	634	315	122	319	149	1.22	(1.02, 1.46)
Yosemite	624	311	142	313	145	1.00	(0.85, 1.17)

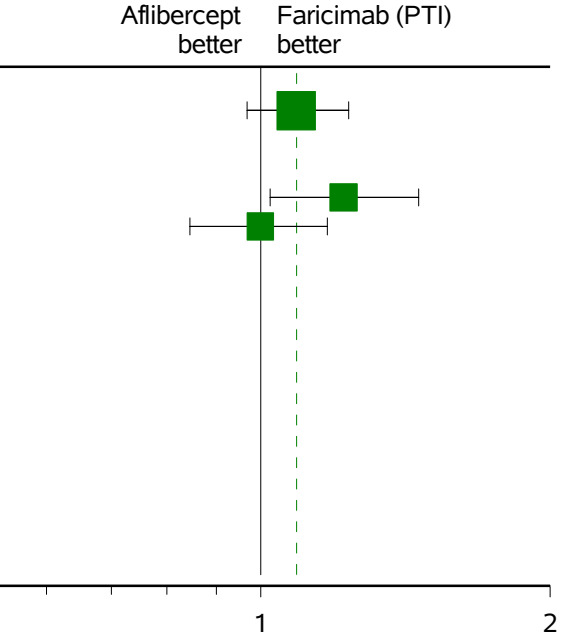

Only patients with at least one value are used for analysis. For adjustment Asia and rest of the world regions are combined due to a small number of enrolled patients.
The adjustment factor is excluded if it is the subgroup.
Early Termination (ET) visit was mapped to closest regular visit.
Treatment policy strategy was applied to non-COVID-19 related and hypothetical strategy was applied to COVID-19 related intercurrent events. COVID-19 related intercurrent events are:
Disc. of Treatment due to COVID-19, Prohibited Treatment/Therapy due to COVID-19, Missed Dose at Week 88,92 or 96 due to COVID-19 and COVID-19 Death.
Clinical cut-off: YOSEMITE 01NOV2021 and RHINE 28OCT2021
Program: root/clinical_studies/RO6867461/CDT70122/share/ACE_pool_DME_Base/prod/program/g_forest_rr.sas
Output: root/clinical_studies/RO6867461/CDT70122/share/ACE_pool_DME_CSR_Final/prod/output_bc/g_forest_rr_str_QSBDP4I_PREST_ITBC_OCTNOV2021_DME.pdf 06OCT2022 18:05

POPULATION: Intent-to-Treat Population B vs. C
ENDPOINT: Proportion of Patients with a >=4-point improvement from baseline in NEI VFQ-25 Vision Specific Dependency subscale throughout the Entire Study
MODEL: Stratified Analysis by Study, Baseline BCVA ETDRS letter score, Prior IVT anti-VEGF therapy, Geographic region
STUDY: GR40349 & GR40398
Forest Plot of Odds Ratio

Study	Total n	Aflibercept (N=627) n	Aflibercept (N=627) n Responder	Faricimab (PTI) (N=632) n	Faricimab (PTI) (N=632) n Responder	Odds Ratio	95% CI
All Patients	1258	626	264	632	294	1.20	(0.96, 1.50)
Study							
Rhine	634	315	122	319	149	1.40	(1.02, 1.93)
Yosemite	624	311	142	313	145	1.03	(0.75, 1.41)

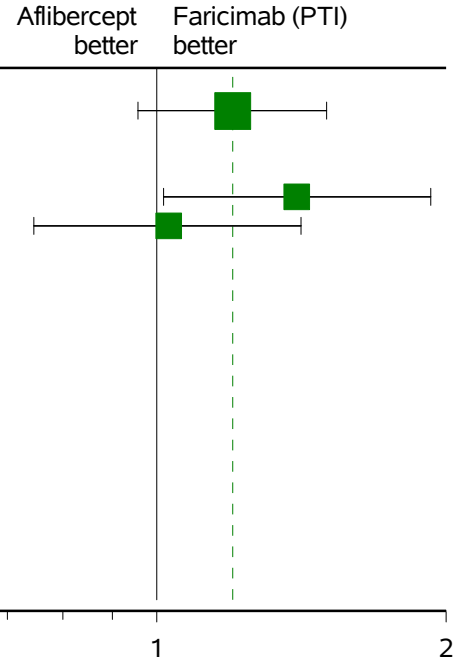

Only patients with at least one value are used for analysis. For stratification Asia and rest of the world regions are combined due to a small number of enrolled patients.
Early Termination (ET) visit was mapped to closest regular visit.
Treatment policy strategy was applied to non-COVID-19 related and hypothetical strategy was applied to COVID-19 related intercurrent events. COVID-19 related intercurrent events are:
Disc. of Treatment due to COVID-19, Prohibited Treatment/Therapy due to COVID-19, Missed Dose at Week 88,92 or 96 due to COVID-19 and COVID-19 Death.
Clinical cut-off: YOSEMITE 01NOV2021 and RHINE 28OCT2021
Program: root/clinical_studies/RO6867461/CDT70122/share/ACE_pool_DME_Base/prod/program/g_forest_or.sas
Output: root/clinical_studies/RO6867461/CDT70122/share/ACE_pool_DME_CSR_Final/prod/output_bc/g_forest_or_str_QSBDP4I_PREST_ITBC_OCTNOV2021_DME.pdf 30SEP2022 12:48

POPULATION: Intent-to-Treat Population B vs. C
ENDPOINT: Proportion of Patients with a >=4-point improvement from baseline in NEI VFQ-25 Vision Specific Dependency subscale throughout the Entire Study
MODEL: Stratified Analysis by Study, Baseline BCVA ETDRS letter score, Prior IVT anti-VEGF therapy, Geographic region (combined)
STUDY: GR40349 & GR40398
Dichotomous Analysis by Subgroups (Efficacy)

		Faricimab (PTI) (N=632)				Aflibercept (N=627)				Faricimab (PTI) vs. Aflibercept														Aflibercept vs. Faricimab (PTI)					
		Patients		Patients with Event		Patients		Patients with Event		Odds Ratio				Absolute Risk Difference				Relative Risk						Relative Risk					
Name	Level	n	%	n	%	n	%	n	%	Odds Ratio	Convergence Reason	95% Lower CL	95% Upper CL	Absolute Risk	Convergence Reason	95% Lower CL	95% Upper CL	Relative Risk	Convergence Reason	95% Lower CL	95% Upper CL	p-value (Cochran-Mantel Haenszel)	p-value (likelihood ratio)	Relative Risk	Convergence Reason	95% Lower CL	95% Upper CL
All	n/a	632	100,0	294	46,5	626	99,8	264	42,2	1,20	Convergence criterion (GCONV=1E-8) satisfied.	0,98	1,50	0,044	Algorithm converged.	-0,010	0,098	1,09	Algorithm converged.	0,97	1,23	0,1128		0,91	Algorithm converged.	0,81	1,03
Sex	Male	396	62,7	168	42,4	366	58,1	148	40,7	1,07	Convergence criterion (GCONV=1E-8) satisfied.	0,80	1,44	0,017	Algorithm converged.	-0,051	0,086	1,02	Algorithm converged.	0,87	1,21	0,6508	0,2220	0,98	Algorithm converged.	0,83	1,15
	Female	236	37,3	126	53,4	262	41,8	116	44,3	1,40	Convergence criterion (GCONV=1E-8) satisfied.	0,99	2,00	0,091	Algorithm converged.	0,004	0,178	1,20	Algorithm converged.	1,00	1,43	0,0601		0,83	Algorithm converged.	0,70	1,00
Age	< 65 years	352	55,7	157	44,6	363	57,9	148	40,8	1,26	Convergence criterion (GCONV=1E-8) satisfied.	0,93	1,71	0,052	Algorithm converged.	-0,018	0,123	1,11	Algorithm converged.	0,95	1,32	0,1363	0,8578	0,89	Algorithm converged.	0,76	1,05
	>= 65 years	280	44,3	137	48,9	263	41,9	116	44,1	1,18	Convergence criterion (GCONV=1E-8) satisfied.	0,83	1,66	0,043	Algorithm converged.	-0,040	0,126	1,09	Algorithm converged.	0,91	1,30	0,3539		0,92	Algorithm converged.	0,77	1,10
Age	< 75 years	577	91,3	265	45,9	571	91,1	239	41,9	1,19	Convergence criterion (GCONV=1E-8) satisfied.	0,94	1,51	0,042	Algorithm converged.	-0,014	0,099	1,08	Algorithm converged.	0,96	1,24	0,1417	0,9619	0,92	Algorithm converged.	0,81	1,04
	>= 75 years	55	8,7	29	52,7	55	8,8	25	45,5	1,03	Convergence criterion (GCONV=1E-8) satisfied.	0,47	2,26	0,082	Algorithm converged.	-0,100	0,264	1,26	Algorithm converged.	0,84	1,89	0,9436		0,79	Algorithm converged.	0,53	1,19
Baseline BCVA ETDRS letter score	< 64 letters	281	44,5	156	55,5	284	45,3	153	53,9	1,08	Convergence criterion (GCONV=1E-8) satisfied.	0,77	1,50	0,016	Algorithm converged.	-0,066	0,098	1,02	Algorithm converged.	0,88	1,19	0,6610	0,1729	0,98	Algorithm converged.	0,84	1,13
	>= 64 letters	349	55,2	138	39,5	342	54,5	111	32,5	1,35	Convergence criterion (GCONV=1E-8) satisfied.	0,99	1,85	0,069	Algorithm converged.	-0,003	0,139	1,23	Algorithm converged.	1,00	1,50	0,0563		0,82	Algorithm converged.	0,67	1,00
	Missing	2	0,3	0	0,0	0	0,0	0	0,0	NE		NE	NE	NE	NE	NE	NE	NE	NE	NE	NE	NE		NE	NE	NE	NE
Geographic region	Europe	219	34,7	99	45,2	219	34,9	90	41,1	1,16	Convergence criterion (GCONV=1E-8) satisfied.	0,79	1,70	0,041	Algorithm converged.	-0,051	0,132	1,07	Algorithm converged.	0,87	1,33	0,4437	0,8902	0,93	Algorithm converged.	0,75	1,16
	America	344	54,4	163	47,4	339	54,1	143	42,2	1,24	Convergence criterion (GCONV=1E-8) satisfied.	0,91	1,68	0,050	Algorithm converged.	-0,023	0,123	1,12	Algorithm converged.	0,95	1,32	0,1713		0,89	Algorithm converged.	0,76	1,05
	Asia Pacific (inc. Australia)	69	10,9	32	46,4	68	10,8	31	45,6	1,12	Convergence criterion (GCONV=1E-8) satisfied.	0,56	2,23	0,031	Algorithm converged.	-0,132	0,194	1,06	Algorithm converged.	0,76	1,50	0,7512		0,94	Algorithm converged.	0,67	1,32
Race/ethnicity	White	489	77,4	229	46,8	505	80,5	216	42,8	1,17	Convergence criterion (GCONV=1E-8) satisfied.	0,91	1,51	0,041	Algorithm converged.	-0,019	0,102	1,08	Algorithm converged.	0,94	1,23	0,2205	0,8334	0,93	Algorithm converged.	0,81	1,06
	Asian	62	9,8	29	46,8	59	9,4	25	42,4	1,13	Convergence criterion (GCONV=1E-8) satisfied.	0,53	2,41	0,026	Algorithm converged.	-0,147	0,198	1,10	Algorithm converged.	0,76	1,60	0,7529		0,91	Algorithm converged.	0,63	1,32
	Other	55	8,7	23	41,8	47	7,5	16	34,0	1,46	Convergence criterion (GCONV=1E-8) satisfied.	0,59	3,64	0,085	Algorithm converged.	-0,101	0,270	*	WARNING: The relative Hessian convergence criterion of 0.0211605182 is greater than the limit of 0.0001. The convergence is questionable.					*	WARNING: The relative Hessian convergence criterion of 0.0211605182 is greater than the limit of 0.0001. The convergence is questionable.		
	Unknown	26	4,1	13	50,0	15	2,4	7	46,7	0,97	Convergence criterion (GCONV=1E-8) satisfied.	0,21	4,53	0,013	Algorithm converged.	-0,314	0,340	*	WARNING: The relative Hessian convergence criterion of 0.075096352 is greater than the limit of 0.0001. The convergence is questionable.					*	WARNING: The relative Hessian convergence criterion of 0.075096352 is greater than the limit of 0.0001. The convergence is questionable.		
Baseline HbA1c	<=8%	404	63,9	195	48,3	399	63,6	169	42,4	1,28	Convergence criterion (GCONV=1E-8) satisfied.	0,98	1,70	0,068	Algorithm converged.	-0,009	0,126	1,12	Algorithm converged.	0,96	1,29	0,0869	0,7622	0,90	Algorithm converged.	0,77	1,04
	>8%	221	35,0	96	43,4	222	35,4	91	41,0	1,12	Convergence criterion (GCONV=1E-8) satisfied.	0,76	1,64	0,027	Algorithm converged.	-0,063	0,117	1,08	Algorithm converged.	0,88	1,34	0,5748		0,92	Algorithm converged.	0,74	1,14
	Missing	7	1,1	3	42,9	5	0,8	4	80,0		* NE				* ERROR: The mean parameter is either invalid or at a limit of its range for some observations.				* WARNING: Negative of Hessian not positive definite.						* WARNING: Negative of Hessian not positive definite.		
Prior IVT anti-VEGF therapy	Yes	133	21,0	73	54,9	137	21,9	55	40,1	1,82	Convergence criterion (GCONV=1E-8) satisfied.	1,13	2,94	0,150	Algorithm converged.	0,033	0,267	1,35	Algorithm converged.	1,05	1,75	0,0142	0,0684	0,74	Algorithm converged.	0,57	0,95
	No	499	79,0	221	44,3	489	78,0	209	42,7	1,06	Convergence criterion (GCONV=1E-8) satisfied.	0,82	1,37	0,014	Algorithm converged.	-0,046	0,075	1,02	Algorithm converged.	0,89	1,17	0,6386		0,98	Algorithm converged.	0,83	1,12
Baseline DR severity	<47	365	57,8	153	41,9	361	57,6	137	38,0	1,15	Convergence criterion (GCONV=1E-8) satisfied.	0,85	1,55	0,036	Algorithm converged.	-0,036	0,104	1,07	Algorithm converged.	0,90	1,28	0,3724	0,8346	0,93	Algorithm converged.	0,78	1,11
	47 - 53	198	31,3	103	52,0	208	33,2	94	45,2	1,35	Convergence criterion (GCONV=1E-8) satisfied.	0,90	2,02	0,078	Algorithm converged.	-0,016	0,173	1,16	Algorithm converged.	0,96	1,41	0,1436		0,86	Algorithm converged.	0,71	1,04
	>53	58	9,2	34	58,6	38	6,1	27	71,1	0,70	Convergence criterion (GCONV=1E-8) satisfied.	0,28	1,76	-0,001	Algorithm converged.	-0,216	0,213	*	WARNING: The relative Hessian convergence criterion of 0.005137239 is greater than the limit of 0.0001. The convergence is questionable.					*	WARNING: The relative Hessian convergence criterion of 0.005137239 is greater than the limit of 0.0001. The convergence is questionable.		
	Missing	11	1,7	4	36,4	19	3,0	6	31,6	1,69	Convergence criterion (GCONV=1E-8) satisfied.	0,17	16,56	*	WARNING: The relative Hessian convergence criterion of 0.024449556 is greater than the limit of 0.0001. The convergence is questionable.			*	WARNING: The relative Hessian convergence criterion of 0.0583100534 is greater than the limit of 0.0001. The convergence is questionable.				*	WARNING: The relative Hessian convergence criterion of 0.0583100534 is greater than the limit of 0.0001. The convergence is questionable.		
Baseline DR severity	<=53	563	89,1	256	45,5	569	90,7	231	40,6	1,21	Convergence criterion (GCONV=1E-8) satisfied.	0,96	1,54	0,047	Algorithm converged.	-0,010	0,103	1,10	Algorithm converged.	0,96	1,25	0,1118	0,9317	0,91	Algorithm converged.	0,80	1,04
	>53	58	9,2	34	58,6	38	6,1	27	71,1	0,70	Convergence criterion (GCONV=1E-8) satisfied.	0,28	1,76	-0,001	Algorithm converged.	-0,216	0,213	*	WARNING: The relative Hessian convergence criterion of 0.005137239 is greater than the limit of 0.0001. The convergence is questionable.					*	WARNING: The relative Hessian convergence criterion of 0.005137239 is greater than the limit of 0.0001. The convergence is questionable.		
	Missing	11	1,7	4	36,4	19	3,0	6	31,6	1,69	Convergence criterion (GCONV=1E-8) satisfied.	0,17	16,56	*	WARNING: The relative Hessian convergence criterion of 0.024449556 is greater than the limit of 0.0001. The convergence is questionable.			*	WARNING: The relative Hessian convergence criterion of 0.0583100534 is greater than the limit of 0.0001. The convergence is questionable.				*	WARNING: The relative Hessian convergence criterion of 0.0583100534 is greater than the limit of 0.0001. The convergence is questionable.		
Medical history: renal disease	Yes	63	10,0	29	46,0	45	7,2	12	26,7	1,99	Convergence criterion (GCONV=1E-8) satisfied.	0,84	4,67	0,158	Algorithm converged.	-0,027	0,342	1,63	Algorithm converged.	0,94	2,82	0,1118	0,1395	0,61	Algorithm converged.	0,36	1,06
	No	569	90,0	265	46,6	581	92,7	252	43,4	1,16	Convergence criterion (GCONV=1E-8) satisfied.	0,91	1,46	0,034	Algorithm converged.	-0,022	0,091	1,07	Algorithm converged.	0,95	1,21	0,2252		0,92	Algorithm converged.	0,82	1,06
Medical history: cardiac disease	Yes	511	80,9	243	47,6	498	79,4	203	40,8	1,29	Convergence criterion (GCONV=1E-8) satisfied.	1,00	1,66	0,064	Algorithm converged.	0,004	0,124	1,14	Algorithm converged.	0,99	1,39	0,0467	0,2192	0,88	Algorithm converged.	0,77	1,01
	No	121	19,1	51	42,1	128	20,4	61	47,7	0,83	Convergence criterion (GCONV=1E-8) satisfied.	0,48	1,42	-0,028	Algorithm converged.	-0,148	0,092	0,94	Algorithm converged.	0,72	1,22	0,4914		1,07	Algorithm converged.	0,82	1,39
Medical history: vascular disease	Yes	92	14,6	56	60,9	98	15,6	48	49,0	1,83	Convergence criterion (GCONV=1E-8) satisfied.	1,00	3,37	0,136	Algorithm converged.	-0,002	0,275	1,27	Algorithm converged.	0,98	1,64	0,0491	0,2993	0,79	Algorithm converged.	0,61	1,02
	No	540	85,4	238	44,1	528	84,2	216	40,9	1,15	Convergence criterion (GCONV=1E-8) satisfied.	0,90	1,47	0,030	Algorithm converged.	-0,028	0,089	1,07	Algorithm converged.	0,93	1,22	0,2795		0,94	Algorithm converged.	0,82	1,07
Study	Rhine	319	50,5	149	46,7	315	50,2	122	38,7	1,40	Convergence criterion (GCONV=1E-8) satisfied.	1,02	1,93	0,080	Algorithm converged.	0,004	0,155	1,22	Algorithm converged.	1,02	1,46	0,0384	0,1029	0,82	Algorithm converged.	0,69	0,98
	Yosemite	313	49,5	145	46,3	311	49,8	142	45,7	1,03	Convergence criterion (GCONV=1E-8) satisfied.	0,75	1,41	0,008	Algorithm converged.	-0,069	0,084	1,00	Algorithm converged.	0,85	1,17	0,8683		1,00	Algorithm converged.	0,83	1,18

Test for interaction based on RR (Log-binomial regression)
* indicates convergence problem. Result is uninterpretable.
Only patients with at least one value are used for analysis. For stratification Asia and rest of the world regions are combined due to a small number of enrolled patients. The stratification factor is excluded if it is the subgroup. OR is computed by stratified analysis, RR and ARD by adjusted analysis.
Early Termination (ET) visit was mapped to closest regular visit.
Treatment policy strategy was applied to non-COVID-19 related and hypothetical strategy was applied to COVID-19 related intercurrent events. COVID-19 related intercurrent events are: Disc. of Treatment due to COVID-19, Prohibited Treatment/Therapy due to COVID-19, Missed Dose at Week 88,92 or 96 due to COVID-19 and COVID-19 Death.
Clinical cut-off: YOSEMITE 01NOV2021 and RHINE 28OCT2021

Program: root/clinical_studies/RO6867461/CDT70122/share/ACE_pool_DME_CSR_Final/prod/program/t_eff_resp.sas
Output: root/clinical_studies/RO6867461/CDT70122/share/ACE_pool_DME_CSR_Final/prod/output_bc/t_eff_resp_ag_str_QSBDP4I_PREST_ITBC_OCTNOV2021_DME.xls
26MAR2022 19:36

POPULATION: Intent-to-Treat Population B vs. C
ENDPOINT: NEI VFQ-25 Driving subscale throughout the Entire Study
STUDY: GR40349 & GR40398
All; n/a (N=1259)

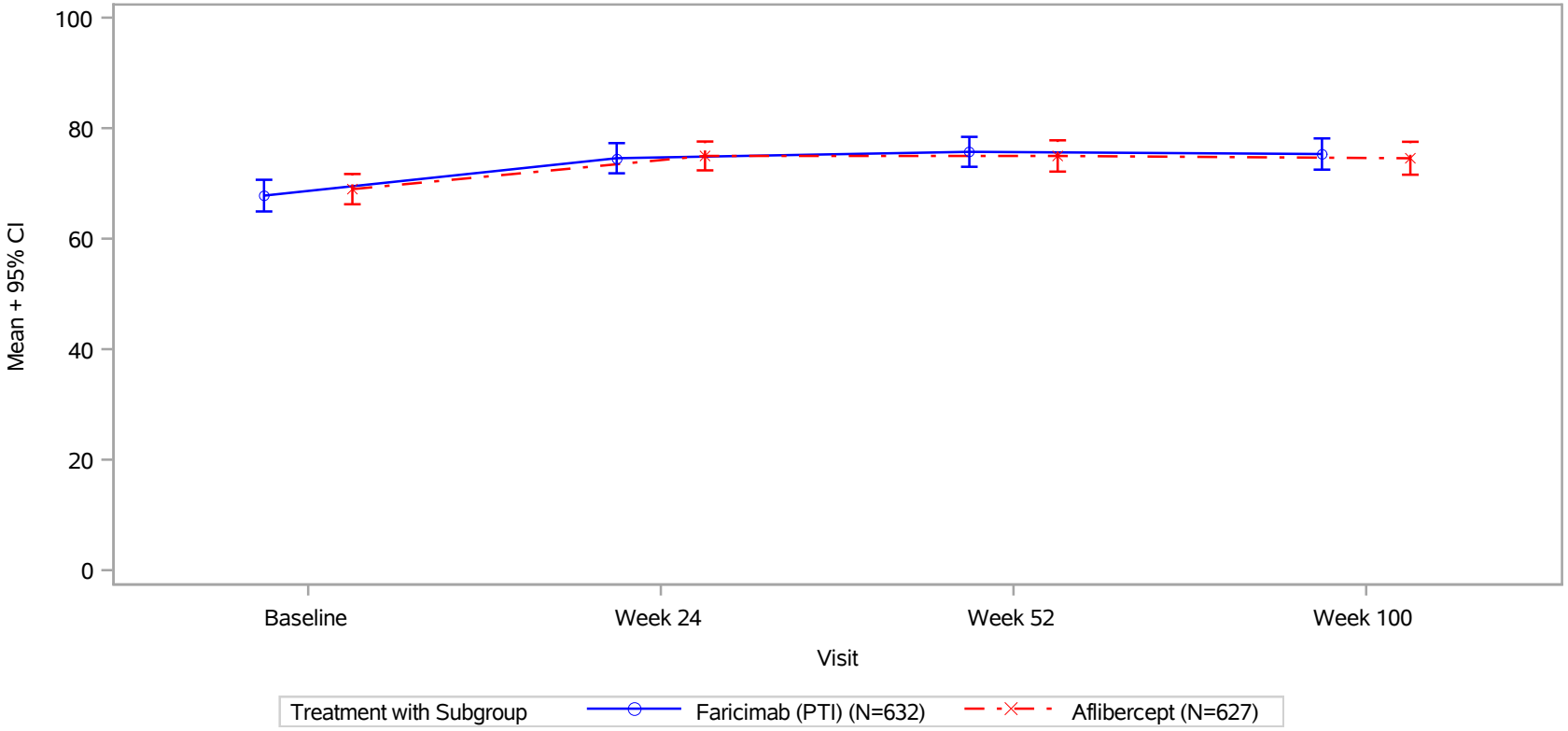

Early Termination (ET) visit was mapped to closest regular visit.
Treatment policy strategy was applied to non-COVID-19 related and hypothetical strategy was applied to COVID-19 related intercurrent events.
COVID-19 related intercurrent events are: Disc. of Treatment due to COVID-19, Prohibited Treatment/Therapy due to COVID-19, Missed Dose at Week 88,92 or 96 due to COVID-19 and COVID-19 Death.
Clinical cut-off: YOSEMITE 01NOV2021 and RHINE 28OCT2021

Program: ..al_studies/RO6867461/CDT70122/share/ACE_pool_DME_Base/prod/program/g_mean_plot.sas
Output: ..E_pool_DME_CSR_Final/prod/output_bc/g_mean_plot_QSBDR_PREST_ITBC_OCTNOV2021_DME.pdf
25MAR2022 21:48

POPULATION: Intent-to-Treat Population B vs. C
ENDPOINT: NEI VFQ-25 Driving subscale throughout the Entire Study
STUDY: GR40349 & GR40398
Study; Rhine (N=634)

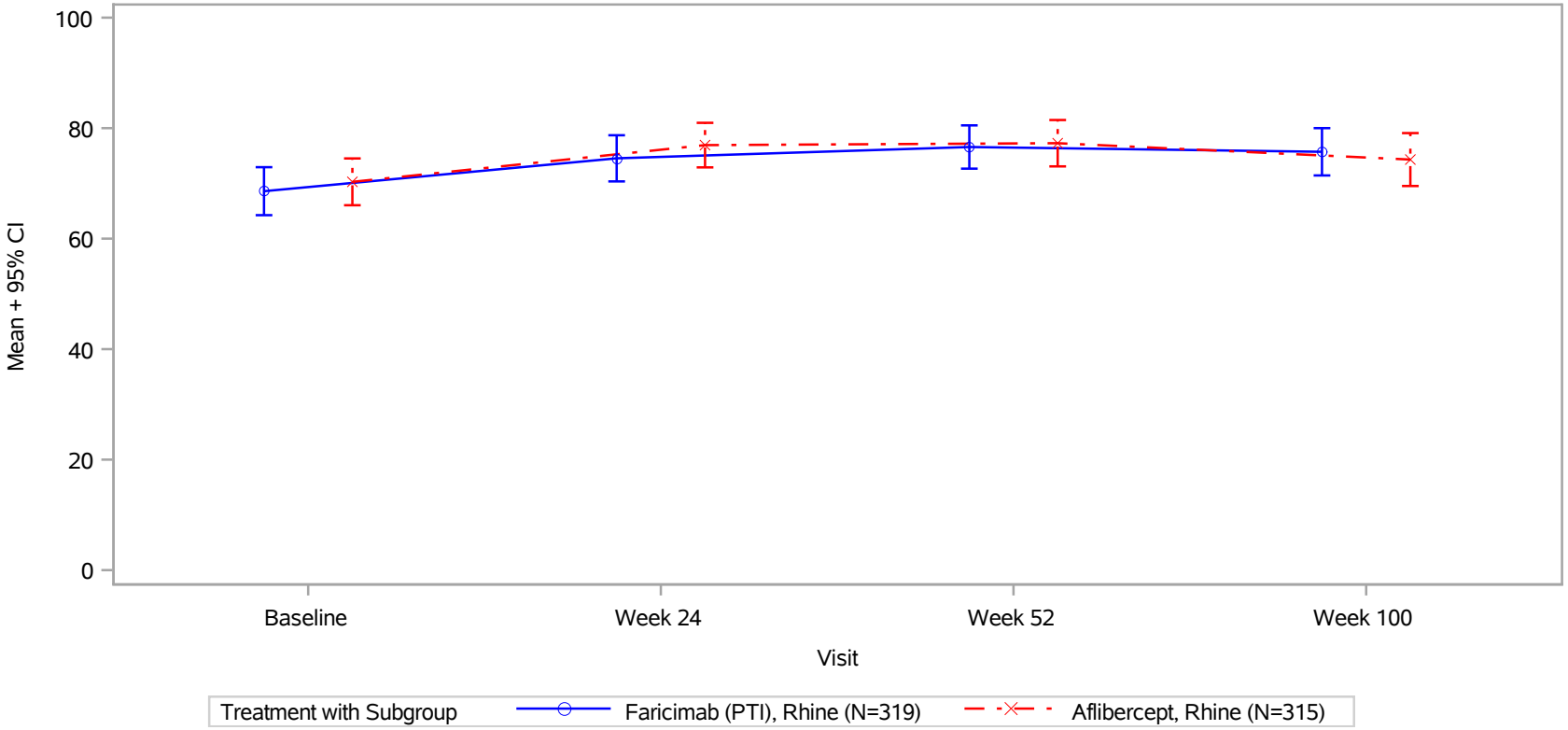

Early Termination (ET) visit was mapped to closest regular visit.
Treatment policy strategy was applied to non-COVID-19 related and hypothetical strategy was applied to COVID-19 related intercurrent events.
COVID-19 related intercurrent events are: Disc. of Treatment due to COVID-19, Prohibited Treatment/Therapy due to COVID-19, Missed Dose at Week 88,92 or 96 due to COVID-19 and COVID-19 Death.
Clinical cut-off: YOSEMITE 01NOV2021 and RHINE 28OCT2021

Program: ..al_studies/RO6867461/CDT70122/share/ACE_pool_DME_Base/prod/program/g_mean_plot.sas
Output: ..E_pool_DME_CSR_Final/prod/output_bc/g_mean_plot_QSBDR_PREST_ITBC_OCTNOV2021_DME.pdf
25MAR2022 21:48

POPULATION: Intent-to-Treat Population B vs. C
ENDPOINT: NEI VFQ-25 Driving subscale throughout the Entire Study
STUDY: GR40349 & GR40398
Study; Yosemite (N=625)

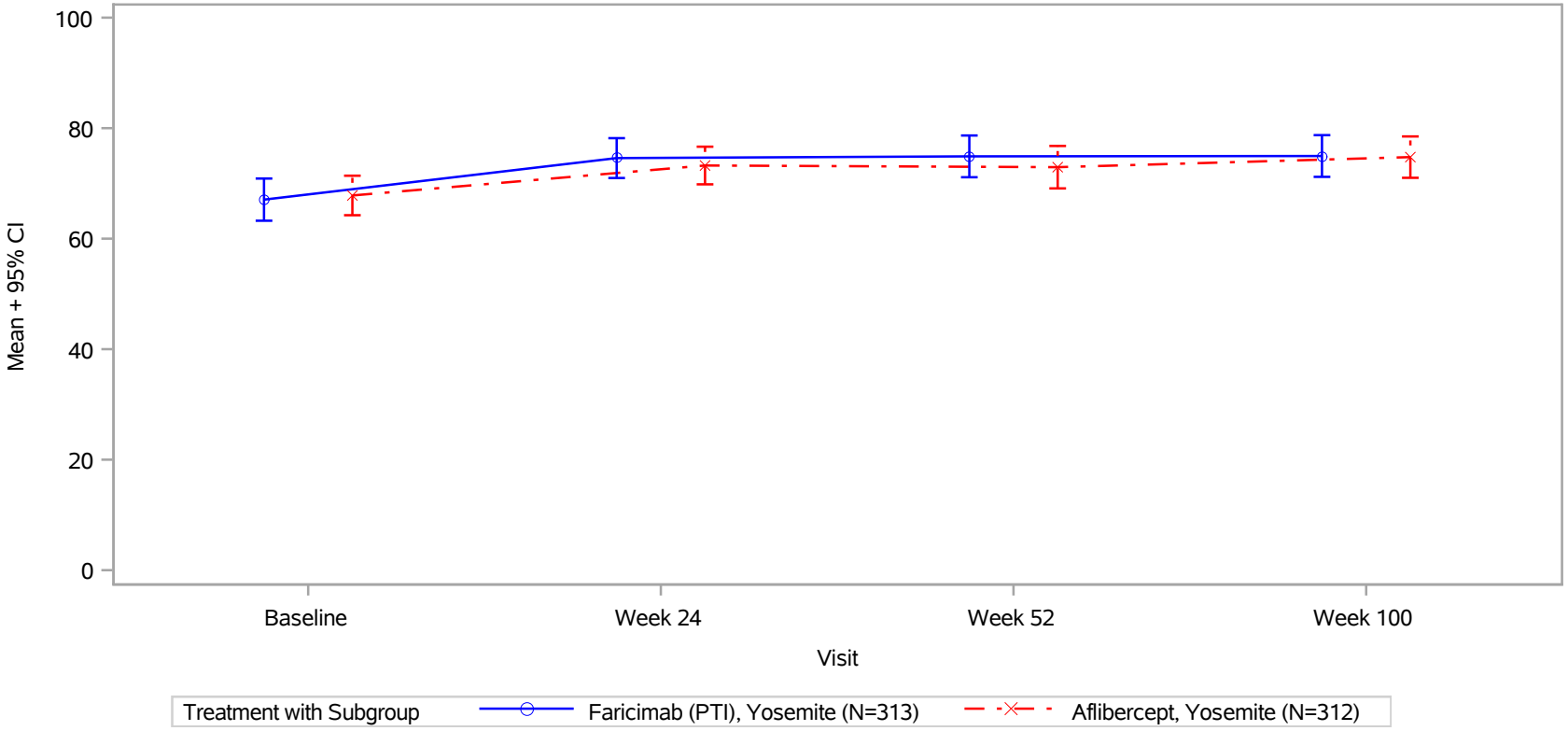

Early Termination (ET) visit was mapped to closest regular visit.
Treatment policy strategy was applied to non-COVID-19 related and hypothetical strategy was applied to COVID-19 related intercurrent events.
COVID-19 related intercurrent events are: Disc. of Treatment due to COVID-19, Prohibited Treatment/Therapy due to COVID-19, Missed Dose at Week 88,92 or 96 due to COVID-19 and COVID-19 Death.
Clinical cut-off: YOSEMITE 01NOV2021 and RHINE 28OCT2021

Program: ..al_studies/RO6867461/CDT70122/share/ACE_pool_DME_Base/prod/program/g_mean_plot.sas
Output: ..E_pool_DME_CSR_Final/prod/output_bc/g_mean_plot_QSBDR_PREST_ITBC_OCTNOV2021_DME.pdf
25MAR2022 21:48

POPULATION: Intent-to-Treat Population B vs. C
ENDPOINT: NEI VFQ-25 Driving subscale throughout the Entire Study
MODEL: --
STUDY: GR40349 & GR40398
Compliance/Mean

		Faricimab (PTI) (N=632)						Aflibercept (N=627)					
		Patients				Statistics		Patients				Statistics	
Name Visit	Level	in study[1]	%	with value[1]	%	Mean[2]	SD(Mean)	in study[1]	%	with value[1]	%	Mean[2]	SD(Mean)
All													
Baseline	n/a	632	100,0	438	69,3	67,79	30,52	627	100,0	454	72,4	68,96	29,67
Week 24	n/a	632	100,0	418	66,1	74,56	28,40	625	99,7	428	68,5	74,97	27,49
Week 52	n/a	609	96,4	379	62,2	75,71	26,82	603	96,2	376	62,4	74,97	27,90
Week 100	n/a	579	91,6	379	65,5	75,32	27,99	569	90,7	353	62,0	74,55	28,47
Study													
Baseline	Rhine	319	100,0	208	65,2	68,59	31,78	315	100,0	211	67,0	70,28	31,20
Week 24	Rhine	319	100,0	198	62,1	74,54	29,80	314	99,7	201	64,0	76,93	28,99
Week 52	Rhine	312	97,8	184	59,0	76,59	26,94	304	96,5	176	57,9	77,27	28,21
Week 100	Rhine	301	94,4	180	59,8	75,72	29,11	287	91,1	164	57,1	74,31	31,07
Baseline	Yosemite	313	100,0	230	73,5	67,07	29,39	312	100,0	243	77,9	67,82	28,29
Week 24	Yosemite	313	100,0	220	70,3	74,58	27,15	311	99,7	227	73,0	73,24	26,03
Week 52	Yosemite	297	94,9	195	65,7	74,89	26,74	299	95,8	200	66,9	72,94	27,55
Week 100	Yosemite	278	88,8	199	71,6	74,96	27,00	282	90,4	189	67,0	74,76	26,09

[1] in study: number of subjects in study at respective visit; % based on baseline
with value: number of subjects in study and with value at respective visit - used for the calculation of the mean and SD; % based on patients in study at respective visit
[2] mean: descriptive statistics - absolute values
Treatment policy strategy was applied to non-COVID-19 related and hypothetical strategy was applied to COVID-19 related intercurrent events.
COVID-19 related intercurrent events are: Disc. of Treatment due to COVID-19, Prohibited Treatment/Therapy due to COVID-19, Missed Dose at Week 88,92 or 96 due to COVID-19 and COVID-19 Death.
Early Termination (ET) visit was mapped to closest regular visit. Clinical cut-off: YOSEMITE 01NOV2021 and RHINE 28OCT2021

Program: root/clinical_studies/RO6867461/CDT70122/share/ACE_pool_DME_Base/prod/program/t_eff_mean.sas
Output: root/clinical_studies/RO6867461/CDT70122/share/ACE_pool_DME_CSR_Final/prod/output_bc/t_eff_mean_QSBDR_PREST_ITBC_OCTNOV2021_DME.xls
25MAR2022 19:40

POPULATION: Intent-to-Treat Population B vs. C
ENDPOINT: NEI VFQ-25 Driving subscale throughout the Entire Study
STUDY: GR40349 & GR40398
Forest Plot of Mean Difference
Baseline

Study	Total n (with value)	Aflibercept (N=627) n (with value)	Aflibercept (N=627) Mean	Faricimab (PTI) (N=632) n (with value)	Faricimab (PTI) (N=632) Mean	Mean Difference	95% CI
All Patients	892	454	69.0	438	67.8	-1.2	(-5.1, 2.8)
Study							
Rhine	419	211	70.3	208	68.6	-1.7	(-7.7, 4.4)
Yosemite	473	243	67.8	230	67.1	-0.8	(-6.0, 4.5)

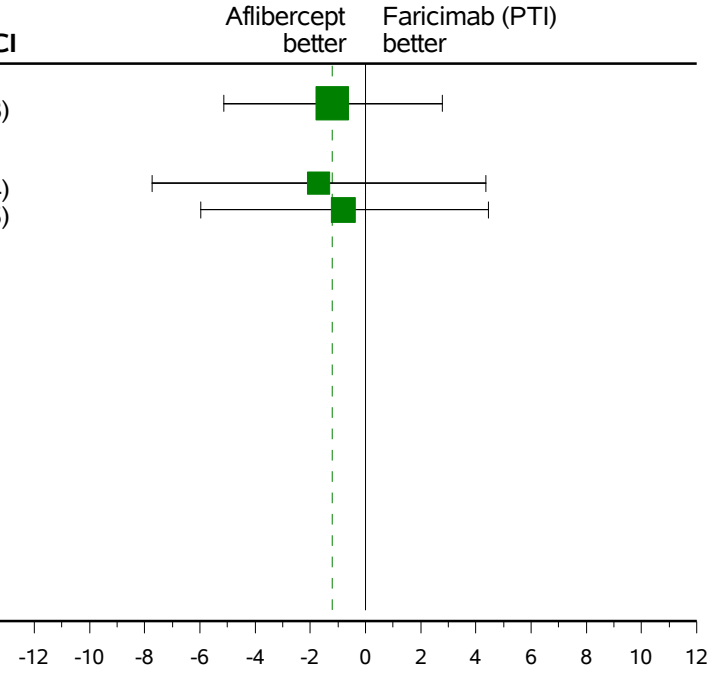

Early Termination (ET) visit was mapped to closest regular visit.
Treatment policy strategy was applied to non-COVID-19 related and hypothetical strategy was applied to COVID-19 related intercurrent events.
COVID-19 related intercurrent events are: Disc. of Treatment due to COVID-19, Prohibited Treatment/Therapy due to COVID-19, Missed Dose at Week 88,92 or 96 due to COVID-19 and COVID-19 Death.
Clinical cut-off: YOSEMITE 01NOV2021 and RHINE 28OCT2021
Program: root/clinical_studies/RO6867461/CDT70122/share/ACE_pool_DME_Base/prod/program/g_forest_md.sas
Output: root/clinical_studies/RO6867461/CDT70122/share/ACE_pool_DME_CSR_Final/prod/output_bc/g_forest_md_QSBDR_PREST_ITBC_OCTNOV2021_DME.pdf 05OCT2022 15:57

POPULATION: Intent-to-Treat Population B vs. C
ENDPOINT: NEI VFQ-25 Driving subscale throughout the Entire Study
STUDY: GR40349 & GR40398
Forest Plot of Mean Difference
Week 24

Study	Total n (with value)	Aflibercept (N=627) n (with value)	Aflibercept (N=627) Mean	Faricimab (PTI) (N=632) n (with value)	Faricimab (PTI) (N=632) Mean	Mean Difference	95% CI
All Patients	846	428	75.0	418	74.6	-0.4	(-4.2, 3.4)
Study							
Rhine	399	201	76.9	198	74.5	-2.4	(-8.2, 3.4)
Yosemite	447	227	73.2	220	74.6	1.3	(-3.6, 6.3)

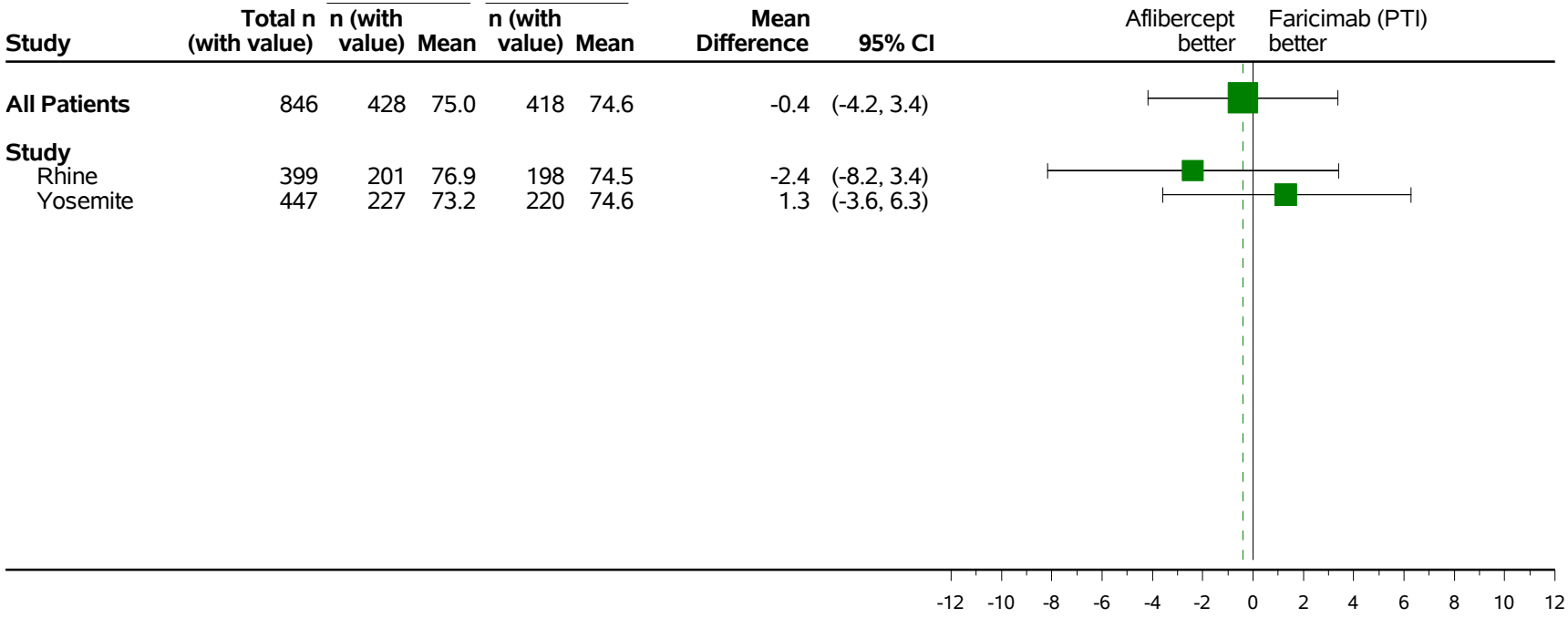

Early Termination (ET) visit was mapped to closest regular visit.
Treatment policy strategy was applied to non-COVID-19 related and hypothetical strategy was applied to COVID-19 related intercurrent events.
COVID-19 related intercurrent events are: Disc. of Treatment due to COVID-19, Prohibited Treatment/Therapy due to COVID-19, Missed Dose at Week 88,92 or 96 due to COVID-19 and COVID-19 Death.
Clinical cut-off: YOSEMITE 01NOV2021 and RHINE 28OCT2021
Program: root/clinical_studies/RO6867461/CDT70122/share/ACE_pool_DME_Base/prod/program/g_forest_md.sas
Output: root/clinical_studies/RO6867461/CDT70122/share/ACE_pool_DME_CSR_Final/prod/output_bc/g_forest_md_QSBDR_PREST_ITBC_OCTNOV2021_DME.pdf 05OCT2022 15:57

POPULATION: Intent-to-Treat Population B vs. C
ENDPOINT: NEI VFQ-25 Driving subscale throughout the Entire Study
STUDY: GR40349 & GR40398
Forest Plot of Mean Difference
Week 52

Study	Total n (with value)	Aflibercept (N=627) n (with value)	Aflibercept (N=627) Mean	Faricimab (PTI) (N=632) n (with value)	Faricimab (PTI) (N=632) Mean	Mean Difference	95% CI
All Patients	755	376	75.0	379	75.7	0.7	(-3.2, 4.7)
Study							
Rhine	360	176	77.3	184	76.6	-0.7	(-6.4, 5.0)
Yosemite	395	200	72.9	195	74.9	2.0	(-3.4, 7.3)

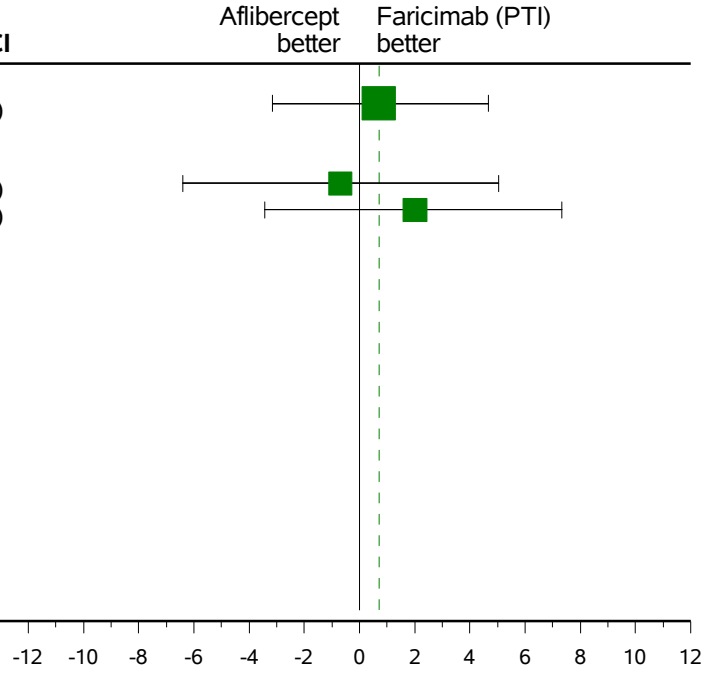

Early Termination (ET) visit was mapped to closest regular visit.
Treatment policy strategy was applied to non-COVID-19 related and hypothetical strategy was applied to COVID-19 related intercurrent events.
COVID-19 related intercurrent events are: Disc. of Treatment due to COVID-19, Prohibited Treatment/Therapy due to COVID-19, Missed Dose at Week 88,92 or 96 due to COVID-19 and COVID-19 Death.
Clinical cut-off: YOSEMITE 01NOV2021 and RHINE 28OCT2021
Program: root/clinical_studies/RO6867461/CDT70122/share/ACE_pool_DME_Base/prod/program/g_forest_md.sas
Output: root/clinical_studies/RO6867461/CDT70122/share/ACE_pool_DME_CSR_Final/prod/output_bc/g_forest_md_QSBDR_PREST_ITBC_OCTNOV2021_DME.pdf 05OCT2022 15:57

POPULATION: Intent-to-Treat Population B vs. C
ENDPOINT: NEI VFQ-25 Driving subscale throughout the Entire Study
STUDY: GR40349 & GR40398
Forest Plot of Mean Difference
Week 100

Study	Total n (with value)	Aflibercept (N=627) n (with value)	Aflibercept (N=627) Mean	Faricimab (PTI) (N=632) n (with value)	Faricimab (PTI) (N=632) Mean	Mean Difference	95% CI
All Patients	732	353	74.6	379	75.3	0.8	(-3.3, 4.9)
Study							
Rhine	344	164	74.3	180	75.7	1.4	(-5.0, 7.8)
Yosemite	388	189	74.8	199	75.0	0.2	(-5.1, 5.5)

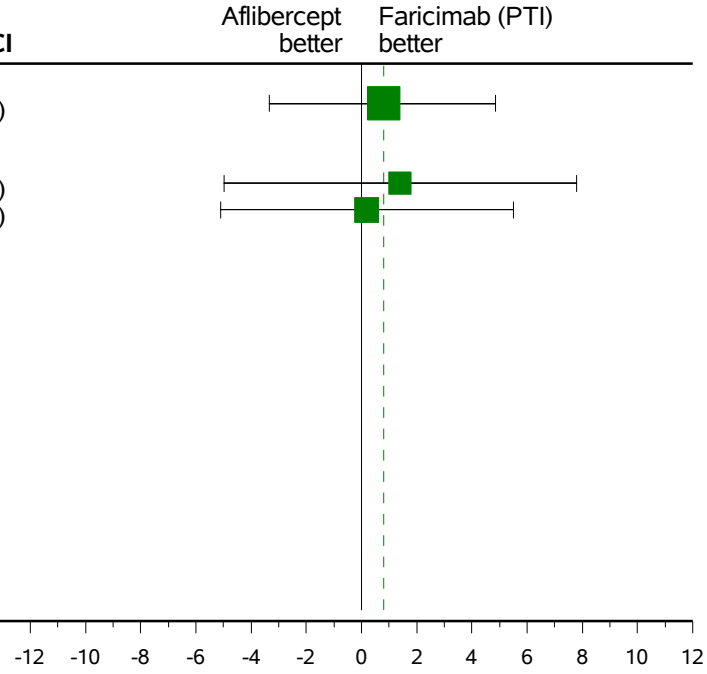

Early Termination (ET) visit was mapped to closest regular visit.
Treatment policy strategy was applied to non-COVID-19 related and hypothetical strategy was applied to COVID-19 related intercurrent events.
COVID-19 related intercurrent events are: Disc. of Treatment due to COVID-19, Prohibited Treatment/Therapy due to COVID-19, Missed Dose at Week 88,92 or 96 due to COVID-19 and COVID-19 Death.
Clinical cut-off: YOSEMITE 01NOV2021 and RHINE 28OCT2021
Program: root/clinical_studies/RO6867461/CDT70122/share/ACE_pool_DME_Base/prod/program/g_forest_md.sas
Output: root/clinical_studies/RO6867461/CDT70122/share/ACE_pool_DME_CSR_Final/prod/output_bc/g_forest_md_QSBDR_PREST_ITBC_OCTNOV2021_DME.pdf 05OCT2022 15:57

POPULATION: Intent-to-Treat Population (results shown for B vs. C)
ENDPOINT: NEI VFQ-25 Driving subscale through Week 56
MODEL: Adjusted Analysis for Study, Baseline BCVA ETDRS letter score, Prior IVT anti-VEGF therapy, Geographic region
STUDY: GR40349 & GR40398
Change from Baseline (Analysis of MMRM)

			Faricimab (PTI) (N=632)					Aflibercept (N=627)					Difference between Treatments (Faricimab (PTI) - Aflibercept)					
			N			Statistics		N			Statistics		Statistics					
Visit	Name	Level	Total	with baseline value	included in analysis[1]	LSMeans[2]	SE (LSMeans)	Total	with baseline value	included in analysis[1]	LSMeans[2]	SE (LSMeans)	LSMeans[3]	SE (LSMeans)	95% CI (LL)	95% CI (UL)	Population	Method
Week 52	All	n/a	609	423	352	5,61	0,96	603	435	358	5,85	0,95	-0,24	1,35	-2,89	2,40	Intent-to-Treat Population	adjusted
	Study	Rhine	312	203	170	5,72	1,32	304	202	165	6,87	1,33	-1,14	1,87	-4,82	2,53	Intent-to-Treat Population	adjusted
		Yosemite	297	220	182	5,47	1,39	299	233	193	5,01	1,35	0,45	1,94	-3,35	4,26	Intent-to-Treat Population	adjusted

[1] Patients with a value at baseline and a post-baseline value at the respective visit.
[2] LSMeans of change from baseline from MMRM (including all available records from all selected visits). Selected visits: Week 24, Week 52. Early Termination (ET) visit was mapped to closest regular visit.
[3] Contrasts from MMRM
[4] Factors/Covariates: treatment, visit, treatment-by-visit interaction, baseline value. In addition, for the total population, adjusted for randomization stratification factors.
Data as observed (no imputation of missing values). Covariance matrix: unstructured. Treatment policy strategy was applied to non-COVID-19 related and hypothetical strategy was applied to COVID-19 related intercurrent events(IEs).
COVID-19 rel. IEs are: Disc. of Treatment due to COVID-19, Prohibited Treatment/Therapy due to COVID-19, Missed Dose at Week 44,48 or 52 due to COVID-19 and COVID-19 Death. Clinical cut-off: YOSEMITE 01NOV2021 and RHINE 28OCT2021

Program: root/clinical_studies/RO6867461/CDT70122/share/ACE_pool_DME_Base/prod/program/t_eff_mmrm.sas
Output: root/clinical_studies/RO6867461/CDT70122/share/ACE_pool_DME_CSR_Final/prod/output_bc/t_eff_mmrm_adj_QSBDR_W56_PREST_ITBC2_OCTNOV2021_DME.xls
27JUL2022 11:17

POPULATION: Intent-to-Treat Population (results shown for B vs. C)
ENDPOINT: NEI VFQ-25 Driving subscale through Week 56
MODEL: Adjusted Analysis for Study, Baseline BCVA ETDRS letter score, Prior IVT anti-VEGF therapy, Geographic region
STUDY: GR40349 & GR40398
Forest Plot of LSMeans Difference for Change from Baseline (MMRM)
Week 52

Study	Total n [1]	Aflibercept (N=627) n [1]	Aflibercept (N=627) LSMeans [2]	Faricimab (PTI) (N=632) n [1]	Faricimab (PTI) (N=632) LSMeans [2]	LSMeans Difference	95% CI
All Patients	710	358	5.9	352	5.6	-0.2	(-2.9, 2.4)
Study							
Rhine	335	165	6.9	170	5.7	-1.1	(-4.8, 2.5)
Yosemite	375	193	5.0	182	5.5	0.5	(-3.4, 4.3)

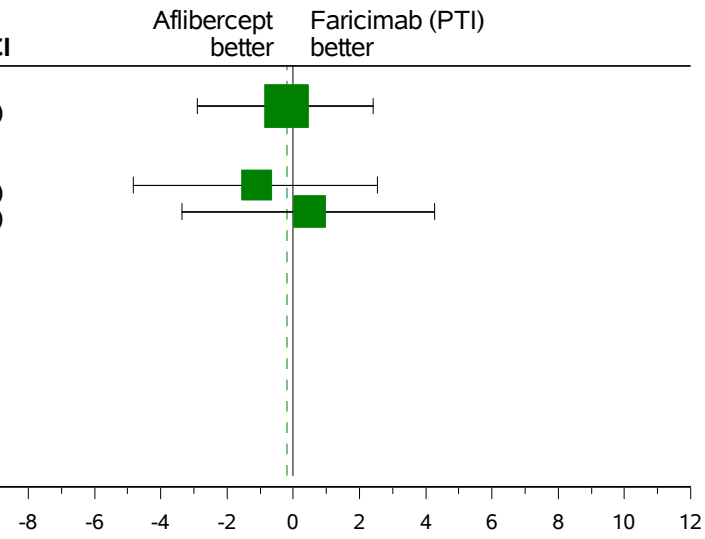

[1] Patients with a value at baseline and a post-baseline value at the respective visit.
[2] LSMeans of change from baseline from MMRM (including all available records from all selected visits).
Selected visits: Week 24, Week 52. Early Termination (ET) visit was mapped to closest regular visit.
Factors/Covariates: treatment, visit, treatment-by-visit interaction, baseline value. In addition adjusted for randomization stratification factors. The stratification factor is excluded if it is the subgroup.
Data as observed (no imputation of missing values). Covariance matrix: unstructured.
Treatment policy strategy was applied to non-COVID-19 related and hypothetical strategy was applied to COVID-19 related intercurrent events(IEs).
COVID-19 rel. IEs are: Disc. of Treatment due to COVID-19, Prohibited Treatment/Therapy due to COVID-19, Missed Dose at Week 44,48 or 52 due to COVID-19 and COVID-19 Death.
Clinical cut-off: YOSEMITE 01NOV2021 and RHINE 28OCT2021
Program: root/clinical_studies/RO6867461/CDT70122/share/ACE_pool_DME_Base/prod/program/g_forest_lsmd.sas
Output: root/clinical_studies/RO6867461/CDT70122/share/ACE_pool_DME_CSR_Final/prod/output_bc/g_forest_lsmd_adj_QSBDR_W56_PREST_ITBC2_OCTNOV2021_DME.pdf 10OCT2022 16:14

POPULATION: Intent-to-Treat Population (results shown for B vs. C)
ENDPOINT: NEI VFQ-25 Driving subscale throughout the Entire Study
MODEL: Adjusted Analysis for Study, Baseline BCVA ETDRS letter score, Prior IVT anti-VEGF therapy, Geographic region
STUDY: GR40349 & GR40398
Change from Baseline (Analysis of MMRM)

			Faricimab (PTI) (N=632)					Aflibercept (N=627)					Difference between Treatments (Faricimab (PTI) - Aflibercept)					
			N			Statistics		N			Statistics		Statistics					
Visit	Name	Level	Total	with baseline value	included in analysis[1]	LSMeans[2]	SE (LSMeans)	Total	with baseline value	included in analysis[1]	LSMeans[2]	SE (LSMeans)	LSMeans[3]	SE (LSMeans)	95% CI (LL)	95% CI (UL)	Population	Method
Week 100	All	n/a	579	404	360	5,42	1,07	569	414	335	4,63	1,09	0,79	1,53	-2,21	3,79	Intent-to-Treat Population	adjusted
	Study	Rhine	301	196	172	5,62	1,54	287	193	153	3,10	1,61	2,52	2,23	-1,87	6,90	Intent-to-Treat Population	adjusted
		Yosemite	278	208	188	5,21	1,47	282	221	182	5,94	1,48	-0,73	2,09	-4,84	3,37	Intent-to-Treat Population	adjusted

[1] Patients with a value at baseline and a post-baseline value at the respective visit.
[2] LSMeans of change from baseline from MMRM (including all available records from all selected visits). Selected visits: Week 24, Week 52, Week 100. Early Termination (ET) visit was mapped to closest regular visit.
[3] Contrasts from MMRM
[4] Factors/Covariates: treatment, visit, treatment-by-visit interaction, baseline value. In addition, for the total population, adjusted for randomization stratification factors.
Data as observed (no imputation of missing values). Covariance matrix: unstructured. Treatment policy strategy was applied to non-COVID-19 related and hypothetical strategy was applied to COVID-19 related intercurrent events(IEs).
COVID-19 rel. IEs are: Disc. of Treatment due to COVID-19, Prohibited Treatment/Therapy due to COVID-19, Missed Dose at Week 88,92 or 96 due to COVID-19 and COVID-19 Death. Clinical cut-off: YOSEMITE 01NOV2021 and RHINE 28OCT2021

Program: root/clinical_studies/RO6867461/CDT70122/share/ACE_pool_DME_Base/prod/program/t_eff_mmrm.sas
Output: root/clinical_studies/RO6867461/CDT70122/share/ACE_pool_DME_CSR_Final/prod/output_bc/t_eff_mmrm_adj_QSBDR_W100_PREST_ITBC2_OCTNOV2021_DME.xls
27JUL2022 7:47

POPULATION: Intent-to-Treat Population (results shown for B vs. C)
ENDPOINT: NEI VFQ-25 Driving subscale throughout the Entire Study
MODEL: Adjusted Analysis for Study, Baseline BCVA ETDRS letter score, Prior IVT anti-VEGF therapy, Geographic region
STUDY: GR40349 & GR40398
Forest Plot of LSMeans Difference for Change from Baseline (MMRM)
Week 100

Study	Total n [1]	Aflibercept (N=627) n [1]	Aflibercept (N=627) LSMeans [2]	Faricimab (PTI) (N=632) n [1]	Faricimab (PTI) (N=632) LSMeans [2]	LSMeans Difference	95% CI
All Patients	695	335	4.6	360	5.4	0.8	(-2.2, 3.8)
Study							
Rhine	325	153	3.1	172	5.6	2.5	(-1.9, 6.9)
Yosemite	370	182	5.9	188	5.2	-0.7	(-4.8, 3.4)

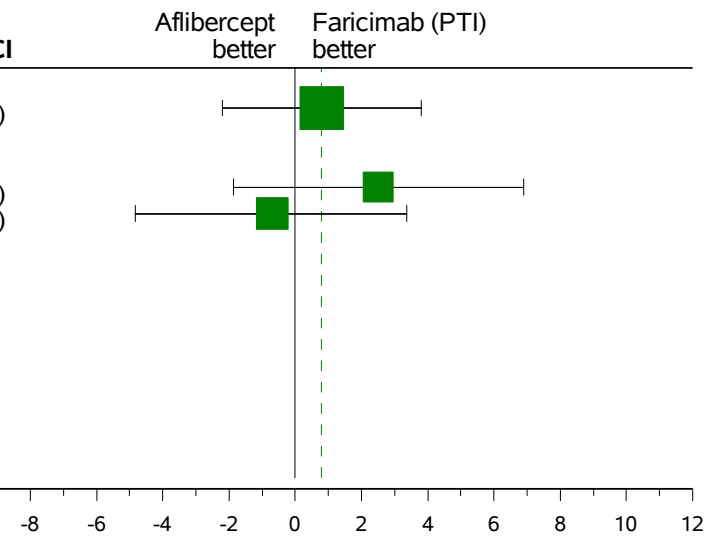

[1] Patients with a value at baseline and a post-baseline value at the respective visit.
[2] LSMeans of change from baseline from MMRM (including all available records from all selected visits).
Selected visits: Week 24, Week 52, Week 100. Early Termination (ET) visit was mapped to closest regular visit.
Factors/Covariates: treatment, visit, treatment-by-visit interaction, baseline value. In addition adjusted for randomization stratification factors. The stratification factor is excluded if it is the subgroup.
Data as observed (no imputation of missing values). Covariance matrix: unstructured.
Treatment policy strategy was applied to non-COVID-19 related and hypothetical strategy was applied to COVID-19 related intercurrent events(IEs).
COVID-19 rel. IEs are: Disc. of Treatment due to COVID-19, Prohibited Treatment/Therapy due to COVID-19, Missed Dose at Week 88,92 or 96 due to COVID-19 and COVID-19 Death.
Clinical cut-off: YOSEMITE 01NOV2021 and RHINE 28OCT2021
Program: root/clinical_studies/RO6867461/CDT70122/share/ACE_pool_DME_Base/prod/program/g_forest_lsmd.sas
Output: root/clinical_studies/RO6867461/CDT70122/share/ACE_pool_DME_CSR_Final/prod/output_bc/g_forest_lsmd_adj_QSBDR_W100_PREST_ITBC2_OCTNOV2021_DME.pdf 10OCT2022 16:32

POPULATION: Intent-to-Treat Population B vs. C
ENDPOINT: Proportion of Patients with a >=15-point improvement from baseline in NEI VFQ-25 Driving subscale through Week 56
MODEL: Stratified Analysis by Study, Baseline BCVA ETDRS letter score, Prior IVT anti-VEGF therapy, Geographic region (combined)
STUDY: GR40349 & GR40398
Dichotomous Analysis (Efficacy)

		Faricimab (PTI) (N=632)				Aflibercept (N=627)				Faricimab (PTI) vs. Aflibercept																	Aflibercept vs. Faricimab (PTI)			
		Patients		Patients with Event		Patients		Patients with Event		Odds Ratio									Absolute Risk Difference				Relative Risk						Relative Risk			
Name	Level	n	%	n	%	n	%	n	%	Odds Ratio		Convergence Reason	95% Lower CL	95% Upper CL	Absolute Risk		Convergence Reason	95% Lower CL	95% Upper CL	Relative Risk		Convergence Reason	95% Lower CL	95% Upper CL	p-value (Cochran-Mantel-Haenszel)	Interaction Test p-value (likelihood ratio)	Relative Risk		Convergence Reason	95% Lower CL	95% Upper CL
All	n/a	458	72,5	122	26,6	471	75,1	143	30,4	0,84		Convergence criterion (GCONV=1E-8) satisfied.	0,63	1,12	-0,039		Algorithm converged.	-0,097	0,018	0,89		Algorithm converged.	0,72	1,09	0,2263		1,13		Algorithm converged.	0,92	1,38
Study	Rhine	217	34,3	48	22,1	221	35,2	69	31,2	0,62		Convergence criterion (GCONV=1E-8) satisfied.	0,41	0,96	-0,091		Algorithm converged.	-0,173	-0,008	0,71		Algorithm converged.	0,52	0,97	0,0297	0,0663	1,41		Algorithm converged.	1,03	1,94
	Yosemite	241	38,1	74	30,7	250	39,9	74	29,6	1,08		Convergence criterion (GCONV=1E-8) satisfied.	0,73	1,59	-0,003		Algorithm converged.	-0,082	0,077	1,05		Algorithm converged.	0,81	1,37	0,7130		0,95		Algorithm converged.	0,73	1,24

Test for interaction based on RR (Log-binomial regression)
* indicates convergence problem. Result is uninterpretable.
Only patients with at least one value are used for analysis. For stratification Asia and rest of the world regions are combined due to a small number of enrolled patients. The stratification factor is excluded if it is the subgroup. OR is computed by stratified analysis, RR and ARD by adjusted analysis.
Early Termination (ET) visit was mapped to closest regular visit.
Treatment policy strategy was applied to non-COVID-19 related and hypothetical strategy was applied to COVID-19 related intercurrent events. COVID-19 related intercurrent events are: Disc. of Treatment due to COVID-19, Prohibited Treatment/Therapy due to COVID-19, Missed Dose at Week 44,48 or 52 due to COVID-19 and COVID-19 Death.
Clinical cut-off: YOSEMITE 01NOV2021 and RHINE 28OCT2021

Program: root/clinical_studies/RO6867461/CDT70122/share/ACE_pool_DME_CSR_Final/prod/program/t_eff_resp.sas
Output: root/clinical_studies/RO6867461/CDT70122/share/ACE_pool_DME_CSR_Final/prod/output_bc/t_eff_resp_str_QSBDR15I_W56_PREST_ITBC_OCTNOV2021_DME.xls
27MAR2022 7:22

POPULATION: Intent-to-Treat Population B vs. C
ENDPOINT: Proportion of Patients with a >=15-point improvement from baseline in NEI VFQ-25 Driving subscale through Week 56
MODEL: Adjusted Analysis by Study, Baseline BCVA ETDRS letter score, Prior IVT anti-VEGF therapy, Geographic region
STUDY: GR40349 & GR40398
Forest Plot of Relative Risk

Study	Total n	Aflibercept (N=627) n	Aflibercept (N=627) n Responder	Faricimab (PTI) (N=632) n	Faricimab (PTI) (N=632) n Responder	Relative Risk	95% CI
All Patients	929	471	143	458	122	0.89	(0.72, 1.09)
Study							
Rhine	438	221	69	217	48	0.71	(0.52, 0.97)
Yosemite	491	250	74	241	74	1.05	(0.81, 1.37)

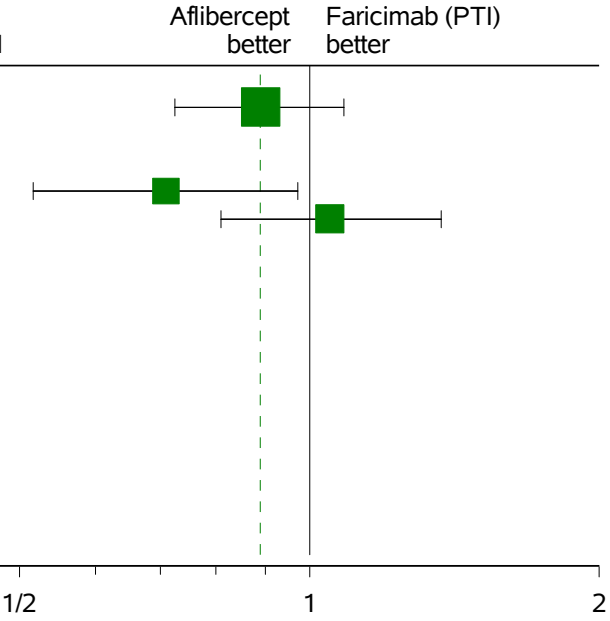

Only patients with at least one value are used for analysis. For adjustment Asia and rest of the world regions are combined due to a small number of enrolled patients.
The adjustment factor is excluded if it is the subgroup.
Early Termination (ET) visit was mapped to closest regular visit.
Treatment policy strategy was applied to non-COVID-19 related and hypothetical strategy was applied to COVID-19 related intercurrent events. COVID-19 related intercurrent events are:
Disc. of Treatment due to COVID-19, Prohibited Treatment/Therapy due to COVID-19, Missed Dose at Week 44,48 or 52 due to COVID-19 and COVID-19 Death.
Clinical cut-off: YOSEMITE 01NOV2021 and RHINE 28OCT2021
Program: root/clinical_studies/RO6867461/CDT70122/share/ACE_pool_DME_Base/prod/program/g_forest_rr.sas
Output: root/clinical_studies/RO6867461/CDT70122/share/ACE_pool_DME_CSR_Final/prod/output_bc/g_forest_rr_str_QSBDR15I_W56_PREST_ITBC_OCTNOV2021_DME.pdf 06OCT2022 19:16

POPULATION: Intent-to-Treat Population B vs. C
ENDPOINT: Proportion of Patients with a >=15-point improvement from baseline in NEI VFQ-25 Driving subscale through Week 56
MODEL: Stratified Analysis by Study, Baseline BCVA ETDRS letter score, Prior IVT anti-VEGF therapy, Geographic region
STUDY: GR40349 & GR40398
Forest Plot of Odds Ratio

Study	Total n	Aflibercept (N=627) n	Aflibercept (N=627) n Responder	Faricimab (PTI) (N=632) n	Faricimab (PTI) (N=632) n Responder	Odds Ratio	95% CI
All Patients	929	471	143	458	122	0.84	(0.63, 1.12)
Study							
Rhine	438	221	69	217	48	0.62	(0.41, 0.96)
Yosemite	491	250	74	241	74	1.08	(0.73, 1.59)

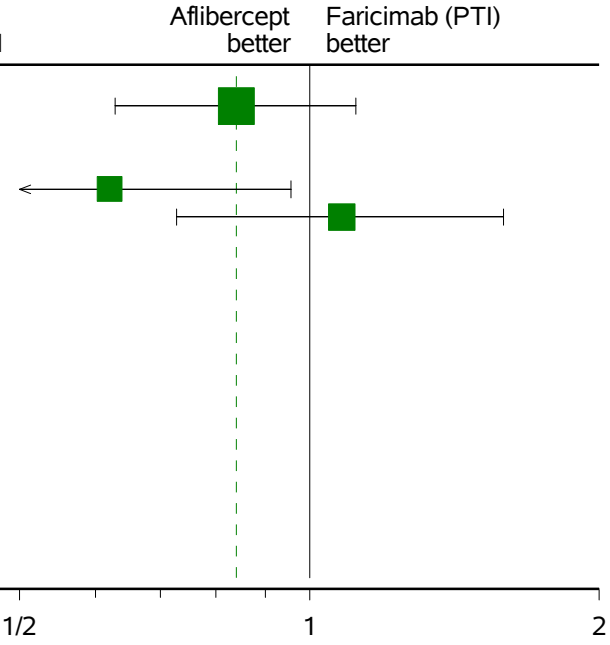

Only patients with at least one value are used for analysis. For stratification Asia and rest of the world regions are combined due to a small number of enrolled patients.
Early Termination (ET) visit was mapped to closest regular visit.
Treatment policy strategy was applied to non-COVID-19 related and hypothetical strategy was applied to COVID-19 related intercurrent events. COVID-19 related intercurrent events are:
Disc. of Treatment due to COVID-19, Prohibited Treatment/Therapy due to COVID-19, Missed Dose at Week 44,48 or 52 due to COVID-19 and COVID-19 Death.
Clinical cut-off: YOSEMITE 01NOV2021 and RHINE 28OCT2021
Program: root/clinical_studies/RO6867461/CDT70122/share/ACE_pool_DME_Base/prod/program/g_forest_or.sas
Output: root/clinical_studies/RO6867461/CDT70122/share/ACE_pool_DME_CSR_Final/prod/output_bc/g_forest_or_str_QSBDR15I_W56_PREST_ITBC_OCTNOV2021_DME.pdf 30SEP2022 14:15

POPULATION: Intent-to-Treat Population B vs. C
ENDPOINT: Proportion of Patients with a >=15-point improvement from baseline in NEI VFQ-25 Driving subscale through Week 56
MODEL: Stratified Analysis by Study, Baseline BCVA ETDRS letter score, Prior IVT anti-VEGF therapy, Geographic region (combined)
STUDY: GR40349 & GR40398
Dichotomous Analysis by Subgroups (Efficacy)

		Faricimab (PTI) (N=632)				Aflibercept (N=627)				Faricimab (PTI) vs. Aflibercept														Aflibercept vs. Faricimab (PTI)			
		Patients		Patients with Event		Patients		Patients with Event		Odds Ratio				Absolute Risk Difference				Relative Risk						Relative Risk			
Name	Level	n	%	n	%	n	%	n	%	Odds Ratio	Convergence Reason	95% Lower CL	95% Upper CL	Absolute Risk	Convergence Reason	95% Lower CL	95% Upper CL	Relative Risk	Convergence Reason	95% Lower CL	95% Upper CL	p-value (Cochran-Mantel Haenszel)	p-value (likelihood ratio)	Relative Risk	Convergence Reason	95% Lower CL	95% Upper CL
All	n/a	458	72,5	122	26,6	471	75,1	143	30,4	0,84	Convergence criterion (GCONV=1E-8) satisfied.	0,63	1,12	-0,039	Algorithm converged.	-0,097	0,018	0,89	Algorithm converged.	0,72	1,09	0,2263		1,13	Algorithm converged.	0,92	1,38
Sex	Male	337	53,3	80	23,7	318	50,7	95	29,9	0,72	Convergence criterion (GCONV=1E-8) satisfied.	0,51	1,02	-0,064	Algorithm converged.	-0,131	0,003	0,79	Algorithm converged.	0,61	1,02	0,0674	0,0906	1,27	Algorithm converged.	0,99	1,64
	Female	121	19,1	42	34,7	153	24,4	48	31,4	1,21	Convergence criterion (GCONV=1E-8) satisfied.	0,72	2,03	0,037	Algorithm converged.	-0,074	0,148	1,15	Algorithm converged.	0,82	1,61	0,4632		0,87	Algorithm converged.	0,62	1,21
Age	< 65 years	281	44,5	83	29,5	303	48,3	96	31,7	0,95	Convergence criterion (GCONV=1E-8) satisfied.	0,68	1,35	-0,018	Algorithm converged.	-0,092	0,056	0,93	Algorithm converged.	0,74	1,21	0,7647	0,4576	1,06	Algorithm converged.	0,83	1,35
	>= 65 years	177	28,0	39	22,0	168	26,8	47	28,0	0,71	Convergence criterion (GCONV=1E-8) satisfied.	0,43	1,17	-0,069	Algorithm converged.	-0,157	0,019	0,83	Algorithm converged.	0,58	1,20	0,1804		1,20	Algorithm converged.	0,83	1,73
Age	< 75 years	427	67,6	117	27,4	440	70,2	131	29,8	0,90	Convergence criterion (GCONV=1E-8) satisfied.	0,67	1,21	-0,026	Algorithm converged.	-0,085	0,033	0,94	Algorithm converged.	0,76	1,15	0,4871	0,0466	1,07	Algorithm converged.	0,87	1,32
	>= 75 years	31	4,9	5	16,1	31	4,9	12	38,7	0,33	Convergence criterion (GCONV=1E-8) satisfied.	0,09	1,16	* WARNING: The relative Hessian convergence criterion of 0.0020235392 is greater than the limit of 0.0001. The convergence is questionable.				0,38	Algorithm converged.	0,15	0,98	0,0745		2,64	Algorithm converged.	1,02	6,81
Baseline BCVA ETDRS letter score	< 64 letters	197	31,2	51	25,9	199	31,7	62	31,2	0,79	Convergence criterion (GCONV=1E-8) satisfied.	0,51	1,24	-0,051	Algorithm converged.	-0,138	0,036	0,87	Algorithm converged.	0,64	1,19	0,3083	0,7847	1,15	Algorithm converged.	0,84	1,56
	>= 64 letters	259	41,0	70	27,0	272	43,4	81	29,8	0,83	Convergence criterion (GCONV=1E-8) satisfied.	0,58	1,25	-0,032	Algorithm converged.	-0,108	0,044	0,93	Algorithm converged.	0,69	1,19	0,4153		1,10	Algorithm converged.	0,84	1,45
	Missing	2	0,3	1	50,0	0	0,0	0	0,0	NE		NE	NE	NE	NE	NE	NE	NE	NE	NE	NE	NE		NE	NE	NE	NE
Geographic region	Europe	130	20,6	23	17,7	133	21,2	31	23,3	0,73	Convergence criterion (GCONV=1E-8) satisfied.	0,40	1,33	-0,061	Algorithm converged.	-0,157	0,036	0,76	Algorithm converged.	0,47	1,24	0,2986	0,7003	1,31	Algorithm converged.	0,81	2,12
	America	281	44,5	87	31,0	293	46,7	101	34,5	0,84	Convergence criterion (GCONV=1E-8) satisfied.	0,59	1,20	-0,040	Algorithm converged.	-0,117	0,036	0,90	Algorithm converged.	0,72	1,14	0,3374		1,11	Algorithm converged.	0,87	1,40
	Asia Pacific (inc. Australia)	47	7,4	12	25,5	45	7,2	11	24,4	1,16	Convergence criterion (GCONV=1E-8) satisfied.	0,45	3,02	0,008	Algorithm converged.	-0,169	0,184	1,04	Algorithm converged.	0,51	2,12	0,7543		0,97	Algorithm converged.	0,47	1,97
Race/ethnicity	White	351	55,5	98	27,9	386	61,6	118	30,6	0,87	Convergence criterion (GCONV=1E-8) satisfied.	0,63	1,21	-0,029	Algorithm converged.	-0,094	0,036	0,92	Algorithm converged.	0,74	1,15	0,4093	0,7200	1,09	Algorithm converged.	0,87	1,36
	Asian	44	7,0	12	27,3	40	6,4	11	27,5	0,98	Convergence criterion (GCONV=1E-8) satisfied.	0,20	1,66	-0,021	Algorithm converged.	-0,214	0,172	1,05	Algorithm converged.	0,50	2,21	0,9037		0,95	Algorithm converged.	0,45	2,00
	Other	46	7,3	9	19,6	38	6,1	11	28,9	0,61	Convergence criterion (GCONV=1E-8) satisfied.	0,22	1,71	* WARNING: The relative Hessian convergence criterion of 0.0674154695 is greater than the limit of 0.0001. The convergence is questionable.				0,68	Algorithm converged.	0,31	1,47	0,3445		1,47	Algorithm converged.	0,68	3,20
	Unknown	17	2,7	3	17,6	7	1,1	3	42,9	0,14	Convergence criterion (GCONV=1E-8) satisfied.	0,01	1,61	* ERROR: The mean parameter is either invalid or at a limit of its range for some observations.				* ERROR: The mean parameter is either invalid or at a limit of its range for some observations.						* ERROR: The mean parameter is either invalid or at a limit of its range for some observations.			
Baseline HbA1c	<=8%	294	46,5	74	25,2	300	47,8	87	29,0	0,87	Convergence criterion (GCONV=1E-8) satisfied.	0,60	1,26	-0,039	Algorithm converged.	-0,109	0,032	0,89	Algorithm converged.	0,68	1,15	0,4689	0,9056	1,13	Algorithm converged.	0,87	1,47
	>8%	158	25,0	47	29,7	167	26,6	55	32,9	0,87	Convergence criterion (GCONV=1E-8) satisfied.	0,54	1,40	-0,033	Algorithm converged.	-0,134	0,067	0,90	Algorithm converged.	0,63	1,25	0,5666		1,11	Algorithm converged.	0,80	1,53
	Missing	6	0,9	1	16,7	4	0,6	1	25,0	NE	Convergence criterion (GCONV=1E-8) satisfied.	NE	NE	* ERROR: The mean parameter is either invalid or at a limit of its range for some observations.				* WARNING: The relative Hessian convergence criterion of 644.44232049 is greater than the limit of 0.0001. The convergence is questionable.						* WARNING: The relative Hessian convergence criterion of 644.44232049 is greater than the limit of 0.0001. The convergence is questionable.			
Prior IVT anti-VEGF therapy	Yes	102	16,1	28	27,5	104	16,6	31	29,8	0,92	Convergence criterion (GCONV=1E-8) satisfied.	0,49	1,71	-0,041	Algorithm converged.	-0,161	0,078	0,94	Algorithm converged.	0,62	1,43	0,7914	0,7751	1,06	Algorithm converged.	0,70	1,62
	No	356	56,3	94	26,4	367	58,5	112	30,5	0,83	Convergence criterion (GCONV=1E-8) satisfied.	0,59	1,13	-0,043	Algorithm converged.	-0,109	0,022	0,87	Algorithm converged.	0,69	1,10	0,2125		1,15	Algorithm converged.	0,91	1,45
Baseline DR severity	<47	256	40,5	55	21,5	261	41,6	60	23,0	0,89	Convergence criterion (GCONV=1E-8) satisfied.	0,58	1,36	-0,024	Algorithm converged.	-0,094	0,045	0,94	Algorithm converged.	0,68	1,29	0,6009	0,4966	1,06	Algorithm converged.	0,77	1,46
	47 - 53	147	23,3	50	34,0	163	26,0	63	38,7	0,82	Convergence criterion (GCONV=1E-8) satisfied.	0,51	1,33	-0,046	Algorithm converged.	-0,152	0,060	0,88	Algorithm converged.	0,66	1,18	0,4219		1,14	Algorithm converged.	0,85	1,53
	>53	47	7,4	16	34,0	32	5,1	17	53,1	0,47	Convergence criterion (GCONV=1E-8) satisfied.	0,17	1,25	-0,192	Algorithm converged.	-0,418	0,034	0,63	Algorithm converged.	0,38	1,07	0,1262		1,56	Algorithm converged.	0,93	2,62
	Missing	8	1,3	1	12,5	13	2,4	3	20,0	0,47	Convergence criterion (GCONV=1E-8) satisfied.	0,04	5,68	* WARNING: The relative Hessian convergence criterion of 1.1697415938 is greater than the limit of 0.0001. The convergence is questionable.				* WARNING: The relative Hessian convergence criterion of 0.0253844828 is greater than the limit of 0.0001. The convergence is questionable.						* WARNING: The relative Hessian convergence criterion of 0.0253844828 is greater than the limit of 0.0001. The convergence is questionable.			
Baseline DR severity	<=53	403	63,8	105	26,1	424	67,6	123	29,0	0,87	Convergence criterion (GCONV=1E-8) satisfied.	0,64	1,19	-0,032	Algorithm converged.	-0,092	0,028	0,90	Algorithm converged.	0,73	1,13	0,3802	0,2583	1,11	Algorithm converged.	0,89	1,38
	>53	47	7,4	16	34,0	32	5,1	17	53,1	0,47	Convergence criterion (GCONV=1E-8) satisfied.	0,17	1,25	-0,192	Algorithm converged.	-0,418	0,034	0,84	Algorithm converged.	0,38	1,07	0,1262		1,56	Algorithm converged.	0,93	2,62
	Missing	8	1,3	1	12,5	13	2,4	3	20,0	0,47	Convergence criterion (GCONV=1E-8) satisfied.	0,04	5,68	* WARNING: The relative Hessian convergence criterion of 1.1697415938 is greater than the limit of 0.0001. The convergence is questionable.				* WARNING: The relative Hessian convergence criterion of 0.0253844828 is greater than the limit of 0.0001. The convergence is questionable.						* WARNING: The relative Hessian convergence criterion of 0.0253844828 is greater than the limit of 0.0001. The convergence is questionable.			
Medical history: renal disease	Yes	44	7,0	12	27,3	39	6,2	12	30,8	0,78	Convergence criterion (GCONV=1E-8) satisfied.	0,30	2,02	-0,008	Algorithm converged.	-0,204	0,188	0,84	Algorithm converged.	0,43	1,65	0,6059	0,9406	1,19	Algorithm converged.	0,61	2,34
	No	414	65,5	110	26,6	432	68,9	131	30,3	0,84	Convergence criterion (GCONV=1E-8) satisfied.	0,62	1,14	-0,039	Algorithm converged.	-0,098	0,021	0,89	Algorithm converged.	0,72	1,10	0,2673		1,13	Algorithm converged.	0,91	1,39
Medical history: cardiac disease	Yes	363	57,4	92	25,3	373	59,5	109	29,2	0,82	Convergence criterion (GCONV=1E-8) satisfied.	0,59	1,13	-0,040	Algorithm converged.	-0,104	0,023	0,87	Algorithm converged.	0,69	1,11	0,2268	0,7293	1,14	Algorithm converged.	0,90	1,45
	No	95	15,0	30	31,6	98	15,6	34	34,7	1,02	Convergence criterion (GCONV=1E-8) satisfied.	0,54	1,94	-0,028	Algorithm converged.	-0,158	0,104	0,97	Algorithm converged.	0,65	1,45	0,9463		1,03	Algorithm converged.	0,68	1,55
Medical history: vascular disease	Yes	64	10,1	19	29,7	61	9,7	17	27,9	0,89	Convergence criterion (GCONV=1E-8) satisfied.	0,39	2,05	0,021	Algorithm converged.	-0,135	0,178	0,99	Algorithm converged.	0,58	1,69	0,7815	0,5422	1,01	Algorithm converged.	0,59	1,72
	No	394	62,3	103	26,1	410	65,4	126	30,7	0,80	Convergence criterion (GCONV=1E-8) satisfied.	0,59	1,10	-0,049	Algorithm converged.	-0,111	0,013	0,86	Algorithm converged.	0,69	1,08	0,1694		1,16	Algorithm converged.	0,93	1,44
Study	Rhine	217	34,3	48	22,1	221	35,2	69	31,2	0,62	Convergence criterion (GCONV=1E-8) satisfied.	0,41	0,96	-0,091	Algorithm converged.	-0,173	-0,008	0,71	Algorithm converged.	0,52	0,97	0,0297	0,0663	1,41	Algorithm converged.	1,03	1,94
	Yosemite	241	38,1	74	30,7	250	39,9	74	29,6	1,08	Convergence criterion (GCONV=1E-8) satisfied.	0,73	1,59	0,003	Algorithm converged.	-0,082	0,077	1,05	Algorithm converged.	0,81	1,37	0,7130		0,95	Algorithm converged.	0,73	1,24

Test for interaction based on RR (Log-binomial regression)
* indicates convergence problem. Result is uninterpretable.
Only patients with at least one value are used for analysis. For stratification Asia and rest of the world regions are combined due to a small number of enrolled patients. The stratification factor is excluded if it is the subgroup. OR is computed by stratified analysis, RR and ARD by adjusted analysis.
Early Termination (ET) visit was mapped to closest regular visit.
Treatment policy strategy was applied to non-COVID-19 related and hypothetical strategy was applied to COVID-19 related intercurrent events. COVID-19 related intercurrent events are: Disc. of Treatment due to COVID-19, Prohibited Treatment/Therapy due to COVID-19, Missed Dose at Week 44,48 or 52 due to COVID-19 and COVID-19 Death.
Clinical cut-off: YOSEMITE 01NOV2021 and RHINE 28OCT2021

Program: root/clinical_studies/RO6867461/CDT70122/share/ACE_pool_DME_CSR_Final/prod/program/t_eff_resp.sas
Output: root/clinical_studies/RO6867461/CDT70122/share/ACE_pool_DME_CSR_Final/prod/output_bc/t_eff_resp_sg_str_QSBDR15I_W56_PREST_ITBC_OCTNOV2021_DME.xls
27MAR2022 3:09

POPULATION: Intent-to-Treat Population B vs. C
ENDPOINT: Proportion of Patients with a >=15-point improvement from baseline in NEI VFQ-25 Driving subscale throughout the Entire Study
MODEL: Stratified Analysis by Study, Baseline BCVA ETDRS letter score, Prior IVT anti-VEGF therapy, Geographic region (combined)
STUDY: GR40349 & GR40398
Dichotomous Analysis (Efficacy)

		Faricimab (PTI) (N=632)				Aflibercept (N=627)				Faricimab (PTI) vs. Aflibercept																Aflibercept vs. Faricimab (PTI)				
		Patients		Patients with Event		Patients		Patients with Event		Odds Ratio					Absolute Risk Difference				Relative Risk							Relative Risk				
Name	Level	n	%	n	%	n	%	n	%	Odds Ratio		Convergence Reason	95% Lower CL	95% Upper CL	Absolute Risk		Convergence Reason	95% Lower CL	95% Upper CL	Relative Risk		Convergence Reason	95% Lower CL	95% Upper CL	p-value (Cochran Mantel-Haenszel)	Interaction Test p-value (likelihood ratio)	Relative Risk		Convergence Reason	95% Lower CL	95% Upper CL
All	n/a	463	73,3	152	32,8	477	76,1	171	35,8	0,88		Convergence criterion (GCONV=1E-8) satisfied.	0,67	1,16	-0,032		Algorithm converged.	-0,092	0,027	0,93		Algorithm converged.	0,78	1,10	0,3551		1,08		Algorithm converged.	0,91	1,29
Study	Rhine	218	34,5	63	28,9	226	36,0	77	34,1	0,79		Convergence criterion (GCONV=1E-8) satisfied.	0,53	1,18	-0,052		Algorithm converged.	-0,138	0,034	0,85		Algorithm converged.	0,65	1,13	0,2564	0,4871	1,17		Algorithm converged.	0,89	1,54
	Yosemite	245	38,8	89	36,3	251	40,0	94	37,5	0,96		Convergence criterion (GCONV=1E-8) satisfied.	0,66	1,40	-0,021		Algorithm converged.	-0,104	0,062	0,98		Algorithm converged.	0,78	1,22	0,8366		1,02		Algorithm converged.	0,82	1,28

Test for interaction based on RR (Log-binomial regression)
* indicates convergence problem. Result is uninterpretable.
Only patients with at least one value are used for analysis. For stratification Asia and rest of the world regions are combined due to a small number of enrolled patients. The stratification factor is excluded if it is the subgroup. OR is computed by stratified analysis, RR and ARD by adjusted analysis.
Early Termination (ET) visit was mapped to closest regular visit.
Treatment policy strategy was applied to non-COVID-19 related and hypothetical strategy was applied to COVID-19 related intercurrent events. COVID-19 related intercurrent events are: Disc. of Treatment due to COVID-19, Prohibited Treatment/Therapy due to COVID-19, Missed Dose at Week 88,92 or 96 due to COVID-19 and COVID-19 Death.
Clinical cut-off: YOSEMITE 01NOV2021 and RHINE 28OCT2021

Program: root/clinical_studies/RO6867461/CDT70122/share/ACE_pool_DME_CSR_Final/prod/program/t_eff_resp.sas
Output: root/clinical_studies/RO6867461/CDT70122/share/ACE_pool_DME_CSR_Final/prod/output_bc/t_eff_resp_str_QSBDR15I_PREST_ITBC_OCTNOV2021_DME.xls
27MAR2022 7:27

POPULATION: Intent-to-Treat Population B vs. C
ENDPOINT: Proportion of Patients with a >=15-point improvement from baseline in NEI VFQ-25 Driving subscale throughout the Entire Study
MODEL: Adjusted Analysis by Study, Baseline BCVA ETDRS letter score, Prior IVT anti-VEGF therapy, Geographic region
STUDY: GR40349 & GR40398
Forest Plot of Relative Risk

Study	Total n	Aflibercept (N=627) n	Aflibercept (N=627) n Responder	Faricimab (PTI) (N=632) n	Faricimab (PTI) (N=632) n Responder	Relative Risk	95% CI
All Patients	940	477	171	463	152	0.93	(0.78, 1.10)
Study							
Rhine	444	226	77	218	63	0.85	(0.65, 1.13)
Yosemite	496	251	94	245	89	0.98	(0.78, 1.22)

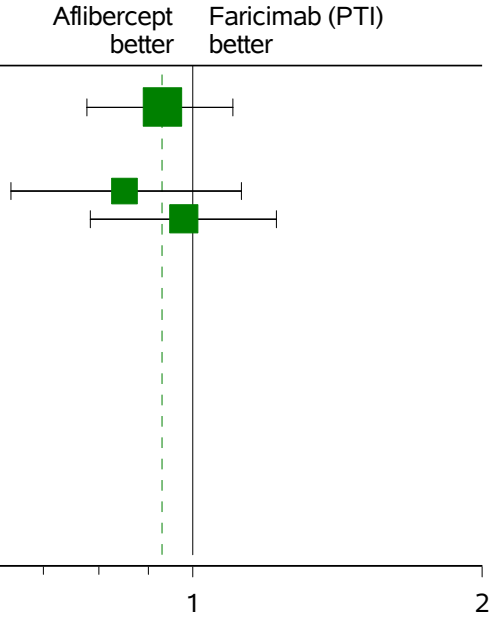

Only patients with at least one value are used for analysis. For adjustment Asia and rest of the world regions are combined due to a small number of enrolled patients.
The adjustment factor is excluded if it is the subgroup.
Early Termination (ET) visit was mapped to closest regular visit.
Treatment policy strategy was applied to non-COVID-19 related and hypothetical strategy was applied to COVID-19 related intercurrent events. COVID-19 related intercurrent events are:
Disc. of Treatment due to COVID-19, Prohibited Treatment/Therapy due to COVID-19, Missed Dose at Week 88,92 or 96 due to COVID-19 and COVID-19 Death.
Clinical cut-off: YOSEMITE 01NOV2021 and RHINE 28OCT2021
Program: root/clinical_studies/RO6867461/CDT70122/share/ACE_pool_DME_Base/prod/program/g_forest_rr.sas
Output: root/clinical_studies/RO6867461/CDT70122/share/ACE_pool_DME_CSR_Final/prod/output_bc/g_forest_rr_str_QSBDR15I_PREST_ITBC_OCTNOV2021_DME.pdf 06OCT2022 19:18

POPULATION: Intent-to-Treat Population B vs. C
ENDPOINT: Proportion of Patients with a >=15-point improvement from baseline in NEI VFQ-25 Driving subscale throughout the Entire Study
MODEL: Stratified Analysis by Study, Baseline BCVA ETDRS letter score, Prior IVT anti-VEGF therapy, Geographic region
STUDY: GR40349 & GR40398
Forest Plot of Odds Ratio

		Aflibercept (N=627)		Faricimab (PTI) (N=632)			
Study	**Total n**	**n**	**n Responder**	**n**	**n Responder**	**Odds Ratio**	**95% CI**
All Patients	940	477	171	463	152	0.88	(0.67, 1.16)
Study							
Rhine	444	226	77	218	63	0.79	(0.53, 1.18)
Yosemite	496	251	94	245	89	0.96	(0.66, 1.40)

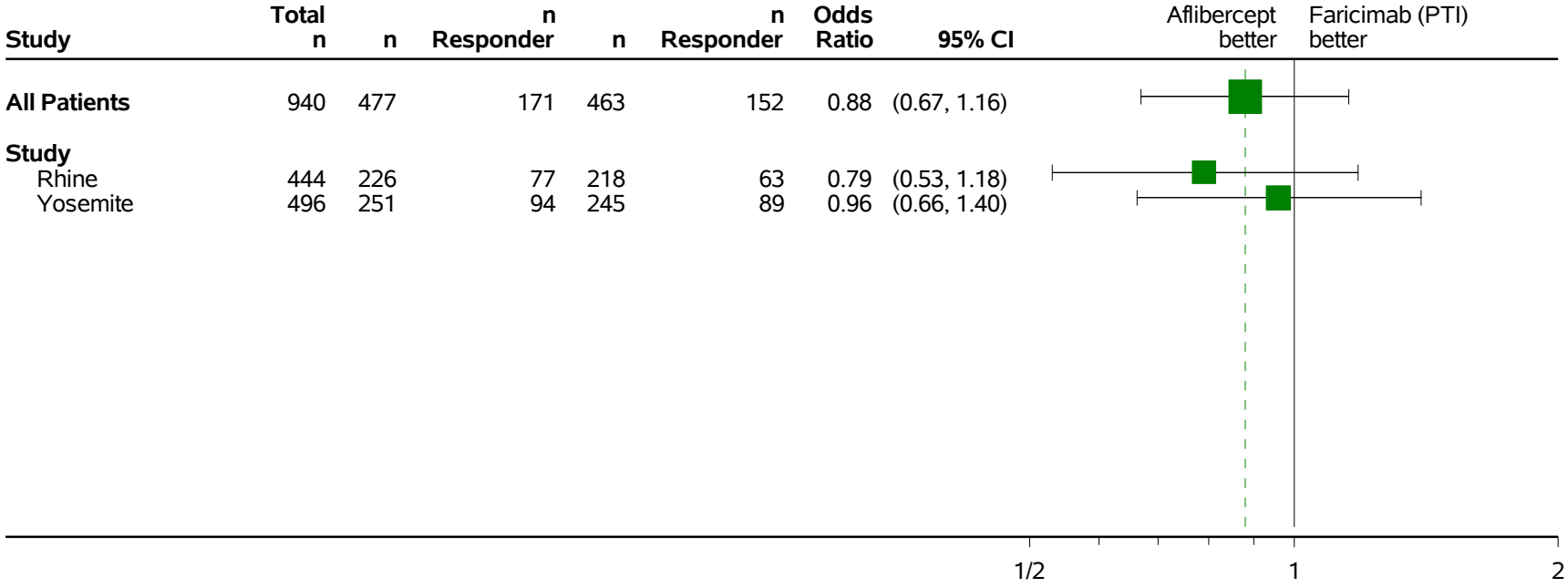

Only patients with at least one value are used for analysis. For stratification Asia and rest of the world regions are combined due to a small number of enrolled patients.
Early Termination (ET) visit was mapped to closest regular visit.
Treatment policy strategy was applied to non-COVID-19 related and hypothetical strategy was applied to COVID-19 related intercurrent events. COVID-19 related intercurrent events are:
Disc. of Treatment due to COVID-19, Prohibited Treatment/Therapy due to COVID-19, Missed Dose at Week 88,92 or 96 due to COVID-19 and COVID-19 Death.
Clinical cut-off: YOSEMITE 01NOV2021 and RHINE 28OCT2021
Program: root/clinical_studies/RO6867461/CDT70122/share/ACE_pool_DME_Base/prod/program/g_forest_or.sas
Output: root/clinical_studies/RO6867461/CDT70122/share/ACE_pool_DME_CSR_Final/prod/output_bc/g_forest_or_str_QSBDR15I_PREST_ITBC_OCTNOV2021_DME.pdf 30SEP2022 14:17

POPULATION: Intent-to-Treat Population B vs. C
ENDPOINT: Proportion of Patients with a >=15-point improvement from baseline in NEI VFQ-25 Driving subscale throughout the Entire Study
MODEL: Stratified Analysis by Study, Baseline BCVA ETDRS letter score, Prior IVT anti-VEGF therapy, Geographic region (combined)
STUDY: GR40349 & GR40398
Dichotomous Analysis by Subgroups (Efficacy)

		Faricimab (PTI) (N=632)				Aflibercept (N=627)				Faricimab (PTI) vs. Aflibercept														Aflibercept vs. Faricimab (PTI)			
		Patients		Patients with Event		Patients		Patients with Event		Odds Ratio				Absolute Risk Difference				Relative Risk						Relative Risk			
Name	Level	n	%	n	%	n	%	n	%	Odds Ratio	Convergence Reason	95% Lower CL	95% Upper CL	Absolute Risk	Convergence Reason	95% Lower CL	95% Upper CL	Relative Risk	Convergence Reason	95% Lower CL	95% Upper CL	p-value (Cochran-Mantel Haenszel)	p-value (likelihood ratio)	Relative Risk	Convergence Reason	95% Lower CL	95% Upper CL
All	n/a	463	73,3	152	32,8	477	76,1	171	35,8	0,88	Convergence criterion (GCONV=1E-8) satisfied.	0,67	1,16	-0,030	Algorithm converged.	-0,092	0,027	0,93	Algorithm converged.	0,78	1,10	0,3551		1,08	Algorithm converged.	0,91	1,29
Sex	Male	339	53,6	101	29,8	322	51,4	113	35,1	0,77	Convergence criterion (GCONV=1E-8) satisfied.	0,58	1,08	-0,058	Algorithm converged.	-0,127	0,015	0,86	Algorithm converged.	0,68	1,05	0,1275	0,1038	1,19	Algorithm converged.	0,96	1,48
	Female	124	19,6	51	41,1	155	24,7	58	37,4	1,23	Convergence criterion (GCONV=1E-8) satisfied.	0,74	1,99	0,039	Algorithm converged.	-0,074	0,152	1,13	Algorithm converged.	0,87	1,52	0,4395		0,87	Algorithm converged.	0,63	1,15
Age	< 65 years	284	44,9	101	35,6	307	49,0	114	37,1	0,99	Convergence criterion (GCONV=1E-8) satisfied.	0,71	1,40	-0,011	Algorithm converged.	-0,088	0,065	0,98	Algorithm converged.	0,79	1,21	0,9766	0,4366	1,02	Algorithm converged.	0,83	1,26
	>= 65 years	179	28,3	51	28,5	170	27,1	57	33,5	0,74	Convergence criterion (GCONV=1E-8) satisfied.	0,48	1,18	-0,059	Algorithm converged.	-0,155	0,038	0,86	Algorithm converged.	0,63	1,17	0,2024		1,16	Algorithm converged.	0,86	1,58
Age	< 75 years	431	68,2	144	33,4	448	71,1	159	35,7	0,92	Convergence criterion (GCONV=1E-8) satisfied.	0,69	1,22	-0,024	Algorithm converged.	-0,086	0,038	0,95	Algorithm converged.	0,80	1,14	0,5520	0,2187	1,05	Algorithm converged.	0,88	1,26
	>= 75 years	32	5,1	8	25,0	31	4,9	12	38,7	0,36	Convergence criterion (GCONV=1E-8) satisfied.	0,10	1,24	*	WARNING: The relative Hessian convergence criterion of 0.0077743019 is greater than the limit of 0.0001. The convergence is questionable.			0,58	Algorithm converged.	0,26	1,28	0,0951		1,72	Algorithm converged.	0,78	3,80
Baseline BCVA ETDRS letter score	< 64 letters	199	31,5	70	35,2	204	32,5	80	39,2	0,87	Convergence criterion (GCONV=1E-8) satisfied.	0,58	1,32	-0,038	Algorithm converged.	-0,139	0,054	0,94	Algorithm converged.	0,73	1,21	0,5086	0,9806	1,06	Algorithm converged.	0,83	1,37
	>= 64 letters	262	41,5	81	30,9	273	43,5	91	33,3	0,88	Convergence criterion (GCONV=1E-8) satisfied.	0,61	1,26	-0,028	Algorithm converged.	-0,107	0,051	0,92	Algorithm converged.	0,72	1,18	0,4787		1,08	Algorithm converged.	0,85	1,38
	Missing	2	0,3	1	50,0	0	0,0	0	0,0	NE		NE	NE	NE	NE	NE	NE	NE	NE	NE	NE	NE		NE	NE	NE	NE
Geographic region	Europe	132	20,9	30	22,7	138	22,0	38	27,5	0,79	Convergence criterion (GCONV=1E-8) satisfied.	0,45	1,37	-0,057	Algorithm converged.	-0,161	0,047	0,83	Algorithm converged.	0,55	1,27	0,3990	0,6931	1,20	Algorithm converged.	0,79	1,82
	America	284	44,9	108	38,0	293	46,7	120	41,0	0,88	Convergence criterion (GCONV=1E-8) satisfied.	0,63	1,22	-0,034	Algorithm converged.	-0,113	0,048	0,93	Algorithm converged.	0,76	1,14	0,4374		1,07	Algorithm converged.	0,88	1,31
	Asia Pacific (inc. Australia)	47	7,4	14	29,8	46	7,3	13	28,3	1,23	Convergence criterion (GCONV=1E-8) satisfied.	0,49	3,09	0,008	Algorithm converged.	-0,178	0,192	1,04	Algorithm converged.	0,55	2,00	0,6550		0,96	Algorithm converged.	0,50	1,83
Race/ethnicity	White	356	56,3	121	34,0	391	62,4	142	36,3	0,89	Convergence criterion (GCONV=1E-8) satisfied.	0,66	1,21	-0,025	Algorithm converged.	-0,093	0,042	0,94	Algorithm converged.	0,77	1,14	0,4593	0,9160	1,07	Algorithm converged.	0,88	1,29
	Asian	44	7,0	13	29,5	61	9,7	14	34,1	0,84	Convergence criterion (GCONV=1E-8) satisfied.	0,23	1,81	-0,051	Algorithm converged.	-0,241	0,140	1,09	Algorithm converged.	0,55	2,16	0,7951		0,92	Algorithm converged.	0,48	1,82
	Other	46	7,3	14	30,4	38	6,1	11	28,9	1,12	Convergence criterion (GCONV=1E-8) satisfied.	0,42	3,01	0,003	Algorithm converged.	-0,197	0,202	1,13	Algorithm converged.	0,58	2,21	0,8150		0,88	Algorithm converged.	0,45	1,73
	Unknown	17	2,7	4	23,5	7	1,1	4	57,1	0,12	Convergence criterion (GCONV=1E-8) satisfied.	0,01	1,24	*	WARNING: The relative Hessian convergence criterion of 0.4055518451 is greater than the limit of 0.0001. The convergence is questionable.			*	ERROR: The mean parameter is either invalid or at a limit of its range for some observations.					*	ERROR: The mean parameter is either invalid or at a limit of its range for some observations.		
Baseline HbA1c	<=8%	297	47,0	97	32,7	303	48,3	110	36,3	0,88	Convergence criterion (GCONV=1E-8) satisfied.	0,62	1,24	-0,039	Algorithm converged.	-0,113	0,036	0,91	Algorithm converged.	0,74	1,13	0,4703	0,7021	1,08	Algorithm converged.	0,88	1,34
	>8%	140	25,3	54	33,8	170	27,1	59	34,7	0,97	Convergence criterion (GCONV=1E-8) satisfied.	0,61	1,53	-0,010	Algorithm converged.	-0,112	0,082	0,98	Algorithm converged.	0,72	1,32	0,8862		1,02	Algorithm converged.	0,76	1,38
	Missing	6	0,9	1	16,7	4	0,6	2	50,0	NE	Convergence criterion (GCONV=1E-8) satisfied.	NE	NE	*	ERROR: The mean parameter is either invalid or at a limit of its range for some observations.			*	WARNING: Negative of Hessian not positive definite.					*	WARNING: Negative of Hessian not positive definite.		
Prior IVT anti-VEGF therapy	Yes	102	16,1	38	37,3	108	16,9	35	33,0	1,27	Convergence criterion (GCONV=1E-8) satisfied.	0,71	2,27	0,035	Algorithm converged.	-0,094	0,163	1,17	Algorithm converged.	0,81	1,69	0,4175	0,1327	0,86	Algorithm converged.	0,59	1,24
	No	361	57,1	114	31,6	371	59,2	136	36,7	0,79	Convergence criterion (GCONV=1E-8) satisfied.	0,58	1,08	-0,051	Algorithm converged.	-0,119	0,016	0,86	Algorithm converged.	0,71	1,05	0,1367		1,14	Algorithm converged.	0,95	1,42
Baseline DR severity	<47	238	40,8	71	27,5	264	42,1	73	27,7	0,96	Convergence criterion (GCONV=1E-8) satisfied.	0,65	1,43	-0,015	Algorithm converged.	-0,089	0,059	0,99	Algorithm converged.	0,75	1,30	0,8463	0,6852	1,01	Algorithm converged.	0,77	1,33
	47 - 53	149	23,6	58	38,9	168	26,8	75	45,2	0,77	Convergence criterion (GCONV=1E-8) satisfied.	0,48	1,22	-0,061	Algorithm converged.	-0,169	0,048	0,88	Algorithm converged.	0,68	1,11	0,2610		1,16	Algorithm converged.	0,90	1,51
	>53	48	7,6	21	43,8	32	5,1	19	59,4	0,61	Convergence criterion (GCONV=1E-8) satisfied.	0,24	1,58	-0,150	Algorithm converged.	-0,378	0,078	0,72	Algorithm converged.	0,46	1,13	0,3086		1,39	Algorithm converged.	0,89	2,17
	Missing	8	1,3	2	25,0	15	2,4	4	26,7	1,28	Convergence criterion (GCONV=1E-8) satisfied.	0,11	14,56	*	ERROR: The mean parameter is either invalid or at a limit of its range for some observations.			*	WARNING: The relative Hessian convergence criterion of 0.0376204388 is greater than the limit of 0.0001. The convergence is questionable.					*	WARNING: The relative Hessian convergence criterion of 0.0376204388 is greater than the limit of 0.0001. The convergence is questionable.		
Baseline DR severity	<=53	407	64,4	129	31,7	430	68,6	148	34,4	0,89	Convergence criterion (GCONV=1E-8) satisfied.	0,66	1,19	-0,031	Algorithm converged.	-0,094	0,031	0,93	Algorithm converged.	0,77	1,12	0,4261	0,5397	1,08	Algorithm converged.	0,89	1,31
	>53	48	7,6	21	43,8	32	5,1	19	59,4	0,61	Convergence criterion (GCONV=1E-8) satisfied.	0,24	1,58	-0,150	Algorithm converged.	-0,378	0,078	0,72	Algorithm converged.	0,46	1,13	0,3086		1,39	Algorithm converged.	0,89	2,17
	Missing	8	1,3	2	25,0	15	2,4	4	26,7	1,28	Convergence criterion (GCONV=1E-8) satisfied.	0,11	14,56	*	ERROR: The mean parameter is either invalid or at a limit of its range for some observations.			*	WARNING: The relative Hessian convergence criterion of 0.0376204388 is greater than the limit of 0.0001. The convergence is questionable.					*	WARNING: The relative Hessian convergence criterion of 0.0376204388 is greater than the limit of 0.0001. The convergence is questionable.		
Medical history: renal disease	Yes	45	7,1	18	40,0	40	6,4	13	32,5	1,16	Convergence criterion (GCONV=1E-8) satisfied.	0,49	2,74	0,069	Algorithm converged.	-0,140	0,277	1,22	Algorithm converged.	0,69	2,17	0,7368	0,2686	0,82	Algorithm converged.	0,46	1,45
	No	418	66,1	134	32,1	437	69,7	158	36,2	0,84	Convergence criterion (GCONV=1E-8) satisfied.	0,63	1,12	-0,042	Algorithm converged.	-0,104	0,020	0,90	Algorithm converged.	0,75	1,08	0,2306		1,11	Algorithm converged.	0,93	1,34
Medical history: cardiac disease	Yes	367	58,1	117	31,9	377	60,1	129	34,2	0,89	Convergence criterion (GCONV=1E-8) satisfied.	0,65	1,21	-0,028	Algorithm converged.	-0,094	0,039	0,94	Algorithm converged.	0,77	1,15	0,4462	0,8292	1,06	Algorithm converged.	0,83	1,30
	No	96	15,2	35	36,5	100	15,9	42	42,0	0,90	Convergence criterion (GCONV=1E-8) satisfied.	0,49	1,63	-0,041	Algorithm converged.	-0,175	0,093	0,93	Algorithm converged.	0,66	1,30	0,7261		1,08	Algorithm converged.	0,77	1,52
Medical history: vascular disease	Yes	64	10,1	25	39,1	62	9,9	20	32,3	1,03	Convergence criterion (GCONV=1E-8) satisfied.	0,47	2,27	0,053	Algorithm converged.	-0,111	0,217	1,13	Algorithm converged.	0,70	1,81	0,9333	0,2390	0,89	Algorithm converged.	0,53	1,42
	No	398	63,1	127	31,8	415	66,2	151	36,4	0,82	Convergence criterion (GCONV=1E-8) satisfied.	0,61	1,11	-0,048	Algorithm converged.	-0,112	0,016	0,89	Algorithm converged.	0,73	1,07	0,1945		1,13	Algorithm converged.	0,93	1,36
Study	Rhine	218	34,5	63	28,9	228	36,0	77	34,1	0,79	Convergence criterion (GCONV=1E-8) satisfied.	0,53	1,18	-0,052	Algorithm converged.	-0,138	0,034	0,85	Algorithm converged.	0,65	1,13	0,2564	0,4871	1,17	Algorithm converged.	0,89	1,54
	Yosemite	245	38,8	89	36,3	251	40,0	94	37,5	0,96	Convergence criterion (GCONV=1E-8) satisfied.	0,66	1,40	-0,021	Algorithm converged.	-0,104	0,062	0,98	Algorithm converged.	0,78	1,22	0,8366		1,02	Algorithm converged.	0,82	1,28

Test for interaction based on RR (Log-binomial regression)
* indicates convergence problem. Result is uninterpretable.
Only patients with at least one value are used for analysis. For stratification Asia and rest of the world regions are combined due to a small number of enrolled patients. The stratification factor is excluded if it is the subgroup. OR is computed by stratified analysis, RR and ARD by adjusted analysis.
Early Termination (ET) visit was mapped to closest regular visit.
Treatment policy strategy was applied to non-COVID-19 related and hypothetical strategy was applied to COVID-19 related intercurrent events. COVID-19 related intercurrent events are: Disc. of Treatment due to COVID-19, Prohibited Treatment/Therapy due to COVID-19, Missed Dose at Week 88,92 or 96 due to COVID-19 and COVID-19 Death.
Clinical cut-off: YOSEMITE 01NOV2021 and RHINE 28OCT2021

Program: root/clinical_studies/RO6867461/CDT70122/share/ACE_pool_DME_CSR_Final/prod/program/t_eff_resp.sas
Output: root/clinical_studies/RO6867461/CDT70122/share/ACE_pool_DME_CSR_Final/prod/output_hc/t_eff_resp_sg_str_QSBDR15I_PREST_ITBC_OCTNOV2021_DME.xls
27MAR2022 3:18

POPULATION: Intent-to-Treat Population B vs. C
ENDPOINT: Proportion of Patients with a >=4-point improvement from baseline in NEI VFQ-25 Driving subscale through Week 56
MODEL: Stratified Analysis by Study, Baseline BCVA ETDRS letter score, Prior IVT anti-VEGF therapy, Geographic region (combined)
STUDY: GR40349 & GR40398
Dichotomous Analysis (Efficacy)

		Faricimab (PTI) (N=632)				Aflibercept (N=627)				Faricimab (PTI) vs. Aflibercept																Aflibercept vs. Faricimab (PTI)				
		Patients		Patients with Event		Patients		Patients with Event		Odds Ratio																Relative Risk				
														Absolute Risk Difference						Relative Risk										
Name	Level	n	%	n	%	n	%	n	%	Odds Ratio		Convergence Reason	95% Lower CL	95% Upper CL	Absolute Risk		Convergence Reason	95% Lower CL	95% Upper CL	Relative Risk		Convergence Reason	95% Lower CL	95% Upper CL	p-value (Cochran-Mantel-Haenszel)	Interaction Test p-value (likelihood ratio)	Relative Risk		Convergence Reason	95% Lower CL	95% Upper CL
All	n/a	458	72,5	207	45,2	471	75,1	204	43,3	1,10		Convergence criterion (GCONV=1E-8) satisfied.	0,85	1,43	0,019		Algorithm converged.	-0,045	0,082	1,05		Algorithm converged.	0,91	1,21	0,4718		0,95		Algorithm converged.	0,82	1,09
Study	Rhine	217	34,3	94	43,3	221	35,2	97	43,9	0,99		Convergence criterion (GCONV=1E-8) satisfied.	0,68	1,45	-0,004		Algorithm converged.	-0,097	0,088	1,00		Algorithm converged.	0,81	1,23	0,9732	0,5094	1,00		Algorithm converged.	0,81	1,24
	Yosemite	241	38,1	113	46,9	250	39,9	107	42,8	1,21		Convergence criterion (GCONV=1E-8) satisfied.	0,84	1,74	0,038		Algorithm converged.	-0,049	0,125	1,10		Algorithm converged.	0,91	1,34	0,3038		0,91		Algorithm converged.	0,75	1,10

Test for interaction based on RR (Log-binomial regression)
* indicates convergence problem. Result is uninterpretable.
Only patients with at least one value are used for analysis. For stratification Asia and rest of the world regions are combined due to a small number of enrolled patients. The stratification factor is excluded if it is the subgroup. OR is computed by stratified analysis, RR and ARD by adjusted analysis.
Early Termination (ET) visit was mapped to closest regular visit.
Treatment policy strategy was applied to non-COVID-19 related and hypothetical strategy was applied to COVID-19 related intercurrent events. COVID-19 related intercurrent events are: Disc. of Treatment due to COVID-19, Prohibited Treatment/Therapy due to COVID-19, Missed Dose at Week 44,48 or 52 due to COVID-19 and COVID-19 Death.
Clinical cut-off: YOSEMITE 01NOV2021 and RHINE 28OCT2021

Program: root/clinical_studies/RO6867461/CDT70122/share/ACE_pool_DME_CSR_Final/prod/program/t_eff_resp.sas
Output: root/clinical_studies/RO6867461/CDT70122/share/ACE_pool_DME_CSR_Final/prod/output_bc/t_eff_resp_str_QSBDR4I_W56_PREST_ITBC_OCTNOV2021_DME.xls
27MAR2022 5:13

POPULATION: Intent-to-Treat Population B vs. C
ENDPOINT: Proportion of Patients with a >=4-point improvement from baseline in NEI VFQ-25 Driving subscale through Week 56
MODEL: Adjusted Analysis by Study, Baseline BCVA ETDRS letter score, Prior IVT anti-VEGF therapy, Geographic region
STUDY: GR40349 & GR40398
Forest Plot of Relative Risk

Study	Total n	Aflibercept (N=627) n	Aflibercept (N=627) n Responder	Faricimab (PTI) (N=632) n	Faricimab (PTI) (N=632) n Responder	Relative Risk	95% CI
All Patients	929	471	204	458	207	1.05	(0.91, 1.21)
Study							
Rhine	438	221	97	217	94	1.00	(0.81, 1.23)
Yosemite	491	250	107	241	113	1.10	(0.91, 1.34)

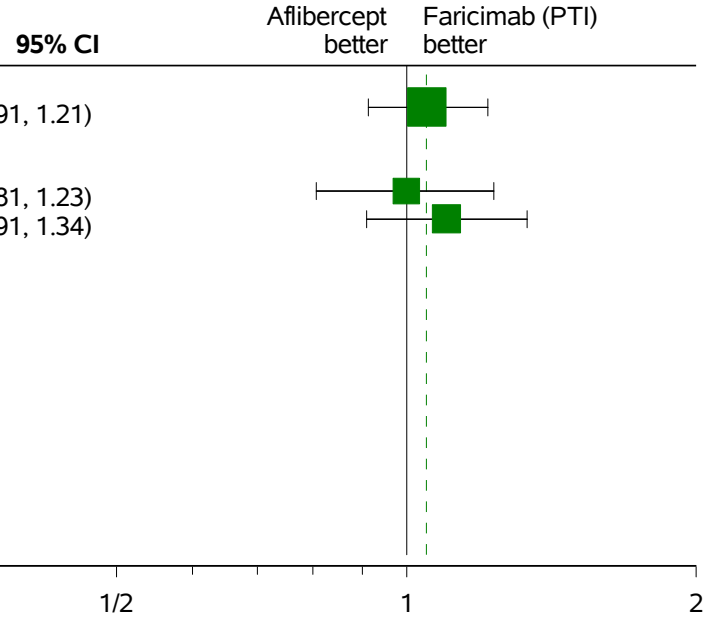

Only patients with at least one value are used for analysis. For adjustment Asia and rest of the world regions are combined due to a small number of enrolled patients.
The adjustment factor is excluded if it is the subgroup.
Early Termination (ET) visit was mapped to closest regular visit.
Treatment policy strategy was applied to non-COVID-19 related and hypothetical strategy was applied to COVID-19 related intercurrent events. COVID-19 related intercurrent events are:
Disc. of Treatment due to COVID-19, Prohibited Treatment/Therapy due to COVID-19, Missed Dose at Week 44,48 or 52 due to COVID-19 and COVID-19 Death.
Clinical cut-off: YOSEMITE 01NOV2021 and RHINE 28OCT2021
Program: root/clinical_studies/RO6867461/CDT70122/share/ACE_pool_DME_Base/prod/program/g_forest_rr.sas
Output: root/clinical_studies/RO6867461/CDT70122/share/ACE_pool_DME_CSR_Final/prod/output_bc/g_forest_rr_str_QSBDR4I_W56_PREST_ITBC_OCTNOV2021_DME.pdf 06OCT2022 18:38

POPULATION: Intent-to-Treat Population B vs. C
ENDPOINT: Proportion of Patients with a >=4-point improvement from baseline in NEI VFQ-25 Driving subscale through Week 56
MODEL: Stratified Analysis by Study, Baseline BCVA ETDRS letter score, Prior IVT anti-VEGF therapy, Geographic region
STUDY: GR40349 & GR40398
Forest Plot of Odds Ratio

Study	Total n	Aflibercept (N=627) n	Aflibercept (N=627) n Responder	Faricimab (PTI) (N=632) n	Faricimab (PTI) (N=632) n Responder	Odds Ratio	95% CI
All Patients	929	471	204	458	207	1.10	(0.85, 1.43)
Study							
Rhine	438	221	97	217	94	0.99	(0.68, 1.45)
Yosemite	491	250	107	241	113	1.21	(0.84, 1.74)

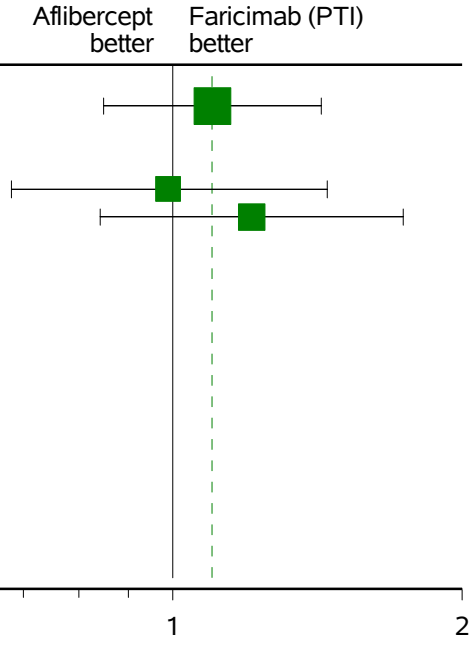

Only patients with at least one value are used for analysis. For stratification Asia and rest of the world regions are combined due to a small number of enrolled patients.
Early Termination (ET) visit was mapped to closest regular visit.
Treatment policy strategy was applied to non-COVID-19 related and hypothetical strategy was applied to COVID-19 related intercurrent events. COVID-19 related intercurrent events are:
Disc. of Treatment due to COVID-19, Prohibited Treatment/Therapy due to COVID-19, Missed Dose at Week 44,48 or 52 due to COVID-19 and COVID-19 Death.
Clinical cut-off: YOSEMITE 01NOV2021 and RHINE 28OCT2021
Program: root/clinical_studies/RO6867461/CDT70122/share/ACE_pool_DME_Base/prod/program/g_forest_or.sas
Output: root/clinical_studies/RO6867461/CDT70122/share/ACE_pool_DME_CSR_Final/prod/output_bc/g_forest_or_str_QSBDR4I_W56_PREST_ITBC_OCTNOV2021_DME.pdf 30SEP2022 13:28

POPULATION: Intent-to-Treat Population B vs. C
ENDPOINT: Proportion of Patients with a >=4-point improvement from baseline in NEI VFQ-25 Driving subscale through Week 56
MODEL: Stratified Analysis by Study, Baseline BCVA ETDRS letter score, Prior IVT anti-VEGF therapy, Geographic region (combined)
STUDY: GR40349 & GR40398
Dichotomous Analysis by Subgroups (Efficacy)

		Faricimab (PTI) (N=632)				Aflibercept (N=627)				Faricimab (PTI) vs. Aflibercept														Aflibercept vs. Faricimab (PTI)			
		Patients		Patients with Event		Patients		Patients with Event		Odds Ratio				Absolute Risk Difference				Relative Risk						Relative Risk			
Name	Level	n	%	n	%	n	%	n	%	Odds Ratio	Convergence Reason	95% Lower CL	95% Upper CL	Absolute Risk	Convergence Reason	95% Lower CL	95% Upper CL	Relative Risk	Convergence Reason	95% Lower CL	95% Upper CL	p-value (Cochran-Mantel Haenszel)	p-value (likelihood ratio)	Relative Risk	Convergence Reason	95% Lower CL	95% Upper CL
All	n/a	458	72,5	207	45,2	471	75,1	204	43,3	1,10	Convergence criterion (GCONV=1E-8) satisfied.	0,85	1,43	0,019	Algorithm converged.	-0,045	0,082	1,05	Algorithm converged.	0,91	1,21	0,4718		0,95	Algorithm converged.	0,82	1,09
Sex	Male	337	53,3	144	42,7	318	50,7	137	43,1	0,98	Convergence criterion (GCONV=1E-8) satisfied.	0,72	1,34	-0,007	Algorithm converged.	-0,083	0,068	0,99	Algorithm converged.	0,83	1,18	0,9109	0,1800	1,01	Algorithm converged.	0,85	1,20
	Female	121	19,1	63	52,1	153	24,4	67	43,8	1,49	Convergence criterion (GCONV=1E-8) satisfied.	0,92	2,43	0,092	Algorithm converged.	-0,025	0,208	1,22	Algorithm converged.	0,96	1,56	0,1067		0,82	Algorithm converged.	0,64	1,04
Age	< 65 years	281	44,5	136	48,4	303	48,3	133	43,9	1,25	Convergence criterion (GCONV=1E-8) satisfied.	0,90	1,73	0,050	Algorithm converged.	-0,031	0,130	1,11	Algorithm converged.	0,91	1,32	0,1867	0,3800	0,90	Algorithm converged.	0,76	1,07
	>= 65 years	177	28,0	71	40,1	168	26,8	71	42,3	0,94	Convergence criterion (GCONV=1E-8) satisfied.	0,61	1,46	-0,018	Algorithm converged.	-0,120	0,085	1,00	Algorithm converged.	0,78	1,27	0,7952		1,00	Algorithm converged.	0,78	1,29
Age	< 75 years	427	67,6	197	46,1	440	70,2	190	43,2	1,15	Convergence criterion (GCONV=1E-8) satisfied.	0,88	1,51	0,030	Algorithm converged.	-0,035	0,096	1,08	Algorithm converged.	0,94	1,25	0,3009	0,1602	0,92	Algorithm converged.	0,80	1,07
	>= 75 years	31	4,9	10	32,3	31	4,9	14	45,2	0,46	Convergence criterion (GCONV=1E-8) satisfied.	0,14	1,52	-0,132	Algorithm converged.	-0,377	0,114	0,68	Algorithm converged.	0,34	1,33	0,1971		1,48	Algorithm converged.	0,75	2,91
Baseline BCVA ETDRS letter score	< 64 letters	197	31,2	93	47,2	199	31,7	87	43,7	1,21	Convergence criterion (GCONV=1E-8) satisfied.	0,81	1,82	0,041	Algorithm converged.	-0,055	0,137	1,14	Algorithm converged.	0,93	1,41	0,3564	0,4470	0,87	Algorithm converged.	0,71	1,08
	>= 64 letters	259	41,0	113	43,6	272	43,4	117	43,0	1,02	Convergence criterion (GCONV=1E-8) satisfied.	0,72	1,43	0,005	Algorithm converged.	-0,079	0,089	1,01	Algorithm converged.	0,83	1,23	0,9194		0,99	Algorithm converged.	0,81	1,20
	Missing	2	0,3	1	50,0	0	0,0	0	0,0	NE	NE	NE	NE	NE	NE	NE	NE	NE	NE	NE	NE	NE		NE	NE	NE	NE
Geographic region	Europe	130	20,6	48	36,9	133	21,2	46	34,6	1,15	Convergence criterion (GCONV=1E-8) satisfied.	0,69	1,91	0,025	Algorithm converged.	-0,090	0,140	1,10	Algorithm converged.	0,79	1,51	0,5867	0,9829	0,91	Algorithm converged.	0,66	1,26
	America	281	44,5	140	49,8	293	46,7	141	48,1	1,07	Convergence criterion (GCONV=1E-8) satisfied.	0,77	1,48	0,017	Algorithm converged.	-0,065	0,099	1,04	Algorithm converged.	0,88	1,23	0,7026		0,98	Algorithm converged.	0,82	1,14
	Asia Pacific (inc. Australia)	47	7,4	19	40,4	45	7,2	17	37,8	1,25	Convergence criterion (GCONV=1E-8) satisfied.	0,52	3,04	0,028	Algorithm converged.	-0,169	0,226	1,13	Algorithm converged.	0,66	1,94	0,6175		0,88	Algorithm converged.	0,52	1,51
Race/ethnicity	White	351	55,5	163	46,4	386	61,6	169	43,8	1,13	Convergence criterion (GCONV=1E-8) satisfied.	0,84	1,51	0,027	Algorithm converged.	-0,044	0,099	1,06	Algorithm converged.	0,91	1,25	0,4310	0,4934	0,94	Algorithm converged.	0,80	1,10
	Asian	44	7,0	18	40,9	40	6,4	13	32,5	0,95	Convergence criterion (GCONV=1E-8) satisfied.	0,35	2,59	0,085	Algorithm converged.	-0,116	0,286	1,43	Algorithm converged.	0,72	2,67	0,9156		0,70	Algorithm converged.	0,37	1,30
	Other	46	7,3	18	39,1	38	6,1	18	47,4	0,81	Convergence criterion (GCONV=1E-8) satisfied.	0,32	2,04	*	WARNING: The relative Hessian convergence criterion of 0.0051851053 is greater than the limit of 0.0001. The convergence is questionable.			0,86	Algorithm converged.	0,53	1,40	0,6530		1,17	Algorithm converged.	0,72	1,90
	Unknown	17	2,7	8	47,1	7	1,1	4	57,1	0,27	Convergence criterion (GCONV=1E-8) satisfied.	0,02	3,12	*	WARNING: The relative Hessian convergence criterion of 0.0102426142 is greater than the limit of 0.0001. The convergence is questionable.			*	WARNING: The relative Hessian convergence criterion of 0.0197058383 is greater than the limit of 0.0001. The convergence is questionable.					*	WARNING: The relative Hessian convergence criterion of 0.0197058383 is greater than the limit of 0.0001. The convergence is questionable.		
Baseline HbA1c	<=8%	294	46,5	132	44,9	300	47,8	130	43,3	1,13	Convergence criterion (GCONV=1E-8) satisfied.	0,81	1,57	0,018	Algorithm converged.	-0,061	0,098	1,06	Algorithm converged.	0,89	1,27	0,4766	0,8778	0,94	Algorithm converged.	0,79	1,13
	>8%	158	25,0	72	45,6	167	26,6	73	43,7	1,12	Convergence criterion (GCONV=1E-8) satisfied.	0,71	1,73	0,019	Algorithm converged.	-0,089	0,127	1,03	Algorithm converged.	0,81	1,32	0,6585		0,97	Algorithm converged.	0,76	1,23
	Missing	6	0,9	3	50,0	4	0,6	1	25,0	*	NE			*	WARNING: The relative Hessian convergence criterion of 0.9179991791 is greater than the limit of 0.0001. The convergence is questionable.			*	WARNING: The relative Hessian convergence criterion of 13.185181748 is greater than the limit of 0.0001. The convergence is questionable.					*	WARNING: The relative Hessian convergence criterion of 13.185181748 is greater than the limit of 0.0001. The convergence is questionable.		
Prior IVT anti-VEGF therapy	Yes	102	16,1	44	43,1	104	16,6	46	44,2	1,03	Convergence criterion (GCONV=1E-8) satisfied.	0,58	1,82	-0,012	Algorithm converged.	-0,144	0,120	1,02	Algorithm converged.	0,76	1,38	0,9188	0,6713	0,98	Algorithm converged.	0,72	1,32
	No	356	56,3	163	45,8	367	58,5	158	43,1	1,12	Convergence criterion (GCONV=1E-8) satisfied.	0,84	1,51	0,027	Algorithm converged.	-0,045	0,099	1,07	Algorithm converged.	0,91	1,26	0,4374		0,94	Algorithm converged.	0,80	1,10
Baseline DR severity	<47	256	40,5	99	38,7	261	41,6	98	37,5	1,06	Convergence criterion (GCONV=1E-8) satisfied.	0,74	1,52	0,005	Algorithm converged.	-0,078	0,087	1,04	Algorithm converged.	0,84	1,29	0,7543	0,5633	0,96	Algorithm converged.	0,77	1,19
	47 - 53	147	23,3	77	52,4	163	26,0	78	47,9	1,18	Convergence criterion (GCONV=1E-8) satisfied.	0,75	1,87	0,047	Algorithm converged.	-0,064	0,157	1,09	Algorithm converged.	0,88	1,35	0,4779		0,92	Algorithm converged.	0,74	1,14
	>53	47	7,4	28	59,6	32	5,1	22	68,8	0,70	Convergence criterion (GCONV=1E-8) satisfied.	0,26	1,91	-0,045	Algorithm converged.	-0,258	0,168	1,03	Algorithm converged.	0,71	1,50	0,4861		0,97	Algorithm converged.	0,67	1,40
	Missing	8	1,3	3	37,5	15	2,4	6	40,0	1,28	Convergence criterion (GCONV=1E-8) satisfied.	0,11	14,56	*	WARNING: The relative Hessian convergence criterion of 0.0231254229 is greater than the limit of 0.0001. The convergence is questionable.			1,11	Algorithm converged.	0,32	3,83	0,8415		0,90	Algorithm converged.	0,26	3,08
Baseline DR severity	<=53	403	63,8	176	43,7	424	67,6	176	41,5	1,11	Convergence criterion (GCONV=1E-8) satisfied.	0,84	1,47	0,022	Algorithm converged.	-0,045	0,089	1,06	Algorithm converged.	0,91	1,24	0,4526	0,3690	0,94	Algorithm converged.	0,81	1,10
	>53	47	7,4	28	59,6	32	5,1	22	68,8	0,70	Convergence criterion (GCONV=1E-8) satisfied.	0,26	1,91	-0,045	Algorithm converged.	-0,258	0,168	1,03	Algorithm converged.	0,71	1,50	0,4861		0,97	Algorithm converged.	0,67	1,40
	Missing	8	1,3	3	37,5	15	2,4	6	40,0	1,28	Convergence criterion (GCONV=1E-8) satisfied.	0,11	14,56	*	WARNING: The relative Hessian convergence criterion of 0.0231254229 is greater than the limit of 0.0001. The convergence is questionable.			1,11	Algorithm converged.	0,32	3,83	0,8415		0,90	Algorithm converged.	0,26	3,08
Medical history: renal disease	Yes	44	7,0	23	52,3	39	6,2	17	43,6	1,17	Convergence criterion (GCONV=1E-8) satisfied.	0,49	2,78	0,087	Algorithm converged.	-0,128	0,302	1,09	Algorithm converged.	0,69	1,71	0,7174	0,4827	0,92	Algorithm converged.	0,58	1,44
	No	414	65,5	184	44,4	432	68,9	187	43,3	1,07	Convergence criterion (GCONV=1E-8) satisfied.	0,81	1,41	0,012	Algorithm converged.	-0,054	0,078	1,04	Algorithm converged.	0,89	1,20	0,6278		0,96	Algorithm converged.	0,83	1,12
Medical history: cardiac disease	Yes	363	57,4	165	45,5	373	59,5	157	42,1	1,19	Convergence criterion (GCONV=1E-8) satisfied.	0,89	1,60	0,033	Algorithm converged.	-0,038	0,104	1,09	Algorithm converged.	0,92	1,28	0,2407	0,4404	0,92	Algorithm converged.	0,78	1,08
	No	95	15,0	42	44,2	98	15,6	47	48,0	1,00	Convergence criterion (GCONV=1E-8) satisfied.	0,55	1,82	-0,034	Algorithm converged.	-0,174	0,106	0,95	Algorithm converged.	0,70	1,28	0,9971		1,06	Algorithm converged.	0,78	1,43
Medical history: vascular disease	Yes	64	10,1	32	50,0	61	9,7	27	44,3	0,97	Convergence criterion (GCONV=1E-8) satisfied.	0,45	2,10	0,044	Algorithm converged.	-0,128	0,216	1,04	Algorithm converged.	0,72	1,50	0,9444	0,6613	0,96	Algorithm converged.	0,66	1,38
	No	394	62,3	175	44,4	410	65,4	177	43,2	1,07	Convergence criterion (GCONV=1E-8) satisfied.	0,81	1,42	0,013	Algorithm converged.	-0,055	0,081	1,04	Algorithm converged.	0,89	1,21	0,6348		0,97	Algorithm converged.	0,83	1,13
Study	Rhine	217	34,3	94	43,3	221	35,2	97	43,9	0,99	Convergence criterion (GCONV=1E-8) satisfied.	0,68	1,45	-0,004	Algorithm converged.	-0,097	0,088	1,00	Algorithm converged.	0,81	1,23	0,9732	0,5094	1,00	Algorithm converged.	0,81	1,24
	Yosemite	241	38,1	113	46,9	250	39,9	107	42,8	1,21	Convergence criterion (GCONV=1E-8) satisfied.	0,84	1,74	0,038	Algorithm converged.	-0,049	0,125	1,10	Algorithm converged.	0,91	1,34	0,3038		0,91	Algorithm converged.	0,75	1,10

Test for interaction based on RR (Log-binomial regression)
* indicates convergence problem. Result is uninterpretable.
Only patients with at least one value are used for analysis. For stratification Asia and rest of the world regions are combined due to a small number of enrolled patients. The stratification factor is excluded if it is the subgroup. OR is computed by stratified analysis, RR and ARD by adjusted analysis.
Early Termination (ET) visit was mapped to closest regular visit.
Treatment policy strategy was applied to non-COVID-19 related and hypothetical strategy was applied to COVID-19 related intercurrent events. COVID-19 related intercurrent events are: Disc. of Treatment due to COVID-19, Prohibited Treatment/Therapy due to COVID-19, Missed Dose at Week 44,48 or 52 due to COVID-19 and COVID-19 Death.
Clinical cut-off: YOSEMITE 01NOV2021 and RHINE 28OCT2021

Program: root/clinical_studies/RO6867461/CDT70122/share/ACE_pool_DME_CSR_Final/prod/program/t_eff_resp.sas
Output: root/clinical_studies/RO6867461/CDT70122/share/ACE_pool_DME_CSR_Final/prod/output_hc/t_eff_resp_sg_str_QSBDR4I_W56_PRES7_ITBC_OCTNOV2021_DME.xls
26MAR2022 22:19

POPULATION: Intent-to-Treat Population B vs. C
ENDPOINT: Proportion of Patients with a >=4-point improvement from baseline in NEI VFQ-25 Driving subscale throughout the Entire Study
MODEL: Stratified Analysis by Study, Baseline BCVA ETDRS letter score, Prior IVT anti-VEGF therapy, Geographic region (combined)
STUDY: GR40349 & GR40398
Dichotomous Analysis (Efficacy)

		Faricimab (PTI) (N=632)				Aflibercept (N=627)				Faricimab (PTI) vs. Aflibercept																Aflibercept vs. Faricimab (PTI)			
		Patients		Patients with Event		Patients		Patients with Event		Odds Ratio					Absolute Risk Difference				Relative Risk							Relative Risk			
Name	Level	n	%	n	%	n	%	n	%	Odds Ratio		Convergence Reason	95% Lower CL	95% Upper CL	Absolute Risk		Convergence Reason	95% Lower CL	95% Upper CL	Relative Risk		Convergence Reason	95% Lower CL	95% Upper CL	p-value (Cochran-Mantel-Haenszel)	Interaction Test p-value (likelihood ratio)	Relative Risk		Convergence Reason	95% Lower CL	95% Upper CL
All	n/a	463	73,3	234	50,5	477	76,1	237	49,7	1,05		Convergence criterion (GCONV=1E-8) satisfied.	0,81	1,36	0,008		Algorithm converged.	-0,055	0,072	1,02		Algorithm converged.	0,90	1,16	0,7202		0,98		Algorithm converged.	0,86	1,11
Study	Rhine	218	34,5	104	47,7	226	36,0	109	48,2	1,00		Convergence criterion (GCONV=1E-8) satisfied.	0,69	1,45	-0,004		Algorithm converged.	-0,097	0,089	0,99		Algorithm converged.	0,82	1,21	0,9863	0,7367	1,01		Algorithm converged.	0,83	1,22
	Yosemite	245	38,8	130	53,1	251	40,0	128	51,0	1,10		Convergence criterion (GCONV=1E-8) satisfied.	0,77	1,57	0,019		Algorithm converged.	-0,068	0,105	1,05		Algorithm converged.	0,89	1,23	0,6074		0,96		Algorithm converged.	0,81	1,13

Test for interaction based on RR (Log-binomial regression)
* indicates convergence problem. Result is uninterpretable.
Only patients with at least one value are used for analysis. For stratification Asia and rest of the world regions are combined due to a small number of enrolled patients. The stratification factor is excluded if it is the subgroup. OR is computed by stratified analysis, RR and ARD by adjusted analysis.
Early Termination (ET) visit was mapped to closest regular visit.
Treatment policy strategy was applied to non-COVID-19 related and hypothetical strategy was applied to COVID-19 related intercurrent events. COVID-19 related intercurrent events are: Disc. of Treatment due to COVID-19, Prohibited Treatment/Therapy due to COVID-19, Missed Dose at Week 88,92 or 96 due to COVID-19 and COVID-19 Death.
Clinical cut-off: YOSEMITE 01NOV2021 and RHINE 28OCT2021

Program: root/clinical_studies/RO6867461/CDT70122/share/ACE_pool_DME_CSR_Final/prod/program/t_eff_resp.sas
Output: root/clinical_studies/RO6867461/CDT70122/share/ACE_pool_DME_CSR_Final/prod/output_bc/t_eff_resp_str_QSBDR4I_PREST_ITBC_OCTNOV2021_DME.xls
27MAR2022 5:18

POPULATION: Intent-to-Treat Population B vs. C
ENDPOINT: Proportion of Patients with a >=4-point improvement from baseline in NEI VFQ-25 Driving subscale throughout the Entire Study
MODEL: Adjusted Analysis by Study, Baseline BCVA ETDRS letter score, Prior IVT anti-VEGF therapy, Geographic region
STUDY: GR40349 & GR40398
Forest Plot of Relative Risk

Study	Total n	Aflibercept (N=627) n	Aflibercept (N=627) n Responder	Faricimab (PTI) (N=632) n	Faricimab (PTI) (N=632) n Responder	Relative Risk	95% CI
All Patients	940	477	237	463	234	1.02	(0.90, 1.16)
Study							
Rhine	444	226	109	218	104	0.99	(0.82, 1.21)
Yosemite	496	251	128	245	130	1.05	(0.89, 1.23)

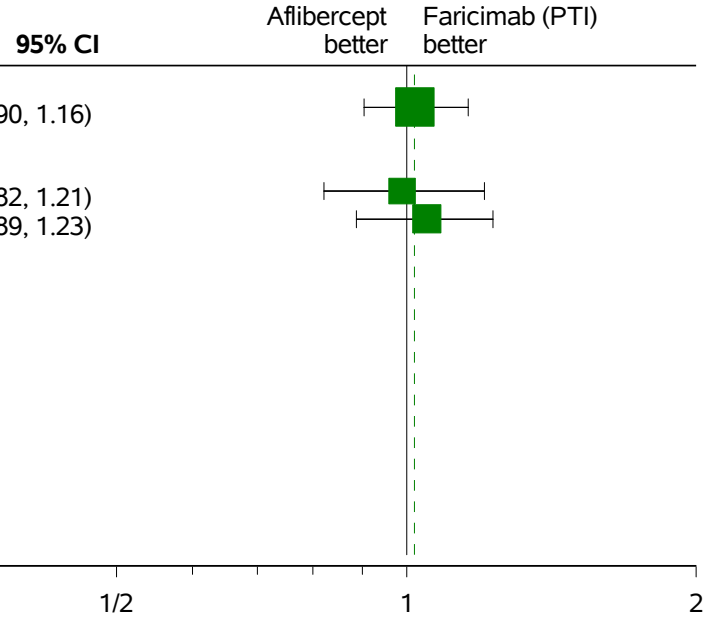

Only patients with at least one value are used for analysis. For adjustment Asia and rest of the world regions are combined due to a small number of enrolled patients.
The adjustment factor is excluded if it is the subgroup.
Early Termination (ET) visit was mapped to closest regular visit.
Treatment policy strategy was applied to non-COVID-19 related and hypothetical strategy was applied to COVID-19 related intercurrent events. COVID-19 related intercurrent events are:
Disc. of Treatment due to COVID-19, Prohibited Treatment/Therapy due to COVID-19, Missed Dose at Week 88,92 or 96 due to COVID-19 and COVID-19 Death.
Clinical cut-off: YOSEMITE 01NOV2021 and RHINE 28OCT2021
Program: root/clinical_studies/RO6867461/CDT70122/share/ACE_pool_DME_Base/prod/program/g_forest_rr.sas
Output: root/clinical_studies/RO6867461/CDT70122/share/ACE_pool_DME_CSR_Final/prod/output_bc/g_forest_rr_str_QSBDR4I_PREST_ITBC_OCTNOV2021_DME.pdf 06OCT2022 18:39

POPULATION: Intent-to-Treat Population B vs. C
ENDPOINT: Proportion of Patients with a >=4-point improvement from baseline in NEI VFQ-25 Driving subscale throughout the Entire Study
MODEL: Stratified Analysis by Study, Baseline BCVA ETDRS letter score, Prior IVT anti-VEGF therapy, Geographic region
STUDY: GR40349 & GR40398
Forest Plot of Odds Ratio

Study	Total n	Aflibercept (N=627) n	Aflibercept (N=627) n Responder	Faricimab (PTI) (N=632) n	Faricimab (PTI) (N=632) n Responder	Odds Ratio	95% CI
All Patients	940	477	237	463	234	1.05	(0.81, 1.36)
Study							
Rhine	444	226	109	218	104	1.00	(0.69, 1.45)
Yosemite	496	251	128	245	130	1.10	(0.77, 1.57)

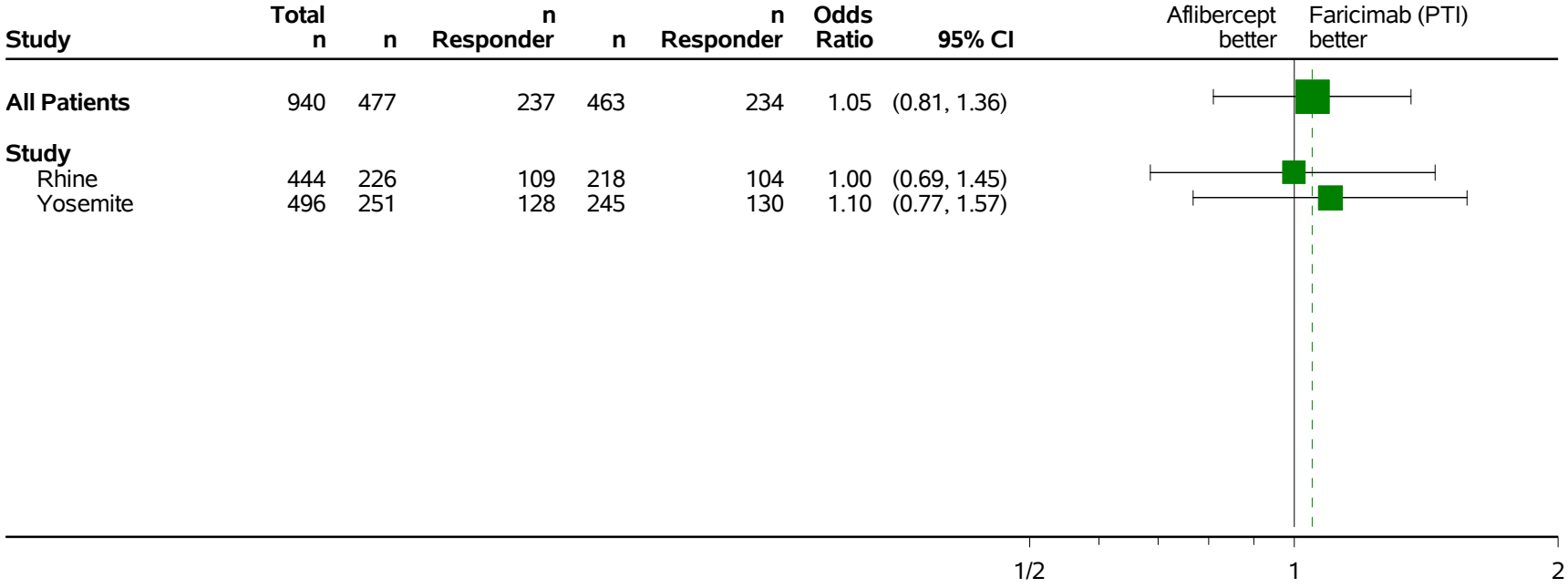

Only patients with at least one value are used for analysis. For stratification Asia and rest of the world regions are combined due to a small number of enrolled patients.
Early Termination (ET) visit was mapped to closest regular visit.
Treatment policy strategy was applied to non-COVID-19 related and hypothetical strategy was applied to COVID-19 related intercurrent events. COVID-19 related intercurrent events are:
Disc. of Treatment due to COVID-19, Prohibited Treatment/Therapy due to COVID-19, Missed Dose at Week 88,92 or 96 due to COVID-19 and COVID-19 Death.
Clinical cut-off: YOSEMITE 01NOV2021 and RHINE 28OCT2021
Program: root/clinical_studies/RO6867461/CDT70122/share/ACE_pool_DME_Base/prod/program/g_forest_or.sas
Output: root/clinical_studies/RO6867461/CDT70122/share/ACE_pool_DME_CSR_Final/prod/output_bc/g_forest_or_str_QSBDR4I_PREST_ITBC_OCTNOV2021_DME.pdf 30SEP2022 13:30

POPULATION: Intent-to-Treat Population B vs. C
ENDPOINT: Proportion of Patients with a >=4-point improvement from baseline in NEI VFQ-25 Driving subscale throughout the Entire Study
MODEL: Stratified Analysis by Study, Baseline BCVA ETDRS letter score, Prior IVT anti-VEGF therapy, Geographic region (combined)
STUDY: GR40349 & GR40398
Dichotomous Analysis by Subgroups (Efficacy)

		Faricimab (PTI) (N=632)				Aflibercept (N=627)				Faricimab (PTI) vs. Aflibercept																Aflibercept vs. Faricimab (PTI)			
		Patients		Patients with Event		Patients		Patients with Event		Odds Ratio				Absolute Risk Difference				Relative Risk								Relative Risk			
Name	Level	n	%	n	%	n	%	n	%	Odds Ratio	Convergence Reason	95% Lower CL	95% Upper CL	Absolute Risk	Convergence Reason	95% Lower CL	95% Upper CL	Relative Risk	Convergence Reason	95% Lower CL	95% Upper CL	p-value (Cochran-Mantel Haenszel)	p-value (likelihood ratio)	Relative Risk	Convergence Reason	95% Lower CL	95% Upper CL
All	n/a	463	73,3	234	50,5	477	76,1	237	49,7	1,05		0,83	1,36	0,008				1,02	Algorithm converged.	0,90	1,16	0,7202		0,98	Algorithm converged.	0,86	1,11
Sex	Male	339	53,6	166	49,0	322	51,4	159	49,4	0,97		0,75	1,32	-0,009				0,98	Algorithm converged.	0,84	1,14	0,8376	0,3226	1,02	Algorithm converged.	0,87	1,19
	Female	124	19,6	68	54,8	155	24,7	78	50,3	1,27		0,89	2,05	0,054				1,13	Algorithm converged.	0,91	1,40	0,3300		0,88	Algorithm converged.	0,71	1,10
Age	< 65 years	284	44,9	150	52,8	307	49,0	155	51,8	1,08		0,78	1,52	0,015				1,03	Algorithm converged.	0,85	1,25	0,5915	0,9739	0,97	Algorithm converged.	0,84	1,13
	>= 65 years	179	28,3	84	46,9	170	27,1	78	45,9	1,04		0,67	1,60	0,013				1,04	Algorithm converged.	0,85	1,27			0,96	Algorithm converged.	0,77	1,20
Age	< 75 years	431	68,2	221	51,3	446	71,1	223	50,0	1,07		0,82	1,40	0,014				1,04	Algorithm converged.	0,90	1,20	0,4913		0,96	Algorithm converged.	0,85	1,09
	>= 75 years	32	5,1	13	40,6	31	4,9	14	45,2	0,81		0,19	1,92	-0,068				0,93	Algorithm converged.	0,50	1,75	0,3928		1,07	Algorithm converged.	0,57	2,02
Baseline BCVA ETDRS letter score	< 64 letters	199	31,5	106	53,3	204	32,5	108	52,9	1,06		0,71	1,58	0,014				1,06	Algorithm converged.	0,89	1,26	0,7830	0,8637	0,94	Algorithm converged.	0,79	1,12
	>= 64 letters	262	41,5	127	48,5	273	43,5	129	47,3	1,04		0,74	1,46	0,010				1,03	Algorithm converged.	0,86	1,22	0,8359		0,97	Algorithm converged.	0,82	1,16
	Missing	2	0,3	1	50,0	0	0,0	0	0,0	NE		NE	NE	NE		NE	NE	NE	NE	NE	NE	NE		NE	NE	NE	NE
Geographic region	Europe	132	20,9	56	42,4	138	22,0	58	42,0	1,04		0,64	1,68	0,003				1,04	Algorithm converged.	0,78	1,37	0,8870	0,9118	0,96	Algorithm converged.	0,73	1,28
	America	284	44,9	158	55,6	293	46,7	161	54,9	1,02		0,73	1,42	0,006				1,01	Algorithm converged.	0,88	1,17	0,8999		0,99	Algorithm converged.	0,85	1,14
	Asia Pacific (inc. Australia)	47	7,4	20	42,6	46	7,3	18	39,1	1,37		0,57	3,31	0,034				1,19	Algorithm converged.	0,71	2,02	0,4783		0,84	Algorithm converged.	0,50	1,42
Race/ethnicity	White	356	56,3	182	51,1	391	62,4	197	50,4	1,03		0,77	1,38	0,007				1,03	Algorithm converged.	0,88	1,17	0,8408	0,7248	0,99	Algorithm converged.	0,86	1,13
	Asian	44	7,0	20	45,5	41	6,5	16	39,0	1,18	Convergence criterion (GCONV=1E-8) satisfied.	0,43	3,27	0,096	Algorithm converged.	-0,106	0,299	*	WARNING: The relative Hessian convergence criterion of 0.0060266263 is greater than the limit of 0.0001. The convergence is questionable.					*	WARNING: The relative Hessian convergence criterion of 0.0060266263 is greater than the limit of 0.0001. The convergence is questionable.		
	Other	46	7,3	24	52,2	38	6,1	19	50,0	1,29	Convergence criterion (GCONV=1E-8) satisfied.	0,51	3,28	0,031	Algorithm converged.	-0,181	0,243	1,06	Algorithm converged.	0,70	1,61	0,5957		0,94	Algorithm converged.	0,62	1,42
	Unknown	17	2,7	8	47,1	7	1,1	5	71,4	0,20	Convergence criterion (GCONV=1E-8) satisfied.	0,02	2,07	*	WARNING: The relative Hessian convergence criterion of 0.1435424048 is greater than the limit of 0.0001. The convergence is questionable.			*	WARNING: The relative Hessian convergence criterion of 0.2800490179 is greater than the limit of 0.0001. The convergence is questionable.					*	WARNING: The relative Hessian convergence criterion of 0.2800490179 is greater than the limit of 0.0001. The convergence is questionable.		
Baseline HbA1c	<=8%	297	47,0	151	50,8	303	48,3	153	50,5	1,03	Convergence criterion (GCONV=1E-8) satisfied.	0,76	1,45	0,003	Algorithm converged.	-0,075	0,084	1,02	Algorithm converged.	0,88	1,19	0,7707	0,9627	0,98	Algorithm converged.	0,84	1,14
	>8%	160	25,3	80	50,0	170	27,1	82	48,2	1,08	Convergence criterion (GCONV=1E-8) satisfied.	0,69	1,69	0,014	Algorithm converged.	-0,083	0,121	1,03	Algorithm converged.	0,83	1,27	0,7303		0,97	Algorithm converged.	0,79	1,21
	Missing	6	0,9	3	50,0	4	0,6	2	50,0		* NE				* WARNING: The relative Hessian convergence criterion of 0.9179955201 is greater than the limit of 0.0001. The convergence is questionable.				* WARNING: Negative of Hessian not positive definite.						* WARNING: Negative of Hessian not positive definite.		
Prior IVT anti-VEGF therapy	Yes	102	16,1	50	49,0	106	16,9	51	48,1	1,11	Convergence criterion (GCONV=1E-8) satisfied.	0,63	1,94	0,010	Algorithm converged.	-0,122	0,143	1,10	Algorithm converged.	0,84	1,44	0,7262	0,8647	0,91	Algorithm converged.	0,70	1,19
	No	361	57,1	184	51,0	371	59,2	186	50,1	1,04	Convergence criterion (GCONV=1E-8) satisfied.	0,77	1,39	0,008	Algorithm converged.	-0,064	0,080	1,02	Algorithm converged.	0,88	1,17	0,8154		0,98	Algorithm converged.	0,85	1,13
Baseline DR severity	<47	258	40,8	116	45,0	264	42,1	112	42,4	1,10	Convergence criterion (GCONV=1E-8) satisfied.	0,77	1,58	0,018	Algorithm converged.	-0,066	0,103	1,07	Algorithm converged.	0,88	1,29	0,5829	0,4347	0,94	Algorithm converged.	0,78	1,14
	47 - 53	149	23,6	86	57,7	166	26,5	94	56,6	1,04	Convergence criterion (GCONV=1E-8) satisfied.	0,65	1,64	0,013	Algorithm converged.	-0,085	0,121	1,02	Algorithm converged.	0,85	1,23	0,8796		0,98	Algorithm converged.	0,82	1,18
	>53	48	7,6	29	60,4	32	5,1	24	75,0	0,60	Convergence criterion (GCONV=1E-8) satisfied.	0,20	1,75	*	WARNING: The relative Hessian convergence criterion of 0.0090496293 is greater than the limit of 0.0001. The convergence is questionable.			*	WARNING: The relative Hessian convergence criterion of 0.0659315982 is greater than the limit of 0.0001. The convergence is questionable.					*	WARNING: The relative Hessian convergence criterion of 0.0659315982 is greater than the limit of 0.0001. The convergence is questionable.		
	Missing	8	1,3	3	37,5	15	2,4	7	46,7	1,28	Convergence criterion (GCONV=1E-8) satisfied.	0,11	14,56	0,066	Algorithm converged.	-0,411	0,542	*	WARNING: The relative Hessian convergence criterion of 0.1109209103 is greater than the limit of 0.0001. The convergence is questionable.					*	WARNING: The relative Hessian convergence criterion of 0.1109209103 is greater than the limit of 0.0001. The convergence is questionable.		
Baseline DR severity	<=53	407	64,4	202	49,6	430	68,6	206	47,9	1,09	Convergence criterion (GCONV=1E-8) satisfied.	0,82	1,43	0,016	Algorithm converged.	-0,053	0,083	1,04	Algorithm converged.	0,91	1,20	0,5617	0,2242	0,96	Algorithm converged.	0,84	1,10
	>53	48	7,6	29	60,4	32	5,1	24	75,0	0,60	Convergence criterion (GCONV=1E-8) satisfied.	0,20	1,75	*	WARNING: The relative Hessian convergence criterion of 0.0090496293 is greater than the limit of 0.0001. The convergence is questionable.			*	WARNING: The relative Hessian convergence criterion of 0.0659315982 is greater than the limit of 0.0001. The convergence is questionable.					*	WARNING: The relative Hessian convergence criterion of 0.0659315982 is greater than the limit of 0.0001. The convergence is questionable.		
	Missing	8	1,3	3	37,5	15	2,4	7	46,7	1,28	Convergence criterion (GCONV=1E-8) satisfied.	0,11	14,56	0,066	Algorithm converged.	-0,411	0,542	*	WARNING: The relative Hessian convergence criterion of 0.1109209103 is greater than the limit of 0.0001. The convergence is questionable.					*	WARNING: The relative Hessian convergence criterion of 0.1109209103 is greater than the limit of 0.0001. The convergence is questionable.		
Medical history: renal disease	Yes	45	7,1	26	57,8	40	6,4	18	45,0	1,35	Convergence criterion (GCONV=1E-8) satisfied.	0,57	3,19	0,123	Algorithm converged.	-0,087	0,333	1,25	Algorithm converged.	0,82	1,92	0,4911	0,2027	0,80	Algorithm converged.	0,52	1,22
	No	418	66,1	208	49,8	437	69,7	219	50,1	0,99	Convergence criterion (GCONV=1E-8) satisfied.	0,76	1,31	-0,004	Algorithm converged.	-0,070	0,062	1,00	Algorithm converged.	0,87	1,14	0,9687		1,00	Algorithm converged.	0,88	1,14
Medical history: cardiac disease	Yes	367	58,1	186	50,7	377	60,1	178	47,2	1,18	Convergence criterion (GCONV=1E-8) satisfied.	0,88	1,59	0,033	Algorithm converged.	-0,038	0,104	1,08	Algorithm converged.	0,93	1,24	0,2585	0,1328	0,93	Algorithm converged.	0,80	1,07
	No	96	15,2	48	50,0	100	15,9	59	59,0	0,81	Convergence criterion (GCONV=1E-8) satisfied.	0,45	1,46	-0,078	Algorithm converged.	-0,215	0,060	0,86	Algorithm converged.	0,67	1,11	0,4744		1,16	Algorithm converged.	0,90	1,49
Medical history: vascular disease	Yes	64	10,1	37	57,8	62	9,9	30	48,4	1,12	Convergence criterion (GCONV=1E-8) satisfied.	0,52	2,41	0,071	Algorithm converged.	-0,101	0,242	1,14	Algorithm converged.	0,82	1,60	0,7798	0,3079	0,87	Algorithm converged.	0,62	1,23
	No	399	63,1	197	49,4	415	66,2	207	49,9		* NE			-0,005	Algorithm converged.	-0,073	0,063	0,99	Algorithm converged.	0,87	1,14	0,9773		1,01	Algorithm converged.	0,88	1,15
Study	Rhine	218	34,5	104	47,7	228	36,3	109	48,2	1,00	Convergence criterion (GCONV=1E-8) satisfied.	0,69	1,45	-0,004	Algorithm converged.	-0,097	0,089	0,99	Algorithm converged.	0,82	1,21	0,9863	0,7367	1,01	Algorithm converged.	0,83	1,22
	Yosemite	245	38,8	130	53,1	251	40,0	128	51,0	1,10	Convergence criterion (GCONV=1E-8) satisfied.	0,77	1,57	0,019	Algorithm converged.	-0,068	0,105	1,05	Algorithm converged.	0,89	1,23	0,6074		0,96	Algorithm converged.	0,81	1,13

Test for interaction based on RR (Log-binomial regression)
* indicates convergence problem. Result is uninterpretable.
Only patients with at least one value are used for analysis. For stratification Asia and rest of the world regions are combined due to a small number of enrolled patients. The stratification factor is excluded if it is the subgroup. OR is computed by stratified analysis, RR and ARD by adjusted analysis.
Early Termination (ET) visit was mapped to closest regular visit.
Treatment policy strategy was applied to non-COVID-19 related and hypothetical strategy was applied to COVID-19 related intercurrent events. COVID-19 related intercurrent events are: Disc. of Treatment due to COVID-19, Prohibited Treatment/Therapy due to COVID-19, Missed Dose at Week 88,92 or 96 due to COVID-19 and COVID-19 Death.
Clinical cut-off: YOSEMITE 01NOV2021 and RHINE 28OCT2021

Program: root/clinical_studies/RO6867461/CDT70122/share/ACE_pool_DME_CSR_Final/prod/program/t_eff_resp.sas
Output: root/clinical_studies/RO6867461/CDT70122/share/ACE_pool_DME_CSR_Final/prod/output_bc/t_eff_resp_sg_str_QSBDR4I_PREST_ITBC_OCTNOV2021_DME.xls
26MAR2022 22:28

POPULATION: Intent-to-Treat Population B vs. C
ENDPOINT: NEI VFQ-25 Peripheral Vision subscale throughout the Entire Study
STUDY: GR40349 & GR40398
All; n/a (N=1259)

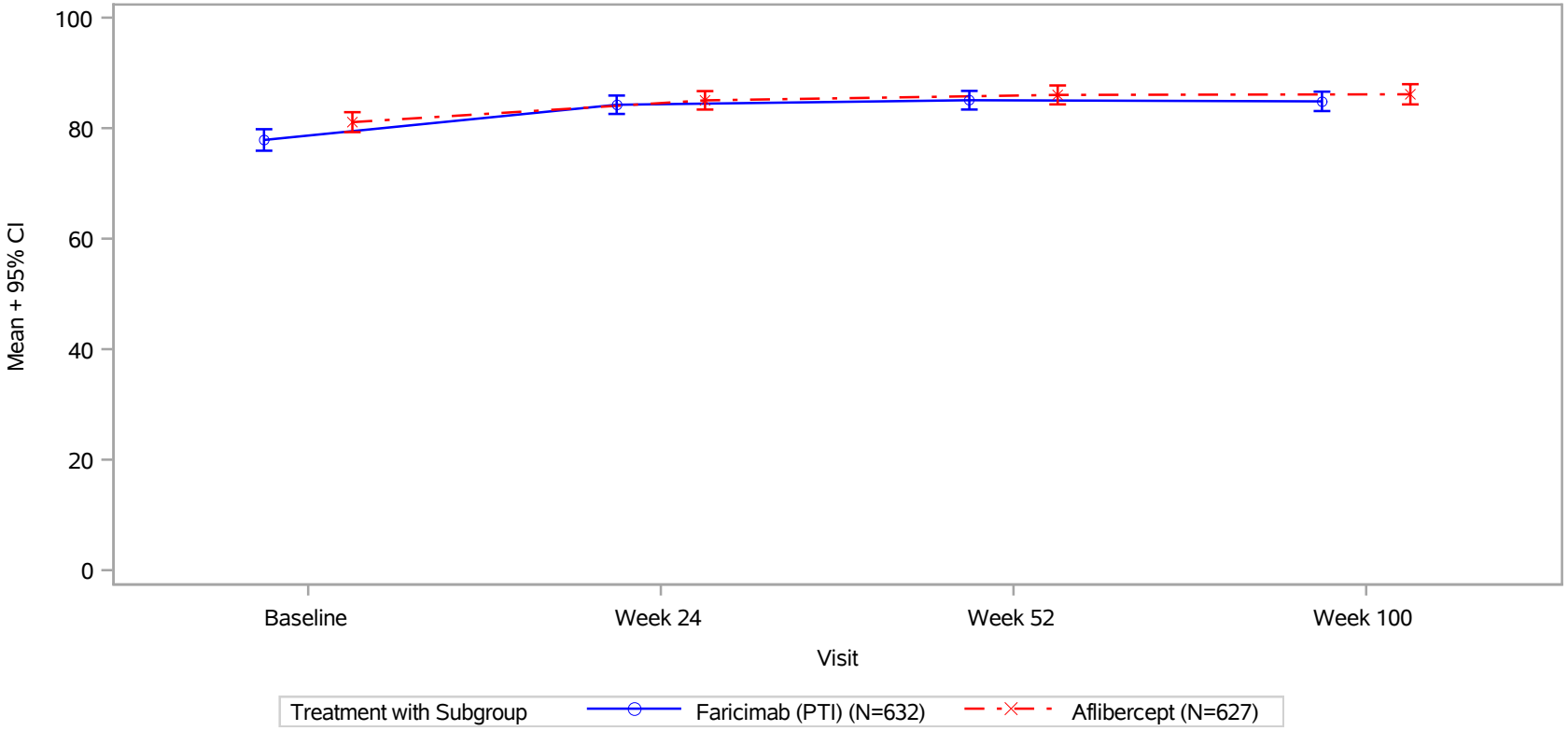

Early Termination (ET) visit was mapped to closest regular visit.
Treatment policy strategy was applied to non-COVID-19 related and hypothetical strategy was applied to COVID-19 related intercurrent events.
COVID-19 related intercurrent events are: Disc. of Treatment due to COVID-19, Prohibited Treatment/Therapy due to COVID-19, Missed Dose at Week 88,92 or 96 due to COVID-19 and COVID-19 Death.
Clinical cut-off: YOSEMITE 01NOV2021 and RHINE 28OCT2021

Program: ..al_studies/RO6867461/CDT70122/share/ACE_pool_DME_Base/prod/program/g_mean_plot.sas
Output: ..E_pool_DME_CSR_Final/prod/output_bc/g_mean_plot_QSBPV_PREST_ITBC_OCTNOV2021_DME.pdf
25MAR2022 21:32

POPULATION: Intent-to-Treat Population B vs. C
ENDPOINT: NEI VFQ-25 Peripheral Vision subscale throughout the Entire Study
STUDY: GR40349 & GR40398
Study; Rhine (N=634)

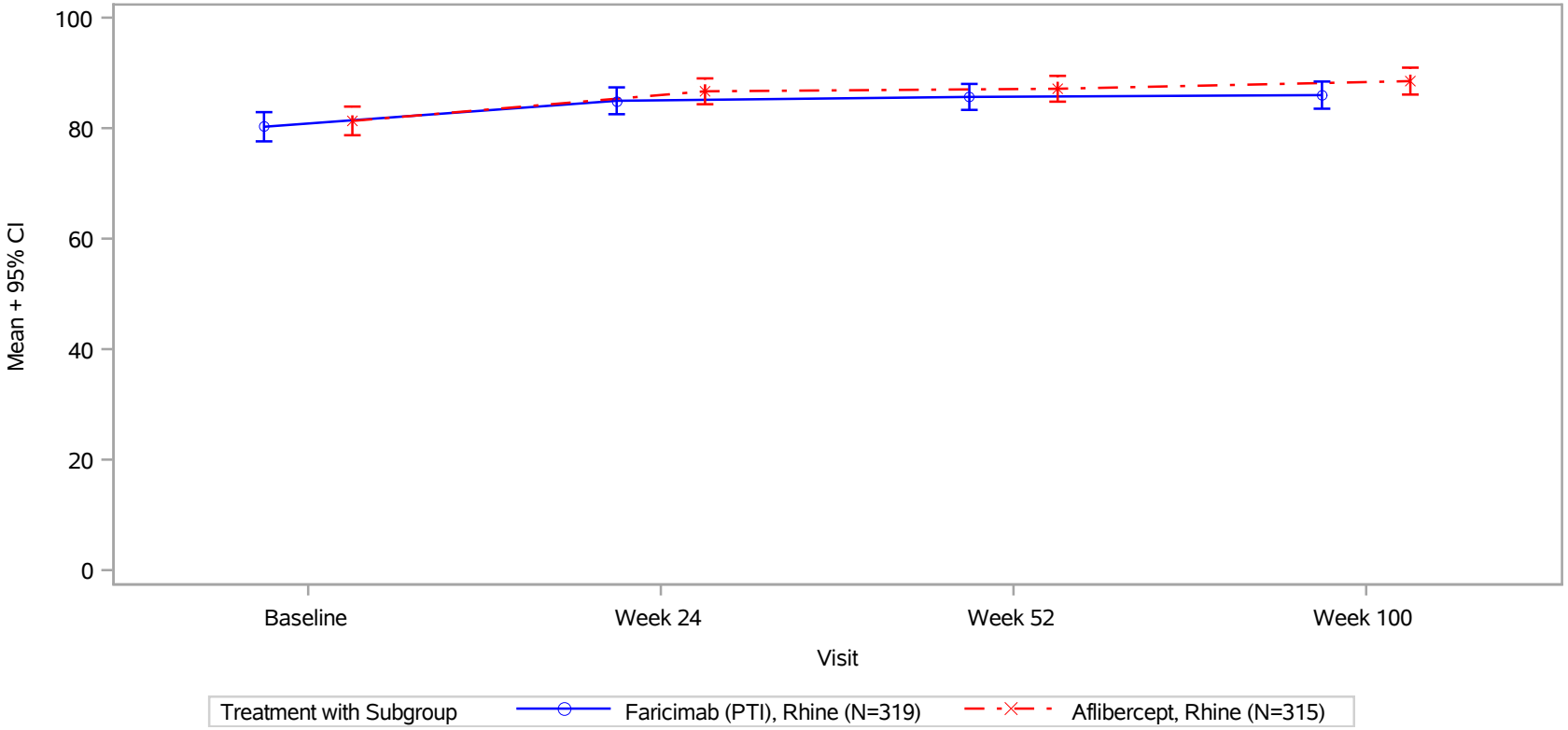

Early Termination (ET) visit was mapped to closest regular visit.
Treatment policy strategy was applied to non-COVID-19 related and hypothetical strategy was applied to COVID-19 related intercurrent events.
COVID-19 related intercurrent events are: Disc. of Treatment due to COVID-19, Prohibited Treatment/Therapy due to COVID-19, Missed Dose at Week 88,92 or 96 due to COVID-19 and COVID-19 Death.
Clinical cut-off: YOSEMITE 01NOV2021 and RHINE 28OCT2021

Program: ..al_studies/RO6867461/CDT70122/share/ACE_pool_DME_Base/prod/program/g_mean_plot.sas
Output: ..E_pool_DME_CSR_Final/prod/output_bc/g_mean_plot_QSBPV_PREST_ITBC_OCTNOV2021_DME.pdf
25MAR2022 21:32

POPULATION: Intent-to-Treat Population B vs. C
ENDPOINT: NEI VFQ-25 Peripheral Vision subscale throughout the Entire Study
STUDY: GR40349 & GR40398
Study; Yosemite (N=625)

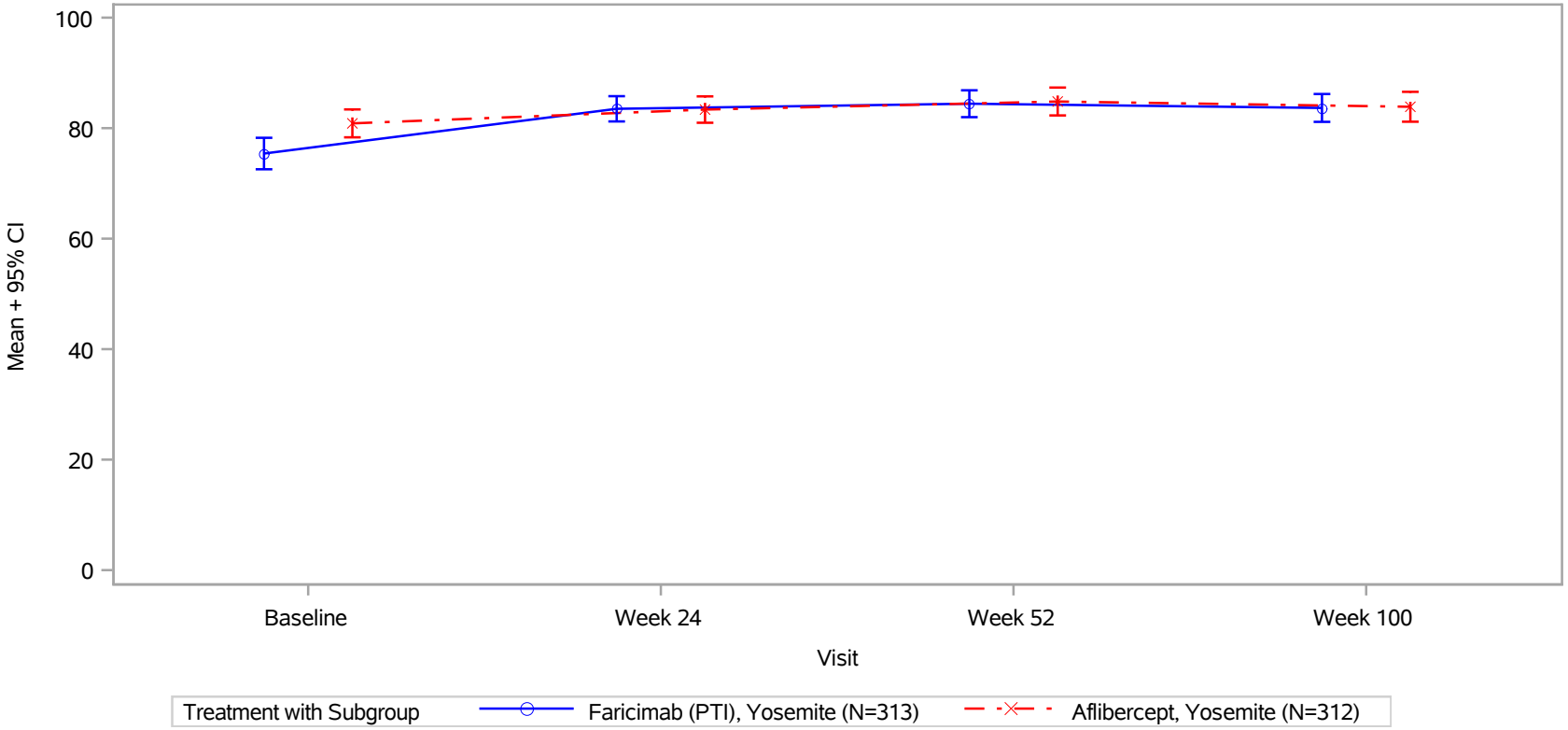

Early Termination (ET) visit was mapped to closest regular visit.
Treatment policy strategy was applied to non-COVID-19 related and hypothetical strategy was applied to COVID-19 related intercurrent events.
COVID-19 related intercurrent events are: Disc. of Treatment due to COVID-19, Prohibited Treatment/Therapy due to COVID-19, Missed Dose at Week 88,92 or 96 due to COVID-19 and COVID-19 Death.
Clinical cut-off: YOSEMITE 01NOV2021 and RHINE 28OCT2021

Program: ..al_studies/RO6867461/CDT70122/share/ACE_pool_DME_Base/prod/program/g_mean_plot.sas
Output: ..E_pool_DME_CSR_Final/prod/output_bc/g_mean_plot_QSBPV_PREST_ITBC_OCTNOV2021_DME.pdf
25MAR2022 21:32

POPULATION: Intent-to-Treat Population B vs. C
ENDPOINT: NEI VFQ-25 Peripheral Vision subscale throughout the Entire Study
MODEL: --
STUDY: GR40349 & GR40398
Compliance/Mean

		Faricimab (PTI) (N=632)						Aflibercept (N=627)					
		Patients				Statistics		Patients				Statistics	
Name Visit	Level	in study[1]	%	with value[1]	%	Mean[2]	SD(Mean)	in study[1]	%	with value[1]	%	Mean[2]	SD(Mean)
All													
Baseline	n/a	632	100,0	629	99,5	77,86	24,84	627	100,0	620	98,9	81,09	22,87
Week 24	n/a	632	100,0	609	96,4	84,24	20,92	625	99,7	593	94,9	85,03	20,72
Week 52	n/a	609	96,4	552	90,6	85,05	20,17	603	96,2	522	86,6	86,02	19,92
Week 100	n/a	579	91,6	528	91,2	84,85	20,55	569	90,7	483	84,9	86,13	20,47
Study													
Baseline	Rhine	319	100,0	319	100,0	80,25	23,99	315	100,0	313	99,4	81,31	23,30
Week 24	Rhine	319	100,0	309	96,9	84,95	21,70	314	99,7	300	95,5	86,67	20,58
Week 52	Rhine	312	97,8	284	91,0	85,65	20,13	304	96,5	270	88,8	87,13	19,49
Week 100	Rhine	301	94,4	271	90,0	85,98	20,57	287	91,1	235	81,9	88,51	18,94
Baseline	Yosemite	313	100,0	310	99,0	75,40	25,48	312	100,0	307	98,4	80,86	22,47
Week 24	Yosemite	313	100,0	300	95,8	83,50	20,10	311	99,7	293	94,2	83,36	20,75
Week 52	Yosemite	297	94,9	268	90,2	84,42	20,24	299	95,8	252	84,3	84,82	20,34
Week 100	Yosemite	278	88,8	257	92,4	83,66	20,50	282	90,4	248	87,9	83,87	21,62

[1] in study: number of subjects in study at respective visit; % based on baseline
with value: number of subjects in study and with value at respective visit - used for the calculation of the mean and SD; % based on patients in study at respective visit
[2] mean: descriptive statistics - absolute values
Treatment policy strategy was applied to non-COVID-19 related and hypothetical strategy was applied to COVID-19 related intercurrent events.
COVID-19 related intercurrent events are: Disc. of Treatment due to COVID-19, Prohibited Treatment/Therapy due to COVID-19, Missed Dose at Week 88,92 or 96 due to COVID-19 and COVID-19 Death.
Early Termination (ET) visit was mapped to closest regular visit. Clinical cut-off: YOSEMITE 01NOV2021 and RHINE 28OCT2021

Program: root/clinical_studies/RO6867461/CDT70122/share/ACE_pool_DME_Base/prod/program/t_eff_mean.sas
Output: root/clinical_studies/RO6867461/CDT70122/share/ACE_pool_DME_CSR_Final/prod/output_bc/t_eff_mean_QSBPV_PREST_ITBC_OCTNOV2021_DME.xls
25MAR2022 19:25

POPULATION: Intent-to-Treat Population B vs. C
ENDPOINT: NEI VFQ-25 Peripheral Vision subscale throughout the Entire Study
STUDY: GR40349 & GR40398
Forest Plot of Mean Difference
Baseline

Study	Total n (with value)	Aflibercept (N=627) n (with value)	Aflibercept (N=627) Mean	Faricimab (PTI) (N=632) n (with value)	Faricimab (PTI) (N=632) Mean	Mean Difference	95% CI
All Patients	1249	620	81.1	629	77.9	-3.2	(-5.9, -0.6)
Study							
Rhine	632	313	81.3	319	80.3	-1.1	(-4.8, 2.6)
Yosemite	617	307	80.9	310	75.4	-5.5	(-9.3, -1.7)

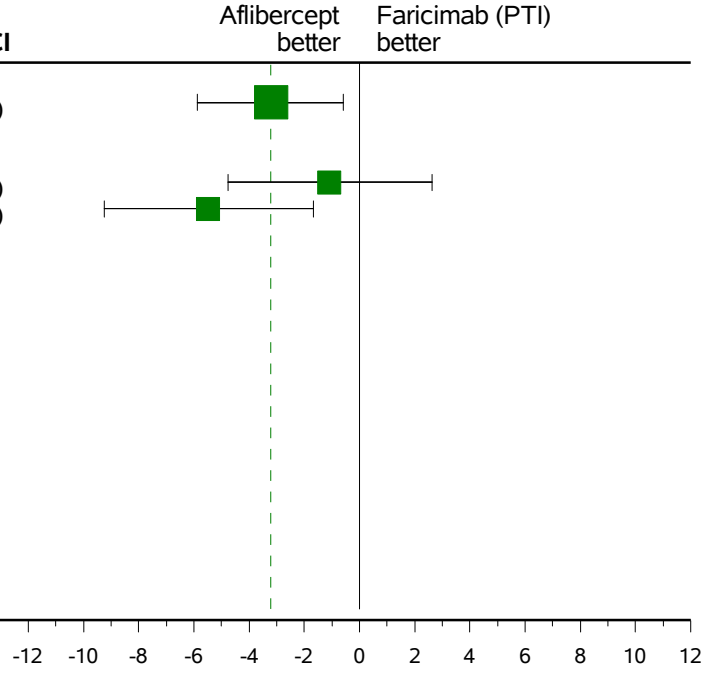

Early Termination (ET) visit was mapped to closest regular visit.
Treatment policy strategy was applied to non-COVID-19 related and hypothetical strategy was applied to COVID-19 related intercurrent events.
COVID-19 related intercurrent events are: Disc. of Treatment due to COVID-19, Prohibited Treatment/Therapy due to COVID-19, Missed Dose at Week 88,92 or 96 due to COVID-19 and COVID-19 Death.
Clinical cut-off: YOSEMITE 01NOV2021 and RHINE 28OCT2021
Program: root/clinical_studies/RO6867461/CDT70122/share/ACE_pool_DME_Base/prod/program/g_forest_md.sas
Output: root/clinical_studies/RO6867461/CDT70122/share/ACE_pool_DME_CSR_Final/prod/output_bc/g_forest_md_QSBPV_PREST_ITBC_OCTNOV2021_DME.pdf 05OCT2022 15:53

POPULATION: Intent-to-Treat Population B vs. C
ENDPOINT: NEI VFQ-25 Peripheral Vision subscale throughout the Entire Study
STUDY: GR40349 & GR40398
Forest Plot of Mean Difference
Week 24

Study	Total n (with value)	Aflibercept (N=627) n (with value)	Aflibercept (N=627) Mean	Faricimab (PTI) (N=632) n (with value)	Faricimab (PTI) (N=632) Mean	Mean Difference	95% CI
All Patients	1202	593	85.0	609	84.2	-0.8	(-3.2, 1.6)
Study							
Rhine	609	300	86.7	309	85.0	-1.7	(-5.1, 1.7)
Yosemite	593	293	83.4	300	83.5	0.1	(-3.2, 3.4)

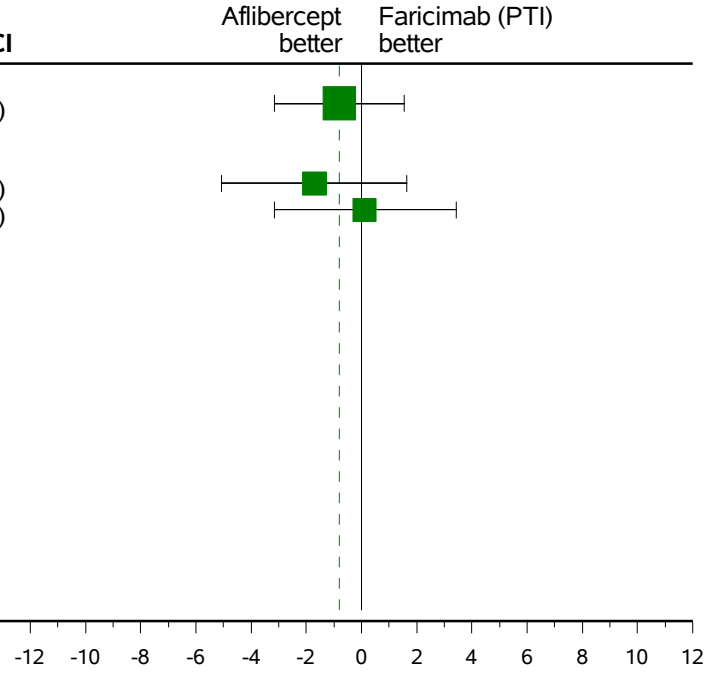

Early Termination (ET) visit was mapped to closest regular visit.
Treatment policy strategy was applied to non-COVID-19 related and hypothetical strategy was applied to COVID-19 related intercurrent events.
COVID-19 related intercurrent events are: Disc. of Treatment due to COVID-19, Prohibited Treatment/Therapy due to COVID-19, Missed Dose at Week 88,92 or 96 due to COVID-19 and COVID-19 Death.
Clinical cut-off: YOSEMITE 01NOV2021 and RHINE 28OCT2021
Program: root/clinical_studies/RO6867461/CDT70122/share/ACE_pool_DME_Base/prod/program/g_forest_md.sas
Output: root/clinical_studies/RO6867461/CDT70122/share/ACE_pool_DME_CSR_Final/prod/output_bc/g_forest_md_QSBPV_PREST_ITBC_OCTNOV2021_DME.pdf 05OCT2022 15:53

POPULATION: Intent-to-Treat Population B vs. C
ENDPOINT: NEI VFQ-25 Peripheral Vision subscale throughout the Entire Study
STUDY: GR40349 & GR40398
Forest Plot of Mean Difference
Week 52

Study	Total n (with value)	Aflibercept (N=627) n (with value)	Aflibercept (N=627) Mean	Faricimab (PTI) (N=632) n (with value)	Faricimab (PTI) (N=632) Mean	Mean Difference	95% CI
All Patients	1074	522	86.0	552	85.1	-1.0	(-3.4, 1.4)
Study							
Rhine	554	270	87.1	284	85.7	-1.5	(-4.8, 1.8)
Yosemite	520	252	84.8	268	84.4	-0.4	(-3.9, 3.1)

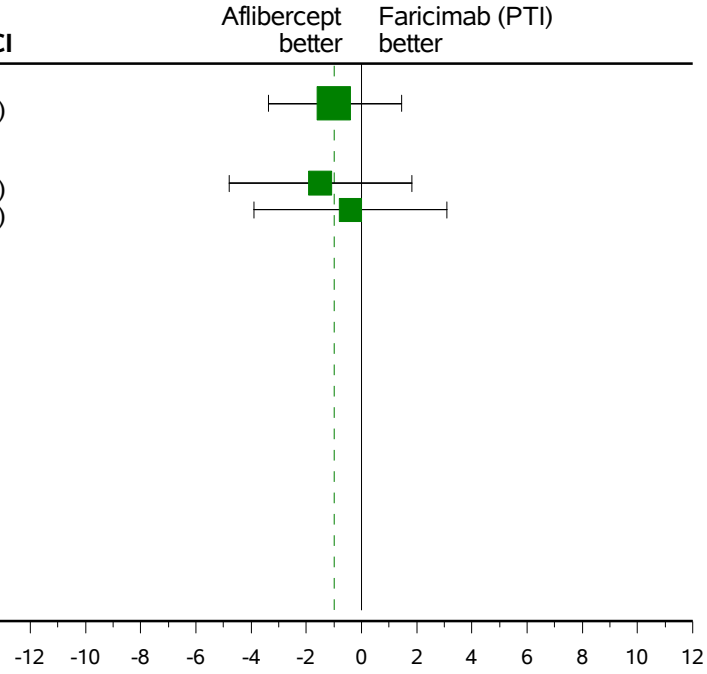

Early Termination (ET) visit was mapped to closest regular visit.
Treatment policy strategy was applied to non-COVID-19 related and hypothetical strategy was applied to COVID-19 related intercurrent events.
COVID-19 related intercurrent events are: Disc. of Treatment due to COVID-19, Prohibited Treatment/Therapy due to COVID-19, Missed Dose at Week 88,92 or 96 due to COVID-19 and COVID-19 Death.
Clinical cut-off: YOSEMITE 01NOV2021 and RHINE 28OCT2021
Program: root/clinical_studies/RO6867461/CDT70122/share/ACE_pool_DME_Base/prod/program/g_forest_md.sas
Output: root/clinical_studies/RO6867461/CDT70122/share/ACE_pool_DME_CSR_Final/prod/output_bc/g_forest_md_QSBPV_PREST_ITBC_OCTNOV2021_DME.pdf 05OCT2022 15:53

POPULATION: Intent-to-Treat Population B vs. C
ENDPOINT: NEI VFQ-25 Peripheral Vision subscale throughout the Entire Study
STUDY: GR40349 & GR40398
Forest Plot of Mean Difference
Week 100

Study	Total n (with value)	Aflibercept (N=627) n (with value)	Aflibercept (N=627) Mean	Faricimab (PTI) (N=632) n (with value)	Faricimab (PTI) (N=632) Mean	Mean Difference	95% CI
All Patients	1011	483	86.1	528	84.8	-1.3	(-3.8, 1.3)
Study							
Rhine	506	235	88.5	271	86.0	-2.5	(-6.0, 0.9)
Yosemite	505	248	83.9	257	83.7	-0.2	(-3.9, 3.5)

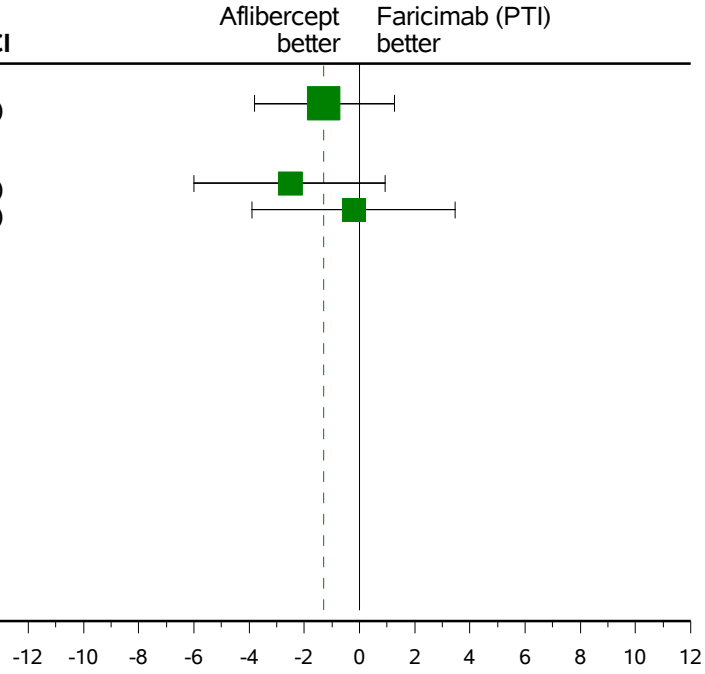

Early Termination (ET) visit was mapped to closest regular visit.
Treatment policy strategy was applied to non-COVID-19 related and hypothetical strategy was applied to COVID-19 related intercurrent events.
COVID-19 related intercurrent events are: Disc. of Treatment due to COVID-19, Prohibited Treatment/Therapy due to COVID-19, Missed Dose at Week 88,92 or 96 due to COVID-19 and COVID-19 Death.
Clinical cut-off: YOSEMITE 01NOV2021 and RHINE 28OCT2021
Program: root/clinical_studies/RO6867461/CDT70122/share/ACE_pool_DME_Base/prod/program/g_forest_md.sas
Output: root/clinical_studies/RO6867461/CDT70122/share/ACE_pool_DME_CSR_Final/prod/output_bc/g_forest_md_QSBPV_PREST_ITBC_OCTNOV2021_DME.pdf 05OCT2022 15:53

POPULATION: Intent-to-Treat Population (results shown for B vs. C)
ENDPOINT: NEI VFQ-25 Peripheral Vision subscale through Week 56
MODEL: Adjusted Analysis for Study, Baseline BCVA ETDRS letter score, Prior IVT anti-VEGF therapy, Geographic region
STUDY: GR40349 & GR40398
Change from Baseline (Analysis of MMRM)

			Faricimab (PTI) (N=632)					Aflibercept (N=627)					Difference between Treatments (Faricimab (PTI) - Aflibercept)					
			N			Statistics		N			Statistics		Statistics					
Visit	Name	Level	Total	with baseline value	included in analysis[1]	LSMeans[2]	SE (LSMeans)	Total	with baseline value	included in analysis[1]	LSMeans[2]	SE (LSMeans)	LSMeans[3]	SE (LSMeans)	95% CI (LL)	95% CI (UL)	Population	Method
Week 52	All	n/a	609	606	531	6,29	0,74	603	597	505	6,02	0,76	0,27	1,06	-1,82	2,35	Intent-to-Treat Population	adjusted
	Study	Rhine	312	312	275	5,50	1,01	304	302	259	6,06	1,04	-0,56	1,45	-3,41	2,29	Intent-to-Treat Population	adjusted
		Yosemite	297	294	256	7,11	1,09	299	295	246	6,04	1,11	1,07	1,56	-1,99	4,13	Intent-to-Treat Population	adjusted

[1] Patients with a value at baseline and a post-baseline value at the respective visit.
[2] LSMeans of change from baseline from MMRM (including all available records from all selected visits). Selected visits: Week 24, Week 52. Early Termination (ET) visit was mapped to closest regular visit.
[3] Contrasts from MMRM
[4] Factors/Covariates: treatment, visit, treatment-by-visit interaction, baseline value. In addition, for the total population, adjusted for randomization stratification factors.
Data as observed (no imputation of missing values). Covariance matrix: unstructured. Treatment policy strategy was applied to non-COVID-19 related and hypothetical strategy was applied to COVID-19 related intercurrent events(IEs).
COVID-19 rel. IEs are: Disc. of Treatment due to COVID-19, Prohibited Treatment/Therapy due to COVID-19, Missed Dose at Week 44,48 or 52 due to COVID-19 and COVID-19 Death. Clinical cut-off: YOSEMITE 01NOV2021 and RHINE 28OCT2021

Program: root/clinical_studies/RO6867461/CDT70122/share/ACE_pool_DME_Base/prod/program/t_eff_mmrm.sas
Output: root/clinical_studies/RO6867461/CDT70122/share/ACE_pool_DME_CSR_Final/prod/output_bc/t_eff_mmrm_adj_QSBPV_W56_PREST_ITBC2_OCTNOV2021_DME.xls
27JUL2022 10:54

POPULATION: Intent-to-Treat Population (results shown for B vs. C)
ENDPOINT: NEI VFQ-25 Peripheral Vision subscale through Week 56
MODEL: Adjusted Analysis for Study, Baseline BCVA ETDRS letter score, Prior IVT anti-VEGF therapy, Geographic region
STUDY: GR40349 & GR40398
Forest Plot of LSMeans Difference for Change from Baseline (MMRM)
Week 52

Study	Total n [1]	Aflibercept (N=627) n [1]	Aflibercept (N=627) LSMeans [2]	Faricimab (PTI) (N=632) n [1]	Faricimab (PTI) (N=632) LSMeans [2]	LSMeans Difference	95% CI
All Patients	1036	505	6.0	531	6.3	0.3	(-1.8, 2.3)
Study							
Rhine	534	259	6.1	275	5.5	-0.6	(-3.4, 2.3)
Yosemite	502	246	6.0	256	7.1	1.1	(-2.0, 4.1)

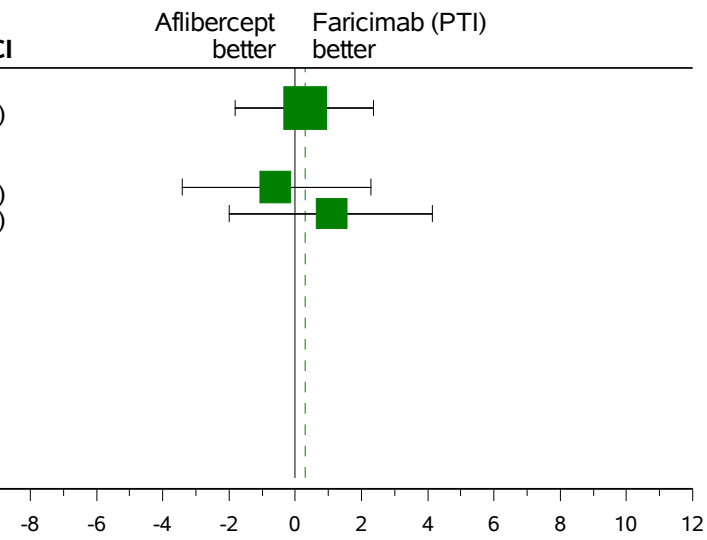

[1] Patients with a value at baseline and a post-baseline value at the respective visit.
[2] LSMeans of change from baseline from MMRM (including all available records from all selected visits).
Selected visits: Week 24, Week 52. Early Termination (ET) visit was mapped to closest regular visit.
Factors/Covariates: treatment, visit, treatment-by-visit interaction, baseline value. In addition adjusted for randomization stratification factors. The stratification factor is excluded if it is the subgroup.
Data as observed (no imputation of missing values). Covariance matrix: unstructured.
Treatment policy strategy was applied to non-COVID-19 related and hypothetical strategy was applied to COVID-19 related intercurrent events(IEs).
COVID-19 rel. IEs are: Disc. of Treatment due to COVID-19, Prohibited Treatment/Therapy due to COVID-19, Missed Dose at Week 44,48 or 52 due to COVID-19 and COVID-19 Death.
Clinical cut-off: YOSEMITE 01NOV2021 and RHINE 28OCT2021
Program: root/clinical_studies/RO6867461/CDT70122/share/ACE_pool_DME_Base/prod/program/g_forest_lsmd.sas
Output: root/clinical_studies/RO6867461/CDT70122/share/ACE_pool_DME_CSR_Final/prod/output_bc/g_forest_lsmd_adj_QSBPV_W56_PREST_ITBC2_OCTNOV2021_DME.pdf 10OCT2022 16:08

POPULATION: Intent-to-Treat Population (results shown for B vs. C)
ENDPOINT: NEI VFQ-25 Peripheral Vision subscale throughout the Entire Study
MODEL: Adjusted Analysis for Study, Baseline BCVA ETDRS letter score, Prior IVT anti-VEGF therapy, Geographic region
STUDY: GR40349 & GR40398
Change from Baseline (Analysis of MMRM)

			Faricimab (PTI) (N=632)					Aflibercept (N=627)					Difference between Treatments (Faricimab (PTI) - Aflibercept)					
			N			Statistics		N			Statistics		Statistics					
Visit	Name	Level	Total	with baseline value	included in analysis[1]	LSMeans[2]	SE (LSMeans)	Total	with baseline value	included in analysis[1]	LSMeans[2]	SE (LSMeans)	LSMeans[3]	SE (LSMeans)	95% CI (LL)	95% CI (UL)	Population	Method
Week 100	All	n/a	579	576	525	5,34	0,79	569	563	479	5,04	0,83	0,30	1,15	-1,95	2,55	Intent-to-Treat Population	adjusted
	Study	Rhine	301	301	271	5,03	1,10	287	285	234	5,95	1,17	-0,93	1,61	-4,09	2,23	Intent-to-Treat Population	adjusted
		Yosemite	278	275	254	5,76	1,14	282	278	245	4,18	1,16	1,58	1,63	-1,62	4,79	Intent-to-Treat Population	adjusted

[1] Patients with a value at baseline and a post-baseline value at the respective visit.
[2] LSMeans of change from baseline from MMRM (including all available records from all selected visits). Selected visits: Week 24, Week 52, Week 100. Early Termination (ET) visit was mapped to closest regular visit.
[3] Contrasts from MMRM
[4] Factors/Covariates: treatment, visit, treatment-by-visit interaction, baseline value. In addition, for the total population, adjusted for randomization stratification factors.
Data as observed (no imputation of missing values). Covariance matrix: unstructured. Treatment policy strategy was applied to non-COVID-19 related and hypothetical strategy was applied to COVID-19 related intercurrent events(IEs).
COVID-19 rel. IEs are: Disc. of Treatment due to COVID-19, Prohibited Treatment/Therapy due to COVID-19, Missed Dose at Week 88,92 or 96 due to COVID-19 and COVID-19 Death. Clinical cut-off: YOSEMITE 01NOV2021 and RHINE 28OCT2021

Program: root/clinical_studies/RO6867461/CDT70122/share/ACE_pool_DME_Base/prod/program/t_eff_mmrm.sas
Output: root/clinical_studies/RO6867461/CDT70122/share/ACE_pool_DME_CSR_Final/prod/output_bc/t_eff_mmrm_adj_QSBPV_W100_PREST_ITBC2_OCTNOV2021_DME.xls
27JUL2022 7:37

POPULATION: Intent-to-Treat Population (results shown for B vs. C)
ENDPOINT: NEI VFQ-25 Peripheral Vision subscale throughout the Entire Study
MODEL: Adjusted Analysis for Study, Baseline BCVA ETDRS letter score, Prior IVT anti-VEGF therapy, Geographic region
STUDY: GR40349 & GR40398
Forest Plot of LSMeans Difference for Change from Baseline (MMRM)
Week 100

Study	Total n [1]	Aflibercept (N=627) n [1]	Aflibercept (N=627) LSMeans [2]	Faricimab (PTI) (N=632) n [1]	Faricimab (PTI) (N=632) LSMeans [2]	LSMeans Difference	95% CI
All Patients	1004	479	5.0	525	5.3	0.3	(-1.9, 2.5)
Study							
Rhine	505	234	6.0	271	5.0	-0.9	(-4.1, 2.2)
Yosemite	499	245	4.2	254	5.8	1.6	(-1.6, 4.8)

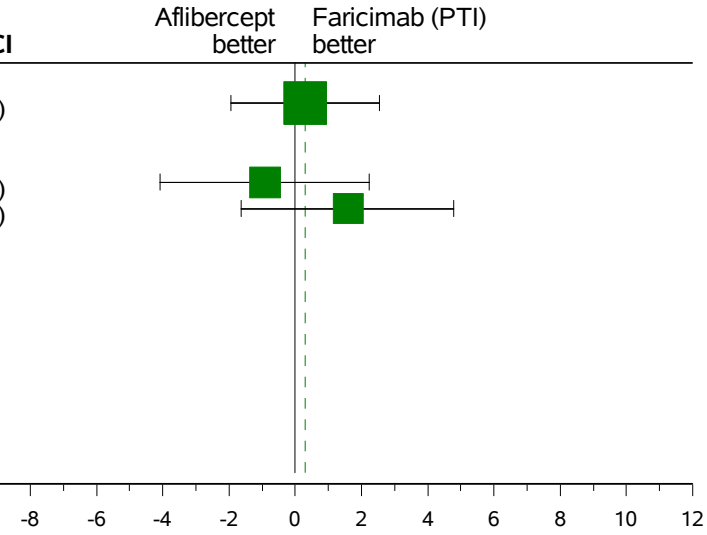

[1] Patients with a value at baseline and a post-baseline value at the respective visit.
[2] LSMeans of change from baseline from MMRM (including all available records from all selected visits).
Selected visits: Week 24, Week 52, Week 100. Early Termination (ET) visit was mapped to closest regular visit.
Factors/Covariates: treatment, visit, treatment-by-visit interaction, baseline value. In addition adjusted for randomization stratification factors. The stratification factor is excluded if it is the subgroup.
Data as observed (no imputation of missing values). Covariance matrix: unstructured.
Treatment policy strategy was applied to non-COVID-19 related and hypothetical strategy was applied to COVID-19 related intercurrent events(IEs).
COVID-19 rel. IEs are: Disc. of Treatment due to COVID-19, Prohibited Treatment/Therapy due to COVID-19, Missed Dose at Week 88,92 or 96 due to COVID-19 and COVID-19 Death.
Clinical cut-off: YOSEMITE 01NOV2021 and RHINE 28OCT2021
Program: root/clinical_studies/RO6867461/CDT70122/share/ACE_pool_DME_Base/prod/program/g_forest_lsmd.sas
Output: root/clinical_studies/RO6867461/CDT70122/share/ACE_pool_DME_CSR_Final/prod/output_bc/g_forest_lsmd_adj_QSBPV_W100_PREST_ITBC2_OCTNOV2021_DME.pdf 10OCT2022 16:27

POPULATION: Intent-to-Treat Population B vs. C
ENDPOINT: Proportion of Patients with a >=15-point improvement from baseline in NEI VFQ-25 Peripheral Vision subscale through Week 56
MODEL: Stratified Analysis by Study, Baseline BCVA ETDRS letter score, Prior IVT anti-VEGF therapy, Geographic region (combined)
STUDY: GR40349 & GR40398
Dichotomous Analysis (Efficacy)

		Faricimab (PTI) (N=632)				Aflibercept (N=627)				Faricimab (PTI) vs. Aflibercept																Aflibercept vs. Faricimab (PTI)			
		Patients		Patients with Event		Patients		Patients with Event		Odds Ratio					Absolute Risk Difference				Relative Risk							Relative Risk			
Name	Level	n	%	n	%	n	%	n	%	Odds Ratio		Convergence Reason	95% Lower CL	95% Upper CL	Absolute Risk		Convergence Reason	95% Lower CL	95% Upper CL	Relative Risk		Convergence Reason	95% Lower CL	95% Upper CL	p-value (Cochran-Mantel-Haenszel)	Interaction Test p-value (likelihood ratio)	Relative Risk		Convergence Reason	95% Lower CL	95% Upper CL
All	n/a	632	100,0	223	35,3	626	99,8	194	31,0	1,22		Convergence criterion (GCONV=1E-8) satisfied.	0,96	1,54	0,038		Algorithm converged.	-0,013	0,090	1,16		Algorithm converged.	0,99	1,35	0,1047		0,87		Algorithm converged.	0,74	1,01
Study	Rhine	319	50,5	100	31,3	315	50,2	100	31,7	0,98		Convergence criterion (GCONV=1E-8) satisfied.	0,70	1,37	-0,008		Algorithm converged.	-0,080	0,064	1,00		Algorithm converged.	0,80	1,25	0,9140	0,0975	1,00		Algorithm converged.	0,80	1,26
	Yosemite	313	49,5	123	39,3	311	49,6	94	30,2	1,50		Convergence criterion (GCONV=1E-8) satisfied.	1,08	2,10	0,090		Algorithm converged.	0,017	0,163	1,30		Algorithm converged.	1,05	1,61	0,0169		0,77		Algorithm converged.	0,62	0,95

Test for interaction based on RR (Log-binomial regression)
* indicates convergence problem. Result is uninterpretable.
Only patients with at least one value are used for analysis. For stratification Asia and rest of the world regions are combined due to a small number of enrolled patients. The stratification factor is excluded if it is the subgroup. OR is computed by stratified analysis, RR and ARD by adjusted analysis.
Early Termination (ET) visit was mapped to closest regular visit.
Treatment policy strategy was applied to non-COVID-19 related and hypothetical strategy was applied to COVID-19 related intercurrent events. COVID-19 related intercurrent events are: Disc. of Treatment due to COVID-19, Prohibited Treatment/Therapy due to COVID-19, Missed Dose at Week 44,48 or 52 due to COVID-19 and COVID-19 Death.
Clinical cut-off: YOSEMITE 01NOV2021 and RHINE 28OCT2021

Program: root/clinical_studies/RO6867461/CDT70122/share/ACE_pool_DME_CSR_Final/prod/program/t_eff_resp.sas
Output: root/clinical_studies/RO6867461/CDT70122/share/ACE_pool_DME_CSR_Final/prod/output_bc/t_eff_resp_str_QSBPV15I_W56_PREST_ITBC_OCTNOV2021_DME.xls
27MAR2022 6:31

POPULATION: Intent-to-Treat Population B vs. C
ENDPOINT: Proportion of Patients with a >=15-point improvement from baseline in NEI VFQ-25 Peripheral Vision subscale through Week 56
MODEL: Adjusted Analysis by Study, Baseline BCVA ETDRS letter score, Prior IVT anti-VEGF therapy, Geographic region
STUDY: GR40349 & GR40398
Forest Plot of Relative Risk

Study	Total n	Aflibercept (N=627) n	Aflibercept (N=627) n Responder	Faricimab (PTI) (N=632) n	Faricimab (PTI) (N=632) n Responder	Relative Risk	95% CI
All Patients	1258	626	194	632	223	1.16	(0.99, 1.35)
Study							
Rhine	634	315	100	319	100	1.00	(0.80, 1.25)
Yosemite	624	311	94	313	123	1.30	(1.05, 1.61)

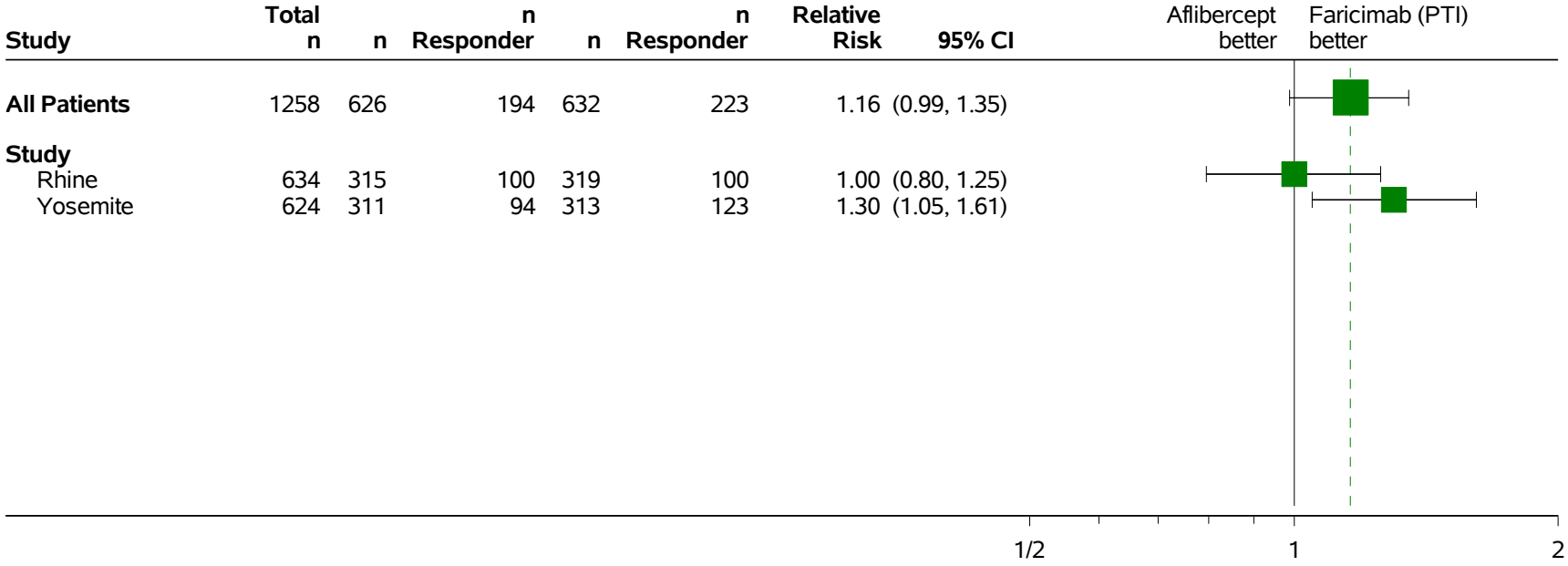

Only patients with at least one value are used for analysis. For adjustment Asia and rest of the world regions are combined due to a small number of enrolled patients.
The adjustment factor is excluded if it is the subgroup.
Early Termination (ET) visit was mapped to closest regular visit.
Treatment policy strategy was applied to non-COVID-19 related and hypothetical strategy was applied to COVID-19 related intercurrent events. COVID-19 related intercurrent events are:
Disc. of Treatment due to COVID-19, Prohibited Treatment/Therapy due to COVID-19, Missed Dose at Week 44,48 or 52 due to COVID-19 and COVID-19 Death.
Clinical cut-off: YOSEMITE 01NOV2021 and RHINE 28OCT2021
Program: root/clinical_studies/RO6867461/CDT70122/share/ACE_pool_DME_Base/prod/program/g_forest_rr.sas
Output: root/clinical_studies/RO6867461/CDT70122/share/ACE_pool_DME_CSR_Final/prod/output_bc/g_forest_rr_str_QSBPV15I_W56_PREST_ITBC_OCTNOV2021_DME.pdf 06OCT2022 18:59

POPULATION: Intent-to-Treat Population B vs. C
ENDPOINT: Proportion of Patients with a >=15-point improvement from baseline in NEI VFQ-25 Peripheral Vision subscale through Week 56
MODEL: Stratified Analysis by Study, Baseline BCVA ETDRS letter score, Prior IVT anti-VEGF therapy, Geographic region
STUDY: GR40349 & GR40398
Forest Plot of Odds Ratio

Study	Total n	Aflibercept (N=627) n	Aflibercept (N=627) n Responder	Faricimab (PTI) (N=632) n	Faricimab (PTI) (N=632) n Responder	Odds Ratio	95% CI
All Patients	1258	626	194	632	223	1.22	(0.96, 1.54)
Study							
Rhine	634	315	100	319	100	0.98	(0.70, 1.37)
Yosemite	624	311	94	313	123	1.50	(1.08, 2.10)

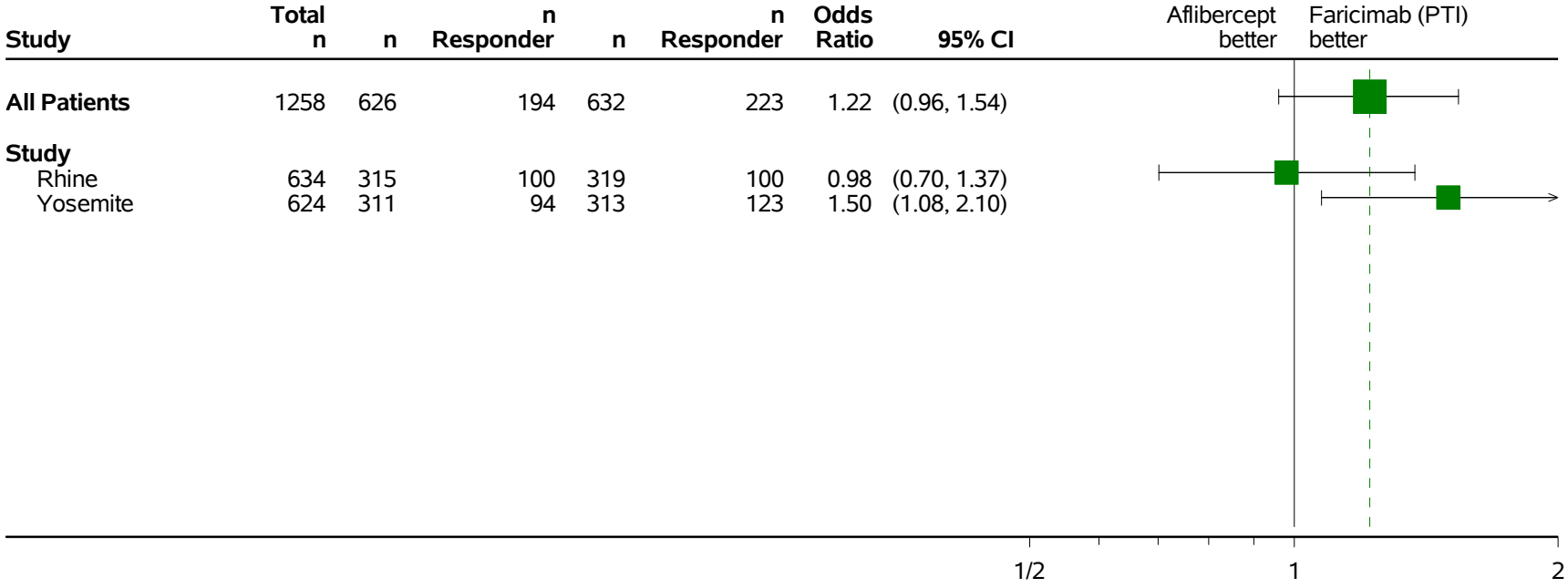

Only patients with at least one value are used for analysis. For stratification Asia and rest of the world regions are combined due to a small number of enrolled patients.
Early Termination (ET) visit was mapped to closest regular visit.
Treatment policy strategy was applied to non-COVID-19 related and hypothetical strategy was applied to COVID-19 related intercurrent events. COVID-19 related intercurrent events are:
Disc. of Treatment due to COVID-19, Prohibited Treatment/Therapy due to COVID-19, Missed Dose at Week 44,48 or 52 due to COVID-19 and COVID-19 Death.
Clinical cut-off: YOSEMITE 01NOV2021 and RHINE 28OCT2021
Program: root/clinical_studies/RO6867461/CDT70122/share/ACE_pool_DME_Base/prod/program/g_forest_or.sas
Output: root/clinical_studies/RO6867461/CDT70122/share/ACE_pool_DME_CSR_Final/prod/output_bc/g_forest_or_str_QSBPV15I_W56_PREST_ITBC_OCTNOV2021_DME.pdf 30SEP2022 13:57

POPULATION: Intent-to-Treat Population B vs. C
ENDPOINT: Proportion of Patients with a >=15-point improvement from baseline in NEI VFQ-25 Peripheral Vision subscale through Week 56
MODEL: Stratified Analysis by Study, Baseline BCVA ETDRS letter score, Prior IVT anti-VEGF therapy, Geographic region (combined)
STUDY: GR40349 & GR40398
Dichotomous Analysis by Subgroups (Efficacy)

		Faricimab (PTI) (N=632)				Aflibercept (N=627)				Faricimab (PTI) vs. Aflibercept																Aflibercept vs. Faricimab (PTI)			
		Patients		Patients with Event		Patients		Patients with Event		Odds Ratio				Absolute Risk Difference				Relative Risk								Relative Risk			
Name	Level	n	%	n	%	n	%	n	%	Odds Ratio		Convergence Reason	95% Lower CL	95% Upper CL		Absolute Risk	Convergence Reason	95% Lower CL	95% Upper CL		Relative Risk	Convergence Reason	95% Lower CL	95% Upper CL	p-value (Cochran-Mantel-Haenszel)	Interaction Test p-value (likelihood ratio)		Relative Risk	Convergence Reason	95% Lower CL	95% Upper CL
All	n/a	632	100,0	223	35,3	626	99,8	194	31,0	1,22		Convergence criterion (GCONV=1E-8) satisfied.	0,96	1,54		0,038	Algorithm converged.	-0,013	0,090		1,16	Algorithm converged.	0,99	1,35	0,1047			0,87	Algorithm converged.	0,74	1,01
Sex	Male	396	62,7	121	30,6	364	58,1	106	29,1	1,06		Convergence criterion (GCONV=1E-8) satisfied.	0,77	1,44		0,009	Algorithm converged.	-0,055	0,073		1,06	Algorithm converged.	0,85	1,31	0,7326	0,1592		0,95	Algorithm converged.	0,76	1,17
	Female	236	37,3	102	43,2	262	41,8	88	33,6	1,46		Convergence criterion (GCONV=1E-8) satisfied.	1,01	2,11		0,092	Algorithm converged.	0,008	0,177		1,31	Algorithm converged.	1,05	1,64	0,0419			0,76	Algorithm converged.	0,61	0,95
Age	< 65 years	352	55,7	122	34,7	363	57,9	100	27,5	1,48		Convergence criterion (GCONV=1E-8) satisfied.	1,06	2,03		0,071	Algorithm converged.	0,006	0,137		1,37	Algorithm converged.	1,11	1,70	0,0213	0,0667		0,73	Algorithm converged.	0,59	0,90
	>= 65 years	280	44,3	101	36,1	263	41,9	94	35,7	1,01		Convergence criterion (GCONV=1E-8) satisfied.	0,71	1,44		0,000	Algorithm converged.	-0,080	0,081		1,02	Algorithm converged.	0,82	1,28	0,9381			0,98	Algorithm converged.	0,78	1,22
Age	< 75 years	577	91,3	203	35,2	571	91,1	172	30,1	1,27		Convergence criterion (GCONV=1E-8) satisfied.	0,99	1,62		0,047	Algorithm converged.	-0,007	0,100		1,19	Algorithm converged.	1,01	1,41	0,0620	0,2258		0,84	Algorithm converged.	0,71	0,99
	>= 75 years	55	8,7	20	36,4	55	8,8	22	40,0	0,81		Convergence criterion (GCONV=1E-8) satisfied.	0,35	1,84		-0,055	Algorithm converged.	-0,228	0,118		0,88	Algorithm converged.	0,56	1,37	0,6075			1,14	Algorithm converged.	0,73	1,77
Baseline BCVA ETDRS letter score	< 64 letters	281	44,5	123	43,8	284	45,3	97	34,2		*	NE				0,096	Algorithm converged.	0,016	0,176		1,29	Algorithm converged.	1,04	1,59	0,0180	0,1410		0,78	Algorithm converged.	0,63	0,96
	>= 64 letters	349	55,2	100	28,7	342	54,5	97	28,4	1,01		Convergence criterion (GCONV=1E-8) satisfied.	0,73	1,41		0,001	Algorithm converged.	-0,066	0,069		1,01	Algorithm converged.	0,80	1,28	0,9435			0,99	Algorithm converged.	0,78	1,26
	Missing	2	0,3	0	0,0	0	0,0	0	0,0	NE			NE	NE		NE	NE	NE	NE		NE	NE	NE	NE	NE			NE	NE	NE	NE
Geographic region	Europe	219	34,7	69	31,5	219	34,9	74	33,8	0,88		Convergence criterion (GCONV=1E-8) satisfied.	0,59	1,32		-0,030	Algorithm converged.	-0,117	0,058		0,93	Algorithm converged.	0,72	1,22	0,5407	0,1567		1,07	Algorithm converged.	0,82	1,40
	America	344	54,4	131	38,1	339	54,1	102	30,1	1,44		Convergence criterion (GCONV=1E-8) satisfied.	1,04	1,98		0,075	Algorithm converged.	0,006	0,145		1,28	Algorithm converged.	1,04	1,57	0,0269			0,78	Algorithm converged.	0,64	0,96
	Asia Pacific (inc. Australia)	69	10,9	23	33,3	68	10,8	18	26,5	1,38		Convergence criterion (GCONV=1E-8) satisfied.	0,66	2,88		0,082	Algorithm converged.	-0,075	0,238		1,30	Algorithm converged.	0,77	2,20	0,3905			0,77	Algorithm converged.	0,45	1,29
Race/ethnicity	White	489	77,4	165	33,7	505	80,5	159	31,5	1,10		Convergence criterion (GCONV=1E-8) satisfied.	0,84	1,44		0,019	Algorithm converged.	-0,038	0,077		1,09	Algorithm converged.	0,91	1,30	0,4729	0,2197		0,92	Algorithm converged.	0,77	1,10
	Asian	62	9,8	21	33,9	59	9,4	19	32,2	1,06		Convergence criterion (GCONV=1E-8) satisfied.	0,49	2,32		0,014	Algorithm converged.	-0,160	0,188		1,10	Algorithm converged.	0,67	1,82	0,8831			0,91	Algorithm converged.	0,55	1,50
	Other	55	8,7	27	49,1	47	7,5	13	27,7	3,21		Convergence criterion (GCONV=1E-8) satisfied.	1,24	8,34		0,230	Algorithm converged.	0,059	0,401	*		WARNING: The relative Hessian convergence criterion of 0.0002164805 is greater than the limit of 0.0001. The convergence is questionable.					*		WARNING: The relative Hessian convergence criterion of 0.0002164805 is greater than the limit of 0.0001. The convergence is questionable.		
	Unknown	26	4,1	10	38,5	15	2,4	3	20,0	1,00		Convergence criterion (GCONV=1E-8) satisfied.	0,21	4,82		0,130	Algorithm converged.	-0,145	0,405	*		WARNING: The relative Hessian convergence criterion of 0.2786762206 is greater than the limit of 0.0001. The convergence is questionable.					*		WARNING: The relative Hessian convergence criterion of 0.2786762206 is greater than the limit of 0.0001. The convergence is questionable.		
Baseline HbA1c	<=8%	404	63,9	146	36,1	399	63,6	120	30,1	1,32		Convergence criterion (GCONV=1E-8) satisfied.	0,98	1,79		0,058	Algorithm converged.	-0,006	0,121		1,21	Algorithm converged.	1,00	1,47	0,0654	0,4982		0,83	Algorithm converged.	0,68	1,00
	>8%	221	35,0	74	33,5	222	35,4	73	32,9	1,01		Convergence criterion (GCONV=1E-8) satisfied.	0,68	1,50		0,001	Algorithm converged.	-0,087	0,088		1,07	Algorithm converged.	0,82	1,39	0,9630			0,94	Algorithm converged.	0,72	1,22
	Missing	7	1,1	3	42,9	5	0,8	1	20,0	>999.99		Convergence criterion (GCONV=1E-8) satisfied.	0,00	NE	*	WARNING: The relative Hessian convergence criterion of 1.0512786973 is greater than the limit of 0.0001. The convergence is questionable.					*	ERROR: The mean parameter is either invalid or at a limit of its range for some observations.					*		ERROR: The mean parameter is either invalid or at a limit of its range for some observations.		
Prior IVT anti-VEGF therapy	Yes	133	21,0	48	36,1	137	21,9	51	37,2	0,95		Convergence criterion (GCONV=1E-8) satisfied.	0,58	1,56		-0,017	Algorithm converged.	-0,131	0,097		0,99	Algorithm converged.	0,72	1,35	0,8411	0,2869		1,01	Algorithm converged.	0,74	1,38
	No	499	79,0	175	35,1	489	78,0	143	29,2	1,31		Convergence criterion (GCONV=1E-8) satisfied.	1,00	1,72		0,052	Algorithm converged.	-0,005	0,109		1,21	Algorithm converged.	1,01	1,43	0,0509			0,82	Algorithm converged.	0,69	0,99
Baseline DR severity	<47	365	57,8	124	34,0	361	57,6	101	28,0	1,28		Convergence criterion (GCONV=1E-8) satisfied.	0,94	1,76		0,057	Algorithm converged.	-0,011	0,124		1,20	Algorithm converged.	0,97	1,50	0,1205	0,8522		0,83	Algorithm converged.	0,67	1,03
	47 - 53	198	31,3	72	36,4	208	33,2	68	32,7		*	NE				0,025	Algorithm converged.	-0,064	0,114		1,20	Algorithm converged.	0,92	1,55	0,2407			0,84	Algorithm converged.	0,65	1,08
	>53	58	9,2	22	37,9	38	6,1	16	42,1	0,86		Convergence criterion (GCONV=1E-8) satisfied.	0,35	2,07		-0,046	Algorithm converged.	-0,248	0,156		0,90	Algorithm converged.	0,54	1,52	0,7309			1,11	Algorithm converged.	0,66	1,87
	Missing	11	1,7	5	45,5	19	3,0	9	47,4	0,55		Convergence criterion (GCONV=1E-8) satisfied.	0,08	3,72	*	WARNING: The relative Hessian convergence criterion of 0.0018145183 is greater than the limit of 0.0001. The convergence is questionable.					*	WARNING: The relative Hessian convergence criterion of 0.0194319052 is greater than the limit of 0.0001. The convergence is questionable.					*		WARNING: The relative Hessian convergence criterion of 0.0194319052 is greater than the limit of 0.0001. The convergence is questionable.		
Baseline DR severity	<=53	563	89,1	196	34,8	569	90,7	169	29,7	1,25		Convergence criterion (GCONV=1E-8) satisfied.	0,97	1,61		0,043	Algorithm converged.	-0,010	0,097		1,18	Algorithm converged.	1,00	1,40	0,0836	0,5948		0,85	Algorithm converged.	0,72	1,01
	>53	58	9,2	22	37,9	38	6,1	16	42,1	0,86		Convergence criterion (GCONV=1E-8) satisfied.	0,35	2,07		-0,046	Algorithm converged.	-0,248	0,156		0,90	Algorithm converged.	0,54	1,52	0,7309			1,11	Algorithm converged.	0,66	1,87
	Missing	11	1,7	5	45,5	19	3,0	9	47,4	0,55		Convergence criterion (GCONV=1E-8) satisfied.	0,08	3,72	*	WARNING: The relative Hessian convergence criterion of 0.0018145183 is greater than the limit of 0.0001. The convergence is questionable.					*	WARNING: The relative Hessian convergence criterion of 0.0194319052 is greater than the limit of 0.0001. The convergence is questionable.					*		WARNING: The relative Hessian convergence criterion of 0.0194319052 is greater than the limit of 0.0001. The convergence is questionable.		
Medical history: renal disease	Yes	63	10,0	27	42,9	45	7,2	16	35,6	1,00		Convergence criterion (GCONV=1E-8) satisfied.	0,43	2,34		0,033	Algorithm converged.	-0,147	0,214		1,09	Algorithm converged.	0,69	1,72	0,9935	0,9925		0,92	Algorithm converged.	0,58	1,45
	No	569	90,0	196	34,4	581	92,7	178	30,6	1,20		Convergence criterion (GCONV=1E-8) satisfied.	0,94	1,54		0,035	Algorithm converged.	-0,018	0,089		1,14	Algorithm converged.	0,97	1,35	0,1411			0,87	Algorithm converged.	0,74	1,03
Medical history: cardiac disease	Yes	511	80,9	182	35,6	498	79,4	153	30,7	1,22		Convergence criterion (GCONV=1E-8) satisfied.	0,94	1,59		0,042	Algorithm converged.	-0,016	0,099		1,17	Algorithm converged.	0,98	1,39	0,1360	0,8506		0,86	Algorithm converged.	0,72	1,02
	No	121	19,1	41	33,9	128	20,4	41	32,0	1,42		Convergence criterion (GCONV=1E-8) satisfied.	0,79	2,54		0,051	Algorithm converged.	-0,061	0,164		1,12	Algorithm converged.	0,79	1,58	0,2348			0,90	Algorithm converged.	0,63	1,27
Medical history: vascular disease	Yes	92	14,6	36	39,1	98	15,6	33	33,7	1,23		Convergence criterion (GCONV=1E-8) satisfied.	0,68	2,25		0,049	Algorithm converged.	-0,089	0,188		1,20	Algorithm converged.	0,83	1,75	0,4908	0,8238		0,83	Algorithm converged.	0,57	1,21
	No	540	85,4	187	34,6	528	84,2	161	30,5	1,20		Convergence criterion (GCONV=1E-8) satisfied.	0,93	1,56		0,037	Algorithm converged.	-0,019	0,092		1,15	Algorithm converged.	0,97	1,36	0,1613			0,87	Algorithm converged.	0,73	1,03
Study	Rhine	319	50,5	101	31,7	315	50,2	100	31,7	0,98		Convergence criterion (GCONV=1E-8) satisfied.	0,70	1,37		-0,008	Algorithm converged.	-0,080	0,064		1,00	Algorithm converged.	0,80	1,25	0,9140	0,0975		1,00	Algorithm converged.	0,80	1,26
	Yosemite	313	49,5	123	39,3	311	49,6	94	30,2	1,50		Convergence criterion (GCONV=1E-8) satisfied.	1,08	2,10		0,090	Algorithm converged.	0,017	0,163		1,30	Algorithm converged.	1,05	1,61	0,0169			0,77	Algorithm converged.	0,62	0,95

Test for interaction based on RR (Log-binomial regression)
* indicates convergence problem. Result is uninterpretable.
Only patients with at least one value are used for analysis. For stratification Asia and rest of the world regions are combined due to a small number of enrolled patients. The stratification factor is excluded if it is the subgroup. OR is computed by stratified analysis, RR and ARD by adjusted analysis.
Early Termination (ET) visit was mapped to closest regular visit.
Treatment policy strategy was applied to non-COVID-19 related and hypothetical strategy was applied to COVID-19 related intercurrent events. COVID-19 related intercurrent events are: Disc. of Treatment due to COVID-19, Prohibited Treatment/Therapy due to COVID-19, Missed Dose at Week 44,48 or 52 due to COVID-19 and COVID-19 Death.
Clinical cut-off: YOSEMITE 01NOV2021 and RHINE 28OCT2021

Program: root/clinical_studies/RO6867461/CDT70122/share/ACE_pool_DME_CSR_Final/prod/program/t_eff_resp.sas
Output: root/clinical_studies/RO6867461/CDT70122/share/ACE_pool_DME_CSR_Final/prod/output_bc/t_eff_resp_sg_str_QSBPV15I_W56_PREST_ITBC_OCTNOV2021_DME.xls
27MAR2022 0:39

POPULATION: Intent-to-Treat Population B vs. C
ENDPOINT: Proportion of Patients with a >=15-point improvement from baseline in NEI VFQ-25 Peripheral Vision subscale throughout the Entire Study
MODEL: Stratified Analysis by Study, Baseline BCVA ETDRS letter score, Prior IVT anti-VEGF therapy, Geographic region (combined)
STUDY: GR40349 & GR40398
Dichotomous Analysis (Efficacy)

		Faricimab (PTI) (N=632)				Aflibercept (N=627)				Faricimab (PTI) vs. Aflibercept																Aflibercept vs. Faricimab (PTI)				
		Patients		Patients with Event		Patients		Patients with Event		Odds Ratio																Relative Risk				
														Absolute Risk Difference						Relative Risk										
Name	Level	n	%	n	%	n	%	n	%	Odds Ratio		Convergence Reason	95% Lower CL	95% Upper CL	Absolute Risk		Convergence Reason	95% Lower CL	95% Upper CL	Relative Risk		Convergence Reason	95% Lower CL	95% Upper CL	p-value (Cochran Mantel-Haenszel)	Interaction Test p-value (likelihood ratio)	Relative Risk		Convergence Reason	95% Lower CL	95% Upper CL
All	n/a	632	100,0	249	39,4	626	99,8	221	35,3	1,19		Convergence criterion (GCONV=1E-8) satisfied.	0,95	1,50	0,039		Algorithm converged.	-0,014	0,092	1,12		Algorithm converged.	0,98	1,30	0,1328		0,89		Algorithm converged.	0,77	1,02
Study	Rhine	319	50,5	115	36,1	315	50,2	112	35,6	1,02		Convergence criterion (GCONV=1E-8) satisfied.	0,74	1,42	0,003		Algorithm converged.	-0,071	0,077	1,02		Algorithm converged.	0,83	1,26	0,8993	0,2354	0,98		Algorithm converged.	0,79	1,20
	Yosemite	313	49,5	134	42,8	311	49,6	109	35,0	1,39		Convergence criterion (GCONV=1E-8) satisfied.	1,01	1,93	0,078		Algorithm converged.	0,003	0,153	1,22		Algorithm converged.	1,00	1,48	0,0460		0,82		Algorithm converged.	0,68	1,00

Test for interaction based on RR (Log-binomial regression)
* indicates convergence problem. Result is uninterpretable.
Only patients with at least one value are used for analysis. For stratification Asia and rest of the world regions are combined due to a small number of enrolled patients. The stratification factor is excluded if it is the subgroup. OR is computed by stratified analysis, RR and ARD by adjusted analysis.
Early Termination (ET) visit was mapped to closest regular visit.
Treatment policy strategy was applied to non-COVID-19 related and hypothetical strategy was applied to COVID-19 related intercurrent events. COVID-19 related intercurrent events are: Disc. of Treatment due to COVID-19, Prohibited Treatment/Therapy due to COVID-19, Missed Dose at Week 88,92 or 96 due to COVID-19 and COVID-19 Death.
Clinical cut-off: YOSEMITE 01NOV2021 and RHINE 28OCT2021

Program: root/clinical_studies/RO6867461/CDT70122/share/ACE_pool_DME_CSR_Final/prod/program/t_eff_resp.sas
Output: root/clinical_studies/RO6867461/CDT70122/share/ACE_pool_DME_CSR_Final/prod/output_bc/t_eff_resp_str_QSBPV15I_PREST_ITBC_OCTNOV2021_DME.xls
27MAR2022 6:36

POPULATION: Intent-to-Treat Population B vs. C
ENDPOINT: Proportion of Patients with a >=15-point improvement from baseline in NEI VFQ-25 Peripheral Vision subscale throughout the Entire Study
MODEL: Adjusted Analysis by Study, Baseline BCVA ETDRS letter score, Prior IVT anti-VEGF therapy, Geographic region
STUDY: GR40349 & GR40398
Forest Plot of Relative Risk

Study	Total n	Aflibercept (N=627) n	Aflibercept (N=627) n Responder	Faricimab (PTI) (N=632) n	Faricimab (PTI) (N=632) n Responder	Relative Risk	95% CI
All Patients	1258	626	221	632	249	1.12	(0.98, 1.30)
Study							
Rhine	634	315	112	319	115	1.02	(0.83, 1.26)
Yosemite	624	311	109	313	134	1.22	(1.00, 1.48)

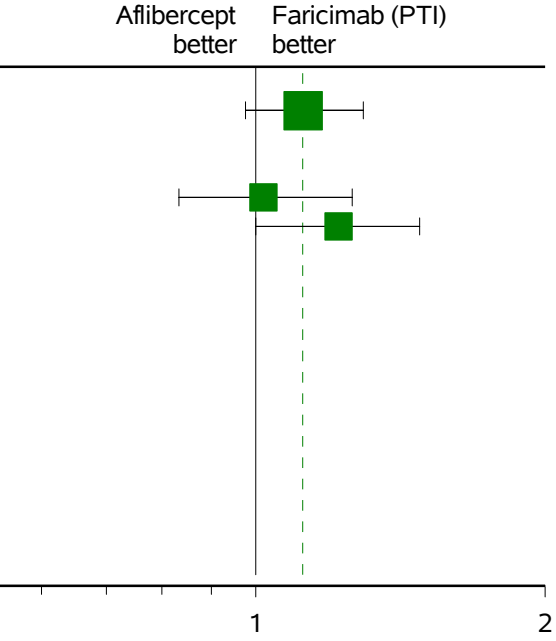

Only patients with at least one value are used for analysis. For adjustment Asia and rest of the world regions are combined due to a small number of enrolled patients.
The adjustment factor is excluded if it is the subgroup.
Early Termination (ET) visit was mapped to closest regular visit.
Treatment policy strategy was applied to non-COVID-19 related and hypothetical strategy was applied to COVID-19 related intercurrent events. COVID-19 related intercurrent events are:
Disc. of Treatment due to COVID-19, Prohibited Treatment/Therapy due to COVID-19, Missed Dose at Week 88,92 or 96 due to COVID-19 and COVID-19 Death.
Clinical cut-off: YOSEMITE 01NOV2021 and RHINE 28OCT2021
Program: root/clinical_studies/RO6867461/CDT70122/share/ACE_pool_DME_Base/prod/program/g_forest_rr.sas
Output: root/clinical_studies/RO6867461/CDT70122/share/ACE_pool_DME_CSR_Final/prod/output_bc/g_forest_rr_str_QSBPV15I_PREST_ITBC_OCTNOV2021_DME.pdf 06OCT2022 19:00

POPULATION: Intent-to-Treat Population B vs. C
ENDPOINT: Proportion of Patients with a >=15-point improvement from baseline in NEI VFQ-25 Peripheral Vision subscale throughout the Entire Study
MODEL: Stratified Analysis by Study, Baseline BCVA ETDRS letter score, Prior IVT anti-VEGF therapy, Geographic region
STUDY: GR40349 & GR40398
Forest Plot of Odds Ratio

		Aflibercept (N=627)		Faricimab (PTI) (N=632)				
Study	**Total n**	**n**	**n Responder**	**n**	**n Responder**	**Odds Ratio**	**95% CI**	Aflibercept better / Faricimab (PTI) better
All Patients	1258	626	221	632	249	1.19	(0.95, 1.50)	
Study								
Rhine	634	315	112	319	115	1.02	(0.74, 1.42)	
Yosemite	624	311	109	313	134	1.39	(1.01, 1.93)	

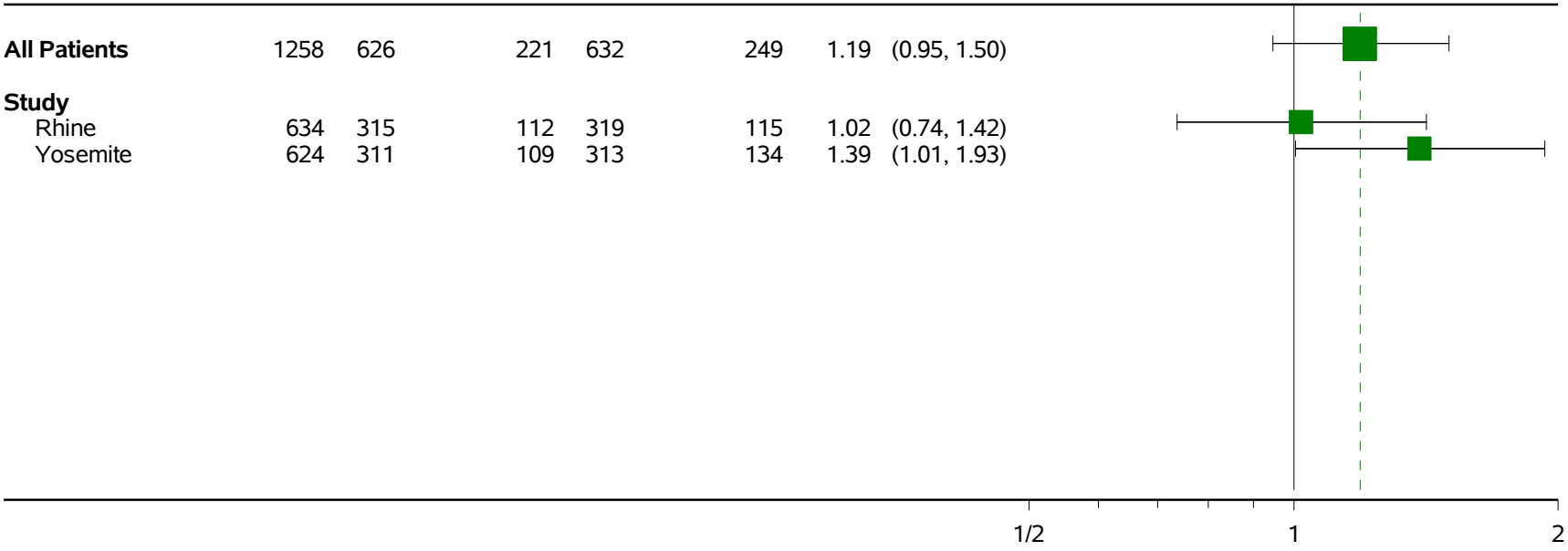

Only patients with at least one value are used for analysis. For stratification Asia and rest of the world regions are combined due to a small number of enrolled patients.
Early Termination (ET) visit was mapped to closest regular visit.
Treatment policy strategy was applied to non-COVID-19 related and hypothetical strategy was applied to COVID-19 related intercurrent events. COVID-19 related intercurrent events are:
Disc. of Treatment due to COVID-19, Prohibited Treatment/Therapy due to COVID-19, Missed Dose at Week 88,92 or 96 due to COVID-19 and COVID-19 Death.
Clinical cut-off: YOSEMITE 01NOV2021 and RHINE 28OCT2021
Program: root/clinical_studies/RO6867461/CDT70122/share/ACE_pool_DME_Base/prod/program/g_forest_or.sas
Output: root/clinical_studies/RO6867461/CDT70122/share/ACE_pool_DME_CSR_Final/prod/output_bc/g_forest_or_str_QSBPV15I_PREST_ITBC_OCTNOV2021_DME.pdf 30SEP2022 13:59

POPULATION: Intent-to-Treat Population B vs. C
ENDPOINT: Proportion of Patients with a >=15-point improvement from baseline in NEI VFQ-25 Peripheral Vision subscale throughout the Entire Study
MODEL: Stratified Analysis by Study, Baseline BCVA ETDRS letter score, Prior IVT anti-VEGF therapy, Geographic region (combined)
STUDY: GR40349 & GR40398
Dichotomous Analysis by Subgroups (Efficacy)

		Faricimab (PTI) (N=632)				Aflibercept (N=627)				Faricimab (PTI) vs. Aflibercept																Aflibercept vs. Faricimab (PTI)			
		Patients		Patients with Event		Patients		Patients with Event		Odds Ratio				Absolute Risk Difference				Relative Risk								Relative Risk			
Name	Level	n	%	n	%	n	%	n	%	Odds Ratio	Convergence Reason	95% Lower CL	95% Upper CL	Absolute Risk	Convergence Reason	95% Lower CL	95% Upper CL	Relative Risk	Convergence Reason	95% Lower CL	95% Upper CL	p-value (Cochran-Mantel Haenszel)	Interaction Test p-value (likelihood ratio)	Relative Risk	Convergence Reason	95% Lower CL	95% Upper CL
All	n/a	632	100,0	249	39,4	626	99,8	221	35,3	1,19	Convergence criterion (GCONV=1E-8) satisfied.	0,95	1,50	0,039	Algorithm converged.	-0,014	0,092	1,12	Algorithm converged.	0,98	1,30	0,1328		0,89	Algorithm converged.	0,77	1,02
Sex	Male	396	62,7	137	34,6	364	58,1	121	33,2	1,05	Convergence criterion (GCONV=1E-8) satisfied.	0,78	1,42	0,011	Algorithm converged.	-0,056	0,077	1,05	Algorithm converged.	0,86	1,27	0,7494	0,1996	0,96	Algorithm converged.	0,79	1,16
	Female	236	37,3	112	47,5	262	41,8	100	38,2	1,42	Convergence criterion (GCONV=1E-8) satisfied.	0,99	2,03	0,091	Algorithm converged.	0,005	0,178	1,25	Algorithm converged.	1,02	1,53	0,0367		0,80	Algorithm converged.	0,65	0,98
Age	< 65 years	352	55,7	137	38,9	361	57,9	113	31,1	1,48	Convergence criterion (GCONV=1E-8) satisfied.	1,08	2,02	0,082	Algorithm converged.	0,014	0,150	1,35	Algorithm converged.	1,11	1,64	0,0152	0,0280	0,74	Algorithm converged.	0,61	0,90
	>= 65 years	280	44,3	112	40,0	263	41,9	108	41,1	0,96	Convergence criterion (GCONV=1E-8) satisfied.	0,68	1,35	-0,014	Algorithm converged.	-0,096	0,068	0,99	Algorithm converged.	0,80	1,21	0,8010		1,01	Algorithm converged.	0,83	1,24
Age	< 75 years	577	91,3	226	39,2	571	91,1	198	34,7	1,22	Convergence criterion (GCONV=1E-8) satisfied.	0,96	1,55	0,044	Algorithm converged.	-0,011	0,100	1,14	Algorithm converged.	0,98	1,33	0,1069	0,4935	0,88	Algorithm converged.	0,75	1,02
	>= 75 years	55	8,7	23	41,8	55	8,8	23	41,8	1,00	Convergence criterion (GCONV=1E-8) satisfied.	0,44	2,24	-0,023	Algorithm converged.	-0,201	0,154	0,98	Algorithm converged.	0,65	1,49	0,9958		1,02	Algorithm converged.	0,67	1,54
Baseline BCVA ETDRS letter score	< 64 letters	281	44,5	131	46,6	284	45,3	112	39,4	1,35	Convergence criterion (GCONV=1E-8) satisfied.	0,96	1,88	0,072	Algorithm converged.	-0,009	0,153	1,19	Algorithm converged.	0,98	1,43	0,0810	0,4658	0,84	Algorithm converged.	0,70	1,02
	>= 64 letters	349	55,2	118	33,8	342	54,5	109	31,9	1,09	Convergence criterion (GCONV=1E-8) satisfied.	0,79	1,49	0,018	Algorithm converged.	-0,052	0,088	1,06	Algorithm converged.	0,85	1,30	0,6014		0,95	Algorithm converged.	0,77	1,17
	Missing	2	0,3	0	0,0	0	0,0	0	0,0	NE		NE	NE	NE	NE	NE	NE	NE	NE	NE	NE	NE		NE	NE	NE	NE
Geographic region	Europe	219	34,7	83	37,9	219	34,9	83	37,9		NE			-0,001	Algorithm converged.	-0,091	0,090	0,99	Algorithm converged.	0,78	1,26	0,9680	0,4112	1,01	Algorithm converged.	0,79	1,28
	America	344	54,4	141	41,0	339	54,1	116	34,2	1,34	Convergence criterion (GCONV=1E-8) satisfied.	0,98	1,83	0,064	Algorithm converged.	-0,008	0,135	1,21	Algorithm converged.	1,00	1,47	0,0671		0,82	Algorithm converged.	0,68	1,00
	Asia Pacific (inc. Australia)	69	10,9	25	36,2	68	10,8	22	32,4	1,21	Convergence criterion (GCONV=1E-8) satisfied.	0,59	2,47	0,051	Algorithm converged.	-0,110	0,211	1,19	Algorithm converged.	0,75	1,88	0,6032		0,84	Algorithm converged.	0,52	1,34
Race/ethnicity	White	489	77,4	188	38,4	505	80,5	178	35,2	1,14	Convergence criterion (GCONV=1E-8) satisfied.	0,88	1,48	0,031	Algorithm converged.	-0,029	0,090	1,10	Algorithm converged.	0,93	1,29	0,3301	0,2562	0,91	Algorithm converged.	0,78	1,07
	Asian	62	9,8	24	38,7	59	9,4	24	40,7	0,84	Convergence criterion (GCONV=1E-8) satisfied.	0,39	1,79	-0,010	Algorithm converged.	-0,185	0,164	1,02	Algorithm converged.	0,66	1,57	0,6474		0,98	Algorithm converged.	0,64	1,51
	Other	55	8,7	27	49,1	47	7,5	14	29,8	2,69	Convergence criterion (GCONV=1E-8) satisfied.	1,08	6,71	0,199	Algorithm converged.	0,020	0,377	1,85	Algorithm converged.	1,10	3,09	0,0305		0,54	Algorithm converged.	0,32	0,91
	Unknown	26	4,1	10	38,5	15	2,4	5	33,3	0,59	Convergence criterion (GCONV=1E-8) satisfied.	0,14	2,47	-0,029	Algorithm converged.	-0,336	0,279	*	WARNING: The relative Hessian convergence criterion of 0.0732903642 is greater than the limit of 0.0001. The convergence is questionable.					*	WARNING: The relative Hessian convergence criterion of 0.0732903642 is greater than the limit of 0.0001. The convergence is questionable.		
Baseline HbA1c	<=8%	404	63,9	164	40,6	399	63,6	134	33,6	1,37	Convergence criterion (GCONV=1E-8) satisfied.	1,02	1,83	0,069	Algorithm converged.	0,003	0,135	1,21	Algorithm converged.	1,01	1,45	0,0361	0,2683	0,83	Algorithm converged.	0,69	0,98
	>8%	221	35,0	82	37,1	222	35,4	84	37,8	0,96	Convergence criterion (GCONV=1E-8) satisfied.	0,65	1,41	-0,009	Algorithm converged.	-0,098	0,081	1,02	Algorithm converged.	0,80	1,29	0,8268		0,98	Algorithm converged.	0,77	1,25
	Missing	7	1,1	3	42,9	5	0,8	3	60,0	0,00	Convergence criterion (GCONV=1E-8) satisfied.	0,00	NE	*	WARNING: Negative of Hessian not positive definite.			*	WARNING: Negative of Hessian not positive definite.					*	WARNING: Negative of Hessian not positive definite.		
Prior IVT anti-VEGF therapy	Yes	133	21,0	55	41,4	137	21,9	57	41,6	0,99	Convergence criterion (GCONV=1E-8) satisfied.	0,61	1,60	-0,007	Algorithm converged.	-0,124	0,110	1,01	Algorithm converged.	0,76	1,34	0,9563	0,3915	0,99	Algorithm converged.	0,75	1,32
	No	499	79,0	194	38,9	489	78,0	164	33,5	1,26	Convergence criterion (GCONV=1E-8) satisfied.	0,97	1,64	0,050	Algorithm converged.	-0,009	0,108	1,17	Algorithm converged.	0,99	1,37	0,0823		0,86	Algorithm converged.	0,73	1,01
Baseline DR severity	<47	365	57,8	138	37,3	361	57,6	117	32,4	1,20	Convergence criterion (GCONV=1E-8) satisfied.	0,89	1,64	0,046	Algorithm converged.	-0,023	0,115	1,14	Algorithm converged.	0,93	1,39	0,2368	0,8989	0,88	Algorithm converged.	0,72	1,07
	47 - 53	198	31,3	81	40,9	208	33,2	79	38,0	1,21	Convergence criterion (GCONV=1E-8) satisfied.	0,80	1,84	0,028	Algorithm converged.	-0,065	0,121	1,12	Algorithm converged.	0,89	1,41	0,3608		0,89	Algorithm converged.	0,71	1,12
	>53	58	9,2	27	46,6	38	6,1	16	42,1	1,23	Convergence criterion (GCONV=1E-8) satisfied.	0,50	3,00	0,039	Algorithm converged.	-0,166	0,245	1,12	Algorithm converged.	0,69	1,83	0,6534		0,89	Algorithm converged.	0,55	1,46
	Missing	11	1,7	5	45,5	19	3,0	9	47,4	0,55	Convergence criterion (GCONV=1E-8) satisfied.	0,08	3,72	*	WARNING: The relative Hessian convergence criterion of 0.0018145183 is greater than the limit of 0.0001. The convergence is questionable.			*	WARNING: The relative Hessian convergence criterion of 0.0194319052 is greater than the limit of 0.0001. The convergence is questionable.					*	WARNING: The relative Hessian convergence criterion of 0.0194319052 is greater than the limit of 0.0001. The convergence is questionable.		
Baseline DR severity	<=53	563	89,1	217	38,5	569	90,7	196	34,4	1,18	Convergence criterion (GCONV=1E-8) satisfied.	0,92	1,51	0,036	Algorithm converged.	-0,020	0,091	1,12	Algorithm converged.	0,96	1,30	0,1868	0,6647	0,89	Algorithm converged.	0,77	1,04
	>53	58	9,2	27	46,6	38	6,1	16	42,1	1,23	Convergence criterion (GCONV=1E-8) satisfied.	0,50	3,00	0,039	Algorithm converged.	-0,166	0,245	1,12	Algorithm converged.	0,69	1,83	0,6534		0,89	Algorithm converged.	0,55	1,46
	Missing	11	1,7	5	45,5	19	3,0	9	47,4	0,55	Convergence criterion (GCONV=1E-8) satisfied.	0,08	3,72	*	WARNING: The relative Hessian convergence criterion of 0.0018145183 is greater than the limit of 0.0001. The convergence is questionable.			*	WARNING: The relative Hessian convergence criterion of 0.0194319052 is greater than the limit of 0.0001. The convergence is questionable.					*	WARNING: The relative Hessian convergence criterion of 0.0194319052 is greater than the limit of 0.0001. The convergence is questionable.		
Medical history: renal disease	Yes	63	10,0	29	46,0	43	7,2	18	40,0	0,85	Convergence criterion (GCONV=1E-8) satisfied.	0,36	2,00	0,014	Algorithm converged.	-0,167	0,196	1,05	Algorithm converged.	0,70	1,58	0,7134	0,9993	0,95	Algorithm converged.	0,63	1,43
	No	569	90,0	220	38,7	581	92,7	203	34,9	1,19	Convergence criterion (GCONV=1E-8) satisfied.	0,93	1,51	0,038	Algorithm converged.	-0,018	0,093	1,12	Algorithm converged.	0,96	1,30	0,1607		0,90	Algorithm converged.	0,77	1,04
Medical history: cardiac disease	Yes	511	80,9	202	39,5	498	79,4	175	35,1	1,17	Convergence criterion (GCONV=1E-8) satisfied.	0,91	1,52	0,039	Algorithm converged.	-0,020	0,098	1,13	Algorithm converged.	0,96	1,32	0,2223	0,9873	0,89	Algorithm converged.	0,76	1,04
	No	121	19,1	47	38,8	128	20,4	46	35,9	1,36	Convergence criterion (GCONV=1E-8) satisfied.	0,78	2,37	0,056	Algorithm converged.	-0,061	0,174	1,09	Algorithm converged.	0,79	1,50	0,2802		0,92	Algorithm converged.	0,67	1,24
Medical history: vascular disease	Yes	92	14,6	40	43,5	98	15,6	41	41,8	1,09	Convergence criterion (GCONV=1E-8) satisfied.	0,61	1,95	0,015	Algorithm converged.	-0,125	0,156	1,08	Algorithm converged.	0,78	1,49	0,7783	0,7357	0,93	Algorithm converged.	0,67	1,29
	No	540	85,4	209	38,7	528	84,2	180	34,1	1,21	Convergence criterion (GCONV=1E-8) satisfied.	0,94	1,56	0,044	Algorithm converged.	-0,014	0,101	1,14	Algorithm converged.	0,97	1,33	0,1300		0,88	Algorithm converged.	0,75	1,03
Study	Rhine	319	50,5	113	36,1	315	50,2	112	35,6	1,02	Convergence criterion (GCONV=1E-8) satisfied.	0,74	1,42	0,003	Algorithm converged.	-0,071	0,077	1,02	Algorithm converged.	0,83	1,26	0,8993	0,2354	0,98	Algorithm converged.	0,79	1,20
	Yosemite	313	49,5	136	42,8	311	49,6	109	35,0	1,39	Convergence criterion (GCONV=1E-8) satisfied.	1,01	1,93	0,078	Algorithm converged.	0,003	0,153	1,22	Algorithm converged.	1,00	1,48	0,0460		0,82	Algorithm converged.	0,68	1,00

Test for interaction based on RR (Log-binomial regression)
* indicates convergence problem. Result is uninterpretable.
Only patients with at least one value are used for analysis. For stratification Asia and rest of the world regions are combined due to a small number of enrolled patients. The stratification factor is excluded if it is the subgroup. OR is computed by stratified analysis, RR and ARD by adjusted analysis.
Early Termination (ET) visit was mapped to closest regular visit.
Treatment policy strategy was applied to non-COVID-19 related and hypothetical strategy was applied to COVID-19 related intercurrent events. COVID-19 related intercurrent events are: Disc. of Treatment due to COVID-19, Prohibited Treatment/Therapy due to COVID-19, Missed Dose at Week 88,92 or 96 due to COVID-19 and COVID-19 Death.
Clinical cut-off: YOSEMITE 01NOV2021 and RHINE 28OCT2021

Program: root/clinical_studies/RO6867461/CDT70122/share/ACE_pool_DME_CSR_Final/prod/program/t_eff_resp.sas
Output: root/clinical_studies/RO6867461/CDT70122/share/ACE_pool_DME_CSR_Final/prod/output_bc/t_eff_resp_ag_str_QSBPV15I_PREST_ITBC_OCTNOV2021_DME.xls
27MAR2022 0:48

POPULATION: Intent-to-Treat Population B vs. C
ENDPOINT: Proportion of Patients with a >=4-point improvement from baseline in NEI VFQ-25 Peripheral Vision subscale through Week 56
MODEL: Stratified Analysis by Study, Baseline BCVA ETDRS letter score, Prior IVT anti-VEGF therapy, Geographic region (combined)
STUDY: GR40349 & GR40398
Dichotomous Analysis (Efficacy)

		Faricimab (PTI) (N=632)				Aflibercept (N=627)				Faricimab (PTI) vs. Aflibercept															Aflibercept vs. Faricimab (PTI)				
		Patients		Patients with Event		Patients		Patients with Event		Odds Ratio					Absolute Risk Difference				Relative Risk						Relative Risk				
Name	Level	n	%	n	%	n	%	n	%	Odds Ratio		Convergence Reason	95% Lower CL	95% Upper CL	Absolute Risk		Convergence Reason	95% Lower CL	95% Upper CL	Relative Risk		Convergence Reason	95% Lower CL	95% Upper CL	p-value (Cochran-Mantel-Haenszel)	Interaction Test p-value (likelihood ratio)	Relative Risk		Convergence Reason	95% Lower CL	95% Upper CL
All	n/a	632	100,0	223	35,3	626	99,8	194	31,0	1,22		Convergence criterion (GCONV=1E-8) satisfied.	0,96	1,54	0,038		Algorithm converged.	-0,013	0,090	1,16		Algorithm converged.	0,99	1,35	0,1047		0,87		Algorithm converged.	0,74	1,01
Study	Rhine	319	50,5	100	31,3	315	50,2	100	31,7	0,98		Convergence criterion (GCONV=1E-8) satisfied.	0,70	1,37	-0,008		Algorithm converged.	-0,080	0,064	1,00		Algorithm converged.	0,80	1,25	0,9140	0,0975	1,00		Algorithm converged.	0,80	1,26
	Yosemite	313	49,5	123	39,3	311	49,6	94	30,2	1,50		Convergence criterion (GCONV=1E-8) satisfied.	1,08	2,10	0,090		Algorithm converged.	0,017	0,163	1,30		Algorithm converged.	1,05	1,61	0,0169		0,77		Algorithm converged.	0,62	0,95

Test for interaction based on RR (Log-binomial regression)
* indicates convergence problem. Result is uninterpretable.
Only patients with at least one value are used for analysis. For stratification Asia and rest of the world regions are combined due to a small number of enrolled patients. The stratification factor is excluded if it is the subgroup. OR is computed by stratified analysis, RR and ARD by adjusted analysis.
Early Termination (ET) visit was mapped to closest regular visit.
Treatment policy strategy was applied to non-COVID-19 related and hypothetical strategy was applied to COVID-19 related intercurrent events. COVID-19 related intercurrent events are: Disc. of Treatment due to COVID-19, Prohibited Treatment/Therapy due to COVID-19, Missed Dose at Week 44,48 or 52 due to COVID-19 and COVID-19 Death.
Clinical cut-off: YOSEMITE 01NOV2021 and RHINE 28OCT2021

Program: root/clinical_studies/RO6867461/CDT70122/share/ACE_pool_DME_CSR_Final/prod/program/t_eff_resp.sas
Output: root/clinical_studies/RO6867461/CDT70122/share/ACE_pool_DME_CSR_Final/prod/output_bc/t_eff_resp_str_QSBPV4I_W56_PREST_ITBC_OCTNOV2021_DME.xls
27MAR2022 4:30

POPULATION: Intent-to-Treat Population B vs. C
ENDPOINT: Proportion of Patients with a >=4-point improvement from baseline in NEI VFQ-25 Peripheral Vision subscale through Week 56
MODEL: Adjusted Analysis by Study, Baseline BCVA ETDRS letter score, Prior IVT anti-VEGF therapy, Geographic region
STUDY: GR40349 & GR40398
Forest Plot of Relative Risk

Study	Total n	Aflibercept (N=627) n	Aflibercept (N=627) n Responder	Faricimab (PTI) (N=632) n	Faricimab (PTI) (N=632) n Responder	Relative Risk	95% CI
All Patients	1258	626	194	632	223	1.16	(0.99, 1.35)
Study							
Rhine	634	315	100	319	100	1.00	(0.80, 1.25)
Yosemite	624	311	94	313	123	1.30	(1.05, 1.61)

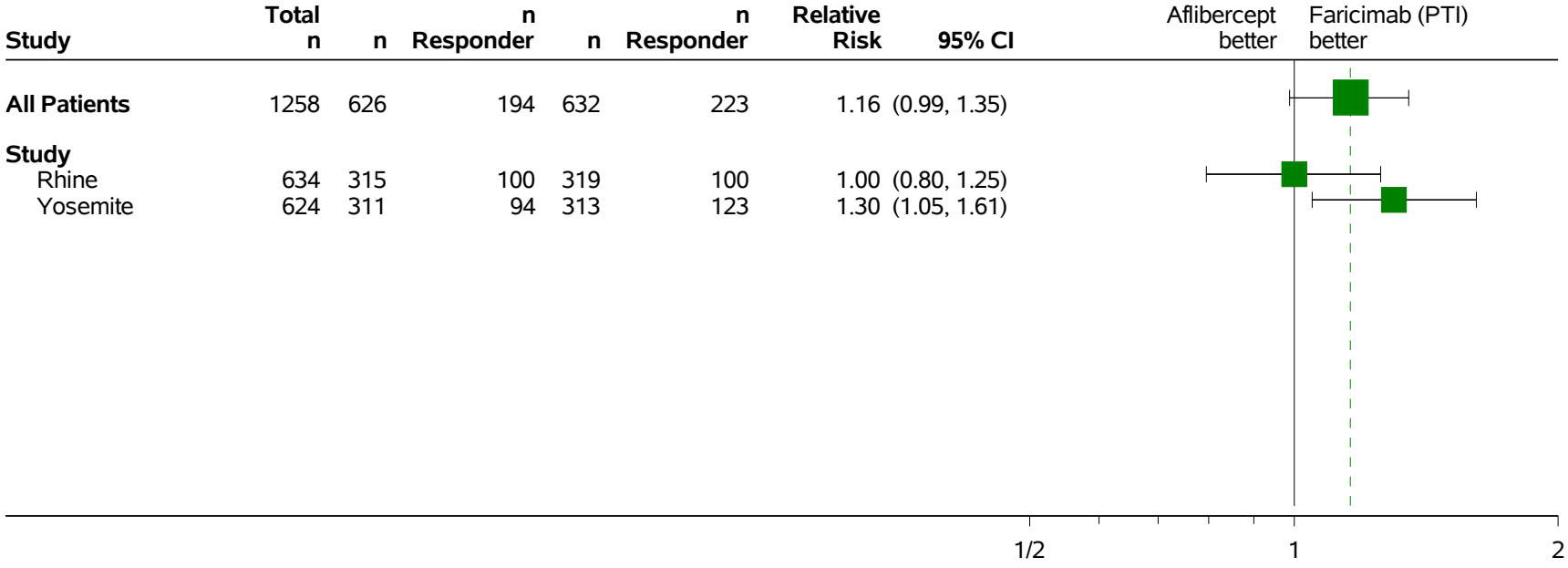

Only patients with at least one value are used for analysis. For adjustment Asia and rest of the world regions are combined due to a small number of enrolled patients.
The adjustment factor is excluded if it is the subgroup.
Early Termination (ET) visit was mapped to closest regular visit.
Treatment policy strategy was applied to non-COVID-19 related and hypothetical strategy was applied to COVID-19 related intercurrent events. COVID-19 related intercurrent events are:
Disc. of Treatment due to COVID-19, Prohibited Treatment/Therapy due to COVID-19, Missed Dose at Week 44,48 or 52 due to COVID-19 and COVID-19 Death.
Clinical cut-off: YOSEMITE 01NOV2021 and RHINE 28OCT2021
Program: root/clinical_studies/RO6867461/CDT70122/share/ACE_pool_DME_Base/prod/program/g_forest_rr.sas
Output: root/clinical_studies/RO6867461/CDT70122/share/ACE_pool_DME_CSR_Final/prod/output_bc/g_forest_rr_str_QSBPV4I_W56_PREST_ITBC_OCTNOV2021_DME.pdf 06OCT2022 18:22

POPULATION: Intent-to-Treat Population B vs. C
ENDPOINT: Proportion of Patients with a >=4-point improvement from baseline in NEI VFQ-25 Peripheral Vision subscale through Week 56
MODEL: Stratified Analysis by Study, Baseline BCVA ETDRS letter score, Prior IVT anti-VEGF therapy, Geographic region
STUDY: GR40349 & GR40398
Forest Plot of Odds Ratio

Study	Total n	Aflibercept (N=627) n	Aflibercept (N=627) n Responder	Faricimab (PTI) (N=632) n	Faricimab (PTI) (N=632) n Responder	Odds Ratio	95% CI
All Patients	1258	626	194	632	223	1.22	(0.96, 1.54)
Study							
Rhine	634	315	100	319	100	0.98	(0.70, 1.37)
Yosemite	624	311	94	313	123	1.50	(1.08, 2.10)

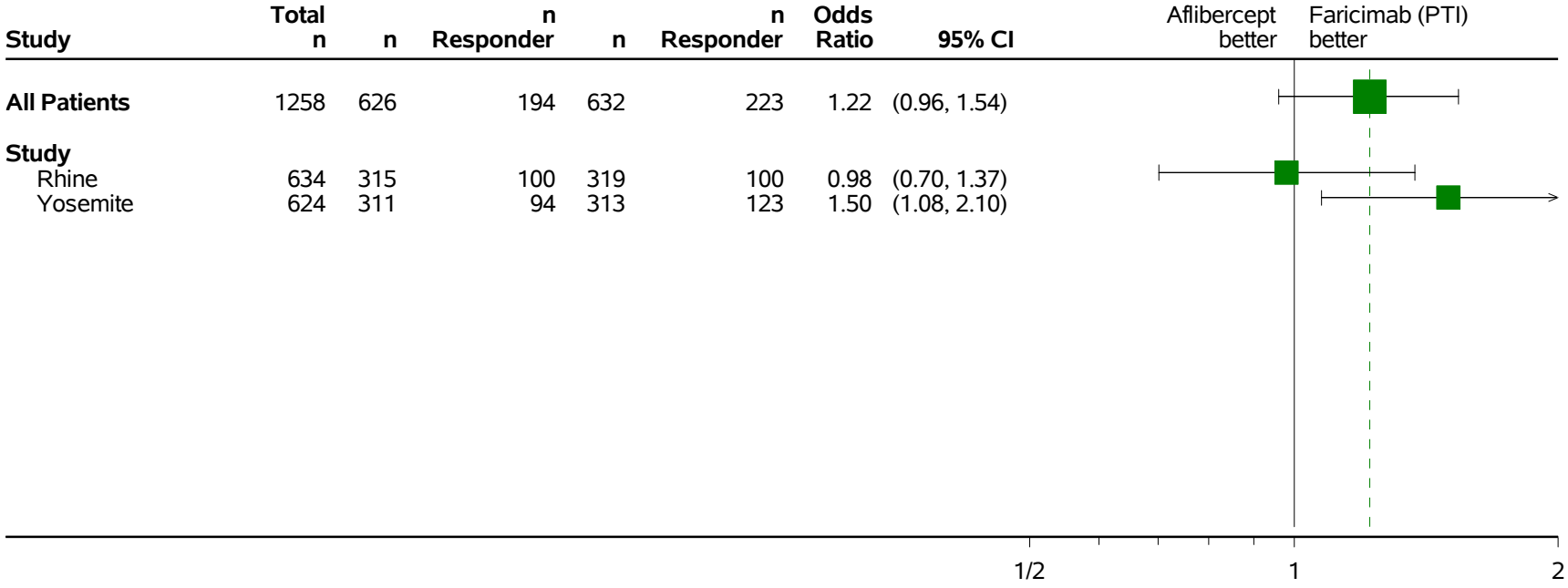

Only patients with at least one value are used for analysis. For stratification Asia and rest of the world regions are combined due to a small number of enrolled patients.
Early Termination (ET) visit was mapped to closest regular visit.
Treatment policy strategy was applied to non-COVID-19 related and hypothetical strategy was applied to COVID-19 related intercurrent events. COVID-19 related intercurrent events are:
Disc. of Treatment due to COVID-19, Prohibited Treatment/Therapy due to COVID-19, Missed Dose at Week 44,48 or 52 due to COVID-19 and COVID-19 Death.
Clinical cut-off: YOSEMITE 01NOV2021 and RHINE 28OCT2021
Program: root/clinical_studies/RO6867461/CDT70122/share/ACE_pool_DME_Base/prod/program/g_forest_or.sas
Output: root/clinical_studies/RO6867461/CDT70122/share/ACE_pool_DME_CSR_Final/prod/output_bc/g_forest_or_str_QSBPV4I_W56_PREST_ITBC_OCTNOV2021_DME.pdf 30SEP2022 13:09

POPULATION: Intent-to-Treat Population B vs. C
ENDPOINT: Proportion of Patients with a >=4-point improvement from baseline in NEI VFQ-25 Peripheral Vision subscale through Week 56
MODEL: Stratified Analysis by Study, Baseline BCVA ETDRS letter score, Prior IVT anti-VEGF therapy, Geographic region (combined)
STUDY: GR40349 & GR40398
Dichotomous Analysis by Subgroups (Efficacy)

		Faricimab (PTI) (N=632)				Aflibercept (N=627)				Faricimab (PTI) vs. Aflibercept														Aflibercept vs. Faricimab (PTI)			
		Patients		Patients with Event		Patients		Patients with Event		Odds Ratio				Absolute Risk Difference				Relative Risk						Relative Risk			
Name	Level	n	%	n	%	n	%	n	%	Odds Ratio	Convergence Reason	95% Lower CL	95% Upper CL	Absolute Risk	Convergence Reason	95% Lower CL	95% Upper CL	Relative Risk	Convergence Reason	95% Lower CL	95% Upper CL	p (Cochran-Mantel-Haenszel)	Interaction Test p-value (likelihood ratio)	Relative Risk	Convergence Reason	95% Lower CL	95% Upper CL
All	n/a	632	100,0	223	35,3	626	99,8	194	31,0	1,22	Convergence criterion (GCONV=1E-8) satisfied.	0,98	1,54	0,038	Algorithm converged.	-0,013	0,090	1,18	Algorithm converged.	0,99	1,35	0,1047		0,87	Algorithm converged.	0,74	1,01
Sex	Male	396	62,7	121	30,6	364	58,1	106	29,1	1,08	Convergence criterion (GCONV=1E-8) satisfied.	0,77	1,44	0,009	Algorithm converged.	-0,055	0,073	1,06	Algorithm converged.	0,85	1,31	0,7326	0,1592	0,95	Algorithm converged.	0,76	1,17
	Female	236	37,3	102	43,2	262	41,8	88	33,6	1,48	Convergence criterion (GCONV=1E-8) satisfied.	1,01	2,11	0,092	Algorithm converged.	0,008	0,177	1,31	Algorithm converged.	1,03	1,64	0,0419		0,76	Algorithm converged.	0,61	0,95
Age	< 65 years	352	55,7	122	34,7	363	57,9	100	27,5	1,46	Convergence criterion (GCONV=1E-8) satisfied.	1,06	2,03	0,071	Algorithm converged.	-0,006	0,137	1,33	Algorithm converged.	1,11	1,70	0,0213	0,0667	0,73	Algorithm converged.	0,59	0,90
	>= 65 years	280	44,3	101	36,1	263	41,9	94	35,7	1,01	Convergence criterion (GCONV=1E-8) satisfied.	0,71	1,44	0,000	Algorithm converged.	-0,080	0,081	1,02	Algorithm converged.	0,82	1,28	0,9381		0,98	Algorithm converged.	0,78	1,22
Age	< 75 years	577	91,3	203	35,2	571	91,1	172	30,1	1,27	Convergence criterion (GCONV=1E-8) satisfied.	0,99	1,62	0,047	Algorithm converged.	-0,007	0,100	1,18	Algorithm converged.	1,01	1,41	0,0620	0,2258	0,84	Algorithm converged.	0,71	0,99
	>= 75 years	55	8,7	20	36,4	55	8,8	22	40,0	0,81	Convergence criterion (GCONV=1E-8) satisfied.	0,35	1,84	-0,053	Algorithm converged.	-0,228	0,118	0,88	Algorithm converged.	0,56	1,37	0,6075		1,14	Algorithm converged.	0,73	1,77
Baseline BCVA ETDRS letter score	< 64 letters	281	44,5	123	43,8	284	45,3	97	34,2		* NE			0,096	Algorithm converged.	0,016	0,176	1,29	Algorithm converged.	1,04	1,59	0,0180	0,1410	0,78	Algorithm converged.	0,63	0,96
	>= 64 letters	349	55,2	100	28,7	342	54,5	97	28,4	1,01	Convergence criterion (GCONV=1E-8) satisfied.	0,73	1,41	0,001	Algorithm converged.	-0,066	0,069	1,01	Algorithm converged.	0,80	1,28	0,9435		0,99	Algorithm converged.	0,79	1,26
	Missing	2	0,3	0	0,0	0	0,0	0	0,0	NE	NE	NE	NE	NE	NE	NE	NE	NE	NE	NE	NE	NE		NE	NE	NE	NE
Geographic region	Europe	219	34,7	69	31,5	219	34,9	74	33,8	0,88	Convergence criterion (GCONV=1E-8) satisfied.	0,59	1,32	-0,030	Algorithm converged.	-0,117	0,058	0,93	Algorithm converged.	0,72	1,22	0,5407	0,1567	1,07	Algorithm converged.	0,82	1,40
	America	344	54,4	131	38,1	339	54,1	102	30,1	1,44	Convergence criterion (GCONV=1E-8) satisfied.	1,04	1,98	0,075	Algorithm converged.	0,006	0,145	1,28	Algorithm converged.	1,04	1,57	0,0269		0,78	Algorithm converged.	0,64	0,96
	Asia Pacific (inc. Australia)	69	10,9	23	33,3	68	10,8	18	26,5	1,38	Convergence criterion (GCONV=1E-8) satisfied.	0,66	2,88	0,082	Algorithm converged.	-0,075	0,238	1,30	Algorithm converged.	0,77	2,20	0,3905		0,77	Algorithm converged.	0,45	1,29
Race/ethnicity	White	489	77,4	165	33,7	505	80,5	159	31,5	1,10	Convergence criterion (GCONV=1E-8) satisfied.	0,84	1,44	0,019	Algorithm converged.	-0,038	0,077	1,09	Algorithm converged.	0,91	1,30	0,4729	0,2197	0,92	Algorithm converged.	0,77	1,10
	Asian	62	9,8	21	33,9	59	9,4	19	32,2	1,06	Convergence criterion (GCONV=1E-8) satisfied.	0,49	2,32	0,014	Algorithm converged.	-0,180	0,188	1,10	Algorithm converged.	0,67	1,82	0,8831		0,91	Algorithm converged.	0,55	1,50
	Other	55	8,7	27	49,1	47	7,5	13	27,7	3,21	Convergence criterion (GCONV=1E-8) satisfied.	1,24	8,34	0,230	Algorithm converged.	0,089	0,401		* WARNING: The relative Hessian convergence criterion of 0.0002164805 is greater than the limit of 0.0001. The convergence is questionable.						* WARNING: The relative Hessian convergence criterion of 0.0002164805 is greater than the limit of 0.0001. The convergence is questionable.		
	Unknown	26	4,1	10	38,5	15	2,4	5	20,0	1,00	Convergence criterion (GCONV=1E-8) satisfied.	0,21	4,82	0,130	Algorithm converged.	-0,145	0,405		* WARNING: The relative Hessian convergence criterion of 0.2786762206 is greater than the limit of 0.0001. The convergence is questionable.						* WARNING: The relative Hessian convergence criterion of 0.2786762206 is greater than the limit of 0.0001. The convergence is questionable.		
Baseline HbA1c	<=8%	404	63,9	146	36,1	399	63,6	120	30,1	1,32	Convergence criterion (GCONV=1E-8) satisfied.	0,98	1,79	0,068	Algorithm converged.	-0,006	0,121	1,23	Algorithm converged.	1,00	1,47	0,0654	0,4982	0,83	Algorithm converged.	0,68	1,00
	>8%	221	35,0	74	33,5	222	35,4	73	32,9	1,01	Convergence criterion (GCONV=1E-8) satisfied.	0,68	1,50	0,002	Algorithm converged.	-0,087	0,088	1,07	Algorithm converged.	0,82	1,39	0,9636		0,94	Algorithm converged.	0,72	1,22
	Missing	7	1,1	3	42,9	5	0,8	1	20,0	>999.99	Convergence criterion (GCONV=1E-8) satisfied.	0,00	NE		* WARNING: The relative Hessian convergence criterion of 1.0512786973 is greater than the limit of 0.0001. The convergence is questionable.				* ERROR: The mean parameter is either invalid or at a limit of its range for some observations.						* ERROR: The mean parameter is either invalid or at a limit of its range for some observations.		
Prior IVT anti-VEGF therapy	Yes	133	21,0	48	36,1	137	21,9	51	37,2	0,95	Convergence criterion (GCONV=1E-8) satisfied.	0,58	1,56	-0,017	Algorithm converged.	-0,131	0,097	0,99	Algorithm converged.	0,72	1,35	0,8411	0,2869	1,01	Algorithm converged.	0,74	1,38
	No	499	79,0	175	35,1	489	78,0	143	29,2	1,31	Convergence criterion (GCONV=1E-8) satisfied.	1,00	1,72	0,052	Algorithm converged.	-0,005	0,109	1,21	Algorithm converged.	1,01	1,45	0,0509		0,82	Algorithm converged.	0,69	0,98
Baseline DR severity	<47	365	57,8	124	34,0	361	57,6	101	28,0	1,28	Convergence criterion (GCONV=1E-8) satisfied.	0,96	1,76	0,057	Algorithm converged.	-0,011	0,124	1,20	Algorithm converged.	0,97	1,50	0,1205	0,8522	0,83	Algorithm converged.	0,67	1,03
	47 - 53	198	31,3	72	36,4	208	33,2	68	32,7		* NE			0,025	Algorithm converged.	-0,064	0,114	1,20	Algorithm converged.	0,92	1,55	0,2407		0,84	Algorithm converged.	0,65	1,08
	>53	58	9,2	22	37,9	58	6,1	16	42,1	0,86	Convergence criterion (GCONV=1E-8) satisfied.	0,33	2,07	-0,046	Algorithm converged.	-0,248	0,156	0,90	Algorithm converged.	0,54	1,52	0,7309		1,11	Algorithm converged.	0,64	1,87
	Missing	11	1,7	5	45,5	19	3,0	9	47,4	0,55	Convergence criterion (GCONV=1E-8) satisfied.	0,08	3,72		* WARNING: The relative Hessian convergence criterion of 0.0018145183 is greater than the limit of 0.0001. The convergence is questionable.				* WARNING: The relative Hessian convergence criterion of 0.0194319052 is greater than the limit of 0.0001. The convergence is questionable.						* WARNING: The relative Hessian convergence criterion of 0.0194319052 is greater than the limit of 0.0001. The convergence is questionable.		
Baseline DR severity	<=53	563	89,1	196	34,8	569	90,7	169	29,7	1,25	Convergence criterion (GCONV=1E-8) satisfied.	0,97	1,61	0,043	Algorithm converged.	-0,010	0,097	1,18	Algorithm converged.	1,00	1,40	0,0836	0,5948	0,85	Algorithm converged.	0,72	1,00
	>53	58	9,2	22	37,9	58	6,1	16	42,1	0,86	Convergence criterion (GCONV=1E-8) satisfied.	0,33	2,07	-0,046	Algorithm converged.	-0,248	0,156	0,90	Algorithm converged.	0,54	1,52	0,7309		1,11	Algorithm converged.	0,64	1,87
	Missing	11	1,7	5	45,5	19	3,0	9	47,4	0,55	Convergence criterion (GCONV=1E-8) satisfied.	0,08	3,72		* WARNING: The relative Hessian convergence criterion of 0.0018145183 is greater than the limit of 0.0001. The convergence is questionable.				* WARNING: The relative Hessian convergence criterion of 0.0194319052 is greater than the limit of 0.0001. The convergence is questionable.						* WARNING: The relative Hessian convergence criterion of 0.0194319052 is greater than the limit of 0.0001. The convergence is questionable.		
Medical history: renal disease	Yes	63	10,0	27	42,9	45	7,2	16	35,6	1,00	Convergence criterion (GCONV=1E-8) satisfied.	0,43	2,34	0,033	Algorithm converged.	-0,147	0,214	1,09	Algorithm converged.	0,69	1,72	0,9935	0,9925	0,92	Algorithm converged.	0,58	1,45
	No	569	90,0	196	34,4	581	92,7	178	30,6	1,20	Convergence criterion (GCONV=1E-8) satisfied.	0,94	1,54	0,035	Algorithm converged.	-0,018	0,089	1,14	Algorithm converged.	0,97	1,35	0,1411		0,87	Algorithm converged.	0,74	1,03
Medical history: cardiac disease	Yes	511	80,9	182	35,6	498	79,4	153	30,7	1,22	Convergence criterion (GCONV=1E-8) satisfied.	0,94	1,59	0,042	Algorithm converged.	-0,016	0,099	1,17	Algorithm converged.	0,98	1,39	0,1360	0,8506	0,86	Algorithm converged.	0,72	1,02
	No	121	19,1	41	33,9	128	20,4	41	32,0	1,42	Convergence criterion (GCONV=1E-8) satisfied.	0,79	2,54	0,051	Algorithm converged.	-0,081	0,164	1,12	Algorithm converged.	0,79	1,58	0,2348		0,90	Algorithm converged.	0,63	1,27
Medical history: vascular disease	Yes	92	14,6	36	39,1	98	15,6	33	33,7	1,23	Convergence criterion (GCONV=1E-8) satisfied.	0,68	2,25	0,049	Algorithm converged.	-0,089	0,188	1,20	Algorithm converged.	0,83	1,75	0,4908	0,8238	0,83	Algorithm converged.	0,57	1,21
	No	540	85,4	187	34,6	528	84,2	161	30,5	1,20	Convergence criterion (GCONV=1E-8) satisfied.	0,93	1,56	0,037	Algorithm converged.	-0,019	0,092	1,15	Algorithm converged.	0,97	1,36	0,1612		0,87	Algorithm converged.	0,73	1,03
Study	Rhine	319	50,5	100	31,3	315	50,2	100	31,7	0,98	Convergence criterion (GCONV=1E-8) satisfied.	0,70	1,37	-0,008	Algorithm converged.	-0,082	0,064	1,00	Algorithm converged.	0,80	1,25	0,9140	0,0975	1,00	Algorithm converged.	0,80	1,26
	Yosemite	313	49,5	123	39,3	311	49,6	94	30,2	1,50	Convergence criterion (GCONV=1E-8) satisfied.	1,08	2,10	0,090	Algorithm converged.	0,017	0,163	1,30	Algorithm converged.	1,05	1,61	0,0169		0,77	Algorithm converged.	0,62	0,95

Test for interaction based on RR (Log-binomial regression)
* indicates convergence problem. Result is uninterpretable.
Only patients with at least one value are used for analysis. For stratification Asia and rest of the world regions are combined due to a small number of enrolled patients. The stratification factor is excluded if it is the subgroup. OR is computed by stratified analysis, RR and ARD by adjusted analysis.
Early Termination (ET) visit was mapped to closest regular visit.
Treatment policy strategy was applied to non-COVID-19 related and hypothetical strategy was applied to COVID-19 related intercurrent events. COVID-19 related intercurrent events are: Disc. of Treatment due to COVID-19, Prohibited Treatment/Therapy due to COVID-19, Missed Dose at Week 44,48 or 52 due to COVID-19 and COVID-19 Death.
Clinical cut-off: YOSEMITE 01NOV2021 and RHINE 28OCT2021

Program: root/clinical_studies/RO6867461/CDT70122/share/ACE_pool_DME_CSR_Final/prod/program/t_eff_resp.sas
Output: root/clinical_studies/RO6867461/CDT70122/share/ACE_pool_DME_CSR_Final/prod/output_hc/t_eff_resp_sg_str_QSBPV41_W56_PRES7_ITBC_OCTNOV2021_DME.xls
26MAR2022 20:50

POPULATION: Intent-to-Treat Population B vs. C
ENDPOINT: Proportion of Patients with a >=4-point improvement from baseline in NEI VFQ-25 Peripheral Vision subscale throughout the Entire Study
MODEL: Stratified Analysis by Study, Baseline BCVA ETDRS letter score, Prior IVT anti-VEGF therapy, Geographic region (combined)
STUDY: GR40349 & GR40398
Dichotomous Analysis (Efficacy)

		Faricimab (PTI) (N=632)				Aflibercept (N=627)				Faricimab (PTI) vs. Aflibercept															Aflibercept vs. Faricimab (PTI)			
		Patients		Patients with Event		Patients		Patients with Event		Odds Ratio									Absolute Risk Difference				Relative Risk						Relative Risk			
Name	Level	n	%	n	%	n	%	n	%	Odds Ratio		Convergence Reason	95% Lower CL	95% Upper CL	Absolute Risk		Convergence Reason	95% Lower CL	95% Upper CL	Relative Risk		Convergence Reason	95% Lower CL	95% Upper CL	p-value (Cochran Mantel-Haenszel)	Interaction Test p-value (likelihood ratio)	Relative Risk		Convergence Reason	95% Lower CL	95% Upper CL
All	n/a	632	100,0	249	39,4	626	99,8	221	35,3	1,19		Convergence criterion (GCONV=1E-8) satisfied.	0,95	1,50	0,039		Algorithm converged.	-0,014	0,092	1,12		Algorithm converged.	0,98	1,30	0,1328		0,89		Algorithm converged.	0,77	1,02
Study	Rhine	319	50,5	115	36,1	315	50,2	112	35,6	1,02		Convergence criterion (GCONV=1E-8) satisfied.	0,74	1,42	0,003		Algorithm converged.	-0,071	0,077	1,02		Algorithm converged.	0,83	1,26	0,8993	0,2354	0,98		Algorithm converged.	0,79	1,20
	Yosemite	313	49,5	134	42,8	311	49,6	109	35,0	1,39		Convergence criterion (GCONV=1E-8) satisfied.	1,01	1,93	0,078		Algorithm converged.	0,003	0,153	1,22		Algorithm converged.	1,00	1,48	0,0460		0,82		Algorithm converged.	0,68	1,00

Test for interaction based on RR (Log-binomial regression)
* indicates convergence problem. Result is uninterpretable.
Only patients with at least one value are used for analysis. For stratification Asia and rest of the world regions are combined due to a small number of enrolled patients. The stratification factor is excluded if it is the subgroup. OR is computed by stratified analysis, RR and ARD by adjusted analysis.
Early Termination (ET) visit was mapped to closest regular visit.
Treatment policy strategy was applied to non-COVID-19 related and hypothetical strategy was applied to COVID-19 related intercurrent events. COVID-19 related intercurrent events are: Disc. of Treatment due to COVID-19, Prohibited Treatment/Therapy due to COVID-19, Missed Dose at Week 88,92 or 96 due to COVID-19 and COVID-19 Death.
Clinical cut-off: YOSEMITE 01NOV2021 and RHINE 28OCT2021

Program: root/clinical_studies/RO6867461/CDT70122/share/ACE_pool_DME_CSR_Final/prod/program/t_eff_resp.sas
Output: root/clinical_studies/RO6867461/CDT70122/share/ACE_pool_DME_CSR_Final/prod/output_bc/t_eff_resp_str_QSBPV4I_PREST_ITBC_OCTNOV2021_DME.xls
27MAR2022 4:34

POPULATION: Intent-to-Treat Population B vs. C
ENDPOINT: Proportion of Patients with a >=4-point improvement from baseline in NEI VFQ-25 Peripheral Vision subscale throughout the Entire Study
MODEL: Adjusted Analysis by Study, Baseline BCVA ETDRS letter score, Prior IVT anti-VEGF therapy, Geographic region
STUDY: GR40349 & GR40398
Forest Plot of Relative Risk

Study	Total n	Aflibercept (N=627) n	Aflibercept (N=627) n Responder	Faricimab (PTI) (N=632) n	Faricimab (PTI) (N=632) n Responder	Relative Risk	95% CI
All Patients	1258	626	221	632	249	1.12	(0.98, 1.30)
Study							
Rhine	634	315	112	319	115	1.02	(0.83, 1.26)
Yosemite	624	311	109	313	134	1.22	(1.00, 1.48)

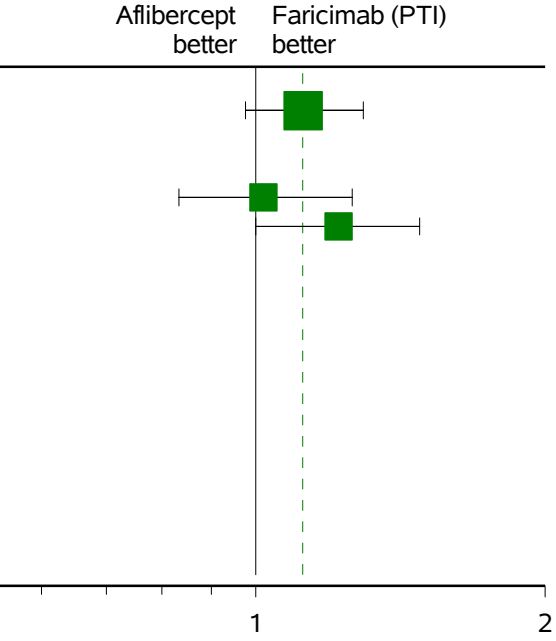

Only patients with at least one value are used for analysis. For adjustment Asia and rest of the world regions are combined due to a small number of enrolled patients.
The adjustment factor is excluded if it is the subgroup.
Early Termination (ET) visit was mapped to closest regular visit.
Treatment policy strategy was applied to non-COVID-19 related and hypothetical strategy was applied to COVID-19 related intercurrent events. COVID-19 related intercurrent events are:
Disc. of Treatment due to COVID-19, Prohibited Treatment/Therapy due to COVID-19, Missed Dose at Week 88,92 or 96 due to COVID-19 and COVID-19 Death.
Clinical cut-off: YOSEMITE 01NOV2021 and RHINE 28OCT2021
Program: root/clinical_studies/RO6867461/CDT70122/share/ACE_pool_DME_Base/prod/program/g_forest_rr.sas
Output: root/clinical_studies/RO6867461/CDT70122/share/ACE_pool_DME_CSR_Final/prod/output_bc/g_forest_rr_str_QSBPV4I_PREST_ITBC_OCTNOV2021_DME.pdf 06OCT2022 18:23

POPULATION: Intent-to-Treat Population B vs. C
ENDPOINT: Proportion of Patients with a >=4-point improvement from baseline in NEI VFQ-25 Peripheral Vision subscale throughout the Entire Study
MODEL: Stratified Analysis by Study, Baseline BCVA ETDRS letter score, Prior IVT anti-VEGF therapy, Geographic region
STUDY: GR40349 & GR40398
Forest Plot of Odds Ratio

		Aflibercept (N=627)		Faricimab (PTI) (N=632)				
Study	**Total n**	**n**	**n Responder**	**n**	**n Responder**	**Odds Ratio**	**95% CI**	
All Patients	1258	626	221	632	249	1.19	(0.95, 1.50)	
Study								
Rhine	634	315	112	319	115	1.02	(0.74, 1.42)	
Yosemite	624	311	109	313	134	1.39	(1.01, 1.93)	

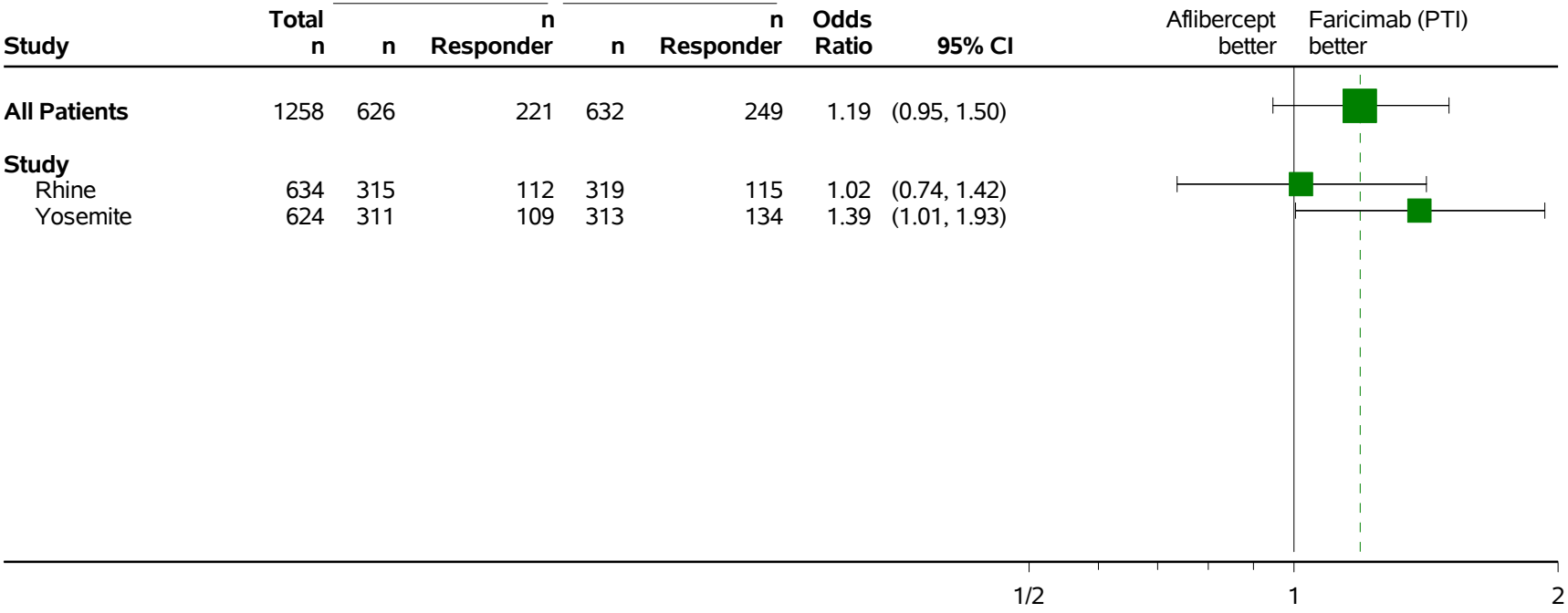

Only patients with at least one value are used for analysis. For stratification Asia and rest of the world regions are combined due to a small number of enrolled patients.
Early Termination (ET) visit was mapped to closest regular visit.
Treatment policy strategy was applied to non-COVID-19 related and hypothetical strategy was applied to COVID-19 related intercurrent events. COVID-19 related intercurrent events are:
Disc. of Treatment due to COVID-19, Prohibited Treatment/Therapy due to COVID-19, Missed Dose at Week 88,92 or 96 due to COVID-19 and COVID-19 Death.
Clinical cut-off: YOSEMITE 01NOV2021 and RHINE 28OCT2021
Program: root/clinical_studies/RO6867461/CDT70122/share/ACE_pool_DME_Base/prod/program/g_forest_or.sas
Output: root/clinical_studies/RO6867461/CDT70122/share/ACE_pool_DME_CSR_Final/prod/output_bc/g_forest_or_str_QSBPV4I_PREST_ITBC_OCTNOV2021_DME.pdf 30SEP2022 13:11

POPULATION: Intent-to-Treat Population B vs. C
ENDPOINT: Proportion of Patients with a >=4-point improvement from baseline in NEI VFQ-25 Peripheral Vision subscale throughout the Entire Study
MODEL: Stratified Analysis by Study, Baseline BCVA ETDRS letter score, Prior IVT anti-VEGF therapy, Geographic region (combined)
STUDY: GR40349 & GR40398
Dichotomous Analysis by Subgroups (Efficacy)

		Faricimab (PTI) (N=632)				Aflibercept (N=627)				Faricimab (PTI) vs. Aflibercept														Aflibercept vs. Faricimab (PTI)			
		Patients		Patients with Event		Patients		Patients with Event		Odds Ratio				Absolute Risk Difference				Relative Risk						Relative Risk			
Name	Level	n	%	n	%	n	%	n	%	Odds Ratio	Convergence Reason	95% Lower CL	95% Upper CL	Absolute Risk	Convergence Reason	95% Lower CL	95% Upper CL	Relative Risk	Convergence Reason	95% Lower CL	95% Upper CL	p-value (Cochran-Mantel Haenszel)	Interaction Test p-value (likelihood ratio)	Relative Risk	Convergence Reason	95% Lower CL	95% Upper CL
All	n/a	632	100,0	249	39,4	626	99,8	221	35,3	1,19	Convergence criterion (GCONV=1E-8) satisfied.	0,95	1,50	0,039	Algorithm converged.	-0,014	0,092	1,12	Algorithm converged.	0,98	1,30	0,1328		0,89	Algorithm converged.	0,77	1,02
Sex	Male	396	62,7	137	34,6	364	58,1	121	33,2	1,05	Convergence criterion (GCONV=1E-8) satisfied.	0,78	1,42	0,011	Algorithm converged.	-0,058	0,077	1,03	Algorithm converged.	0,86	1,27	0,7494	0,1996	0,96	Algorithm converged.	0,79	1,16
	Female	236	37,3	112	47,5	262	41,8	100	38,2	1,42	Convergence criterion (GCONV=1E-8) satisfied.	0,99	2,03	0,091		0,003	0,178	1,25		1,02	1,53	0,0567		0,80		0,65	0,98
Age	< 65 years	352	55,7	137	38,9	363	57,9	111	31,1	1,48	Convergence criterion (GCONV=1E-8) satisfied.	1,06	2,02	0,082	Algorithm converged.	0,014	0,150	1,35	Algorithm converged.	1,11	1,64	0,0152	0,0280	0,74	Algorithm converged.	0,61	0,90
	>= 65 years	280	44,3	112	40,0	263	41,9	108	41,1	0,96	Convergence criterion (GCONV=1E-8) satisfied.	0,68	1,35	-0,014	Algorithm converged.	-0,098	0,068	0,99	Algorithm converged.	0,80	1,21	0,8010		1,01	Algorithm converged.	0,83	1,24
Age	< 75 years	577	91,3	226	39,2	571	91,1	198	34,7	1,22	Convergence criterion (GCONV=1E-8) satisfied.	0,96	1,55	0,044	Algorithm converged.	-0,011	0,100	1,14	Algorithm converged.	0,98	1,33	0,1069	0,4935	0,88	Algorithm converged.	0,75	1,02
	>= 75 years	55	8,7	23	41,8	55	8,8	23	41,8	1,00	Convergence criterion (GCONV=1E-8) satisfied.	0,44	2,24	-0,023	Algorithm converged.	-0,201	0,154	0,98	Algorithm converged.	0,65	1,49	0,9958		1,02	Algorithm converged.	0,67	1,54
Baseline BCVA ETDRS letter score	< 64 letters	281	44,5	131	46,6	284	45,3	112	39,4	1,35	Convergence criterion (GCONV=1E-8) satisfied.	0,96	1,88	0,072	Algorithm converged.	-0,009	0,153	1,19	Algorithm converged.	0,98	1,43	0,0810	0,4656	0,84	Algorithm converged.	0,70	1,02
	>= 64 letters	349	55,2	118	33,8	340	54,5	109	31,9	1,09	Convergence criterion (GCONV=1E-8) satisfied.	0,79	1,49	0,018	Algorithm converged.	-0,052	0,089	1,06	Algorithm converged.	0,85	1,30	0,6014		0,95	Algorithm converged.	0,77	1,17
	Missing	2	0,3	0	0,0	3	0,5	0	0,0	NE		NE	NE	NE	NE	NE	NE	NE	NE	NE	NE	NE		NE	NE	NE	NE
Geographic region	Europe	219	34,7	83	37,9	219	34,9	83	37,9		* NE			-0,001	Algorithm converged.	-0,091	0,090	0,99	Algorithm converged.	0,78	1,26	0,9680	0,4112	1,01	Algorithm converged.	0,79	1,28
	America	244	54,4	141	41,0	339	54,1	116	34,2	1,34	Convergence criterion (GCONV=1E-8) satisfied.	0,98	1,83	0,064	Algorithm converged.	-0,008	0,135	1,21	Algorithm converged.	1,00	1,47	0,0671		0,82	Algorithm converged.	0,68	1,00
	Asia Pacific (inc. Australia)	69	10,9	25	36,2	68	10,8	22	32,4	1,21	Convergence criterion (GCONV=1E-8) satisfied.	0,59	2,47	0,051	Algorithm converged.	-0,110	0,211	1,19	Algorithm converged.	0,75	1,88	0,6032		0,84	Algorithm converged.	0,53	1,34
Race/ethnicity	White	489	77,4	188	38,4	505	80,5	178	35,2	1,14	Convergence criterion (GCONV=1E-8) satisfied.	0,88	1,48	0,031	Algorithm converged.	-0,029	0,090	1,10	Algorithm converged.	0,93	1,29	0,3301	0,2562	0,91	Algorithm converged.	0,78	1,07
	Asian	62	9,8	24	38,7	59	9,4	24	40,7	0,84	Convergence criterion (GCONV=1E-8) satisfied.	0,39	1,79	-0,010	Algorithm converged.	-0,185	0,164	1,02	Algorithm converged.	0,66	1,57	0,6474		0,98	Algorithm converged.	0,84	1,51
	Other	53	8,3	27	49,1	47	7,5	14	29,8	2,69	Convergence criterion (GCONV=1E-8) satisfied.	1,08	6,71	0,199	Algorithm converged.	0,020	0,377	1,85	Algorithm converged.	1,10	3,08	0,0305		0,54	Algorithm converged.	0,32	0,91
	Unknown	28	4,1	10	38,5	13	2,4	5	33,3	0,59	Convergence criterion (GCONV=1E-8) satisfied.	0,14	2,47	-0,029	Algorithm converged.	-0,336	0,279		* WARNING: The relative Hessian convergence criterion of 0.0732903642 is greater than the limit of 0.0001. The convergence is questionable.						* WARNING: The relative Hessian convergence criterion of 0.0732903642 is greater than the limit of 0.0001. The convergence is questionable.		
Baseline HbA1c	<=8%	404	63,9	164	40,6	399	63,6	134	33,6	1,37	Convergence criterion (GCONV=1E-8) satisfied.	1,02	1,83	0,069	Algorithm converged.	0,003	0,135	1,21	Algorithm converged.	1,01	1,45	0,0361	0,2683	0,83	Algorithm converged.	0,69	0,99
	>8%	221	35,0	82	37,1	222	35,4	84	37,8	0,96	Convergence criterion (GCONV=1E-8) satisfied.	0,63	1,41	-0,009	Algorithm converged.	-0,098	0,081	1,02	Algorithm converged.	0,80	1,29	0,8268		0,98	Algorithm converged.	0,77	1,25
	Missing	7	1,1	3	42,9	5	0,8	3	60,0	0,00	Convergence criterion (GCONV=1E-8) satisfied.	0,00	NE		* WARNING: Negative of Hessian not positive definite.				* WARNING: Negative of Hessian not positive definite.						* WARNING: Negative of Hessian not positive definite.		
Prior IVT anti-VEGF therapy	Yes	133	21,0	55	41,4	137	21,9	57	41,6	0,99	Convergence criterion (GCONV=1E-8) satisfied.	0,61	1,60	-0,007	Algorithm converged.	-0,124	0,110	1,01	Algorithm converged.	0,76	1,34	0,9565	0,3915	0,89	Algorithm converged.	0,75	1,32
	No	499	79,0	194	38,9	489	78,0	164	33,5	1,26	Convergence criterion (GCONV=1E-8) satisfied.	0,87	1,64	0,050	Algorithm converged.	-0,009	0,108	1,17	Algorithm converged.	0,99	1,37	0,0823		0,86	Algorithm converged.	0,73	1,01
Baseline DR severity	<47	363	57,8	136	37,3	361	57,8	117	32,4	1,20	Convergence criterion (GCONV=1E-8) satisfied.	0,83	1,64	0,046	Algorithm converged.	-0,023	0,115	1,14	Algorithm converged.	0,93	1,39	0,2368	0,8989	0,88	Algorithm converged.	0,72	1,07
	47 - 53	198	31,5	81	40,9	208	33,2	79	38,0	1,21	Convergence criterion (GCONV=1E-8) satisfied.	0,80	1,84	0,028	Algorithm converged.	-0,065	0,121	1,12	Algorithm converged.	0,89	1,41	0,3608		0,89	Algorithm converged.	0,73	1,12
	>53	58	9,2	27	46,6	38	6,1	16	42,1	1,23	Convergence criterion (GCONV=1E-8) satisfied.	0,50	3,00	0,039	Algorithm converged.	-0,166	0,245	1,12	Algorithm converged.	0,69	1,83	0,6534		0,89	Algorithm converged.	0,58	1,46
	Missing	11	1,7	5	45,5	19	3,0	9	47,4	0,55	Convergence criterion (GCONV=1E-8) satisfied.	0,08	3,72		* WARNING: The relative Hessian convergence criterion of 0.0018145183 is greater than the limit of 0.0001. The convergence is questionable.				* WARNING: The relative Hessian convergence criterion of 0.0194319052 is greater than the limit of 0.0001. The convergence is questionable.						* WARNING: The relative Hessian convergence criterion of 0.0194319052 is greater than the limit of 0.0001. The convergence is questionable.		
Baseline DR severity	<=53	563	89,1	217	38,5	569	90,7	196	34,4	1,18	Convergence criterion (GCONV=1E-8) satisfied.	0,92	1,51	0,036	Algorithm converged.	-0,020	0,091	1,12	Algorithm converged.	0,96	1,30	0,1866	0,6647	0,89	Algorithm converged.	0,77	1,04
	>53	58	9,2	27	46,6	38	6,1	16	42,1	1,23	Convergence criterion (GCONV=1E-8) satisfied.	0,50	3,00	0,039	Algorithm converged.	-0,166	0,245	1,12	Algorithm converged.	0,69	1,83	0,6534		0,89	Algorithm converged.	0,58	1,46
	Missing	11	1,7	5	45,5	19	3,0	9	47,4	0,55	Convergence criterion (GCONV=1E-8) satisfied.	0,08	3,72		* WARNING: The relative Hessian convergence criterion of 0.0018145183 is greater than the limit of 0.0001. The convergence is questionable.				* WARNING: The relative Hessian convergence criterion of 0.0194319052 is greater than the limit of 0.0001. The convergence is questionable.						* WARNING: The relative Hessian convergence criterion of 0.0194319052 is greater than the limit of 0.0001. The convergence is questionable.		
Medical history: renal disease	Yes	63	10,0	29	46,0	45	7,2	18	40,0	0,85	Convergence criterion (GCONV=1E-8) satisfied.	0,36	2,00	0,014	Algorithm converged.	-0,167	0,196	1,05	Algorithm converged.	0,70	1,58	0,7134	0,9993	0,95	Algorithm converged.	0,63	1,43
	No	569	90,0	220	38,7	581	92,7	203	34,9	1,19	Convergence criterion (GCONV=1E-8) satisfied.	0,93	1,51	0,038	Algorithm converged.	-0,018	0,093	1,12	Algorithm converged.	0,96	1,30	0,1607		0,90	Algorithm converged.	0,77	1,04
Medical history: cardiac disease	Yes	511	80,9	202	39,5	498	79,4	175	35,1	1,17	Convergence criterion (GCONV=1E-8) satisfied.	0,91	1,52	0,039	Algorithm converged.	-0,020	0,098	1,13	Algorithm converged.	0,96	1,32	0,2223	0,9873	0,89	Algorithm converged.	0,76	1,04
	No	121	19,1	47	38,8	128	20,4	46	35,9	1,36	Convergence criterion (GCONV=1E-8) satisfied.	0,78	2,37	0,058	Algorithm converged.	-0,061	0,174	1,09	Algorithm converged.	0,79	1,50	0,2802		0,92	Algorithm converged.	0,67	1,26
Medical history: vascular disease	Yes	92	14,6	40	43,5	98	15,6	41	41,8	1,09	Convergence criterion (GCONV=1E-8) satisfied.	0,61	1,95	0,015	Algorithm converged.	-0,125	0,156	1,08	Algorithm converged.	0,78	1,49	0,7783	0,7357	0,93	Algorithm converged.	0,67	1,29
	No	540	85,4	209	38,7	528	84,2	180	34,1	1,21	Convergence criterion (GCONV=1E-8) satisfied.	0,94	1,56	0,044	Algorithm converged.	-0,014	0,101	1,14	Algorithm converged.	0,97	1,39	0,1300		0,88	Algorithm converged.	0,75	1,03
Study	Rhine	319	50,5	115	36,1	313	50,2	112	35,8	1,02	Convergence criterion (GCONV=1E-8) satisfied.	0,74	1,42	0,003	Algorithm converged.	-0,071	0,077	1,02	Algorithm converged.	0,83	1,26	0,8993	0,2354	0,98	Algorithm converged.	0,79	1,20
	Yosemite	313	49,5	134	42,8	313	49,8	109	35,0	1,39	Convergence criterion (GCONV=1E-8) satisfied.	1,01	1,93	0,078	Algorithm converged.	0,003	0,153	1,22	Algorithm converged.	1,00	1,48	0,0460		0,82	Algorithm converged.	0,68	1,00

Test for interaction based on RR (Log-binomial regression)
* indicates convergence problem. Result is uninterpretable.
Only patients with at least one value are used for analysis. For stratification Asia and rest of the world regions are combined due to a small number of enrolled patients. The stratification factor is excluded if it is the subgroup. OR is computed by stratified analysis, RR and ARD by adjusted analysis.
Early Termination (ET) visit was mapped to closest regular visit.
Treatment policy strategy was applied to non-COVID-19 related and hypothetical strategy was applied to COVID-19 related intercurrent events. COVID-19 related intercurrent events are: Disc. of Treatment due to COVID-19, Prohibited Treatment/Therapy due to COVID-19, Missed Dose at Week 88,92 or 96 due to COVID-19 and COVID-19 Death.
Clinical cut-off: YOSEMITE 01NOV2021 and RHINE 28OCT2021

Program: root/clinical_studies/RO6867461/CDT70122/share/ACE pool DME CSR Final/prod/program/t_eff_resp.sas
Output: root/clinical_studies/RO6867461/CDT70122/share/ACE_pool_DME_CSR_Final/prod/output_bc/t_eff_resp_ag_str_QSBPV4I_PREST_ITBC_OCTNOV2021_DME.xls
28MAR2022 21:00

POPULATION: Intent-to-Treat Population B vs. C
ENDPOINT: NEI VFQ-25 Color Vision subscale throughout the Entire Study
STUDY: GR40349 & GR40398
All; n/a (N=1259)

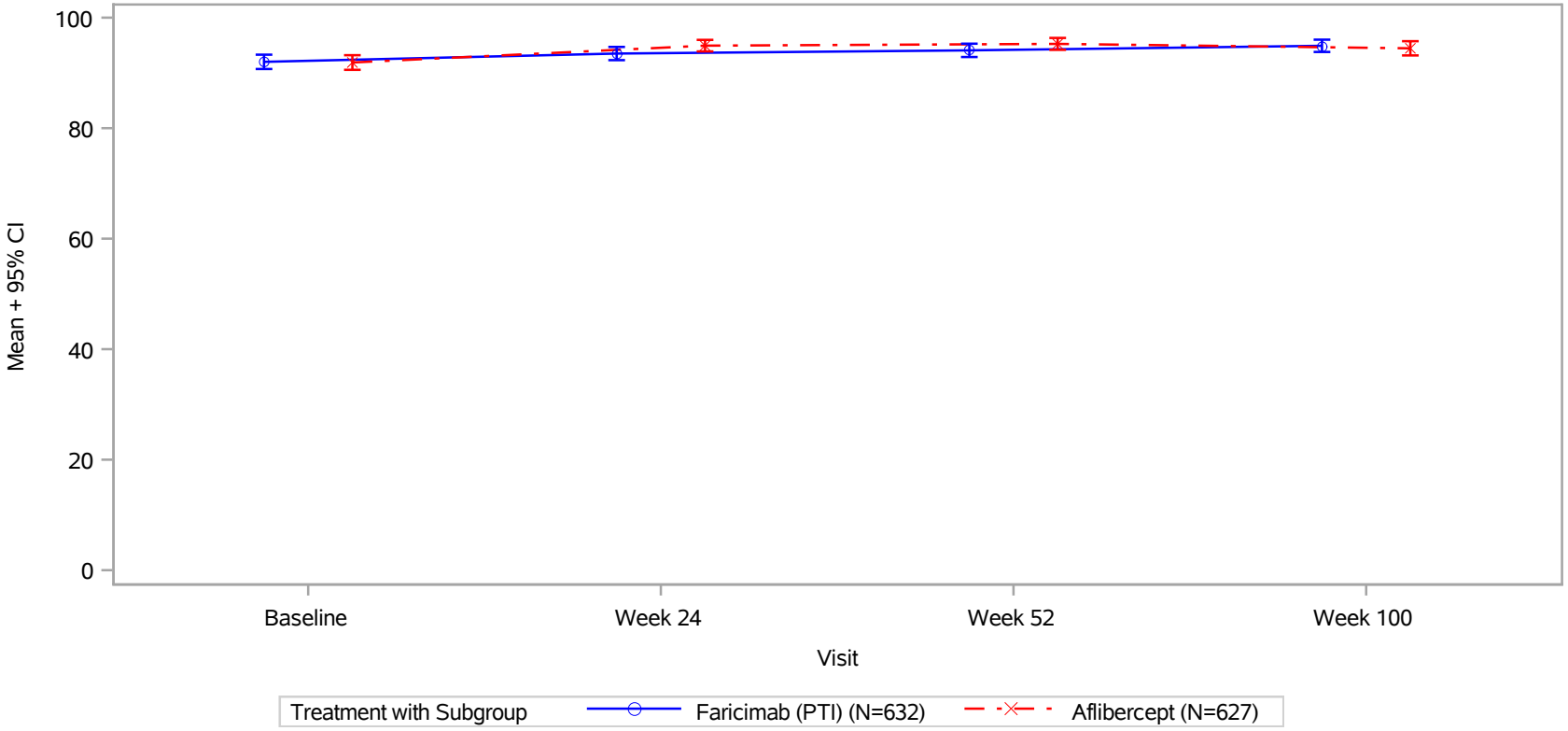

Early Termination (ET) visit was mapped to closest regular visit.
Treatment policy strategy was applied to non-COVID-19 related and hypothetical strategy was applied to COVID-19 related intercurrent events.
COVID-19 related intercurrent events are: Disc. of Treatment due to COVID-19, Prohibited Treatment/Therapy due to COVID-19, Missed Dose at Week 88,92 or 96 due to COVID-19 and COVID-19 Death.
Clinical cut-off: YOSEMITE 01NOV2021 and RHINE 28OCT2021

Program: ..al_studies/RO6867461/CDT70122/share/ACE_pool_DME_Base/prod/program/g_mean_plot.sas
Output: ..E_pool_DME_CSR_Final/prod/output_bc/g_mean_plot_QSBCV_PREST_ITBC_OCTNOV2021_DME.pdf
25MAR2022 21:14

POPULATION: Intent-to-Treat Population B vs. C
ENDPOINT: NEI VFQ-25 Color Vision subscale throughout the Entire Study
STUDY: GR40349 & GR40398
Study; Rhine (N=634)

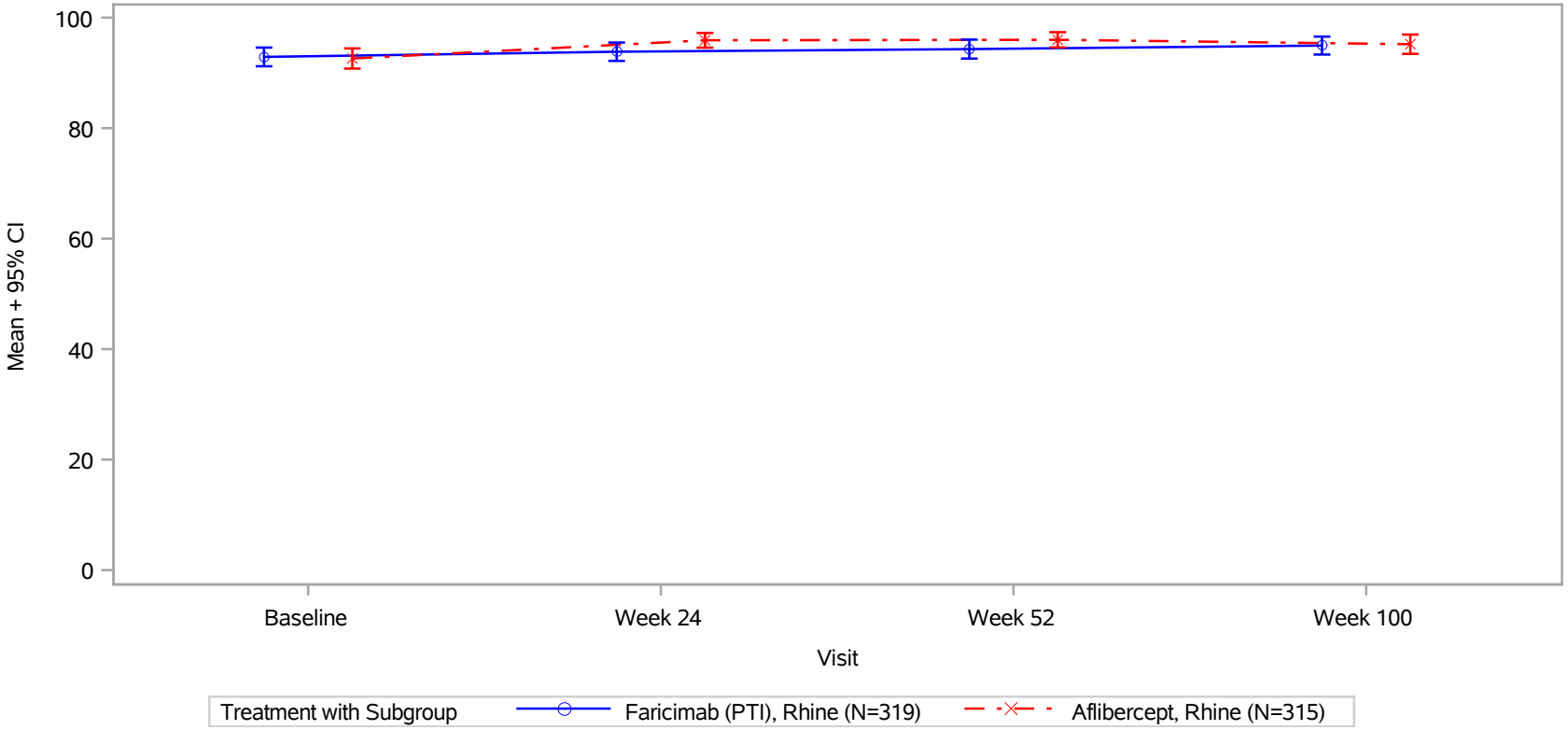

Early Termination (ET) visit was mapped to closest regular visit.
Treatment policy strategy was applied to non-COVID-19 related and hypothetical strategy was applied to COVID-19 related intercurrent events.
COVID-19 related intercurrent events are: Disc. of Treatment due to COVID-19, Prohibited Treatment/Therapy due to COVID-19, Missed Dose at Week 88,92 or 96 due to COVID-19 and COVID-19 Death.
Clinical cut-off: YOSEMITE 01NOV2021 and RHINE 28OCT2021

Program: ..al_studies/RO6867461/CDT70122/share/ACE_pool_DME_Base/prod/program/g_mean_plot.sas
Output: ..E_pool_DME_CSR_Final/prod/output_bc/g_mean_plot_QSBCV_PREST_ITBC_OCTNOV2021_DME.pdf
25MAR2022 21:14

POPULATION: Intent-to-Treat Population B vs. C
ENDPOINT: NEI VFQ-25 Color Vision subscale throughout the Entire Study
STUDY: GR40349 & GR40398
Study; Yosemite (N=625)

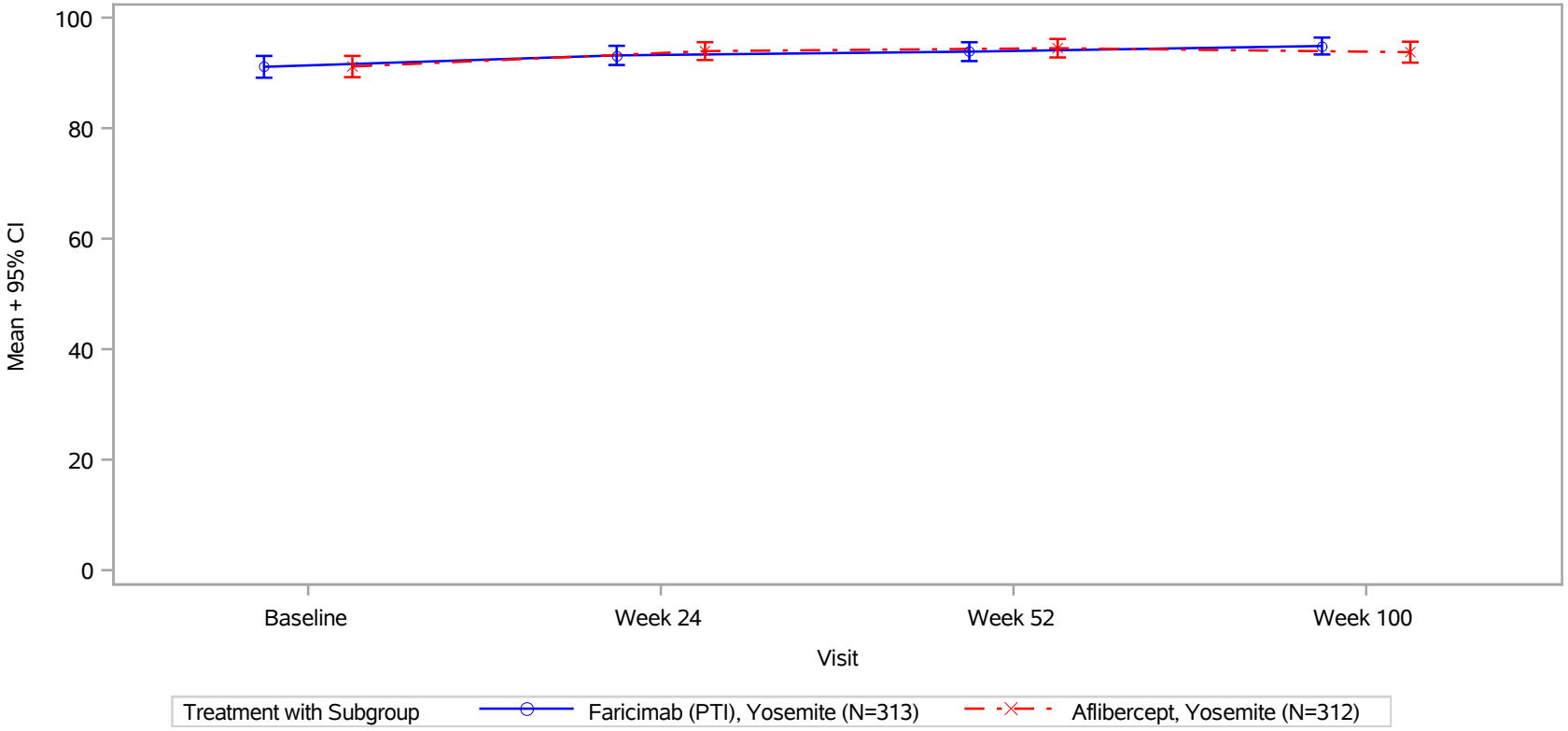

Early Termination (ET) visit was mapped to closest regular visit.
Treatment policy strategy was applied to non-COVID-19 related and hypothetical strategy was applied to COVID-19 related intercurrent events.
COVID-19 related intercurrent events are: Disc. of Treatment due to COVID-19, Prohibited Treatment/Therapy due to COVID-19, Missed Dose at Week 88,92 or 96 due to COVID-19 and COVID-19 Death.
Clinical cut-off: YOSEMITE 01NOV2021 and RHINE 28OCT2021

Program: ..al_studies/RO6867461/CDT70122/share/ACE_pool_DME_Base/prod/program/g_mean_plot.sas
Output: ..E_pool_DME_CSR_Final/prod/output_bc/g_mean_plot_QSBCV_PREST_ITBC_OCTNOV2021_DME.pdf
25MAR2022 21:14

POPULATION: Intent-to-Treat Population B vs. C
ENDPOINT: NEI VFQ-25 Color Vision subscale throughout the Entire Study
MODEL: --
STUDY: GR40349 & GR40398
Compliance/Mean

		Faricimab (PTI) (N=632)						Aflibercept (N=627)					
		Patients				Statistics		Patients				Statistics	
Name Visit	Level	in study[1]	%	with value[1]	%	Mean[2]	SD(Mean)	in study[1]	%	with value[1]	%	Mean[2]	SD(Mean)
All													
Baseline	n/a	632	100,0	622	98,4	92,00	16,46	627	100,0	619	98,7	91,88	16,76
Week 24	n/a	632	100,0	608	96,2	93,50	15,01	625	99,7	592	94,7	94,93	12,91
Week 52	n/a	609	96,4	549	90,1	94,08	14,38	603	96,2	521	86,4	95,25	12,51
Week 100	n/a	579	91,6	525	90,7	94,90	12,98	569	90,7	482	84,7	94,45	14,38
Study													
Baseline	Rhine	319	100,0	313	98,1	92,89	15,22	315	100,0	311	98,7	92,60	16,36
Week 24	Rhine	319	100,0	308	96,6	93,83	14,78	314	99,7	299	95,2	95,90	11,67
Week 52	Rhine	312	97,8	281	90,1	94,31	14,59	304	96,5	268	88,2	95,99	11,46
Week 100	Rhine	301	94,4	267	88,7	94,94	13,46	287	91,1	234	81,5	95,19	13,54
Baseline	Yosemite	313	100,0	309	98,7	91,10	17,61	312	100,0	308	98,7	91,15	17,15
Week 24	Yosemite	313	100,0	300	95,8	93,17	15,27	311	99,7	293	94,2	93,94	14,02
Week 52	Yosemite	297	94,9	268	90,2	93,84	14,17	299	95,8	253	84,6	94,47	13,51
Week 100	Yosemite	278	88,8	258	92,8	94,86	12,49	282	90,4	248	87,9	93,75	15,13

[1] in study: number of subjects in study at respective visit; % based on baseline
with value: number of subjects in study and with value at respective visit - used for the calculation of the mean and SD; % based on patients in study at respective visit
[2] mean: descriptive statistics - absolute values
Treatment policy strategy was applied to non-COVID-19 related and hypothetical strategy was applied to COVID-19 related intercurrent events.
COVID-19 related intercurrent events are: Disc. of Treatment due to COVID-19, Prohibited Treatment/Therapy due to COVID-19, Missed Dose at Week 88,92 or 96 due to COVID-19 and COVID-19 Death.
Early Termination (ET) visit was mapped to closest regular visit. Clinical cut-off: YOSEMITE 01NOV2021 and RHINE 28OCT2021

Program: root/clinical_studies/RO6867461/CDT70122/share/ACE_pool_DME_Base/prod/program/t_eff_mean.sas
Output: root/clinical_studies/RO6867461/CDT70122/share/ACE_pool_DME_CSR_Final/prod/output_bc/t_eff_mean_QSBCV_PREST_ITBC_OCTNOV2021_DME.xls
25MAR2022 19:07

POPULATION: Intent-to-Treat Population B vs. C
ENDPOINT: NEI VFQ-25 Color Vision subscale throughout the Entire Study
STUDY: GR40349 & GR40398
Forest Plot of Mean Difference
Baseline

Study	Total n (with value)	Aflibercept (N=627) n (with value)	Aflibercept (N=627) Mean	Faricimab (PTI) (N=632) n (with value)	Faricimab (PTI) (N=632) Mean	Mean Difference	95% CI
All Patients	1241	619	91.9	622	92.0	0.1	(-1.7, 2.0)
Study							
Rhine	624	311	92.6	313	92.9	0.3	(-2.2, 2.8)
Yosemite	617	308	91.2	309	91.1	-0.1	(-2.8, 2.7)

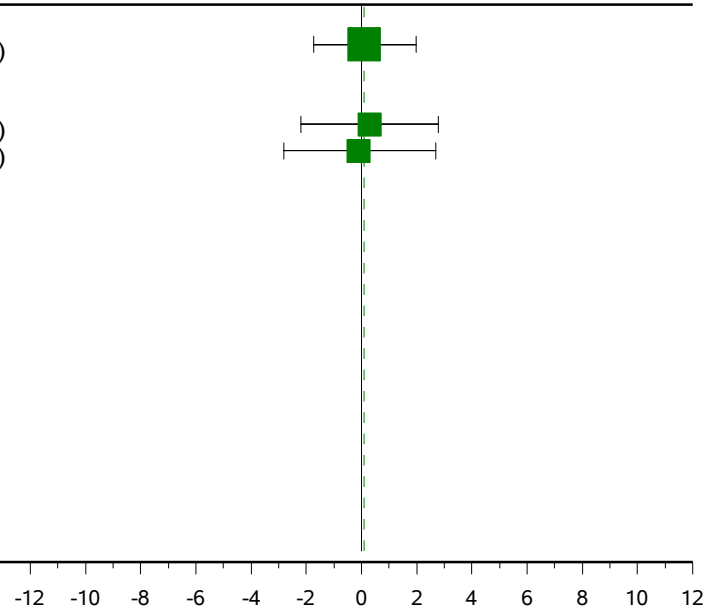

Early Termination (ET) visit was mapped to closest regular visit.
Treatment policy strategy was applied to non-COVID-19 related and hypothetical strategy was applied to COVID-19 related intercurrent events.
COVID-19 related intercurrent events are: Disc. of Treatment due to COVID-19, Prohibited Treatment/Therapy due to COVID-19, Missed Dose at Week 88,92 or 96 due to COVID-19 and COVID-19 Death.
Clinical cut-off: YOSEMITE 01NOV2021 and RHINE 28OCT2021
Program: root/clinical_studies/RO6867461/CDT70122/share/ACE_pool_DME_Base/prod/program/g_forest_md.sas
Output: root/clinical_studies/RO6867461/CDT70122/share/ACE_pool_DME_CSR_Final/prod/output_bc/g_forest_md_QSBCV_PREST_ITBC_OCTNOV2021_DME.pdf 05OCT2022 15:48

POPULATION: Intent-to-Treat Population B vs. C
ENDPOINT: NEI VFQ-25 Color Vision subscale throughout the Entire Study
STUDY: GR40349 & GR40398
Forest Plot of Mean Difference
Week 24

Study	Total n (with value)	Aflibercept (N=627) n (with value)	Aflibercept (N=627) Mean	Faricimab (PTI) (N=632) n (with value)	Faricimab (PTI) (N=632) Mean	Mean Difference	95% CI
All Patients	1200	592	94.9	608	93.5	-1.4	(-3.0, 0.2)
Study							
Rhine	607	299	95.9	308	93.8	-2.1	(-4.2, 0.1)
Yosemite	593	293	93.9	300	93.2	-0.8	(-3.1, 1.6)

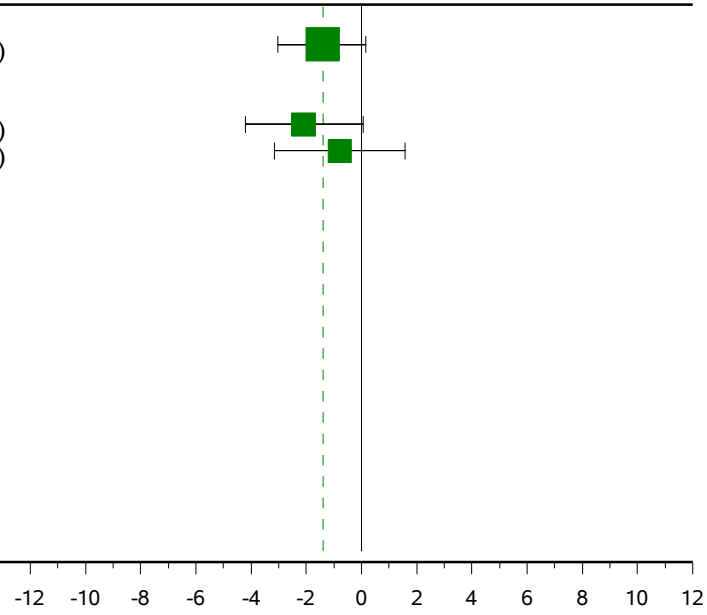

Early Termination (ET) visit was mapped to closest regular visit.
Treatment policy strategy was applied to non-COVID-19 related and hypothetical strategy was applied to COVID-19 related intercurrent events.
COVID-19 related intercurrent events are: Disc. of Treatment due to COVID-19, Prohibited Treatment/Therapy due to COVID-19, Missed Dose at Week 88,92 or 96 due to COVID-19 and COVID-19 Death.
Clinical cut-off: YOSEMITE 01NOV2021 and RHINE 28OCT2021
Program: root/clinical_studies/RO6867461/CDT70122/share/ACE_pool_DME_Base/prod/program/g_forest_md.sas
Output: root/clinical_studies/RO6867461/CDT70122/share/ACE_pool_DME_CSR_Final/prod/output_bc/g_forest_md_QSBCV_PREST_ITBC_OCTNOV2021_DME.pdf 05OCT2022 15:48

POPULATION: Intent-to-Treat Population B vs. C
ENDPOINT: NEI VFQ-25 Color Vision subscale throughout the Entire Study
STUDY: GR40349 & GR40398
Forest Plot of Mean Difference
Week 52

Study	Total n (with value)	Aflibercept (N=627) n (with value)	Aflibercept (N=627) Mean	Faricimab (PTI) (N=632) n (with value)	Faricimab (PTI) (N=632) Mean	Mean Difference	95% CI
All Patients	1070	521	95.2	549	94.1	-1.2	(-2.8, 0.5)
Study							
Rhine	549	268	96.0	281	94.3	-1.7	(-3.9, 0.5)
Yosemite	521	253	94.5	268	93.8	-0.6	(-3.0, 1.8)

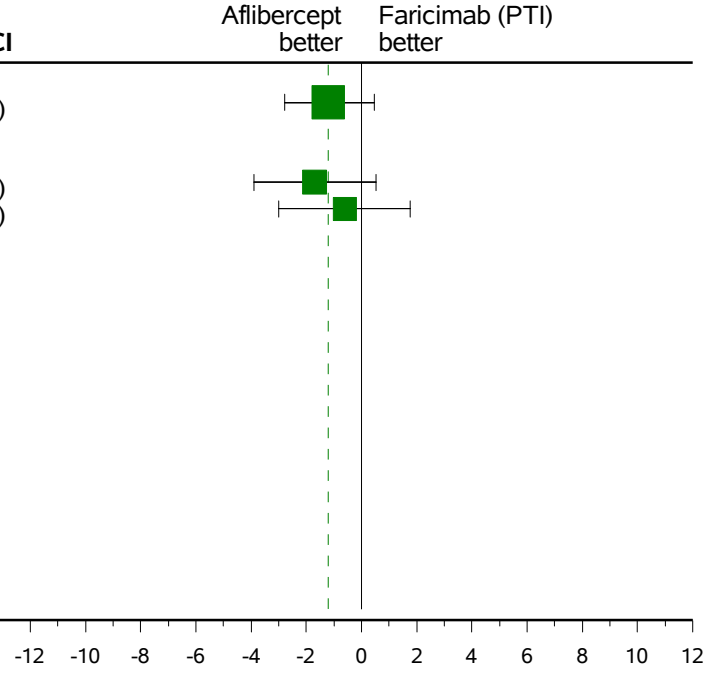

Early Termination (ET) visit was mapped to closest regular visit.
Treatment policy strategy was applied to non-COVID-19 related and hypothetical strategy was applied to COVID-19 related intercurrent events.
COVID-19 related intercurrent events are: Disc. of Treatment due to COVID-19, Prohibited Treatment/Therapy due to COVID-19, Missed Dose at Week 88,92 or 96 due to COVID-19 and COVID-19 Death.
Clinical cut-off: YOSEMITE 01NOV2021 and RHINE 28OCT2021
Program: root/clinical_studies/RO6867461/CDT70122/share/ACE_pool_DME_Base/prod/program/g_forest_md.sas
Output: root/clinical_studies/RO6867461/CDT70122/share/ACE_pool_DME_CSR_Final/prod/output_bc/g_forest_md_QSBCV_PREST_ITBC_OCTNOV2021_DME.pdf 05OCT2022 15:48

POPULATION: Intent-to-Treat Population B vs. C
ENDPOINT: NEI VFQ-25 Color Vision subscale throughout the Entire Study
STUDY: GR40349 & GR40398
Forest Plot of Mean Difference
Week 100

Study	Total n (with value)	Aflibercept (N=627) n (with value)	Aflibercept (N=627) Mean	Faricimab (PTI) (N=632) n (with value)	Faricimab (PTI) (N=632) Mean	Mean Difference	95% CI
All Patients	1007	482	94.5	525	94.9	0.5	(-1.2, 2.1)
Study							
Rhine	501	234	95.2	267	94.9	-0.2	(-2.6, 2.1)
Yosemite	506	248	93.8	258	94.9	1.1	(-1.3, 3.5)

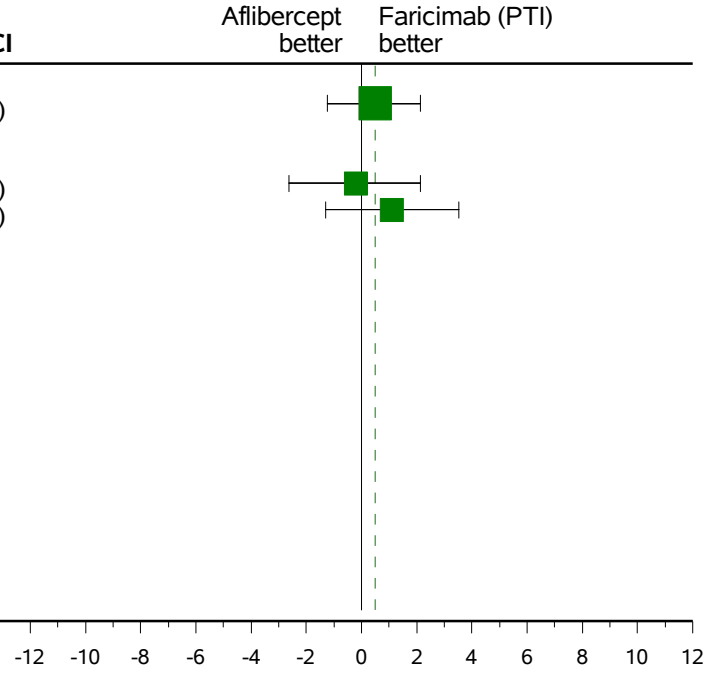

Early Termination (ET) visit was mapped to closest regular visit.
Treatment policy strategy was applied to non-COVID-19 related and hypothetical strategy was applied to COVID-19 related intercurrent events.
COVID-19 related intercurrent events are: Disc. of Treatment due to COVID-19, Prohibited Treatment/Therapy due to COVID-19, Missed Dose at Week 88,92 or 96 due to COVID-19 and COVID-19 Death.
Clinical cut-off: YOSEMITE 01NOV2021 and RHINE 28OCT2021
Program: root/clinical_studies/RO6867461/CDT70122/share/ACE_pool_DME_Base/prod/program/g_forest_md.sas
Output: root/clinical_studies/RO6867461/CDT70122/share/ACE_pool_DME_CSR_Final/prod/output_bc/g_forest_md_QSBCV_PREST_ITBC_OCTNOV2021_DME.pdf 05OCT2022 15:48

POPULATION: Intent-to-Treat Population (results shown for B vs. C)
ENDPOINT: NEI VFQ-25 Color Vision subscale through Week 56
MODEL: Adjusted Analysis for Study, Baseline BCVA ETDRS letter score, Prior IVT anti-VEGF therapy, Geographic region
STUDY: GR40349 & GR40398
Change from Baseline (Analysis of MMRM)

			Faricimab (PTI) (N=632)					Aflibercept (N=627)					Difference between Treatments (Faricimab (PTI) - Aflibercept)					
			N			Statistics		N			Statistics		Statistics					
Visit	Name	Level	Total	with baseline value	included in analysis[1]	LSMeans[2]	SE (LSMeans)	Total	with baseline value	included in analysis[1]	LSMeans[2]	SE (LSMeans)	LSMeans[3]	SE (LSMeans)	95% CI (LL)	95% CI (UL)	Population	Method
Week 52	All	n/a	609	600	522	2,21	0,55	603	596	504	3,49	0,56	-1,28	0,78	-2,81	0,25	Intent-to-Treat Population	adjusted
	Study	Rhine	312	306	266	1,74	0,75	304	300	256	3,43	0,77	-1,69	1,07	-3,80	0,41	Intent-to-Treat Population	adjusted
		Yosemite	297	294	256	2,69	0,80	299	296	248	3,55	0,81	-0,86	1,13	-3,08	1,37	Intent-to-Treat Population	adjusted

[1] Patients with a value at baseline and a post-baseline value at the respective visit.
[2] LSMeans of change from baseline from MMRM (including all available records from all selected visits). Selected visits: Week 24, Week 52. Early Termination (ET) visit was mapped to closest regular visit.
[3] Contrasts from MMRM
[4] Factors/Covariates: treatment, visit, treatment-by-visit interaction, baseline value. In addition, for the total population, adjusted for randomization stratification factors.
Data as observed (no imputation of missing values). Covariance matrix: unstructured. Treatment policy strategy was applied to non-COVID-19 related and hypothetical strategy was applied to COVID-19 related intercurrent events(IEs).
COVID-19 rel. IEs are: Disc. of Treatment due to COVID-19, Prohibited Treatment/Therapy due to COVID-19, Missed Dose at Week 44,48 or 52 due to COVID-19 and COVID-19 Death. Clinical cut-off: YOSEMITE 01NOV2021 and RHINE 28OCT2021

Program: root/clinical_studies/RO6867461/CDT70122/share/ACE_pool_DME_Base/prod/program/t_eff_mmrm.sas
Output: root/clinical_studies/RO6867461/CDT70122/share/ACE_pool_DME_CSR_Final/prod/output_bc/t_eff_mmrm_adj_QSBCV_W56_PREST_ITBC2_OCTNOV2021_DME.xls
27JUL2022 10:21

POPULATION: Intent-to-Treat Population (results shown for B vs. C)
ENDPOINT: NEI VFQ-25 Color Vision subscale through Week 56
MODEL: Adjusted Analysis for Study, Baseline BCVA ETDRS letter score, Prior IVT anti-VEGF therapy, Geographic region
STUDY: GR40349 & GR40398
Forest Plot of LSMeans Difference for Change from Baseline (MMRM)
Week 52

Study	Total n [1]	Aflibercept (N=627) n [1]	Aflibercept (N=627) LSMeans [2]	Faricimab (PTI) (N=632) n [1]	Faricimab (PTI) (N=632) LSMeans [2]	LSMeans Difference	95% CI
All Patients	1026	504	3.5	522	2.2	-1.3	(-2.8, 0.3)
Study							
Rhine	522	256	3.4	266	1.7	-1.7	(-3.8, 0.4)
Yosemite	504	248	3.6	256	2.7	-0.9	(-3.1, 1.4)

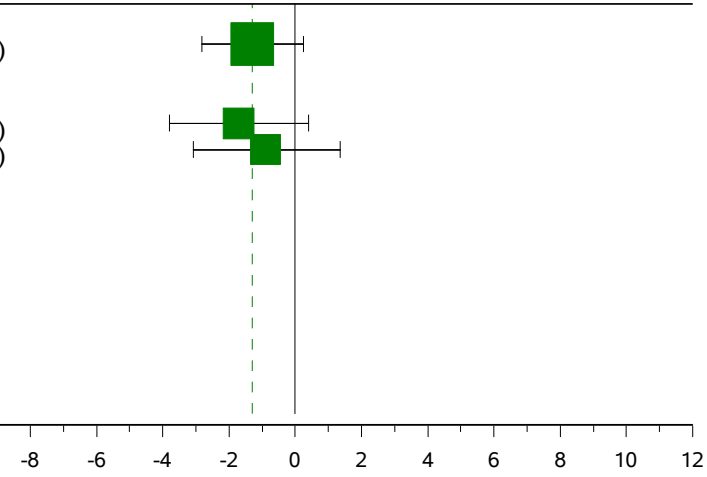

[1] Patients with a value at baseline and a post-baseline value at the respective visit.
[2] LSMeans of change from baseline from MMRM (including all available records from all selected visits).
Selected visits: Week 24, Week 52. Early Termination (ET) visit was mapped to closest regular visit.
Factors/Covariates: treatment, visit, treatment-by-visit interaction, baseline value. In addition adjusted for randomization stratification factors. The stratification factor is excluded if it is the subgroup.
Data as observed (no imputation of missing values). Covariance matrix: unstructured.
Treatment policy strategy was applied to non-COVID-19 related and hypothetical strategy was applied to COVID-19 related intercurrent events(IEs).
COVID-19 rel. IEs are: Disc. of Treatment due to COVID-19, Prohibited Treatment/Therapy due to COVID-19, Missed Dose at Week 44,48 or 52 due to COVID-19 and COVID-19 Death.
Clinical cut-off: YOSEMITE 01NOV2021 and RHINE 28OCT2021
Program: root/clinical_studies/RO6867461/CDT70122/share/ACE_pool_DME_Base/prod/program/g_forest_lsmd.sas
Output: root/clinical_studies/RO6867461/CDT70122/share/ACE_pool_DME_CSR_Final/prod/output_bc/g_forest_lsmd_adj_QSBCV_W56_PREST_ITBC2_OCTNOV2021_DME.pdf 10OCT2022 16:01

POPULATION: Intent-to-Treat Population (results shown for B vs. C)
ENDPOINT: NEI VFQ-25 Color Vision subscale throughout the Entire Study
MODEL: Adjusted Analysis for Study, Baseline BCVA ETDRS letter score, Prior IVT anti-VEGF therapy, Geographic region
STUDY: GR40349 & GR40398
Change from Baseline (Analysis of MMRM)

			Faricimab (PTI) (N=632)					Aflibercept (N=627)					Difference between Treatments (Faricimab (PTI) - Aflibercept)					
			N			Statistics		N			Statistics		Statistics					
Visit	Name	Level	Total	with baseline value	included in analysis[1]	LSMeans[2]	SE (LSMeans)	Total	with baseline value	included in analysis[1]	LSMeans[2]	SE (LSMeans)	LSMeans[3]	SE (LSMeans)	95% CI (LL)	95% CI (UL)	Population	Method
Week 100	All	n/a	579	570	517	2,20	0,57	569	562	478	2,17	0,59	0,03	0,82	-1,59	1,64	Intent-to-Treat Population	adjusted
	Study	Rhine	301	295	262	1,52	0,82	287	283	232	1,72	0,86	-0,20	1,19	-2,54	2,14	Intent-to-Treat Population	adjusted
		Yosemite	278	275	255	2,90	0,80	282	279	246	2,61	0,81	0,29	1,14	-1,95	2,52	Intent-to-Treat Population	adjusted

[1] Patients with a value at baseline and a post-baseline value at the respective visit.
[2] LSMeans of change from baseline from MMRM (including all available records from all selected visits). Selected visits: Week 24, Week 52, Week 100. Early Termination (ET) visit was mapped to closest regular visit.
[3] Contrasts from MMRM
[4] Factors/Covariates: treatment, visit, treatment-by-visit interaction, baseline value. In addition, for the total population, adjusted for randomization stratification factors.
Data as observed (no imputation of missing values). Covariance matrix: unstructured. Treatment policy strategy was applied to non-COVID-19 related and hypothetical strategy was applied to COVID-19 related intercurrent events(IEs).
COVID-19 rel. IEs are: Disc. of Treatment due to COVID-19, Prohibited Treatment/Therapy due to COVID-19, Missed Dose at Week 88,92 or 96 due to COVID-19 and COVID-19 Death. Clinical cut-off: YOSEMITE 01NOV2021 and RHINE 28OCT2021

Program: root/clinical_studies/RO6867461/CDT70122/share/ACE_pool_DME_Base/prod/program/t_eff_mmrm.sas
Output: root/clinical_studies/RO6867461/CDT70122/share/ACE_pool_DME_CSR_Final/prod/output_bc/t_eff_mmrm_adj_QSBCV_W100_PREST_ITBC2_OCTNOV2021_DME.xls
27JUL2022 7:25

POPULATION: Intent-to-Treat Population (results shown for B vs. C)
ENDPOINT: NEI VFQ-25 Color Vision subscale throughout the Entire Study
MODEL: Adjusted Analysis for Study, Baseline BCVA ETDRS letter score, Prior IVT anti-VEGF therapy, Geographic region
STUDY: GR40349 & GR40398
Forest Plot of LSMeans Difference for Change from Baseline (MMRM)
Week 100

		Aflibercept (N=627)		Faricimab (PTI) (N=632)			
Study	**Total n [1]**	**n [1]**	**LSMeans [2]**	**n [1]**	**LSMeans [2]**	**LSMeans Difference**	**95% CI**
All Patients	995	478	2.2	517	2.2	0.0	(-1.6, 1.6)
Study							
Rhine	494	232	1.7	262	1.5	-0.2	(-2.5, 2.1)
Yosemite	501	246	2.6	255	2.9	0.3	(-1.9, 2.5)

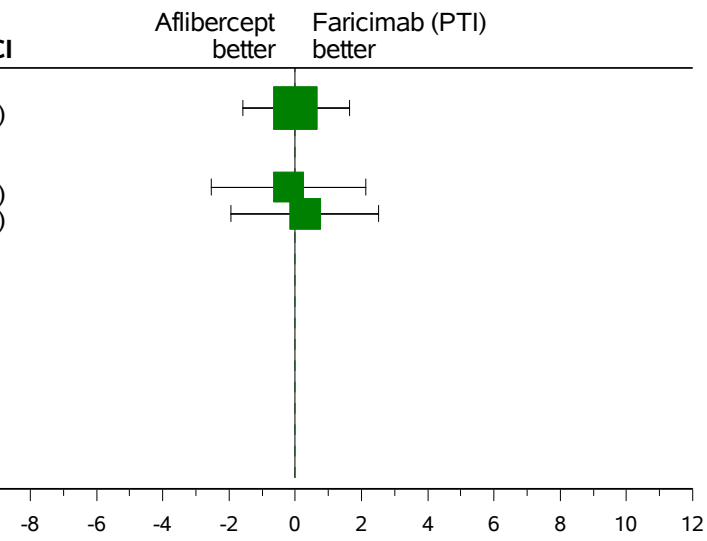

[1] Patients with a value at baseline and a post-baseline value at the respective visit.
[2] LSMeans of change from baseline from MMRM (including all available records from all selected visits).
Selected visits: Week 24, Week 52, Week 100. Early Termination (ET) visit was mapped to closest regular visit.
Factors/Covariates: treatment, visit, treatment-by-visit interaction, baseline value. In addition adjusted for randomization stratification factors. The stratification factor is excluded if it is the subgroup.
Data as observed (no imputation of missing values). Covariance matrix: unstructured.
Treatment policy strategy was applied to non-COVID-19 related and hypothetical strategy was applied to COVID-19 related intercurrent events(IEs).
COVID-19 rel. IEs are: Disc. of Treatment due to COVID-19, Prohibited Treatment/Therapy due to COVID-19, Missed Dose at Week 88,92 or 96 due to COVID-19 and COVID-19 Death.
Clinical cut-off: YOSEMITE 01NOV2021 and RHINE 28OCT2021
Program: root/clinical_studies/RO6867461/CDT70122/share/ACE_pool_DME_Base/prod/program/g_forest_lsmd.sas
Output: root/clinical_studies/RO6867461/CDT70122/share/ACE_pool_DME_CSR_Final/prod/output_bc/g_forest_lsmd_adj_QSBCV_W100_PREST_ITBC2_OCTNOV2021_DME.pdf 10OCT2022 16:20

POPULATION: Intent-to-Treat Population B vs. C
ENDPOINT: Proportion of Patients with a >=15-point improvement from baseline in NEI VFQ-25 Color Vision subscale through Week 56
MODEL: Stratified Analysis by Study, Baseline BCVA ETDRS letter score, Prior IVT anti-VEGF therapy, Geographic region (combined)
STUDY: GR40349 & GR40398
Dichotomous Analysis (Efficacy)

		Faricimab (PTI) (N=632)				Aflibercept (N=627)				Faricimab (PTI) vs. Aflibercept																	Aflibercept vs. Faricimab (PTI)				
		Patients		Patients with Event		Patients		Patients with Event		Odds Ratio					Absolute Risk Difference				Relative Risk								Relative Risk				
Name	Level	n	%	n	%	n	%	n	%	Odds Ratio		Convergence Reason	95% Lower CL	95% Upper CL	Absolute Risk		Convergence Reason	95% Lower CL	95% Upper CL	Relative Risk		Convergence Reason	95% Lower CL	95% Upper CL	p-value (Cochran-Mantel-Haenszel)	Interaction Test p-value (likelihood ratio)	Relative Risk		Convergence Reason	95% Lower CL	95% Upper CL
All	n/a	631	99,8	106	16,8	626	99,8	109	17,4	0,96		Convergence criterion (GCONV=1E-8) satisfied.	0,71	1,29	-0,006		Algorithm converged.	-0,047	0,035	0,97		Algorithm converged.	0,76	1,23	0,7761		1,03		Algorithm converged.	0,81	1,32
Study	Rhine	319	50,5	50	15,7	315	50,2	54	17,1	0,90		Convergence criterion (GCONV=1E-8) satisfied.	0,59	1,37	-0,018		Algorithm converged.	-0,075	0,039	0,92		Algorithm converged.	0,65	1,31	0,6250	0,6840	1,09		Algorithm converged.	0,77	1,54
	Yosemite	312	49,4	56	17,9	311	49,6	55	17,7	1,02		Convergence criterion (GCONV=1E-8) satisfied.	0,67	1,54	0,007		Algorithm converged.	-0,051	0,066	1,02		Algorithm converged.	0,73	1,42	0,9360		0,98		Algorithm converged.	0,70	1,38

Test for interaction based on RR (Log-binomial regression)
* indicates convergence problem. Result is uninterpretable.
Only patients with at least one value are used for analysis. For stratification Asia and rest of the world regions are combined due to a small number of enrolled patients. The stratification factor is excluded if it is the subgroup. OR is computed by stratified analysis, RR and ARD by adjusted analysis.
Early Termination (ET) visit was mapped to closest regular visit.
Treatment policy strategy was applied to non-COVID-19 related and hypothetical strategy was applied to COVID-19 related intercurrent events. COVID-19 related intercurrent events are: Disc. of Treatment due to COVID-19, Prohibited Treatment/Therapy due to COVID-19, Missed Dose at Week 44,48 or 52 due to COVID-19 and COVID-19 Death.
Clinical cut-off: YOSEMITE 01NOV2021 and RHINE 28OCT2021

Program: root/clinical_studies/RO6867461/CDT70122/share/ACE_pool_DME_CSR_Final/prod/program/t_eff_resp.sas
Output: root/clinical_studies/RO6867461/CDT70122/share/ACE_pool_DME_CSR_Final/prod/output_bc/t_eff_resp_str_QSBCV15I_W56_PREST_ITBC_OCTNOV2021_DME.xls
27MAR2022 5:31

POPULATION: Intent-to-Treat Population B vs. C
ENDPOINT: Proportion of Patients with a >=15-point improvement from baseline in NEI VFQ-25 Color Vision subscale through Week 56
MODEL: Adjusted Analysis by Study, Baseline BCVA ETDRS letter score, Prior IVT anti-VEGF therapy, Geographic region
STUDY: GR40349 & GR40398
Forest Plot of Relative Risk

Study	Total n	Aflibercept (N=627) n	Aflibercept (N=627) n Responder	Faricimab (PTI) (N=632) n	Faricimab (PTI) (N=632) n Responder	Relative Risk	95% CI
All Patients	1257	626	109	631	106	0.97	(0.76, 1.23)
Study							
Rhine	634	315	54	319	50	0.92	(0.65, 1.31)
Yosemite	623	311	55	312	56	1.02	(0.73, 1.42)

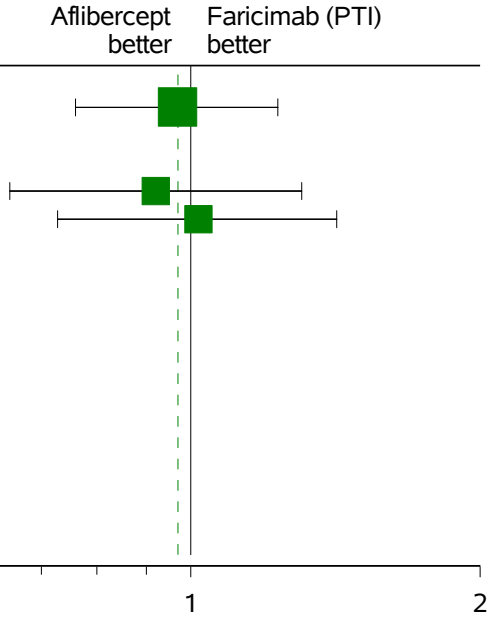

Only patients with at least one value are used for analysis. For adjustment Asia and rest of the world regions are combined due to a small number of enrolled patients.
The adjustment factor is excluded if it is the subgroup.
Early Termination (ET) visit was mapped to closest regular visit.
Treatment policy strategy was applied to non-COVID-19 related and hypothetical strategy was applied to COVID-19 related intercurrent events. COVID-19 related intercurrent events are:
Disc. of Treatment due to COVID-19, Prohibited Treatment/Therapy due to COVID-19, Missed Dose at Week 44,48 or 52 due to COVID-19 and COVID-19 Death.
Clinical cut-off: YOSEMITE 01NOV2021 and RHINE 28OCT2021
Program: root/clinical_studies/RO6867461/CDT70122/share/ACE_pool_DME_Base/prod/program/g_forest_rr.sas
Output: root/clinical_studies/RO6867461/CDT70122/share/ACE_pool_DME_CSR_Final/prod/output_bc/g_forest_rr_str_QSBCV15I_W56_PREST_ITBC_OCTNOV2021_DME.pdf 06OCT2022 18:43

POPULATION: Intent-to-Treat Population B vs. C
ENDPOINT: Proportion of Patients with a >=15-point improvement from baseline in NEI VFQ-25 Color Vision subscale through Week 56
MODEL: Stratified Analysis by Study, Baseline BCVA ETDRS letter score, Prior IVT anti-VEGF therapy, Geographic region
STUDY: GR40349 & GR40398
Forest Plot of Odds Ratio

Study	Total n	Aflibercept (N=627) n	Aflibercept (N=627) n Responder	Faricimab (PTI) (N=632) n	Faricimab (PTI) (N=632) n Responder	Odds Ratio	95% CI
All Patients	1257	626	109	631	106	0.96	(0.71, 1.29)
Study							
Rhine	634	315	54	319	50	0.90	(0.59, 1.37)
Yosemite	623	311	55	312	56	1.02	(0.67, 1.54)

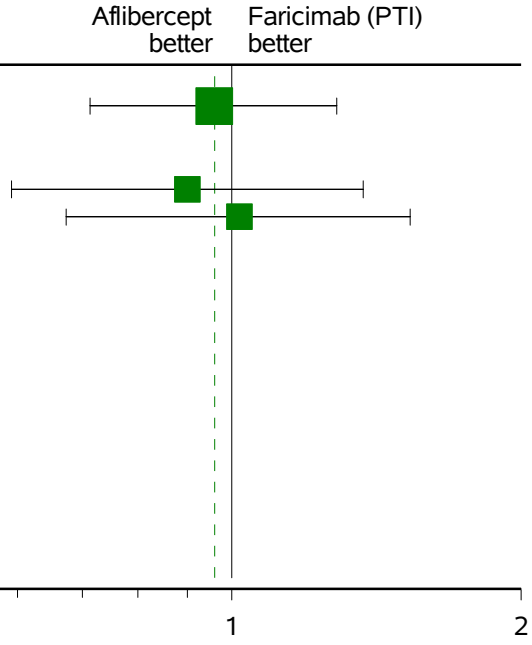

Only patients with at least one value are used for analysis. For stratification Asia and rest of the world regions are combined due to a small number of enrolled patients.
Early Termination (ET) visit was mapped to closest regular visit.
Treatment policy strategy was applied to non-COVID-19 related and hypothetical strategy was applied to COVID-19 related intercurrent events. COVID-19 related intercurrent events are:
Disc. of Treatment due to COVID-19, Prohibited Treatment/Therapy due to COVID-19, Missed Dose at Week 44,48 or 52 due to COVID-19 and COVID-19 Death.
Clinical cut-off: YOSEMITE 01NOV2021 and RHINE 28OCT2021
Program: root/clinical_studies/RO6867461/CDT70122/share/ACE_pool_DME_Base/prod/program/g_forest_or.sas
Output: root/clinical_studies/RO6867461/CDT70122/share/ACE_pool_DME_CSR_Final/prod/output_bc/g_forest_or_str_QSBCV15I_W56_PREST_ITBC_OCTNOV2021_DME.pdf 30SEP2022 13:36

POPULATION: Intent-to-Treat Population B vs. C
ENDPOINT: Proportion of Patients with a >=15-point improvement from baseline in NEI VFQ-25 Color Vision subscale through Week 56
MODEL: Stratified Analysis by Study, Baseline BCVA ETDRS letter score, Prior IVT anti-VEGF therapy, Geographic region (combined)
STUDY: GR40349 & GR40398
Dichotomous Analysis by Subgroups (Efficacy)

		Faricimab (PTI) (N=632)				Aflibercept (N=627)				Faricimab (PTI) vs. Aflibercept																Aflibercept vs. Faricimab (PTI)			
		Patients		Patients with Event		Patients		Patients with Event		Odds Ratio				Absolute Risk Difference				Relative Risk								Relative Risk			
Name	Level	n	%	n	%	n	%	n	%	Odds Ratio	Convergence Reason	95% Lower CL	95% Upper CL	Absolute Risk	Convergence Reason	95% Lower CL	95% Upper CL	Relative Risk	Convergence Reason	95% Lower CL	95% Upper CL	p-value (Cochran-Mantel-Haenszel)	Interaction Test p-value (likelihood ratio)	Relative Risk	Convergence Reason	95% Lower CL	95% Upper CL
All	n/a	631	99,8	106	16,8	626	99,8	109	17,4	0,96	Convergence criterion (GCONV=1E-8) satisfied.	0,73	1,29	-0,008	Algorithm converged.	-0,047	0,035	0,97	Algorithm converged.	0,78	1,23	0,7761		1,03	Algorithm converged.	0,81	1,32
Sex	Male	395	62,5	63	15,9	364	58,1	60	16,5	0,95	Convergence criterion (GCONV=1E-8) satisfied.	0,65	1,41	-0,007	Algorithm converged.	-0,058	0,043	0,97	Algorithm converged.	0,70	1,33	0,8096	0,9854	1,03	Algorithm converged.	0,75	1,42
	Female	236	37,3	43	18,2	262	41,8	49	18,7	0,95	Convergence criterion (GCONV=1E-8) satisfied.	0,60	1,49	-0,007	Algorithm converged.	-0,076	0,062	0,98	Algorithm converged.	0,68	1,41	0,8139		1,02	Algorithm converged.	0,71	1,48
Age	< 65 years	351	55,5	60	17,1	363	57,9	58	16,0	1,08	Convergence criterion (GCONV=1E-8) satisfied.	0,73	1,63	0,011	Algorithm converged.	-0,042	0,064	1,10	Algorithm converged.	0,79	1,52	0,6608	0,2878	0,91	Algorithm converged.	0,66	1,27
	>= 65 years	280	44,3	46	16,4	263	41,9	51	19,4	0,81	Convergence criterion (GCONV=1E-8) satisfied.	0,52	1,26	-0,022	Algorithm converged.	-0,088	0,044	0,85	Algorithm converged.	0,59	1,21	0,3470		1,18	Algorithm converged.	0,83	1,68
Age	< 75 years	576	91,1	99	17,2	571	91,1	97	17,0	1,02	Convergence criterion (GCONV=1E-8) satisfied.	0,78	1,39	0,001	Algorithm converged.	-0,041	0,044	1,02	Algorithm converged.	0,79	1,31	0,9013	0,1757	0,98	Algorithm converged.	0,76	1,26
	>= 75 years	55	8,7	7	12,7	55	8,8	12	21,8	0,46	Convergence criterion (GCONV=1E-8) satisfied.	0,17	1,26	-0,099	Algorithm converged.	-0,261	0,064	0,57	Algorithm converged.	0,24	1,34	0,1247		1,76	Algorithm converged.	0,75	4,15
Baseline BCVA ETDRS letter score	< 64 letters	281	44,5	60	21,4	284	45,3	61	21,5	1,00	Convergence criterion (GCONV=1E-8) satisfied.	0,67	1,49	0,002	Algorithm converged.	-0,066	0,070	0,99	Algorithm converged.	0,72	1,36	0,9901	0,8303	1,01	Algorithm converged.	0,74	1,38
	>= 64 letters	348	55,1	46	13,2	342	54,5	49	14,0	0,93	Convergence criterion (GCONV=1E-8) satisfied.	0,61	1,40	-0,009	Algorithm converged.	-0,060	0,043	0,94	Algorithm converged.	0,65	1,37	0,7557		1,06	Algorithm converged.	0,73	1,55
	Missing	2	0,3	0	0,0	0	0,0	0	0,0	NE		NE	NE	NE	NE	NE	NE	NE	NE	NE	NE	ND		NE	NE	NE	NE
Geographic region	Europe	219	34,7	38	17,4	219	34,9	39	17,8	0,94	Convergence criterion (GCONV=1E-8) satisfied.	0,57	1,55	-0,003	Algorithm converged.	-0,072	0,066	0,93	Algorithm converged.	0,64	1,42	0,8178	0,9525	1,05	Algorithm converged.	0,70	1,57
	America	343	54,3	57	16,6	339	54,1	59	17,4	0,96	Convergence criterion (GCONV=1E-8) satisfied.	0,63	1,41	-0,004	Algorithm converged.	-0,060	0,053	0,95	Algorithm converged.	0,68	1,32	0,7773		1,05	Algorithm converged.	0,76	1,43
	Asia Pacific (inc. Australia)	69	10,9	11	15,9	68	10,8	11	16,2	0,94	Convergence criterion (GCONV=1E-8) satisfied.	0,37	2,37	-0,019	Algorithm converged.	-0,164	0,125	1,03	Algorithm converged.	0,48	2,22	0,8945		0,97	Algorithm converged.	0,45	2,08
Race/ethnicity	White	489	77,4	75	15,3	505	80,5	89	17,6	0,84	Convergence criterion (GCONV=1E-8) satisfied.	0,60	1,18	-0,018	Algorithm converged.	-0,064	0,027	0,87	Algorithm converged.	0,68	1,15	0,3236	0,6221	1,15	Algorithm converged.	0,87	1,52
	Asian	62	9,8	12	19,4	59	9,4	10	16,9	1,11	Convergence criterion (GCONV=1E-8) satisfied.	0,43	2,87	0,034	Algorithm converged.	-0,151	0,220	1,20	Algorithm converged.	0,56	2,55	0,8303		0,83	Algorithm converged.	0,39	1,78
	Other	54	8,5	11	20,4	47	7,5	8	17,0	1,52	Convergence criterion (GCONV=1E-8) satisfied.	0,52	4,44	0,051	Algorithm converged.	-0,100	0,201	1,33	Algorithm converged.	0,59	2,99	0,4397		0,75	Algorithm converged.	0,33	1,70
	Unknown	26	4,1	8	30,8	15	2,4	2	13,3	1,82	Convergence criterion (GCONV=1E-8) satisfied.	0,27	12,06	*	ERROR: The mean parameter is either invalid or at a limit of its range for some observations.			*	WARNING: The relative Hessian convergence criterion of 0.1771645544 is greater than the limit of 0.0001. The convergence is questionable.					*	WARNING: The relative Hessian convergence criterion of 0.1771645544 is greater than the limit of 0.0001. The convergence is questionable.		
Baseline HbA1c	<=8%	403	63,9	67	16,6	399	63,6	68	17,0	0,97	Convergence criterion (GCONV=1E-8) satisfied.	0,67	1,40	-0,009	Algorithm converged.	-0,061	0,042	0,98	Algorithm converged.	0,72	1,33	0,8639	0,7896	1,02	Algorithm converged.	0,75	1,39
	>8%	221	35,0	37	16,7	222	35,4	40	18,0	0,89	Convergence criterion (GCONV=1E-8) satisfied.	0,54	1,46	-0,060	Algorithm converged.	-0,073	0,061	0,91	Algorithm converged.	0,61	1,36	0,6395		1,09	Algorithm converged.	0,73	1,63
	Missing	7	1,1	2	28,6	5	0,8	1	20,0	NE	Convergence criterion (ABSGCONV=0) satisfied.	NE	NE	*	ERROR: The mean parameter is either invalid or at a limit of its range for some observations.			*	WARNING: The relative Hessian convergence criterion of 1.8069185584 is greater than the limit of 0.0001. The convergence is questionable.					*	WARNING: The relative Hessian convergence criterion of 1.8069185584 is greater than the limit of 0.0001. The convergence is questionable.		
Prior IVT anti-VEGF therapy	Yes	133	21,0	21	15,8	137	21,9	16	11,7	1,41	Convergence criterion (GCONV=1E-8) satisfied.	0,71	2,83	0,043	Algorithm converged.	-0,040	0,126	1,36	Algorithm converged.	0,74	2,49	0,3254	0,2096	0,74	Algorithm converged.	0,40	1,35
	No	498	78,8	85	17,1	489	78,0	93	19,0	0,87	Convergence criterion (GCONV=1E-8) satisfied.	0,63	1,21	-0,022	Algorithm converged.	-0,088	0,025	0,90	Algorithm converged.	0,69	1,17	0,4132		1,11	Algorithm converged.	0,85	1,44
Baseline DR severity	<47	364	57,8	51	14,0	361	57,8	57	15,8	0,83	Convergence criterion (GCONV=1E-8) satisfied.	0,58	1,27	-0,020	Algorithm converged.	-0,071	0,032	0,88	Algorithm converged.	0,62	1,25	0,4208	0,6217	1,13	Algorithm converged.	0,80	1,61
	47 - 53	198	31,4	42	21,2	208	33,2	40	19,2	1,19	Convergence criterion (GCONV=1E-8) satisfied.	0,72	1,95	0,030	Algorithm converged.	-0,043	0,103	1,13	Algorithm converged.	0,78	1,65	0,4969		0,88	Algorithm converged.	0,60	1,28
	>53	58	9,2	11	19,0	38	6,1	9	23,7	0,65	Convergence criterion (GCONV=1E-8) satisfied.	0,24	1,80	-0,037	Algorithm converged.	-0,208	0,133	0,71	Algorithm converged.	0,32	1,59	0,4099		1,40	Algorithm converged.	0,63	3,13
	Missing	11	1,7	2	18,2	19	3,0	3	15,8	2,73	Convergence criterion (GCONV=1E-8) satisfied.	0,21	35,16	-0,028	Algorithm converged.	-0,387	0,330	1,32	Algorithm converged.	0,22	7,88	0,4281		0,76	Algorithm converged.	0,13	4,49
Baseline DR severity	<=53	562	88,9	93	16,5	569	90,7	97	17,0	0,95	Convergence criterion (GCONV=1E-8) satisfied.	0,70	1,30	-0,008	Algorithm converged.	-0,050	0,035	0,97	Algorithm converged.	0,73	1,25	0,7642	0,9067	1,03	Algorithm converged.	0,80	1,34
	>53	58	9,2	11	19,0	38	6,1	9	23,7	0,65	Convergence criterion (GCONV=1E-8) satisfied.	0,24	1,80	-0,037	Algorithm converged.	-0,208	0,133	0,71	Algorithm converged.	0,32	1,59	0,4099		1,40	Algorithm converged.	0,63	3,13
	Missing	11	1,7	2	18,2	19	3,0	3	15,8	2,73	Convergence criterion (GCONV=1E-8) satisfied.	0,21	35,16	-0,028	Algorithm converged.	-0,387	0,330	1,32	Algorithm converged.	0,22	7,88	0,4281		0,76	Algorithm converged.	0,13	4,49
Medical history: renal disease	Yes	63	10,0	12	19,0	45	7,2	3	6,7	2,74	Convergence criterion (GCONV=1E-8) satisfied.	0,70	10,70	*	WARNING: The relative Hessian convergence criterion of 0.215433481 is greater than the limit of 0.0001. The convergence is questionable.			2,39	Algorithm converged.	0,71	8,12	0,1338	0,0563	0,42	Algorithm converged.	0,12	1,42
	No	568	89,9	94	16,5	581	92,7	106	18,2	0,89	Convergence criterion (GCONV=1E-8) satisfied.	0,63	1,21	-0,018	Algorithm converged.	-0,060	0,025	0,92	Algorithm converged.	0,71	1,18	0,4552		1,09	Algorithm converged.	0,85	1,40
Medical history: cardiac disease	Yes	510	80,7	87	17,1	498	79,4	80	16,1	1,05	Convergence criterion (GCONV=1E-8) satisfied.	0,73	1,46	0,009	Algorithm converged.	-0,037	0,054	1,05	Algorithm converged.	0,80	1,39	0,7863	0,2450	0,95	Algorithm converged.	0,72	1,25
	No	121	19,1	19	15,7	128	20,4	29	22,7	0,62	Convergence criterion (GCONV=1E-8) satisfied.	0,33	1,24	-0,068	Algorithm converged.	-0,159	0,023	0,79	Algorithm converged.	0,47	1,34	0,1747		1,26	Algorithm converged.	0,75	2,12
Medical history: vascular disease	Yes	82	14,6	21	22,8	98	15,6	18	18,4	1,43	Convergence criterion (GCONV=1E-8) satisfied.	0,70	2,95	0,076	Algorithm converged.	-0,042	0,194	1,37	Algorithm converged.	0,79	2,38	0,3257	0,3517	0,73	Algorithm converged.	0,42	1,27
	No	539	85,9	85	15,8	528	84,2	91	17,2	0,90	Convergence criterion (GCONV=1E-8) satisfied.	0,65	1,25	-0,011	Algorithm converged.	-0,055	0,032	0,92	Algorithm converged.	0,76	1,20	0,5421		1,09	Algorithm converged.	0,83	1,42
Study	Rhine	319	50,5	50	15,7	315	50,2	54	17,1	0,90	Convergence criterion (GCONV=1E-8) satisfied.	0,59	1,37	-0,018	Algorithm converged.	-0,075	0,039	0,92	Algorithm converged.	0,65	1,31	0,6250	0,6840	1,09	Algorithm converged.	0,77	1,54
	Yosemite	312	49,4	56	17,9	311	49,6	55	17,7	1,02	Convergence criterion (GCONV=1E-8) satisfied.	0,67	1,54	0,007	Algorithm converged.	-0,051	0,066	1,02	Algorithm converged.	0,73	1,42	0,9360		0,98	Algorithm converged.	0,70	1,38

Test for interaction based on RR (Log-binomial regression)
* indicates convergence problem. Result is uninterpretable.
Only patients with at least one value are used for analysis. For stratification Asia and rest of the world regions are combined due to a small number of enrolled patients. The stratification factor is excluded if it is the subgroup. OR is computed by stratified analysis, RR and ARD by adjusted analysis.
Early Termination (ET) visit was mapped to closest regular visit.
Treatment policy strategy was applied to non-COVID-19 related and hypothetical strategy was applied to COVID-19 related intercurrent events. COVID-19 related intercurrent events are: Disc. of Treatment due to COVID-19, Prohibited Treatment/Therapy due to COVID-19, Missed Dose at Week 44,48 or 52 due to COVID-19 and COVID-19 Death.
Clinical cut-off: YOSEMITE 01NOV2021 and RHINE 28OCT2021

Program: root/clinical_studies/RO6867461/CDT70122/share/ACE_pool_DME_CSR_Final/prod/program/t_eff_resp.sas
Output: root/clinical_studies/RO6867461/CDT70122/share/ACE_pool_DME_CSR_Final/prod/output_bc/t_eff_resp_ag_str_QSBCV15I_W56_PREST_ITBC_OCTNOV2021_DME.xls
28MAR2022 22:54

POPULATION: Intent-to-Treat Population B vs. C
ENDPOINT: Proportion of Patients with a >=15-point improvement from baseline in NEI VFQ-25 Color Vision subscale throughout the Entire Study
MODEL: Stratified Analysis by Study, Baseline BCVA ETDRS letter score, Prior IVT anti-VEGF therapy, Geographic region (combined)
STUDY: GR40349 & GR40398
Dichotomous Analysis (Efficacy)

		Faricimab (PTI) (N=632)				Aflibercept (N=627)				Faricimab (PTI) vs. Aflibercept																Aflibercept vs. Faricimab (PTI)				
		Patients		Patients with Event		Patients		Patients with Event		Odds Ratio										Absolute Risk Difference						Relative Risk												Relative Risk				
Name	Level	n	%	n	%	n	%	n	%	Odds Ratio		Convergence Reason	95% Lower CL	95% Upper CL	Absolute Risk		Convergence Reason	95% Lower CL	95% Upper CL	Relative Risk		Convergence Reason	95% Lower CL	95% Upper CL	p-value (Cochran-Mantel Haenszel)	Interaction Test p-value (likelihood ratio)	Relative Risk		Convergence Reason	95% Lower CL	95% Upper CL
All	n/a	631	99,8	117	18,5	626	99,8	116	18,5	1,00		Convergence criterion (GCONV=1E-8) satisfied.	0,75	1,33	0,000		Algorithm converged.	-0,042	0,042	1,01		Algorithm converged.	0,80	1,26	0,9891		0,99		Algorithm converged.	0,79	1,25
Study	Rhine	319	50,5	54	16,9	315	50,2	57	18,1	0,92		Convergence criterion (GCONV=1E-8) satisfied.	0,61	1,39	-0,015		Algorithm converged.	-0,073	0,043	0,94		Algorithm converged.	0,67	1,32	0,7065	0,5737	1,06		Algorithm converged.	0,76	1,48
	Yosemite	312	49,4	63	20,2	311	49,6	59	19,0	1,08		Convergence criterion (GCONV=1E-8) satisfied.	0,73	1,61	0,015		Algorithm converged.	-0,046	0,075	1,07		Algorithm converged.	0,78	1,47	0,7008		0,93		Algorithm converged.	0,68	1,28

Test for interaction based on RR (Log-binomial regression)
* indicates convergence problem. Result is uninterpretable.
Only patients with at least one value are used for analysis. For stratification Asia and rest of the world regions are combined due to a small number of enrolled patients. The stratification factor is excluded if it is the subgroup. OR is computed by stratified analysis, RR and ARD by adjusted analysis.
Early Termination (ET) visit was mapped to closest regular visit.
Treatment policy strategy was applied to non-COVID-19 related and hypothetical strategy was applied to COVID-19 related intercurrent events. COVID-19 related intercurrent events are: Disc. of Treatment due to COVID-19, Prohibited Treatment/Therapy due to COVID-19, Missed Dose at Week 88,92 or 96 due to COVID-19 and COVID-19 Death.
Clinical cut-off: YOSEMITE 01NOV2021 and RHINE 28OCT2021

Program: root/clinical_studies/RO6867461/CDT70122/share/ACE_pool_DME_CSR_Final/prod/program/t_eff_resp.sas
Output: root/clinical_studies/RO6867461/CDT70122/share/ACE_pool_DME_CSR_Final/prod/output_bc/t_eff_resp_str_QSBCV15I_PREST_ITBC_OCTNOV2021_DME.xls
27MAR2022 5:36

POPULATION: Intent-to-Treat Population B vs. C
ENDPOINT: Proportion of Patients with a >=15-point improvement from baseline in NEI VFQ-25 Color Vision subscale throughout the Entire Study
MODEL: Adjusted Analysis by Study, Baseline BCVA ETDRS letter score, Prior IVT anti-VEGF therapy, Geographic region
STUDY: GR40349 & GR40398
Forest Plot of Relative Risk

Study	Total n	Aflibercept (N=627) n	Aflibercept (N=627) n Responder	Faricimab (PTI) (N=632) n	Faricimab (PTI) (N=632) n Responder	Relative Risk	95% CI
All Patients	1257	626	116	631	117	1.01	(0.80, 1.26)
Study							
Rhine	634	315	57	319	54	0.94	(0.67, 1.32)
Yosemite	623	311	59	312	63	1.07	(0.78, 1.47)

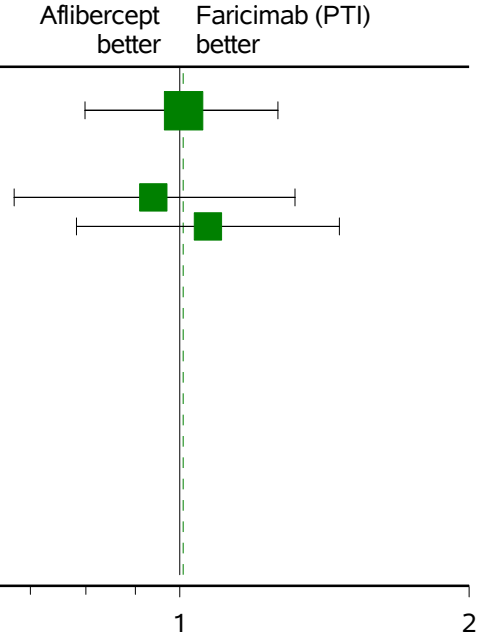

Only patients with at least one value are used for analysis. For adjustment Asia and rest of the world regions are combined due to a small number of enrolled patients.
The adjustment factor is excluded if it is the subgroup.
Early Termination (ET) visit was mapped to closest regular visit.
Treatment policy strategy was applied to non-COVID-19 related and hypothetical strategy was applied to COVID-19 related intercurrent events. COVID-19 related intercurrent events are:
Disc. of Treatment due to COVID-19, Prohibited Treatment/Therapy due to COVID-19, Missed Dose at Week 88,92 or 96 due to COVID-19 and COVID-19 Death.
Clinical cut-off: YOSEMITE 01NOV2021 and RHINE 28OCT2021
Program: root/clinical_studies/RO6867461/CDT70122/share/ACE_pool_DME_Base/prod/program/g_forest_rr.sas
Output: root/clinical_studies/RO6867461/CDT70122/share/ACE_pool_DME_CSR_Final/prod/output_bc/g_forest_rr_str_QSBCV15I_PREST_ITBC_OCTNOV2021_DME.pdf 06OCT2022 18:44

POPULATION: Intent-to-Treat Population B vs. C
ENDPOINT: Proportion of Patients with a >=15-point improvement from baseline in NEI VFQ-25 Color Vision subscale throughout the Entire Study
MODEL: Stratified Analysis by Study, Baseline BCVA ETDRS letter score, Prior IVT anti-VEGF therapy, Geographic region
STUDY: GR40349 & GR40398
Forest Plot of Odds Ratio

Study	Total n	Aflibercept (N=627) n	Aflibercept (N=627) n Responder	Faricimab (PTI) (N=632) n	Faricimab (PTI) (N=632) n Responder	Odds Ratio	95% CI
All Patients	1257	626	116	631	117	1.00	(0.75, 1.33)
Study							
Rhine	634	315	57	319	54	0.92	(0.61, 1.39)
Yosemite	623	311	59	312	63	1.08	(0.73, 1.61)

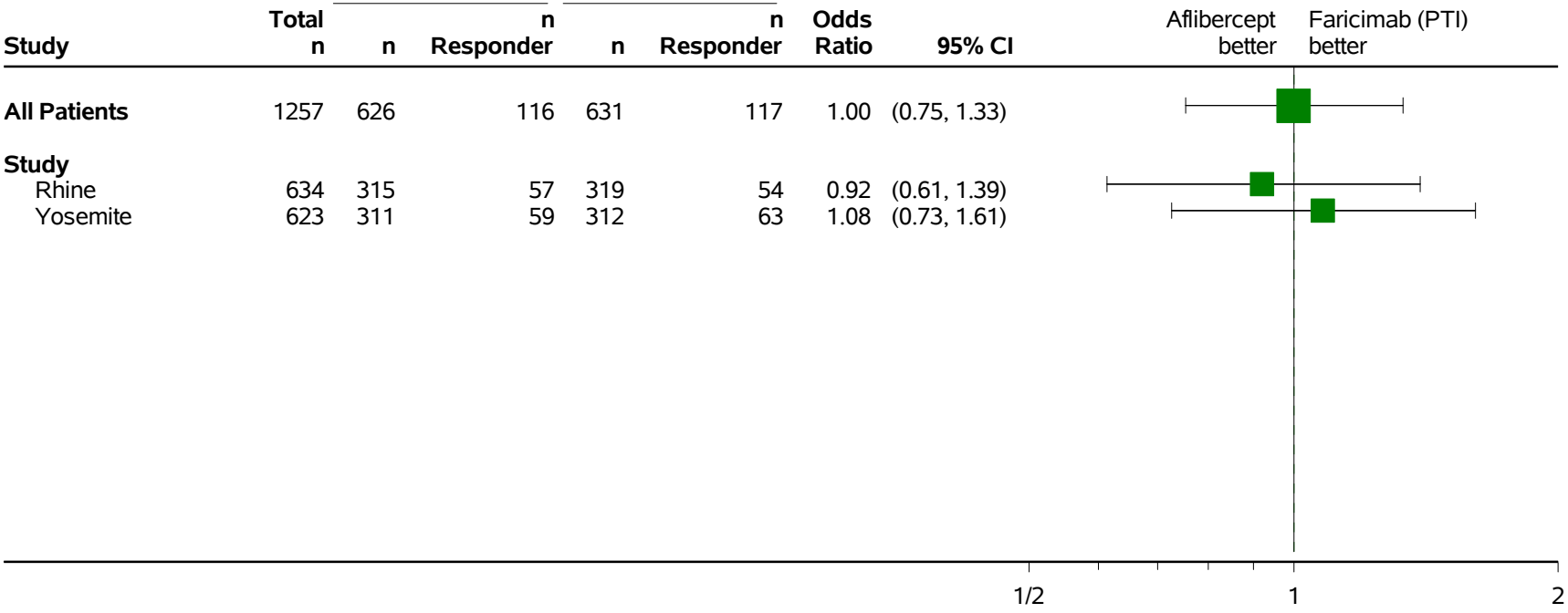

Only patients with at least one value are used for analysis. For stratification Asia and rest of the world regions are combined due to a small number of enrolled patients.
Early Termination (ET) visit was mapped to closest regular visit.
Treatment policy strategy was applied to non-COVID-19 related and hypothetical strategy was applied to COVID-19 related intercurrent events. COVID-19 related intercurrent events are:
Disc. of Treatment due to COVID-19, Prohibited Treatment/Therapy due to COVID-19, Missed Dose at Week 88,92 or 96 due to COVID-19 and COVID-19 Death.
Clinical cut-off: YOSEMITE 01NOV2021 and RHINE 28OCT2021
Program: root/clinical_studies/RO6867461/CDT70122/share/ACE_pool_DME_Base/prod/program/g_forest_or.sas
Output: root/clinical_studies/RO6867461/CDT70122/share/ACE_pool_DME_CSR_Final/prod/output_bc/g_forest_or_str_QSBCV15I_PREST_ITBC_OCTNOV2021_DME.pdf 30SEP2022 13:37

POPULATION: Intent-to-Treat Population B vs. C
ENDPOINT: Proportion of Patients with a >=15-point improvement from baseline in NEI VFQ-25 Color Vision subscale throughout the Entire Study
MODEL: Stratified Analysis by Study, Baseline BCVA ETDRS letter score, Prior IVT anti-VEGF therapy, Geographic region (combined)
STUDY: GR40349 & GR40398
Dichotomous Analysis by Subgroups (Efficacy)

		Faricimab (PTI) (N=632)				Aflibercept (N=627)				Faricimab (PTI) vs. Aflibercept														Aflibercept vs. Faricimab (PTI)			
		Patients		Patients with Event		Patients		Patients with Event		Odds Ratio				Absolute Risk Difference				Relative Risk						Relative Risk			
Name	Level	n	%	n	%	n	%	n	%	Odds Ratio	Convergence Reason	95% Lower CL	95% Upper CL	Absolute Risk	Convergence Reason	95% Lower CL	95% Upper CL	Relative Risk	Convergence Reason	95% Lower CL	95% Upper CL	(Cochran-Mantel-Haenszel)	Interaction Test p-value (likelihood ratio)	Relative Risk	Convergence Reason	95% Lower CL	95% Upper CL
All	n/a	631	99,8	117	18,5	626	99,8	116	18,5	1,00	Convergence criterion (GCONV=1E-8) satisfied.	0,75	1,33	0,000	Algorithm converged.	-0,042	0,042	1,01	Algorithm converged.	0,80	1,28	0,9891		0,99	Algorithm converged.	0,79	1,25
Sex	Male	395	62,5	67	17,0	364	58,1	63	17,3	0,97	Convergence criterion (GCONV=1E-8) satisfied.	0,68	1,41	-0,004	Algorithm converged.	-0,055	0,048	0,98	Algorithm converged.	0,72	1,33	0,8596	0,7587	1,02	Algorithm converged.	0,75	1,39
	Female	236	37,3	50	21,2	262	41,8	53	20,2	1,04	Convergence criterion (GCONV=1E-8) satisfied.	0,68	1,61	0,004	Algorithm converged.	-0,068	0,076	1,06	Algorithm converged.	0,73	1,49	0,8493		0,95	Algorithm converged.	0,67	1,33
Age	< 65 years	331	55,5	66	18,8	363	57,9	63	17,4	1,12	Convergence criterion (GCONV=1E-8) satisfied.	0,76	1,64	0,015	Algorithm converged.	-0,040	0,070	1,11	Algorithm converged.	0,81	1,51	0,5647	0,3805	0,90	Algorithm converged.	0,66	1,23
	>= 65 years	280	44,3	51	18,2	263	41,9	53	20,2	0,88	Convergence criterion (GCONV=1E-8) satisfied.	0,57	1,36	-0,014	Algorithm converged.	-0,081	0,053	0,91	Algorithm converged.	0,65	1,28	0,5774		1,10	Algorithm converged.	0,78	1,55
Age	< 75 years	576	91,1	110	19,1	571	91,1	104	18,2	1,07	Convergence criterion (GCONV=1E-8) satisfied.	0,79	1,44	0,008	Algorithm converged.	-0,036	0,051	1,06	Algorithm converged.	0,83	1,35	0,6698	0,1459	0,94	Algorithm converged.	0,74	1,20
	>= 75 years	55	8,7	7	12,7	55	8,8	12	21,8	0,46	Convergence criterion (GCONV=1E-8) satisfied.	0,17	1,26	-0,099	Algorithm converged.	-0,261	0,064	0,57	Algorithm converged.	0,24	1,34	0,1243		1,76	Algorithm converged.	0,75	4,15
Baseline BCVA ETDRS letter score	< 64 letters	281	44,5	66	23,5	284	45,3	66	23,2	1,02	Convergence criterion (GCONV=1E-8) satisfied.	0,69	1,51	0,004	Algorithm converged.	-0,065	0,073	1,01	Algorithm converged.	0,75	1,37	0,9259	0,9636	0,99	Algorithm converged.	0,73	1,33
	>= 64 letters	348	55,1	51	14,7	340	54,5	50	14,6	1,00	Convergence criterion (GCONV=1E-8) satisfied.	0,66	1,53	-0,001	Algorithm converged.	-0,054	0,052	1,00	Algorithm converged.	0,70	1,44	0,9892		1,00	Algorithm converged.	0,70	1,43
	Missing	2	0,3	0	0,0	0	0,0	0	0,0	NE		NE	NE	NE	NE	NE	NE	NE	NE	NE	NE			NE	NE	NE	NE
Geographic region	Europe	219	34,7	44	20,1	219	34,9	41	18,7	1,07	Convergence criterion (GCONV=1E-8) satisfied.	0,66	1,73	0,015	Algorithm converged.	-0,057	0,087	1,05	Algorithm converged.	0,72	1,53	0,7762	0,7933	0,95	Algorithm converged.	0,65	1,39
	America	343	54,3	60	17,5	338	54,1	63	18,6	0,93	Convergence criterion (GCONV=1E-8) satisfied.	0,63	1,37	-0,006	Algorithm converged.	-0,063	0,052	0,93	Algorithm converged.	0,68	1,28	0,7053		1,07	Algorithm converged.	0,78	1,47
	Asia Pacific (inc. Australia)	69	10,9	13	18,8	68	10,8	12	17,6	1,05	Convergence criterion (GCONV=1E-8) satisfied.	0,44	2,52	0,004	Algorithm converged.	-0,132	0,140	1,12	Algorithm converged.	0,55	2,29	0,9144		0,89	Algorithm converged.	0,44	1,82
Race/ethnicity	White	489	77,4	82	16,8	503	80,5	95	18,8	0,87	Convergence criterion (GCONV=1E-8) satisfied.	0,63	1,20	-0,017	Algorithm converged.	-0,064	0,030	0,89	Algorithm converged.	0,68	1,16	0,3944	0,4175	1,12	Algorithm converged.	0,86	1,46
	Asian	62	9,8	15	24,2	58	9,4	11	18,6	1,32	Convergence criterion (GCONV=1E-8) satisfied.	0,53	3,26	0,068	Algorithm converged.	-0,084	0,220	1,37	Algorithm converged.	0,68	2,73	0,5519		0,73	Algorithm converged.	0,37	1,46
	Other	54	8,5	12	22,2	47	7,5	8	17,0	1,66	Convergence criterion (GCONV=1E-8) satisfied.	0,58	4,74	0,071	Algorithm converged.	-0,084	0,226	1,41	Algorithm converged.	0,63	3,16	0,3380		0,71	Algorithm converged.	0,32	1,58
	Unknown	26	4,1	8	30,8	19	2,4	2	13,3	1,82	Convergence criterion (GCONV=1E-8) satisfied.	0,27	12,06	*	ERROR: The mean parameter is either invalid or at a limit of its range for some observations.			*	WARNING: The relative Hessian convergence criterion of 0.1771645544 is greater than the limit of 0.0001. The convergence is questionable.						WARNING: The relative Hessian convergence criterion of 0.1771645544 is greater than the limit of 0.0001. The convergence is questionable.		
Baseline HbA1c	<=8%	403	63,8	75	18,6	398	63,6	72	18,0	1,04	Convergence criterion (GCONV=1E-8) satisfied.	0,73	1,49	0,000	Algorithm converged.	-0,053	0,053	1,04	Algorithm converged.	0,78	1,39	0,8260	0,6132	0,96	Algorithm converged.	0,72	1,29
	>8%	221	35,0	40	18,1	222	35,4	43	19,4	0,90	Convergence criterion (GCONV=1E-8) satisfied.	0,53	1,46	-0,038	Algorithm converged.	-0,078	0,061	0,93	Algorithm converged.	0,63	1,36	0,6663		1,08	Algorithm converged.	0,74	1,58
	Missing	7	1,1	2	28,6	5	0,8	1	20,0	NE	Convergence criterion (ABSGCONV=0) satisfied.	NE	NE	*	ERROR: The mean parameter is either invalid or at a limit of its range for some observations.			*	WARNING: The relative Hessian convergence criterion of 1.8069185584 is greater than the limit of 0.0001. The convergence is questionable.						WARNING: The relative Hessian convergence criterion of 1.8069185584 is greater than the limit of 0.0001. The convergence is questionable.		
Prior IVT anti-VEGF therapy	Yes	133	21,0	22	16,5	137	21,9	18	13,1	1,31	Convergence criterion (GCONV=1E-8) satisfied.	0,67	2,55	0,038	Algorithm converged.	-0,048	0,124	1,26	Algorithm converged.	0,71	2,25	0,4328	0,3737	0,79	Algorithm converged.	0,45	1,41
	No	498	78,8	95	19,1	489	78,0	98	20,0	0,96	Convergence criterion (GCONV=1E-8) satisfied.	0,68	1,29	-0,013	Algorithm converged.	-0,061	0,035	0,96	Algorithm converged.	0,73	1,23	0,6963		1,04	Algorithm converged.	0,81	1,34
Baseline DR severity	<47	364	57,6	56	15,4	361	57,6	62	17,2	0,86	Convergence criterion (GCONV=1E-8) satisfied.	0,58	1,23	-0,020	Algorithm converged.	-0,073	0,033	0,89	Algorithm converged.	0,64	1,24	0,4408	0,5048	1,12	Algorithm converged.	0,81	1,56
	47 - 53	198	31,3	46	23,2	208	33,2	42	20,2	1,24	Convergence criterion (GCONV=1E-8) satisfied.	0,76	2,02	0,042	Algorithm converged.	-0,034	0,119	1,18	Algorithm converged.	0,82	1,69	0,3806		0,83	Algorithm converged.	0,59	1,21
	>53	58	9,2	13	22,4	38	6,1	9	23,7	0,83	Convergence criterion (GCONV=1E-8) satisfied.	0,31	2,26	-0,002	Algorithm converged.	-0,176	0,173	0,87	Algorithm converged.	0,40	1,89	0,7180		1,15	Algorithm converged.	0,53	2,51
	Missing	11	1,7	2	18,2	19	3,0	3	15,8	2,73	Convergence criterion (GCONV=1E-8) satisfied.	0,21	35,16	-0,028	Algorithm converged.	-0,387	0,330	1,32	Algorithm converged.	0,22	7,88	0,4281		0,76	Algorithm converged.	0,13	4,49
Baseline DR severity	<=53	562	88,9	102	18,1	569	90,7	104	18,3	0,98	Convergence criterion (GCONV=1E-8) satisfied.	0,72	1,33	-0,005	Algorithm converged.	-0,048	0,039	0,99	Algorithm converged.	0,78	1,26	0,9059	0,7942	1,01	Algorithm converged.	0,79	1,29
	>53	58	9,2	13	22,4	38	6,1	9	23,7	0,83	Convergence criterion (GCONV=1E-8) satisfied.	0,31	2,26	-0,002	Algorithm converged.	-0,176	0,173	0,87	Algorithm converged.	0,40	1,89	0,7180		1,15	Algorithm converged.	0,53	2,51
	Missing	11	1,7	2	18,2	19	3,0	3	15,8	2,73	Convergence criterion (GCONV=1E-8) satisfied.	0,21	35,16	-0,028	Algorithm converged.	-0,387	0,330	1,32	Algorithm converged.	0,22	7,88	0,4281		0,76	Algorithm converged.	0,13	4,49
Medical history: renal disease	Yes	63	10,0	13	20,6	45	7,2	3	6,7	2,82	Convergence criterion (GCONV=1E-8) satisfied.	0,73	10,89	*	WARNING: The relative Hessian convergence criterion of 0.1358356882 is greater than the limit of 0.0001. The convergence is questionable.			2,64	Algorithm converged.	0,79	8,86	0,1208	0,0403	0,38	Algorithm converged.	0,11	1,27
	No	568	89,9	104	18,3	581	92,7	113	19,4	0,93	Convergence criterion (GCONV=1E-8) satisfied.	0,69	1,25	-0,012	Algorithm converged.	-0,056	0,032	0,95	Algorithm converged.	0,75	1,21	0,6255		1,05	Algorithm converged.	0,83	1,33
Medical history: cardiac disease	Yes	510	80,7	95	18,6	498	79,4	84	16,9	1,10	Convergence criterion (GCONV=1E-8) satisfied.	0,80	1,52	0,015	Algorithm converged.	-0,031	0,062	1,10	Algorithm converged.	0,84	1,43	0,5591	0,2253	0,91	Algorithm converged.	0,70	1,19
	No	121	19,1	22	18,2	128	20,4	32	25,0	0,68	Convergence criterion (GCONV=1E-8) satisfied.	0,35	1,32	-0,061	Algorithm converged.	-0,158	0,037	0,81	Algorithm converged.	0,50	1,32	0,2345		1,23	Algorithm converged.	0,76	2,00
Medical history: vascular disease	Yes	92	14,6	26	28,3	98	15,6	19	19,4	1,83	Convergence criterion (GCONV=1E-8) satisfied.	0,92	3,67	0,136	Algorithm converged.	0,016	0,255	1,57	Algorithm converged.	0,95	2,59	0,0845	0,1144	0,64	Algorithm converged.	0,39	1,06
	No	539	85,3	91	16,9	528	84,2	97	18,4	0,91	Convergence criterion (GCONV=1E-8) satisfied.	0,68	1,25	-0,012	Algorithm converged.	-0,057	0,033	0,93	Algorithm converged.	0,72	1,20	0,5598		1,08	Algorithm converged.	0,84	1,40
Study	Rhine	319	50,5	54	16,9	315	50,2	57	18,1	0,92	Convergence criterion (GCONV=1E-8) satisfied.	0,61	1,39	-0,015	Algorithm converged.	-0,073	0,043	0,94	Algorithm converged.	0,67	1,32	0,7065	0,5737	1,06	Algorithm converged.	0,76	1,48
	Yosemite	312	49,4	63	20,2	311	49,6	59	19,0	1,08	Convergence criterion (GCONV=1E-8) satisfied.	0,73	1,61	0,015	Algorithm converged.	-0,046	0,075	1,05	Algorithm converged.	0,78	1,47	0,7008		0,93	Algorithm converged.	0,68	1,28

Test for interaction based on RR (Log-binomial regression)
* indicates convergence problem. Result is uninterpretable.
Only patients with at least one value are used for analysis. For stratification Asia and rest of the world regions are combined due to a small number of enrolled patients. The stratification factor is excluded if it is the subgroup. OR is computed by stratified analysis, RR and ARD by adjusted analysis.
Early Termination (ET) visit was mapped to closest regular visit.
Treatment policy strategy was applied to non-COVID-19 related and hypothetical strategy was applied to COVID-19 related intercurrent events. COVID-19 related intercurrent events are: Disc. of Treatment due to COVID-19, Prohibited Treatment/Therapy due to COVID-19, Missed Dose at Week 88,92 or 96 due to COVID-19 and COVID-19 Death.
Clinical cut-off: YOSEMITE 01NOV2021 and RHINE 28OCT2021

Program: root/clinical_studies/RO6867461/CDT70122/share/ACE_pool_DME_CSR_Final/prod/program/t_eff_resp.sas
Output: root/clinical_studies/RO6867461/CDT70122/share/ACE_pool_DME_CSR_Final/prod/output_bc/t_eff_resp_ag_str_QSBCV15I_PREST_ITBC_OCTNOV2021_DME.xls
28MAR2022 23:03

POPULATION: Intent-to-Treat Population B vs. C
ENDPOINT: Proportion of Patients with a >=4-point improvement from baseline in NEI VFQ-25 Color Vision subscale through Week 56
MODEL: Stratified Analysis by Study, Baseline BCVA ETDRS letter score, Prior IVT anti-VEGF therapy, Geographic region (combined)
STUDY: GR40349 & GR40398
Dichotomous Analysis (Efficacy)

		Faricimab (PTI) (N=632)				Aflibercept (N=627)				Faricimab (PTI) vs. Aflibercept																Aflibercept vs. Faricimab (PTI)			
		Patients		Patients with Event		Patients		Patients with Event		Odds Ratio					Absolute Risk Difference				Relative Risk							Relative Risk			
Name	Level	n	%	n	%	n	%	n	%	Odds Ratio		Convergence Reason	95% Lower CL	95% Upper CL	Absolute Risk		Convergence Reason	95% Lower CL	95% Upper CL	Relative Risk		Convergence Reason	95% Lower CL	95% Upper CL	p-value (Cochran-Mantel-Haenszel)	Interaction Test p-value (likelihood ratio)	Relative Risk		Convergence Reason	95% Lower CL	95% Upper CL
All	n/a	631	99,8	106	16,8	626	99,8	109	17,4	0,96		Convergence criterion (GCONV=1E-8) satisfied.	0,71	1,29	-0,006		Algorithm converged.	-0,047	0,035	0,97		Algorithm converged.	0,76	1,23	0,7761		1,03		Algorithm converged.	0,81	1,32
Study	Rhine	319	50,5	50	15,7	315	50,2	54	17,1	0,90		Convergence criterion (GCONV=1E-8) satisfied.	0,59	1,37	-0,018		Algorithm converged.	-0,075	0,039	0,92		Algorithm converged.	0,65	1,31	0,6250	0,6840	1,09		Algorithm converged.	0,77	1,54
	Yosemite	312	49,4	56	17,9	311	49,6	55	17,7	1,02		Convergence criterion (GCONV=1E-8) satisfied.	0,67	1,54	0,007		Algorithm converged.	-0,051	0,066	1,02		Algorithm converged.	0,73	1,42	0,9360		0,98		Algorithm converged.	0,70	1,38

Test for interaction based on RR (Log-binomial regression)
* indicates convergence problem. Result is uninterpretable.
Only patients with at least one value are used for analysis. For stratification Asia and rest of the world regions are combined due to a small number of enrolled patients. The stratification factor is excluded if it is the subgroup. OR is computed by stratified analysis, RR and ARD by adjusted analysis.
Early Termination (ET) visit was mapped to closest regular visit.
Treatment policy strategy was applied to non-COVID-19 related and hypothetical strategy was applied to COVID-19 related intercurrent events. COVID-19 related intercurrent events are: Disc. of Treatment due to COVID-19, Prohibited Treatment/Therapy due to COVID-19, Missed Dose at Week 44,48 or 52 due to COVID-19 and COVID-19 Death.
Clinical cut-off: YOSEMITE 01NOV2021 and RHINE 28OCT2021

Program: root/clinical_studies/RO6867461/CDT70122/share/ACE_pool_DME_CSR_Final/prod/program/t_eff_resp.sas
Output: root/clinical_studies/RO6867461/CDT70122/share/ACE_pool_DME_CSR_Final/prod/output_bc/t_eff_resp_str_QSBCV4I_W56_PREST_ITBC_OCTNOV2021_DME.xls
27MAR2022 3:34

POPULATION: Intent-to-Treat Population B vs. C
ENDPOINT: Proportion of Patients with a >=4-point improvement from baseline in NEI VFQ-25 Color Vision subscale through Week 56
MODEL: Adjusted Analysis by Study, Baseline BCVA ETDRS letter score, Prior IVT anti-VEGF therapy, Geographic region
STUDY: GR40349 & GR40398
Forest Plot of Relative Risk

Study	Total n	Aflibercept (N=627) n	Aflibercept (N=627) n Responder	Faricimab (PTI) (N=632) n	Faricimab (PTI) (N=632) n Responder	Relative Risk	95% CI
All Patients	1257	626	109	631	106	0.97	(0.76, 1.23)
Study							
Rhine	634	315	54	319	50	0.92	(0.65, 1.31)
Yosemite	623	311	55	312	56	1.02	(0.73, 1.42)

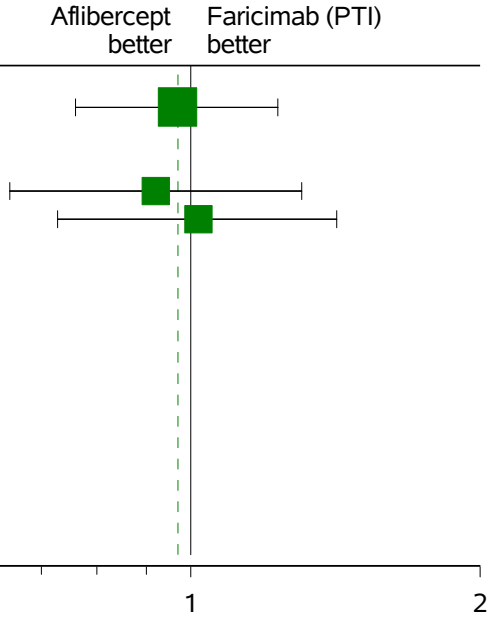

Only patients with at least one value are used for analysis. For adjustment Asia and rest of the world regions are combined due to a small number of enrolled patients.
The adjustment factor is excluded if it is the subgroup.
Early Termination (ET) visit was mapped to closest regular visit.
Treatment policy strategy was applied to non-COVID-19 related and hypothetical strategy was applied to COVID-19 related intercurrent events. COVID-19 related intercurrent events are:
Disc. of Treatment due to COVID-19, Prohibited Treatment/Therapy due to COVID-19, Missed Dose at Week 44,48 or 52 due to COVID-19 and COVID-19 Death.
Clinical cut-off: YOSEMITE 01NOV2021 and RHINE 28OCT2021
Program: root/clinical_studies/RO6867461/CDT70122/share/ACE_pool_DME_Base/prod/program/g_forest_rr.sas
Output: root/clinical_studies/RO6867461/CDT70122/share/ACE_pool_DME_CSR_Final/prod/output_bc/g_forest_rr_str_QSBCV4I_W56_PREST_ITBC_OCTNOV2021_DME.pdf 06OCT2022 17:58

POPULATION: Intent-to-Treat Population B vs. C
ENDPOINT: Proportion of Patients with a >=4-point improvement from baseline in NEI VFQ-25 Color Vision subscale through Week 56
MODEL: Stratified Analysis by Study, Baseline BCVA ETDRS letter score, Prior IVT anti-VEGF therapy, Geographic region
STUDY: GR40349 & GR40398
Forest Plot of Odds Ratio

Study	Total n	Aflibercept (N=627) n	Aflibercept (N=627) n Responder	Faricimab (PTI) (N=632) n	Faricimab (PTI) (N=632) n Responder	Odds Ratio	95% CI
All Patients	1257	626	109	631	106	0.96	(0.71, 1.29)
Study							
Rhine	634	315	54	319	50	0.90	(0.59, 1.37)
Yosemite	623	311	55	312	56	1.02	(0.67, 1.54)

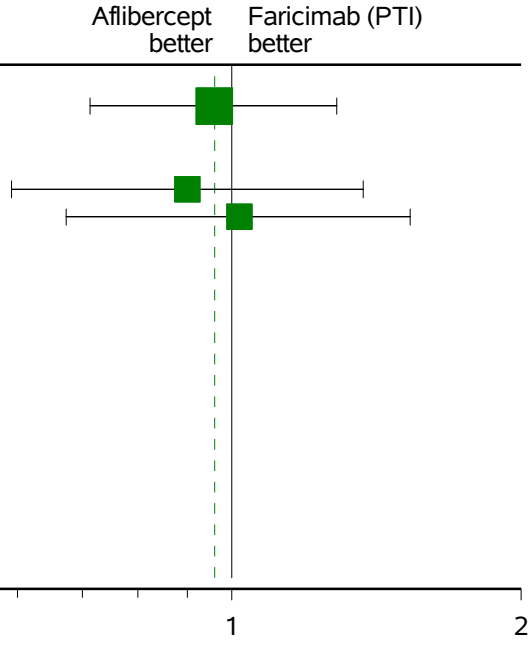

Only patients with at least one value are used for analysis. For stratification Asia and rest of the world regions are combined due to a small number of enrolled patients.
Early Termination (ET) visit was mapped to closest regular visit.
Treatment policy strategy was applied to non-COVID-19 related and hypothetical strategy was applied to COVID-19 related intercurrent events. COVID-19 related intercurrent events are:
Disc. of Treatment due to COVID-19, Prohibited Treatment/Therapy due to COVID-19, Missed Dose at Week 44,48 or 52 due to COVID-19 and COVID-19 Death.
Clinical cut-off: YOSEMITE 01NOV2021 and RHINE 28OCT2021
Program: root/clinical_studies/RO6867461/CDT70122/share/ACE_pool_DME_Base/prod/program/g_forest_or.sas
Output: root/clinical_studies/RO6867461/CDT70122/share/ACE_pool_DME_CSR_Final/prod/output_bc/g_forest_or_str_QSBCV4I_W56_PREST_ITBC_OCTNOV2021_DME.pdf 30SEP2022 12:42

POPULATION: Intent-to-Treat Population B vs. C
ENDPOINT: Proportion of Patients with a >=4-point improvement from baseline in NEI VFQ-25 Color Vision subscale through Week 56
MODEL: Stratified Analysis by Study, Baseline BCVA ETDRS letter score, Prior IVT anti-VEGF therapy, Geographic region (combined)
STUDY: GR40349 & GR40398
Dichotomous Analysis by Subgroups (Efficacy)

		Faricimab (PT) (N=632)				Aflibercept (N=627)				Faricimab (PT) vs. Aflibercept																Aflibercept vs. Faricimab (PT)			
		Patients		Patients with Event		Patients		Patients with Event		Odds Ratio				Absolute Risk Difference					Relative Risk							Relative Risk			
Name	Level	n	%	n	%	n	%	n	%	Odds Ratio	Convergence Reason	95% Lower CL	95% Upper CL	Absolute Risk	Convergence Reason	95% Lower CL	95% Upper CL	Relative Risk	Convergence Reason	95% Lower CL	95% Upper CL	p-value (Cochran-Mantel Haenszel)	p-value (likelihood ratio)	Relative Risk	Convergence Reason	95% Lower CL	95% Upper CL
All	n/a	631	99,8	106	16,8	626	99,8	109	17,4	0,96	Convergence criterion (GCONV=1E-8) satisfied.	0,75	1,29	-0,006	Algorithm converged.	-0,047	0,035	0,97	Algorithm converged.	0,76	1,23	0,7761		1,03	Algorithm converged.	0,81	1,32
Sex	Male	395	62,5	63	15,9	364	58,1	60	16,5	0,95	Convergence criterion (GCONV=1E-8) satisfied.	0,63	1,41	-0,007	Algorithm converged.	-0,058	0,043	0,97	Algorithm converged.	0,70	1,33	0,8096	0,9854	1,03	Algorithm converged.	0,73	1,42
	Female	236	37,3	43	18,2	262	41,8	49	18,7	0,95	Convergence criterion (GCONV=1E-8) satisfied.	0,60	1,49	-0,007	Algorithm converged.	-0,076	0,062	0,98	Algorithm converged.	0,68	1,41	0,8139		1,02	Algorithm converged.	0,71	1,48
Age	< 65 years	351	55,5	60	17,1	363	57,9	58	16,0	1,09	Convergence criterion (GCONV=1E-8) satisfied.	0,73	1,63	0,011	Algorithm converged.	-0,042	0,064	1,10	Algorithm converged.	0,79	1,52	0,6608	0,2878	0,91	Algorithm converged.	0,66	1,27
	>= 65 years	280	44,3	46	16,4	263	41,9	51	19,4	0,81	Convergence criterion (GCONV=1E-8) satisfied.	0,52	1,26	-0,022	Algorithm converged.	-0,088	0,044	0,83	Algorithm converged.	0,59	1,21	0,3470		1,18	Algorithm converged.	0,83	1,69
Age	< 75 years	576	91,1	99	17,2	571	91,1	97	17,0	1,02	Convergence criterion (GCONV=1E-8) satisfied.	0,75	1,39	0,001	Algorithm converged.	-0,041	0,044	1,02	Algorithm converged.	0,79	1,31	0,9913	0,1757	0,98	Algorithm converged.	0,76	1,26
	>= 75 years	55	8,7	7	12,7	55	8,8	12	21,8	0,46	Convergence criterion (GCONV=1E-8) satisfied.	0,17	1,26	-0,099	Algorithm converged.	-0,261	0,064	0,57	Algorithm converged.	0,24	1,34	0,1247		1,76	Algorithm converged.	0,75	4,15
Baseline BCVA ETDRS letter score	< 64 letters	281	44,5	60	21,4	284	45,3	61	21,5	1,00	Convergence criterion (GCONV=1E-8) satisfied.	0,67	1,49	0,002	Algorithm converged.	-0,066	0,070	0,99	Algorithm converged.	0,72	1,36	0,9901	0,8303	1,01	Algorithm converged.	0,74	1,38
	>= 64 letters	348	55,1	46	13,2	340	54,5	48	14,0	0,93	Convergence criterion (GCONV=1E-8) satisfied.	0,61	1,44	-0,009	Algorithm converged.	-0,060	0,043	0,94	Algorithm converged.	0,65	1,37	0,7557		1,06	Algorithm converged.	0,73	1,53
	Missing	2	0,3	0	0,0	0	0,0	0	0,0	NE		NE	NE	NE	NE	NE	NE	NE	NE	NE	NE	NE		NE	NE	NE	NE
Geographic region	Europe	219	34,7	38	17,4	219	34,9	39	17,8	0,94	Convergence criterion (GCONV=1E-8) satisfied.	0,57	1,55	-0,003	Algorithm converged.	-0,072	0,066	0,95	Algorithm converged.	0,64	1,42	0,8178	0,9525	1,05	Algorithm converged.	0,70	1,57
	America	343	54,3	57	16,6	338	54,1	59	17,4	0,94	Convergence criterion (GCONV=1E-8) satisfied.	0,63	1,41	-0,004	Algorithm converged.	-0,060	0,052	0,95	Algorithm converged.	0,68	1,32	0,7773		1,05	Algorithm converged.	0,76	1,47
	Asia Pacific (inc. Australia)	69	10,9	11	15,9	68	10,8	11	16,2	0,94	Convergence criterion (GCONV=1E-8) satisfied.	0,37	2,37	-0,019	Algorithm converged.	-0,164	0,125	1,03	Algorithm converged.	0,48	2,22	0,8945		0,97	Algorithm converged.	0,45	2,08
Race/ethnicity	White	489	77,4	75	15,3	505	80,5	89	17,6	0,84	Convergence criterion (GCONV=1E-8) satisfied.	0,60	1,18	-0,018	Algorithm converged.	-0,064	0,027	0,87	Algorithm converged.	0,68	1,15	0,3238	0,6221	1,13	Algorithm converged.	0,87	1,52
	Asian	62	9,8	12	19,4	58	9,4	10	16,9	1,13	Convergence criterion (GCONV=1E-8) satisfied.	0,43	2,87	0,034	Algorithm converged.	-0,151	0,220	1,20	Algorithm converged.	0,56	2,55	0,8303		0,83	Algorithm converged.	0,39	1,78
	Other	54	8,5	11	20,4	47	7,5	8	17,0	1,52	Convergence criterion (GCONV=1E-8) satisfied.	0,52	4,44	0,051	Algorithm converged.	-0,100	0,201	1,33	Algorithm converged.	0,59	2,98	0,4397		0,75	Algorithm converged.	0,33	1,70
	Unknown	26	4,1	8	30,8	19	2,4	2	13,3	1,82	Convergence criterion (GCONV=1E-8) satisfied.	0,27	12,06	*	ERROR: The mean parameter is either invalid or at a limit of its range for some observations.			*	WARNING: The relative Hessian convergence criterion of 0.1771645544 is greater than the limit of 0.0001. The convergence is questionable.					*	WARNING: The relative Hessian convergence criterion of 0.1771645544 is greater than the limit of 0.0001. The convergence is questionable.		
Baseline HbAlc	<=8%	403	63,8	67	16,6	398	63,6	68	17,0	0,97	Convergence criterion (GCONV=1E-8) satisfied.	0,67	1,40	-0,009	Algorithm converged.	-0,061	0,042	0,98	Algorithm converged.	0,72	1,33	0,8639	0,7896	1,02	Algorithm converged.	0,75	1,39
	>8%	221	35,0	37	16,7	222	35,4	40	18,0	0,89	Convergence criterion (GCONV=1E-8) satisfied.	0,54	1,46	-0,026	Algorithm converged.	-0,073	0,061	0,91	Algorithm converged.	0,61	1,36	0,6395		1,09	Algorithm converged.	0,73	1,63
	Missing	7	1,1	2	28,6	5	0,8	1	20,0	NE	Convergence criterion (ABSGCONV=0) satisfied.	NE	NE	*	ERROR: The mean parameter is either invalid or at a limit of its range for some observations.			*	WARNING: The relative Hessian convergence criterion of 1.8069185584 is greater than the limit of 0.0001. The convergence is questionable.					*	WARNING: The relative Hessian convergence criterion of 1.8069185584 is greater than the limit of 0.0001. The convergence is questionable.		
Prior IVT anti-VEGF therapy	Yes	133	21,0	21	15,8	137	21,9	16	11,7	1,41	Convergence criterion (GCONV=1E-8) satisfied.	0,71	2,83	0,043	Algorithm converged.	-0,040	0,126	1,36	Algorithm converged.	0,74	2,49	0,3254	0,2096	0,74	Algorithm converged.	0,40	1,35
	No	498	78,8	85	17,1	489	78,0	93	19,0	0,87	Convergence criterion (GCONV=1E-8) satisfied.	0,63	1,21	-0,022	Algorithm converged.	-0,068	0,025	0,90	Algorithm converged.	0,69	1,17	0,4132		1,11	Algorithm converged.	0,89	1,44
Baseline DR severity	<47	364	57,6	51	14,0	361	57,6	57	15,8	0,85	Convergence criterion (GCONV=1E-8) satisfied.	0,56	1,27	-0,020	Algorithm converged.	-0,071	0,032	0,88	Algorithm converged.	0,62	1,23	0,4208	0,6217	1,13	Algorithm converged.	0,80	1,61
	47 - 53	188	31,3	42	21,2	208	33,2	40	19,2	1,19	Convergence criterion (GCONV=1E-8) satisfied.	0,72	1,95	0,030	Algorithm converged.	-0,043	0,103	1,13	Algorithm converged.	0,78	1,63	0,4969		0,88	Algorithm converged.	0,60	1,28
	>53	58	9,2	11	19,0	38	6,1	9	23,7	0,65	Convergence criterion (GCONV=1E-8) satisfied.	0,24	1,80	-0,037	Algorithm converged.	-0,208	0,133	0,71	Algorithm converged.	0,32	1,58	0,4099		1,40	Algorithm converged.	0,63	3,13
	Missing	11	1,7	2	18,2	19	3,0	3	15,8	2,73	Convergence criterion (GCONV=1E-8) satisfied.	0,21	35,16	-0,028	Algorithm converged.	-0,387	0,330	1,32	Algorithm converged.	0,22	7,88	0,4281		0,76	Algorithm converged.	0,13	4,49
Baseline DR severity	<=53	582	88,9	93	16,3	569	90,7	97	17,0	0,93	Convergence criterion (GCONV=1E-8) satisfied.	0,70	1,36	-0,008	Algorithm converged.	-0,050	0,031	0,97	Algorithm converged.	0,73	1,25	0,7642	0,9067	1,03	Algorithm converged.	0,80	1,34
	>53	58	9,2	11	19,0	38	6,1	9	23,7	0,65	Convergence criterion (GCONV=1E-8) satisfied.	0,24	1,80	-0,037	Algorithm converged.	-0,208	0,133	0,71	Algorithm converged.	0,32	1,58	0,4099		1,40	Algorithm converged.	0,63	3,13
	Missing	11	1,7	2	18,2	19	3,0	3	15,8	2,73	Convergence criterion (GCONV=1E-8) satisfied.	0,21	35,16	-0,028	Algorithm converged.	-0,387	0,330	1,32	Algorithm converged.	0,22	7,88	0,4281		0,76	Algorithm converged.	0,13	4,49
Medical history: renal disease	Yes	63	10,0	12	19,0	45	7,2	3	6,7	2,74	Convergence criterion (GCONV=1E-8) satisfied.	0,70	10,70	*	WARNING: The relative Hessian convergence criterion of 0.215433481 is greater than the limit of 0.0001. The convergence is questionable.			2,39	Algorithm converged.	0,71	8,12	0,1338	0,0563	0,42	Algorithm converged.	0,12	1,42
	No	568	89,9	94	16,5	581	92,7	106	18,2	0,89	Convergence criterion (GCONV=1E-8) satisfied.	0,65	1,21	-0,018	Algorithm converged.	-0,060	0,025	0,92	Algorithm converged.	0,71	1,18	0,4552		1,09	Algorithm converged.	0,85	1,40
Medical history: cardiac disease	Yes	510	80,7	87	17,1	498	79,4	80	16,1	1,05	Convergence criterion (GCONV=1E-8) satisfied.	0,75	1,46	0,009	Algorithm converged.	-0,037	0,054	1,05	Algorithm converged.	0,80	1,39	0,7863	0,2450	0,95	Algorithm converged.	0,72	1,25
	No	121	19,1	19	15,7	128	20,4	29	22,7	0,62	Convergence criterion (GCONV=1E-8) satisfied.	0,31	1,24	-0,068	Algorithm converged.	-0,159	0,023	0,79	Algorithm converged.	0,47	1,34	0,1747		1,26	Algorithm converged.	0,75	2,12
Medical history: vascular disease	Yes	92	14,6	21	22,8	98	15,6	18	18,4	1,43	Convergence criterion (GCONV=1E-8) satisfied.	0,70	2,95	0,076	Algorithm converged.	-0,042	0,184	1,37	Algorithm converged.	0,79	2,38	0,3257	0,3517	0,73	Algorithm converged.	0,42	1,27
	No	539	85,3	85	15,8	528	84,2	91	17,2	0,90	Convergence criterion (GCONV=1E-8) satisfied.	0,65	1,25	-0,011	Algorithm converged.	-0,053	0,032	0,92	Algorithm converged.	0,70	1,20	0,5421		1,09	Algorithm converged.	0,83	1,42
Study	Rhine	319	50,5	50	15,7	313	50,2	54	17,1	0,90	Convergence criterion (GCONV=1E-8) satisfied.	0,59	1,37	-0,018	Algorithm converged.	-0,075	0,039	0,92	Algorithm converged.	0,65	1,31	0,6250	0,6840	1,09	Algorithm converged.	0,77	1,54
	Yosemite	312	49,4	56	17,9	313	49,8	55	17,7	1,02	Convergence criterion (GCONV=1E-8) satisfied.	0,67	1,54	0,007	Algorithm converged.	-0,051	0,064	1,02	Algorithm converged.	0,73	1,42	0,9360		0,98	Algorithm converged.	0,70	1,38

Test for interaction based on RR (Log-binomial regression)
* indicates convergence problem. Result is uninterpretable.
Only patients with at least one value are used for analysis. For stratification Asia and rest of the world regions are combined due to a small number of enrolled patients. The stratification factor is excluded if it is the subgroup. OR is computed by stratified analysis, RR and ARD by adjusted analysis.
Early Termination (ET) visit was mapped to closest regular visit.
Treatment policy strategy was applied to non-COVID-19 related and hypothetical strategy was applied to COVID-19 related intercurrent events. COVID-19 related intercurrent events are: Disc. of Treatment due to COVID-19, Prohibited Treatment/Therapy due to COVID-19, Missed Dose at Week 44,48 or 52 due to COVID-19 and COVID-19 Death.
Clinical cut-off: YOSEMITE 01NOV2021 and RHINE 28OCT2021

Program: root/clinical studies/RO6867461/CDT70122/share/ACE pool DME CSR Final/prod/program/t eff resp.sas
Output: root/clinical_studies/RO6867461/CDT70122/share/ACE_pool_DME_CSR_Final/prod/output_bc/t_eff_resp_ag_str_QSBCV41_W56_PREST_ITBC_OCTNOV2021_DME.xls
28MAR2022 19:11

POPULATION: Intent-to-Treat Population B vs. C
ENDPOINT: Proportion of Patients with a >=4-point improvement from baseline in NEI VFQ-25 Color Vision subscale throughout the Entire Study
MODEL: Stratified Analysis by Study, Baseline BCVA ETDRS letter score, Prior IVT anti-VEGF therapy, Geographic region (combined)
STUDY: GR40349 & GR40398
Dichotomous Analysis (Efficacy)

		Faricimab (PTI) (N=632)				Aflibercept (N=627)				Faricimab (PTI) vs. Aflibercept																Aflibercept vs. Faricimab (PTI)			
		Patients		Patients with Event		Patients		Patients with Event		Odds Ratio					Absolute Risk Difference				Relative Risk							Relative Risk			
Name	Level	n	%	n	%	n	%	n	%	Odds Ratio		Convergence Reason	95% Lower CL	95% Upper CL	Absolute Risk		Convergence Reason	95% Lower CL	95% Upper CL	Relative Risk		Convergence Reason	95% Lower CL	95% Upper CL	p-value (Cochran Mantel-Haenszel)	Interaction Test p-value (likelihood ratio)	Relative Risk		Convergence Reason	95% Lower CL	95% Upper CL
All	n/a	631	99,8	117	18,5	626	99,8	116	18,5	1,00		Convergence criterion (GCONV=1E-8) satisfied.	0,75	1,33	0,000		Algorithm converged.	-0,042	0,042	1,01		Algorithm converged.	0,80	1,26	0,9891		0,99		Algorithm converged.	0,79	1,25
Study	Rhine	319	50,5	54	16,9	315	50,2	57	18,1	0,92		Convergence criterion (GCONV=1E-8) satisfied.	0,61	1,39	-0,015		Algorithm converged.	-0,073	0,043	0,94		Algorithm converged.	0,67	1,32	0,7065	0,5737	1,06		Algorithm converged.	0,76	1,48
	Yosemite	312	49,4	63	20,2	311	49,6	59	19,0	1,08		Convergence criterion (GCONV=1E-8) satisfied.	0,73	1,61	0,015		Algorithm converged.	-0,046	0,075	1,07		Algorithm converged.	0,78	1,47	0,7008		0,93		Algorithm converged.	0,68	1,28

Test for interaction based on RR (Log-binomial regression)
* indicates convergence problem. Result is uninterpretable.
Only patients with at least one value are used for analysis. For stratification Asia and rest of the world regions are combined due to a small number of enrolled patients. The stratification factor is excluded if it is the subgroup. OR is computed by stratified analysis, RR and ARD by adjusted analysis.
Early Termination (ET) visit was mapped to closest regular visit.
Treatment policy strategy was applied to non-COVID-19 related and hypothetical strategy was applied to COVID-19 related intercurrent events. COVID-19 related intercurrent events are: Disc. of Treatment due to COVID-19, Prohibited Treatment/Therapy due to COVID-19, Missed Dose at Week 88,92 or 96 due to COVID-19 and COVID-19 Death.
Clinical cut-off: YOSEMITE 01NOV2021 and RHINE 28OCT2021

Program: root/clinical_studies/RO6867461/CDT70122/share/ACE_pool_DME_CSR_Final/prod/program/t_eff_resp.sas
Output: root/clinical_studies/RO6867461/CDT70122/share/ACE_pool_DME_CSR_Final/prod/output_bc/t_eff_resp_str_QSBCV4I_PREST_ITBC_OCTNOV2021_DME.xls
27MAR2022 3:39

POPULATION: Intent-to-Treat Population B vs. C
ENDPOINT: Proportion of Patients with a >=4-point improvement from baseline in NEI VFQ-25 Color Vision subscale throughout the Entire Study
MODEL: Adjusted Analysis by Study, Baseline BCVA ETDRS letter score, Prior IVT anti-VEGF therapy, Geographic region
STUDY: GR40349 & GR40398
Forest Plot of Relative Risk

Study	Total n	Aflibercept (N=627) n	Aflibercept (N=627) n Responder	Faricimab (PTI) (N=632) n	Faricimab (PTI) (N=632) n Responder	Relative Risk	95% CI
All Patients	1257	626	116	631	117	1.01	(0.80, 1.26)
Study							
Rhine	634	315	57	319	54	0.94	(0.67, 1.32)
Yosemite	623	311	59	312	63	1.07	(0.78, 1.47)

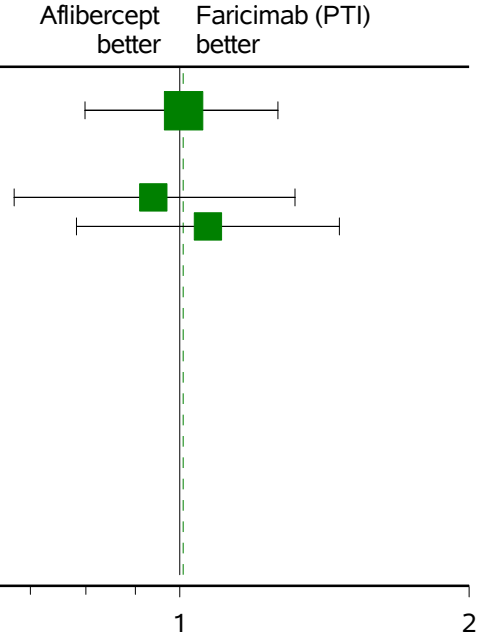

Only patients with at least one value are used for analysis. For adjustment Asia and rest of the world regions are combined due to a small number of enrolled patients.
The adjustment factor is excluded if it is the subgroup.
Early Termination (ET) visit was mapped to closest regular visit.
Treatment policy strategy was applied to non-COVID-19 related and hypothetical strategy was applied to COVID-19 related intercurrent events. COVID-19 related intercurrent events are:
Disc. of Treatment due to COVID-19, Prohibited Treatment/Therapy due to COVID-19, Missed Dose at Week 88,92 or 96 due to COVID-19 and COVID-19 Death.
Clinical cut-off: YOSEMITE 01NOV2021 and RHINE 28OCT2021
Program: root/clinical_studies/RO6867461/CDT70122/share/ACE_pool_DME_Base/prod/program/g_forest_rr.sas
Output: root/clinical_studies/RO6867461/CDT70122/share/ACE_pool_DME_CSR_Final/prod/output_bc/g_forest_rr_str_QSBCV4I_PREST_ITBC_OCTNOV2021_DME.pdf 06OCT2022 18:01

POPULATION: Intent-to-Treat Population B vs. C
ENDPOINT: Proportion of Patients with a >=4-point improvement from baseline in NEI VFQ-25 Color Vision subscale throughout the Entire Study
MODEL: Stratified Analysis by Study, Baseline BCVA ETDRS letter score, Prior IVT anti-VEGF therapy, Geographic region
STUDY: GR40349 & GR40398
Forest Plot of Odds Ratio

		Aflibercept (N=627)		Faricimab (PTI) (N=632)				
Study	**Total n**	**n**	**n Responder**	**n**	**n Responder**	**Odds Ratio**	**95% CI**	Aflibercept better / Faricimab (PTI) better
All Patients	1257	626	116	631	117	1.00	(0.75, 1.33)	
Study								
Rhine	634	315	57	319	54	0.92	(0.61, 1.39)	
Yosemite	623	311	59	312	63	1.08	(0.73, 1.61)	

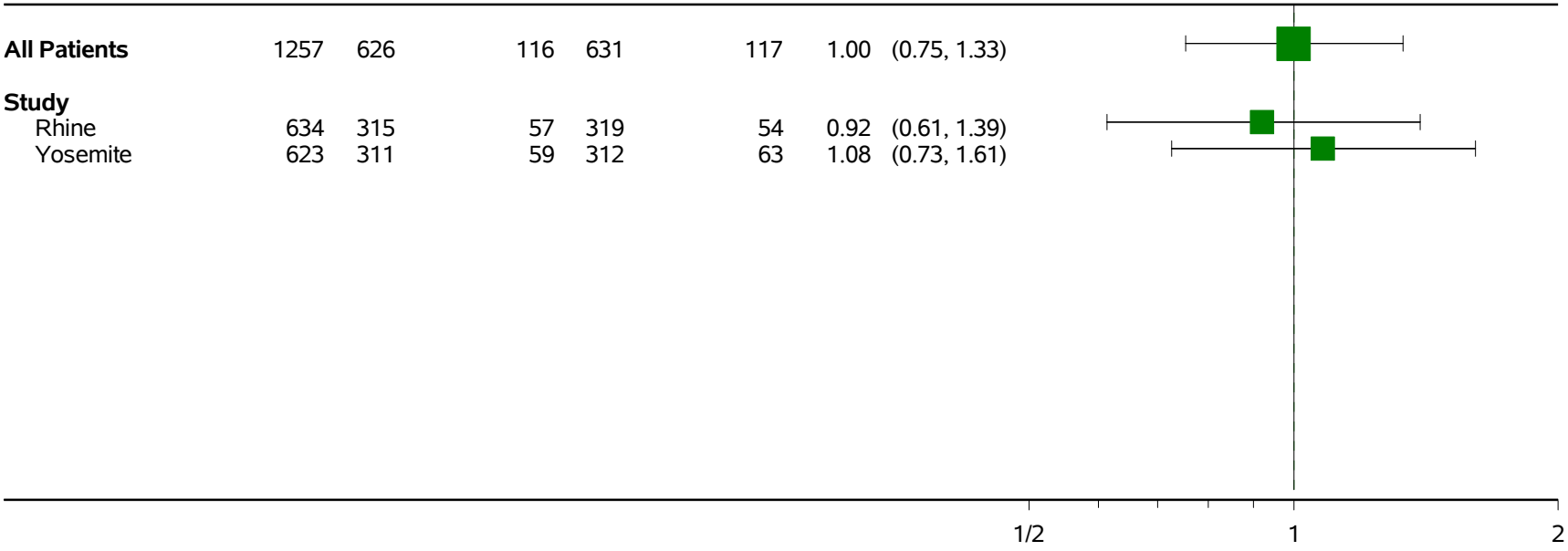

Only patients with at least one value are used for analysis. For stratification Asia and rest of the world regions are combined due to a small number of enrolled patients.
Early Termination (ET) visit was mapped to closest regular visit.
Treatment policy strategy was applied to non-COVID-19 related and hypothetical strategy was applied to COVID-19 related intercurrent events. COVID-19 related intercurrent events are:
Disc. of Treatment due to COVID-19, Prohibited Treatment/Therapy due to COVID-19, Missed Dose at Week 88,92 or 96 due to COVID-19 and COVID-19 Death.
Clinical cut-off: YOSEMITE 01NOV2021 and RHINE 28OCT2021
Program: root/clinical_studies/RO6867461/CDT70122/share/ACE_pool_DME_Base/prod/program/g_forest_or.sas
Output: root/clinical_studies/RO6867461/CDT70122/share/ACE_pool_DME_CSR_Final/prod/output_bc/g_forest_or_str_QSBCV4I_PREST_ITBC_OCTNOV2021_DME.pdf 30SEP2022 12:44

POPULATION: Intent-to-Treat Population B vs. C
ENDPOINT: Proportion of Patients with a >=4-point improvement from baseline in NEI VFQ-25 Color Vision subscale throughout the Entire Study
MODEL: Stratified Analysis by Study, Baseline BCVA ETDRS letter score, Prior IVT anti-VEGF therapy, Geographic region (combined)
STUDY: GR40349 & GR40398
Dichotomous Analysis by Subgroups (Efficacy)

		Faricimab (PTI) (N=632)				Aflibercept (N=627)				Faricimab (PTI) vs. Aflibercept														Aflibercept vs. Faricimab (PTI)					
		Patients		Patients with Event		Patients		Patients with Event		Odds Ratio				Absolute Risk Difference				Relative Risk						Relative Risk					
Name	Level	n	%	n	%	n	%	n	%	Odds Ratio	Convergence Reason	95% Lower CL	95% Upper CL	Absolute Risk	Convergence Reason	95% Lower CL	95% Upper CL	Relative Risk	Convergence Reason	95% Lower CL	95% Upper CL	p (Cochran-Mantel-Haenszel)	Interaction Test p-value (likelihood ratio)	Relative Risk	Convergence Reason	95% Lower CL	95% Upper CL
All	n/a	631	99,8	117	18,5	626	99,8	118	18,8	1,00	Convergence criterion (GCONV=1E-8) satisfied.	0,73	1,33	0,000	Algorithm converged.	-0,042	0,042	1,01	Algorithm converged.	0,80	1,26	0,9891		0,99	Algorithm converged.	0,79	1,25
Sex	Male	395	62,5	67	17,0	364	58,1	63	17,3	0,97	Convergence criterion (GCONV=1E-8) satisfied.	0,66	1,41	-0,004	Algorithm converged.	-0,055	0,048	0,98	Algorithm converged.	0,72	1,33	0,8596	0,7587	1,02	Algorithm converged.	0,76	1,39
	Female	236	37,3	50	21,2	262	41,8	53	20,2	1,04	Convergence criterion (GCONV=1E-8) satisfied.	0,68	1,61	0,004	Algorithm converged.	-0,088	0,076	1,06	Algorithm converged.	0,75	1,49	0,8493		0,95	Algorithm converged.	0,67	1,33
Age	< 65 years	351	55,5	66	18,8	363	57,9	63	17,4	1,11	Convergence criterion (GCONV=1E-8) satisfied.	0,76	1,64	0,015	Algorithm converged.	-0,040	0,070	1,11	Algorithm converged.	0,81	1,51	0,5647	0,3805	0,90	Algorithm converged.	0,66	1,23
	>= 65 years	280	44,3	51	18,2	263	41,9	53	20,2	0,88	Convergence criterion (GCONV=1E-8) satisfied.	0,57	1,36	-0,014	Algorithm converged.	-0,081	0,053	0,91	Algorithm converged.	0,65	1,28	0,5774		1,10	Algorithm converged.	0,78	1,55
Age	< 75 years	576	91,1	110	19,1	571	91,1	104	18,2	1,07	Convergence criterion (GCONV=1E-8) satisfied.	0,79	1,44	0,008	Algorithm converged.	-0,036	0,051	1,06	Algorithm converged.	0,83	1,35	0,6698	0,1459	0,94	Algorithm converged.	0,74	1,20
	>= 75 years	55	8,7	7	12,7	55	8,8	12	21,8	0,46	Convergence criterion (GCONV=1E-8) satisfied.	0,17	1,26	-0,099	Algorithm converged.	-0,261	0,064	0,57	Algorithm converged.	0,24	1,34	0,1247		1,76	Algorithm converged.	0,75	4,15
Baseline BCVA ETDRS letter score	< 64 letters	281	44,5	66	23,5	284	45,3	66	23,2	1,02	Convergence criterion (GCONV=1E-8) satisfied.	0,69	1,51	0,004	Algorithm converged.	-0,065	0,073	1,01	Algorithm converged.	0,75	1,37	0,9259	0,9636	0,99	Algorithm converged.	0,73	1,33
	>= 64 letters	348	55,1	51	14,7	342	54,5	50	14,6	1,00	Convergence criterion (GCONV=1E-8) satisfied.	0,69	1,53	-0,001	Algorithm converged.	-0,054	0,052	1,00	Algorithm converged.	0,70	1,44	0,9892		1,00	Algorithm converged.	0,70	1,43
	Missing	2	0,3	0	0,0	0	0,0	0	0,0	NE		NE	NE	NE	NE	NE	NE	NE	NE	NE	NE	NE		NE	NE	NE	NE
Geographic region	Europe	219	34,7	44	20,1	219	34,9	43	18,7	1,07	Convergence criterion (GCONV=1E-8) satisfied.	0,68	1,73	0,013	Algorithm converged.	-0,057	0,087	1,03	Algorithm converged.	0,72	1,53	0,7762	0,7933	0,95	Algorithm converged.	0,63	1,39
	America	343	54,3	60	17,5	339	54,1	63	18,6	0,93	Convergence criterion (GCONV=1E-8) satisfied.	0,63	1,37	-0,006	Algorithm converged.	-0,063	0,052	0,93	Algorithm converged.	0,68	1,28	0,7053		1,07	Algorithm converged.	0,78	1,47
	Asia Pacific (inc. Australia)	69	10,9	13	18,8	68	10,8	12	17,6	1,05	Convergence criterion (GCONV=1E-8) satisfied.	0,46	2,52	0,004	Algorithm converged.	-0,132	0,140	1,12	Algorithm converged.	0,55	2,29	0,9144		0,89	Algorithm converged.	0,46	1,82
Race/ethnicity	White	489	77,4	82	16,8	505	80,5	93	18,8	0,87	Convergence criterion (GCONV=1E-8) satisfied.	0,63	1,20	-0,017	Algorithm converged.	-0,064	0,030	0,89	Algorithm converged.	0,68	1,16	0,3944	0,4175	1,12	Algorithm converged.	0,86	1,46
	Asian	62	9,8	15	24,2	59	9,4	11	18,6	1,32	Convergence criterion (GCONV=1E-8) satisfied.	0,53	3,26	0,068	Algorithm converged.	-0,084	0,220	1,37	Algorithm converged.	0,68	2,73	0,5519		0,73	Algorithm converged.	0,37	1,46
	Other	54	8,5	12	22,2	47	7,5	8	17,0	1,66	Convergence criterion (GCONV=1E-8) satisfied.	0,58	4,74	0,071	Algorithm converged.	-0,084	0,226	1,41	Algorithm converged.	0,63	3,16	0,3380		0,71	Algorithm converged.	0,32	1,58
	Unknown	26	4,1	8	30,8	15	2,4	2	13,3	1,82	Convergence criterion (GCONV=1E-8) satisfied.	0,27	12,06	*	ERROR: The mean parameter is either invalid or at a limit of its range for some observations.			*	WARNING: The relative Hessian convergence criterion of 0.1771645544 is greater than the limit of 0.0001. The convergence is questionable.					*	WARNING: The relative Hessian convergence criterion of 0.1771645544 is greater than the limit of 0.0001. The convergence is questionable.		
Baseline HbA1c	<=8%	403	63,9	75	18,6	399	63,6	72	18,0	1,04	Convergence criterion (GCONV=1E-8) satisfied.	0,73	1,49	0,005	Algorithm converged.	-0,053	0,053	1,04	Algorithm converged.	0,78	1,39	0,8260	0,6132	0,96	Algorithm converged.	0,72	1,29
	>8%	221	35,0	40	18,1	222	35,4	43	19,4	0,90	Convergence criterion (GCONV=1E-8) satisfied.	0,59	1,46	-0,068	Algorithm converged.	-0,078	0,061	0,93	Algorithm converged.	0,83	1,36	0,6663		1,08	Algorithm converged.	0,74	1,58
	Missing	7	1,1	2	28,6	5	0,8	1	20,0	NE	Convergence criterion (ABSGCONV=0) satisfied.	NE	NE	*	ERROR: The mean parameter is either invalid or at a limit of its range for some observations.			*	WARNING: The relative Hessian convergence criterion of 1.8069185584 is greater than the limit of 0.0001. The convergence is questionable.					*	WARNING: The relative Hessian convergence criterion of 1.8069185584 is greater than the limit of 0.0001. The convergence is questionable.		
Prior IVT anti-VEGF therapy	Yes	133	21,0	22	16,5	137	21,9	18	13,1	1,31	Convergence criterion (GCONV=1E-8) satisfied.	0,67	2,55	0,038	Algorithm converged.	-0,048	0,124	1,26	Algorithm converged.	0,71	2,25	0,4328	0,3737	0,79	Algorithm converged.	0,45	1,41
	No	498	78,8	95	19,1	489	78,0	98	20,0	0,94	Convergence criterion (GCONV=1E-8) satisfied.	0,68	1,29	-0,013	Algorithm converged.	-0,061	0,035	0,96	Algorithm converged.	0,75	1,23	0,6903		1,04	Algorithm converged.	0,81	1,34
Baseline DR severity	<47	364	57,8	56	15,4	361	57,8	62	17,2	0,86	Convergence criterion (GCONV=1E-8) satisfied.	0,58	1,27	-0,020	Algorithm converged.	-0,073	0,033	0,89	Algorithm converged.	0,64	1,24	0,4406	0,5045	1,12	Algorithm converged.	0,81	1,56
	47 - 53	198	31,4	46	23,2	208	33,2	42	20,2	1,24	Convergence criterion (GCONV=1E-8) satisfied.	0,76	2,02	0,042	Algorithm converged.	-0,034	0,118	1,18	Algorithm converged.	0,82	1,69	0,3806		0,85	Algorithm converged.	0,59	1,21
	>53	58	9,2	13	22,4	38	6,1	9	23,7	0,83	Convergence criterion (GCONV=1E-8) satisfied.	0,31	2,26	-0,092	Algorithm converged.	-0,176	0,173	0,87	Algorithm converged.	0,40	1,89	0,7180		1,15	Algorithm converged.	0,53	2,51
	Missing	11	1,7	2	18,2	19	3,0	3	15,8	2,73	Convergence criterion (GCONV=1E-8) satisfied.	0,21	35,16	-0,028	Algorithm converged.	-0,387	0,330	1,32	Algorithm converged.	0,22	7,88	0,4281		0,76	Algorithm converged.	0,13	4,49
Baseline DR severity	<=53	562	88,9	102	18,1	569	90,7	104	18,3	0,98	Convergence criterion (GCONV=1E-8) satisfied.	0,72	1,33	-0,005	Algorithm converged.	-0,049	0,039	0,99	Algorithm converged.	0,78	1,26	0,9059	0,7942	1,01	Algorithm converged.	0,79	1,29
	>53	58	9,2	13	22,4	38	6,1	9	23,7	0,83	Convergence criterion (GCONV=1E-8) satisfied.	0,31	2,26	-0,092	Algorithm converged.	-0,176	0,173	0,87	Algorithm converged.	0,40	1,89	0,7180		1,15	Algorithm converged.	0,53	2,51
	Missing	11	1,7	2	18,2	19	3,0	3	15,8	2,73	Convergence criterion (GCONV=1E-8) satisfied.	0,21	35,16	-0,028	Algorithm converged.	-0,387	0,330	1,32	Algorithm converged.	0,22	7,88	0,4281		0,76	Algorithm converged.	0,13	4,49
Medical history: renal disease	Yes	63	10,0	13	20,6	45	7,2	3	6,7	2,82	Convergence criterion (GCONV=1E-8) satisfied.	0,73	10,89	*	WARNING: The relative Hessian convergence criterion of 0.1358356882 is greater than the limit of 0.0001. The convergence is questionable.			2,64	Algorithm converged.	0,79	8,86	0,1208	0,0405	0,38	Algorithm converged.	0,21	1,27
	No	568	89,9	104	18,3	581	92,7	113	19,4	0,93	Convergence criterion (GCONV=1E-8) satisfied.	0,69	1,25	-0,012	Algorithm converged.	-0,056	0,032	0,95	Algorithm converged.	0,75	1,21	0,6255		1,05	Algorithm converged.	0,83	1,33
Medical history: cardiac disease	Yes	510	80,7	95	18,6	498	79,4	84	16,9	1,10	Convergence criterion (GCONV=1E-8) satisfied.	0,80	1,52	0,013	Algorithm converged.	-0,031	0,062	1,10	Algorithm converged.	0,84	1,43	0,5591	0,2255	0,91	Algorithm converged.	0,70	1,19
	No	121	19,1	22	18,2	128	20,4	32	25,0	0,68	Convergence criterion (GCONV=1E-8) satisfied.	0,39	1,32	-0,063	Algorithm converged.	-0,158	0,037	0,81	Algorithm converged.	0,50	1,32	0,2545		1,23	Algorithm converged.	0,76	2,00
Medical history: vascular disease	Yes	92	14,6	26	28,3	98	15,6	19	19,4	1,83	Convergence criterion (GCONV=1E-8) satisfied.	0,92	3,67	0,136	Algorithm converged.	0,016	0,255	1,57	Algorithm converged.	0,95	2,59	0,0845	0,1144	0,64	Algorithm converged.	0,39	1,06
	No	539	85,3	91	16,9	528	84,2	87	18,4	0,91	Convergence criterion (GCONV=1E-8) satisfied.	0,66	1,25	-0,012	Algorithm converged.	-0,057	0,033	0,93	Algorithm converged.	0,72	1,20	0,5598		1,08	Algorithm converged.	0,84	1,40
Study	Rhine	319	50,5	54	16,9	315	50,2	57	18,1	0,92	Convergence criterion (GCONV=1E-8) satisfied.	0,61	1,39	-0,015	Algorithm converged.	-0,073	0,043	0,94	Algorithm converged.	0,67	1,32	0,7065	0,5737	1,06	Algorithm converged.	0,76	1,48
	Yosemite	312	49,4	63	20,2	311	49,6	59	19,0	1,08	Convergence criterion (GCONV=1E-8) satisfied.	0,73	1,61	0,015	Algorithm converged.	-0,046	0,075	1,07	Algorithm converged.	0,78	1,47	0,7008		0,93	Algorithm converged.	0,68	1,28

Test for interaction based on RR (Log-binomial regression)
* indicates convergence problem. Result is uninterpretable.
Only patients with at least one value are used for analysis. For stratification Asia and rest of the world regions are combined due to a small number of enrolled patients. The stratification factor is excluded if it is the subgroup. OR is computed by stratified analysis, RR and ARD by adjusted analysis.
Early Termination (ET) visit was mapped to closest regular visit.
Treatment policy strategy was applied to non-COVID-19 related and hypothetical strategy was applied to COVID-19 related intercurrent events. COVID-19 related intercurrent events are: Disc. of Treatment due to COVID-19, Prohibited Treatment/Therapy due to COVID-19, Missed Dose at Week 88,92 or 96 due to COVID-19 and COVID-19 Death.
Clinical cut-off: YOSEMITE 01NOV2021 and RHINE 28OCT2021

Program: root/clinical_studies/RO6867461/CDT70122/share/ACE_pool_DME_CSR_Final/prod/program/t_eff_resp.sas
Output: root/clinical_studies/RO6867461/CDT70122/share/ACE_pool_DME_CSR_Final/prod/output_bc/t_eff_resp_ag_str_QSBCV4I_PRES T_ITBC_OCTNOV2021_DME.xls
20MAR2022 19:20

POPULATION: Safety-Evaluable Population B vs. C
ENDPOINT: Any AEs through Week 56
MODEL: Unstratified analysis
STUDY: GM40349 & GM40398
Dichotomous Analysis by Subgroups (Safety)

		Faricimab (PTI) (N=632)				Aflibercept (N=625)				Faricimab (PTI) vs. Aflibercept																Aflibercept vs. Faricimab (PTI)			
		Patients		Patients with Event		Patients		Patients with Event		Odds Ratio					Absolute Risk Difference				Relative Risk							Relative Risk			
Name	Level	n	%	n	%	n	%	n	%	Odds Ratio		Convergence Reason	95% Lower CL	95% Upper CL	Absolute Risk		Convergence Reason	95% Lower CL	95% Upper CL	Relative Risk		Convergence Reason	95% Lower CL	95% Upper CL	p-value (Cochran-Mantel-Haenszel)	Interaction Test p-value (likelihood ratio)	Relative Risk		Convergence Reason	95% Lower CL	95% Upper CL
All	n/a	632	100,0	489	77,4	625	100,0	491	78,6	0,93		Convergence criterion (GCONV=1E-8) satisfied.	0,71	1,22	-0,012		Algorithm converged.	-0,058	0,034	0,98		Algorithm converged.	0,93	1,04	0,6120		1,02		Algorithm converged.	0,96	1,08
Study	Rhine	319	50,5	234	73,4	314	50,2	246	78,3	0,76		Convergence criterion (GCONV=1E-8) satisfied.	0,53	1,10	-0,050		Algorithm converged.	-0,116	0,017	0,94		Algorithm converged.	0,86	1,02	0,1429	0,0976	1,07		Algorithm converged.	0,98	1,17
	Yosemite	313	49,5	255	81,5	311	49,8	245	78,8	1,18		Convergence criterion (GCONV=1E-8) satisfied.	0,80	1,76	0,027		Algorithm converged.	-0,036	0,090	1,03		Algorithm converged.	0,96	1,12	0,3999		0,97		Algorithm converged.	0,89	1,05

Includes AEs with onset up to Day 405 (last day of Week 56 analysis visit window).
Test for interaction based on RR (Log-binomial regression)
* indicates convergence problem. Result is uninterpretable.
Clinical cut-off: YOSEMITE 01NOV2021 and RHINE 28OCT2021

Program: root/clinical_studies/RO6867461/CDT70122/share/ACE_pool_DME_CSR_Final/prod/program/t_ae_raw.sas
Output: root/clinical_studies/RO6867461/CDT70122/share/ACE_pool_DME_CSR_Final/prod/output_saf_bc/t_ae_raw_sg2_AE_AEW56_SEBC_OCTNOV2021_DME.xls
11AUG2022 19:03

POPULATION: Safety-Evaluable Population B vs. C
ENDPOINT: Any AEs through Week 56
MODEL: Unadjusted Analysis
STUDY: GR40349 & GR40398
Forest Plot of Relative Risk

Study	Total n	Aflibercept (N=625) n	Aflibercept (N=625) n Responder	Faricimab (PTI) (N=632) n	Faricimab (PTI) (N=632) n Responder	Relative Risk	95% CI
All Patients	1257	625	491	632	489	0.98	(0.93, 1.04)
Study							
Rhine	633	314	246	319	234	0.94	(0.86, 1.02)
Yosemite	624	311	245	313	255	1.03	(0.96, 1.12)

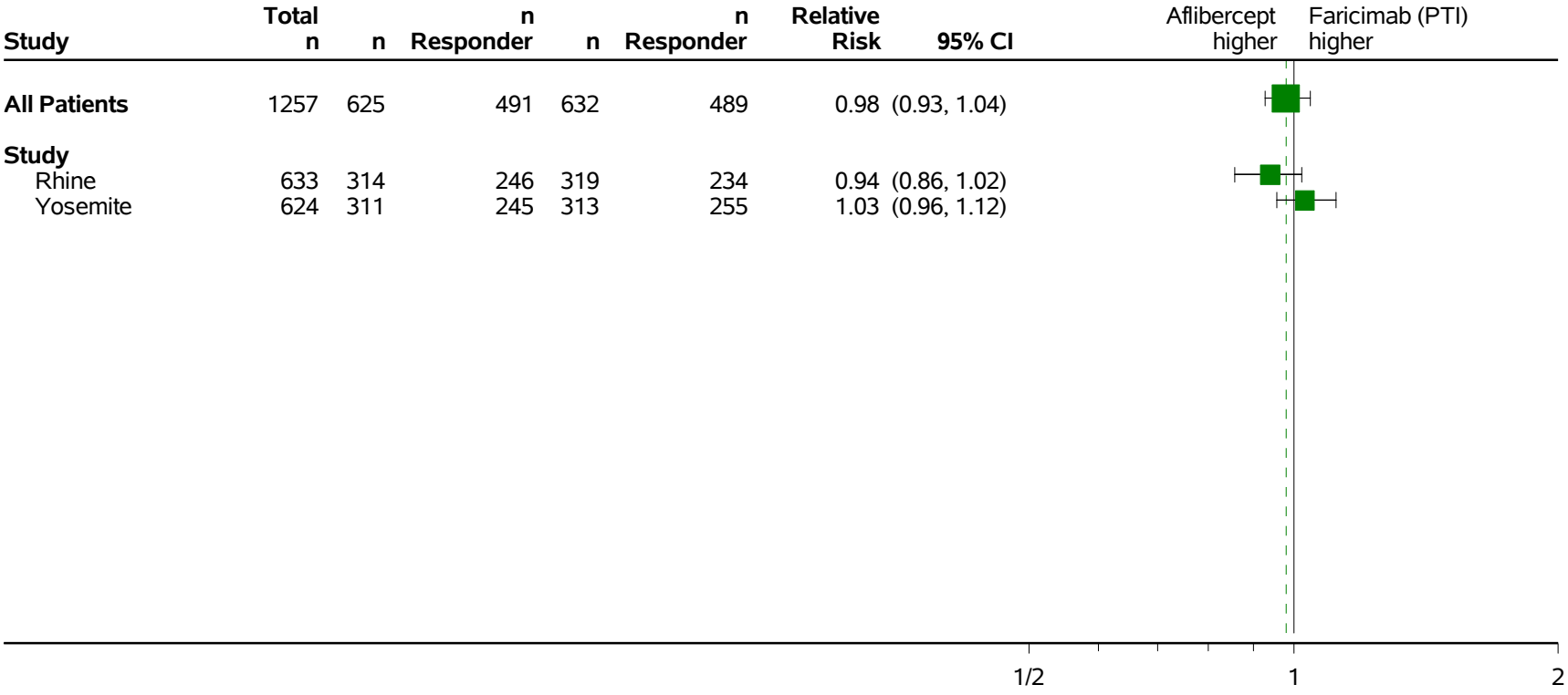

Clinical cut-off: YOSEMITE 01NOV2021 and RHINE 28OCT2021
Program: root/clinical_studies/RO6867461/CDT70122/share/ACE_pool_DME_Base/prod/program/g_forest_rr.sas
Output: root/clinical_studies/RO6867461/CDT70122/share/ACE_pool_DME_CSR_Final/prod/output_saf_bc/g_forest_rr_AE_AEW56_SEBC_OCTNOV2021_DME.pdf 06OCT2022 17:33

POPULATION: Safety-Evaluable Population B vs. C
ENDPOINT: Any AEs through Week 56
MODEL: Unstratified Analysis
STUDY: GR40349 & GR40398
Forest Plot of Odds Ratio

Study	Total n	Aflibercept (N=625) n	Aflibercept (N=625) n Responder	Faricimab (PTI) (N=632) n	Faricimab (PTI) (N=632) n Responder	Odds Ratio	95% CI
All Patients	1257	625	491	632	489	0.93	(0.71, 1.22)
Study							
Rhine	633	314	246	319	234	0.76	(0.53, 1.10)
Yosemite	624	311	245	313	255	1.18	(0.80, 1.76)

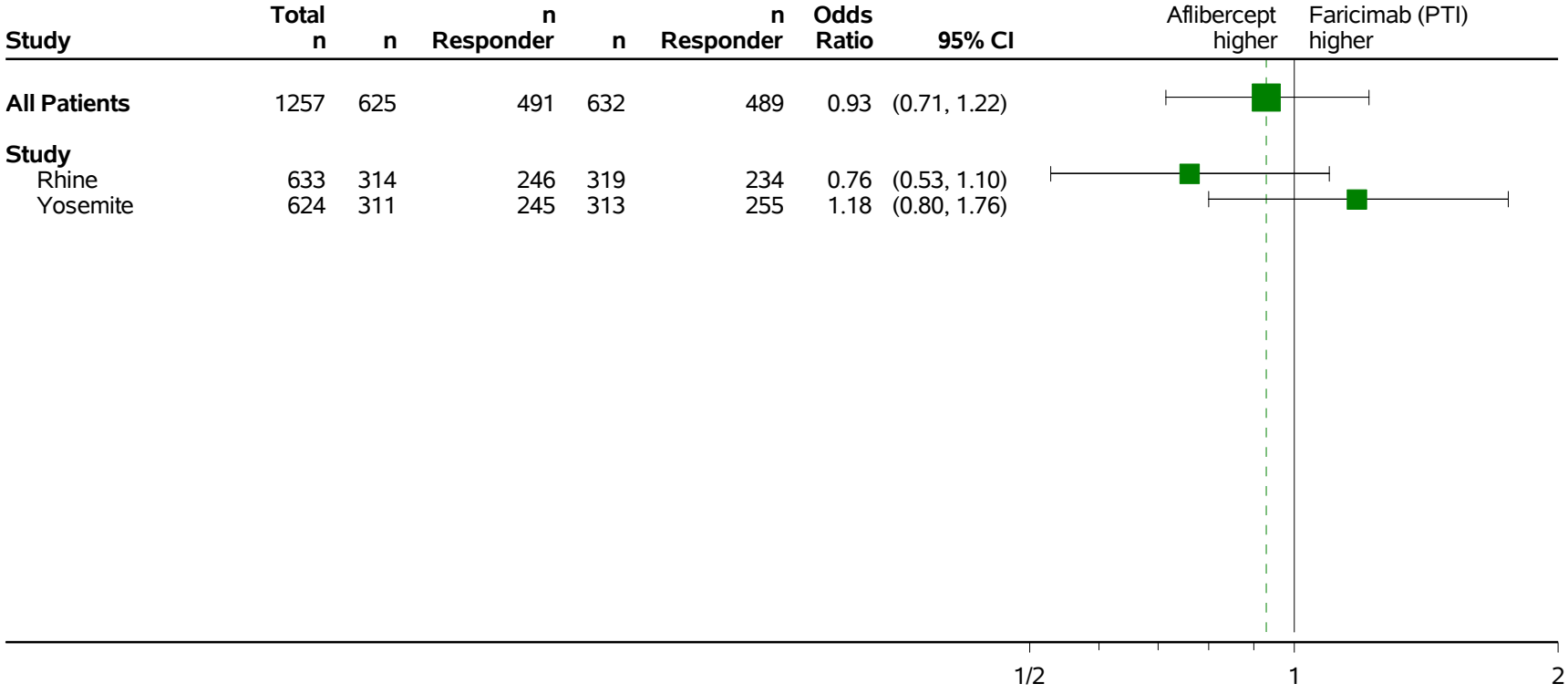

Clinical cut-off: YOSEMITE 01NOV2021 and RHINE 28OCT2021
Program: root/clinical_studies/RO6867461/CDT70122/share/ACE_pool_DME_Base/prod/program/g_forest_or.sas
Output: root/clinical_studies/RO6867461/CDT70122/share/ACE_pool_DME_CSR_Final/prod/output_saf_bc/g_forest_or_AE_AEW56_SEBC_OCTNOV2021_DME.pdf 04OCT2022 15:51

POPULATION: Safety-Evaluable Population B vs. C
ENDPOINT: Any AEs through Week 56
MODEL: Unstratified analysis
STUDY: GM40349 & GM40398
Dichotomous Analysis by Subgroups (Safety)

		Faricimab (FTI) (N=632)				Aflibercept (N=625)				Faricimab (FTI) vs. Aflibercept																Aflibercept vs. Faricimab (FTI)				
		Patients		Patients with Event		Patients		Patients with Event		Odds Ratio					Absolute Risk Difference					Relative Risk							Relative Risk				
Name	Level	n	%	n	%	n	%	n	%	Odds Ratio		Convergence Reason	95% Lower CL	95% Upper CL	Absolute Risk		Convergence Reason	95% Lower CL	95% Upper CL	Relative Risk		Convergence Reason	95% Lower CL	95% Upper CL	p-value (Cochran-Mantel-Haenszel)	Interaction Test p-value (likelihood ratio)	Relative Risk		Convergence Reason	95% Lower CL	95% Upper CL
All	n/a	632	100,0	489	77,4	625	100,0	491	78,6	0,93		Convergence criterion (GCONV=1E-8) satisfied.	0,71	1,22	-0,012		Algorithm converged.	-0,058	0,034	0,98		Algorithm converged.	0,93	1,04	0,6120		1,02		Algorithm converged.	0,96	1,08
Sex	Male	396	62,7	305	77,0	363	58,1	275	75,8	1,07		Convergence criterion (GCONV=1E-8) satisfied.	0,77	1,50	0,013		Algorithm converged.	-0,048	0,073	1,02		Algorithm converged.	0,94	1,10	0,6825	0,2289	0,98		Algorithm converged.	0,91	1,06
	Female	236	37,3	184	78,0	262	41,9	216	82,4	0,75		Convergence criterion (GCONV=1E-8) satisfied.	0,48	1,17	-0,045		Algorithm converged.	-0,115	0,025	0,95		Algorithm converged.	0,87	1,03	0,2101		1,06		Algorithm converged.	0,97	1,15
Age	< 65 years	352	55,7	267	75,9	362	57,9	291	80,4	0,77		Convergence criterion (GCONV=1E-8) satisfied.	0,54	1,09	-0,045		Algorithm converged.	-0,106	0,015	0,94		Algorithm converged.	0,87	1,02	0,1429	0,1003	1,06		Algorithm converged.	0,98	1,15
	>= 65 years	280	44,3	222	79,3	263	42,1	200	76,0	1,21		Convergence criterion (GCONV=1E-8) satisfied.	0,80	1,81	0,032		Algorithm converged.	-0,038	0,103	1,04		Algorithm converged.	0,95	1,14	0,3650		0,96		Algorithm converged.	0,88	1,05
Baseline BCVA ETDRS letter score	< 64 letters	281	44,5	216	76,9	284	45,4	231	81,3	0,76		Convergence criterion (GCONV=1E-8) satisfied.	0,51	1,15	-0,045		Algorithm converged.	-0,112	0,022	0,95		Algorithm converged.	0,87	1,03	0,1917	0,2131	1,06		Algorithm converged.	0,97	1,15
	>= 64 letters	349	55,2	271	77,7	341	54,6	260	76,2	1,08		Convergence criterion (GCONV=1E-8) satisfied.	0,76	1,54	0,014		Algorithm converged.	-0,049	0,077	1,02		Algorithm converged.	0,94	1,11	0,6617		0,98		Algorithm converged.	0,90	1,07
	Missing	2	0,3	2	100,0	0	0,0	0	0,0	NE		NE	NE	NE	NE		NE	NE	NE	NE		NE	NE	NE	NE		NE		NE	NE	NE
Geographic region	Europe	219	34,7	166	75,8	218	34,9	163	74,8	1,06		Convergence criterion (GCONV=1E-8) satisfied.	0,68	1,63	0,010		Algorithm converged.	-0,071	0,091	1,01		Algorithm converged.	0,91	1,13	0,8034	0,4675	0,99		Algorithm converged.	0,89	1,10
	America	344	54,4	269	78,2	339	54,2	269	79,4	0,93		Convergence criterion (GCONV=1E-8) satisfied.	0,65	1,35	-0,012		Algorithm converged.	-0,073	0,050	0,99		Algorithm converged.	0,91	1,07	0,7127		1,01		Algorithm converged.	0,94	1,10
	Asia Pacific (inc. Australia)	69	10,9	54	78,3	68	10,9	59	86,8	0,55		Convergence criterion (GCONV=1E-8) satisfied.	0,22	1,36	-0,085		Algorithm converged.	-0,211	0,041	0,90		Algorithm converged.	0,77	1,05	0,1921		1,11		Algorithm converged.	0,95	1,29

Includes AEs with onset up to Day 405 (last day of Week 56 analysis visit window).
Test for interaction based on RR (Log-binomial regression)
* indicates convergence problem. Result is uninterpretable.
Clinical cut-off: YOSEMITE 01NOV2021 and RHINE 28OCT2021

Program: root/clinical_studies/RO6867461/CDT70122/share/ACE_pool_DME_CSR_Final/prod/program/t_ae_raw.sas
Output: root/clinical_studies/RO6867461/CDT70122/share/ACE_pool_DME_CSR_Final/prod/output_saf_bc/t_ae_raw_sg_AE_AEW56_SEBC_OCTNOV2021_DME.xls
11AUG2022 15:54

POPULATION: Safety-Evaluable Population B vs. C
ENDPOINT: Any AEs throughout the Entire Study
MODEL: Unstratified analysis
STUDY: GM40349 & GM40398
Dichotomous Analysis by Subgroups (Safety)

		Faricimab (PTI) (N=632)				Aflibercept (N=625)				Faricimab (PTI) vs. Aflibercept																Aflibercept vs. Faricimab (PTI)				
		Patients		Patients with Event		Patients		Patients with Event		Odds Ratio					Absolute Risk Difference				Relative Risk							Relative Risk				
Name	Level	n	%	n	%	n	%	n	%	Odds Ratio		Convergence Reason	95% Lower CL	95% Upper CL	Absolute Risk		Convergence Reason	95% Lower CL	95% Upper CL	Relative Risk		Convergence Reason	95% Lower CL	95% Upper CL	p-value (Cochran-Mantel-Haenszel)	Interaction Test p-value (likelihood ratio)	Relative Risk		Convergence Reason	95% Lower CL	95% Upper CL
All	n/a	632	100,0	558	88,3	625	100,0	551	88,2	1,01		Convergence criterion (GCONV=1E-8) satisfied.	0,72	1,43	0,001		Algorithm converged.	-0,034	0,037	1,00		Algorithm converged.	0,96	1,04	0,9425		1,00		Algorithm converged.	0,96	1,04
Study	Rhine	319	50,5	272	85,3	314	50,2	274	87,3	0,84		Convergence criterion (GCONV=1E-8) satisfied.	0,54	1,33	-0,020		Algorithm converged.	-0,074	0,034	0,98		Algorithm converged.	0,92	1,04	0,4665	0,2376	1,02		Algorithm converged.	0,96	1,09
	Yosemite	313	49,5	286	91,4	311	49,8	277	89,1	1,30		Convergence criterion (GCONV=1E-8) satisfied.	0,76	2,21	0,023		Algorithm converged.	-0,024	0,070	1,03		Algorithm converged.	0,97	1,08	0,3325		0,97		Algorithm converged.	0,93	1,03

Test for interaction based on RR (Log-binomial regression)
* indicates convergence problem. Result is uninterpretable.
Clinical cut-off: YOSEMITE 01NOV2021 and RHINE 28OCT2021

Program: root/global/globalshare/morse_macros/current/prod/program/t_ae_raw.sas
Output: root/clinical_studies/RO6867461/CDT70122/share/ACE_pool_DME_CSR_Final/prod/output_saf_bc/t_ae_raw_sg2_AE_SEBC_OCTNOV2021_DME.xls
14MAR2022 17:00

POPULATION: Safety-Evaluable Population B vs. C
ENDPOINT: Any AEs throughout the Entire Study
MODEL: Unadjusted Analysis
STUDY: GR40349 & GR40398
Forest Plot of Relative Risk

Study	Total n	Aflibercept (N=625) n	Aflibercept (N=625) n Responder	Faricimab (PTI) (N=632) n	Faricimab (PTI) (N=632) n Responder	Relative Risk	95% CI
All Patients	1257	625	551	632	558	1.00	(0.96, 1.04)
Study							
Rhine	633	314	274	319	272	0.98	(0.92, 1.04)
Yosemite	624	311	277	313	286	1.03	(0.97, 1.08)

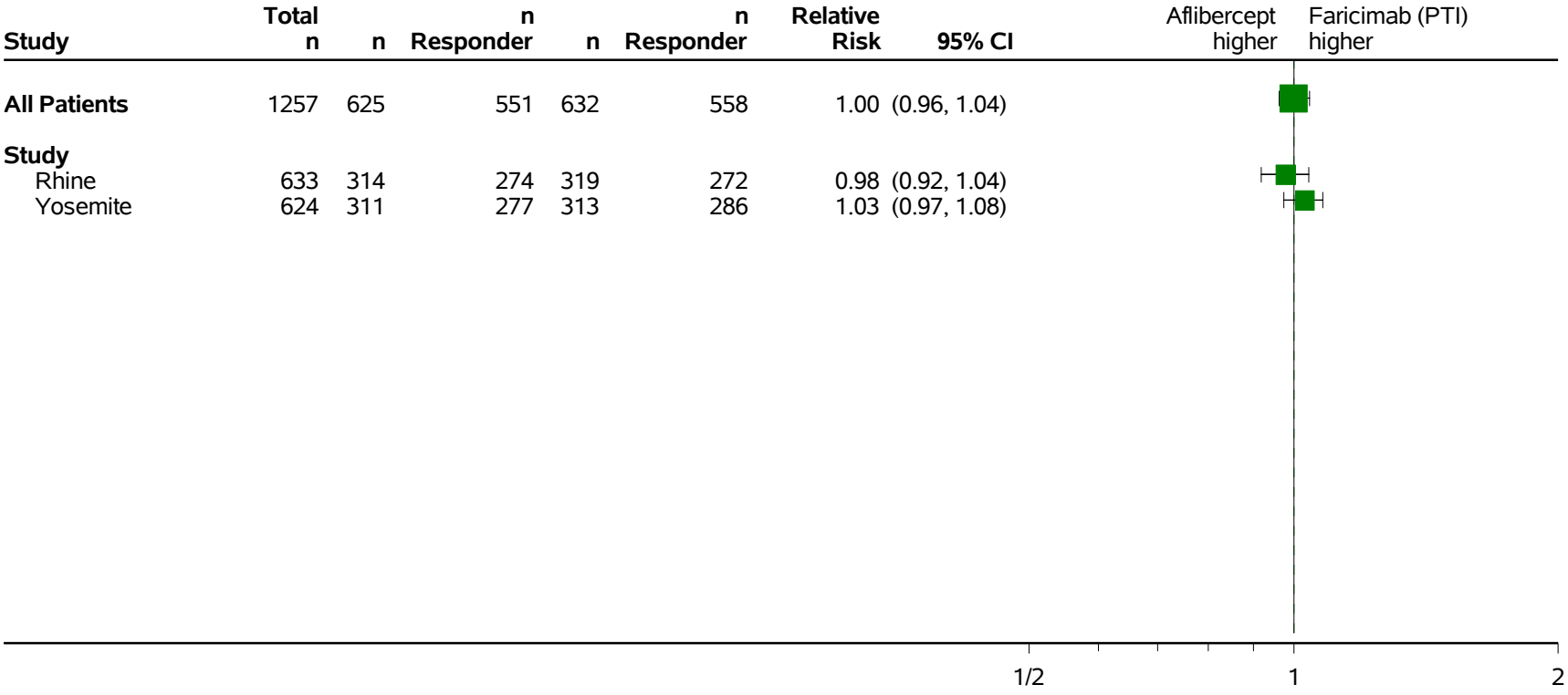

Clinical cut-off: YOSEMITE 01NOV2021 and RHINE 28OCT2021
Program: root/clinical_studies/RO6867461/CDT70122/share/ACE_pool_DME_Base/prod/program/g_forest_rr.sas
Output: root/clinical_studies/RO6867461/CDT70122/share/ACE_pool_DME_CSR_Final/prod/output_saf_bc/g_forest_rr_AE_SEBC_OCTNOV2021_DME.pdf 06OCT2022 17:35

POPULATION: Safety-Evaluable Population B vs. C
ENDPOINT: Any AEs throughout the Entire Study
MODEL: Unstratified Analysis
STUDY: GR40349 & GR40398
Forest Plot of Odds Ratio

Study	Total n	Aflibercept (N=625) n	Aflibercept (N=625) n Responder	Faricimab (PTI) (N=632) n	Faricimab (PTI) (N=632) n Responder	Odds Ratio	95% CI
All Patients	1257	625	551	632	558	1.01	(0.72, 1.43)
Study							
Rhine	633	314	274	319	272	0.84	(0.54, 1.33)
Yosemite	624	311	277	313	286	1.30	(0.76, 2.21)

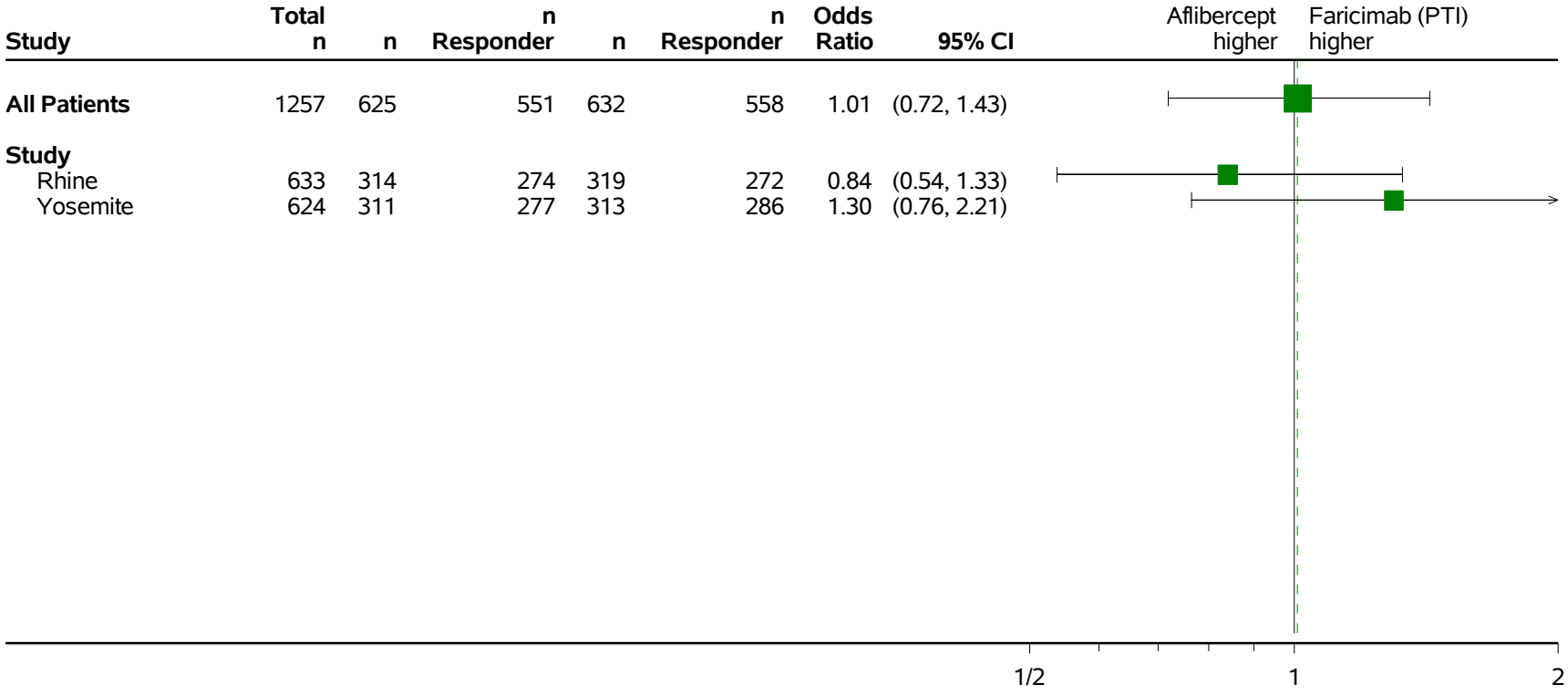

Clinical cut-off: YOSEMITE 01NOV2021 and RHINE 28OCT2021
Program: root/clinical_studies/RO6867461/CDT70122/share/ACE_pool_DME_Base/prod/program/g_forest_or.sas
Output: root/clinical_studies/RO6867461/CDT70122/share/ACE_pool_DME_CSR_Final/prod/output_saf_bc/g_forest_or_AE_SEBC_OCTNOV2021_DME.pdf 04OCT2022 15:52

POPULATION: Safety-Evaluable Population B vs. C
ENDPOINT: Any AEs throughout the Entire Study
MODEL: Unstratified analysis
STUDY: GR40349 & GR40398
Dichotomous Analysis by Subgroups (Safety)

		Faricimab (PTI) (N=632)				Aflibercept (N=625)				Faricimab (PTI) vs. Aflibercept																	Aflibercept vs. Faricimab (PTI)				
		Patients		Patients with Event		Patients		Patients with Event		Odds Ratio					Absolute Risk Difference				Relative Risk								Relative Risk				
Name	Level	n	%	n	%	n	%	n	%	Odds Ratio		Convergence Reason	95% Lower CL	95% Upper CL	Absolute Risk		Convergence Reason	95% Lower CL	95% Upper CL	Relative Risk		Convergence Reason	95% Lower CL	95% Upper CL	p-value (Cochran Mantel-Haenszel)	Interaction Test p-value (likelihood ratio)	Relative Risk		Convergence Reason	95% Lower CL	95% Upper CL
All	n/a	632	100,0	558	88,3	625	100,0	551	88,2	1,01		Convergence criterion (GCONV=1E-8) satisfied.	0,72	1,43	0,001		Algorithm converged.	-0,034	0,037	1,00		Algorithm converged.	0,96	1,04	0,9425		1,00		Algorithm converged.	0,96	1,04
Sex	Male	396	62,7	346	87,4	363	58,1	315	86,8	1,05		Convergence criterion (GCONV=1E-8) satisfied.	0,69	1,61	0,006		Algorithm converged.	-0,042	0,054	1,01		Algorithm converged.	0,95	1,06	0,8066	0,8152	0,99		Algorithm converged.	0,94	1,05
	Female	236	37,3	212	89,8	262	41,9	236	90,1	0,97		Convergence criterion (GCONV=1E-8) satisfied.	0,54	1,75	-0,002		Algorithm converged.	-0,055	0,050	1,00		Algorithm converged.	0,94	1,06	0,9275		1,00		Algorithm converged.	0,95	1,06
Age	< 65 years	352	55,7	306	86,9	362	57,9	323	89,2	0,80		Convergence criterion (GCONV=1E-8) satisfied.	0,51	1,27	-0,023		Algorithm converged.	-0,070	0,025	0,97		Algorithm converged.	0,92	1,03	0,3442	0,1264	1,03		Algorithm converged.	0,97	1,08
	>= 65 years	280	44,3	252	90,0	263	42,1	228	86,7	1,38		Convergence criterion (GCONV=1E-8) satisfied.	0,81	2,34	0,033		Algorithm converged.	-0,021	0,087	1,04		Algorithm converged.	0,98	1,10	0,2294		0,96		Algorithm converged.	0,91	1,02
Baseline BCVA ETDRS letter score	< 64 letters	281	44,5	248	88,3	284	45,4	250	88,0	1,02		Convergence criterion (GCONV=1E-8) satisfied.	0,61	1,70	0,002		Algorithm converged.	-0,051	0,056	1,00		Algorithm converged.	0,94	1,07	0,9332	0,9465	1,00		Algorithm converged.	0,94	1,06
	>= 64 letters	349	55,2	308	88,3	341	54,6	301	88,3	1,00		Convergence criterion (GCONV=1E-8) satisfied.	0,63	1,59	0,000		Algorithm converged.	-0,048	0,048	1,00		Algorithm converged.	0,95	1,06	0,9943		1,00		Algorithm converged.	0,95	1,06
	Missing	2	0,3	2	100,0	0	0,0	0	0,0	NE			NE	NE	NE		NE	NE	NE	NE		NE	NE	NE	NE		NE		NE	NE	NE
Geographic region	Europe	219	34,7	190	86,8	218	34,8	189	86,7	1,01		Convergence criterion (GCONV=1E-8) satisfied.	0,58	1,75	0,001		Algorithm converged.	-0,063	0,064	1,00		Algorithm converged.	0,93	1,08	0,9851	0,9997	1,00		Algorithm converged.	0,93	1,08
	America	344	54,4	306	89,0	339	54,2	301	88,8	1,02		Convergence criterion (GCONV=1E-8) satisfied.	0,63	1,64	0,002		Algorithm converged.	-0,046	0,049	1,00		Algorithm converged.	0,95	1,06	0,9461		1,00		Algorithm converged.	0,95	1,05
	Asia Pacific (inc. Australia)	69	10,9	62	89,9	68	10,9	61	89,7	1,02		Convergence criterion (GCONV=1E-8) satisfied.	0,34	3,07	0,001		Algorithm converged.	-0,100	0,103	1,00		Algorithm converged.	0,89	1,12	0,9771		1,00		Algorithm converged.	0,89	1,12

Test for interaction based on RR (Log-binomial regression)
* indicates convergence problem. Result is uninterpretable.
Clinical cut-off: YOSEMITE 01NOV2021 and RHINE 28OCT2021

Program: root/global/globalshare/morse_macros/current/prod/program/t_ae_raw.sas
Output: root/clinical_studies/RO6867461/CDT70122/share/ACE_pool_DME_CSR_Final/prod/output_saf_bc/t_ae_raw_sg_AE_SEBC_OCTNOV2021_DME.xls
14MAR2022 14:37

POPULATION: Safety-Evaluable Population B vs. C
ENDPOINT: Ocular AEs (Study Eye) through Week 56
MODEL: Unstratified analysis
STUDY: GR40349 & GR40398
Dichotomous Analysis by Subgroups (Safety)

		Faricimab (PTI) (N=632)				Aflibercept (N=625)				Faricimab (PTI) vs. Aflibercept															Aflibercept vs. Faricimab (PTI)				
		Patients		Patients with Event		Patients		Patients with Event		Odds Ratio					Absolute Risk Difference				Relative Risk							Relative Risk				
Name	Level	n	%	n	%	n	%	n	%	Odds Ratio		Convergence Reason	95% Lower CL	95% Upper CL	Absolute Risk		Convergence Reason	95% Lower CL	95% Upper CL	Relative Risk		Convergence Reason	95% Lower CL	95% Upper CL	p-value (Cochran-Mantel-Haenszel)	Interaction Test p-value (likelihood ratio)	Relative Risk		Convergence Reason	95% Lower CL	95% Upper CL
All	n/a	632	100,0	221	35,0	625	100,0	212	33,9	1,05		Convergence criterion (GCONV=1E-8) satisfied.	0,83	1,32	0,010		Algorithm converged.	-0,042	0,063	1,03		Algorithm converged.	0,89	1,20	0,6959		0,97		Algorithm converged.	0,83	1,13
Study	Rhine	319	50,5	116	36,4	314	50,2	109	34,7	1,07		Convergence criterion (GCONV=1E-8) satisfied.	0,78	1,49	0,017		Algorithm converged.	-0,058	0,091	1,05		Algorithm converged.	0,85	1,29	0,6648	0,8292	0,95		Algorithm converged.	0,77	1,18
	Yosemite	313	49,5	105	33,5	311	49,8	103	33,1	1,02		Convergence criterion (GCONV=1E-8) satisfied.	0,73	1,42	0,004		Algorithm converged.	-0,070	0,078	1,01		Algorithm converged.	0,81	1,26	0,9099		0,99		Algorithm converged.	0,79	1,23

Includes AEs with onset up to Day 405 (last day of Week 56 analysis visit window).
Test for interaction based on RR (Log-binomial regression)
* indicates convergence problem. Result is uninterpretable.
Clinical cut-off: YOSEMITE 01NOV2021 and RHINE 28OCT2021

Program: root/clinical_studies/RO6867461/CDT70122/share/ACE_pool_DME_CSR_Final/prod/program/t_ae_raw.sas
Output: root/clinical_studies/RO6867461/CDT70122/share/ACE_pool_DME_CSR_Final/prod/output_saf_bc/t_ae_raw_sg2_SOCAE_AEW56_SEBC_OCTNOV2021_DME.xls
11AUG2022 19:31

POPULATION: Safety-Evaluable Population B vs. C
ENDPOINT: Ocular AEs (Study Eye) through Week 56
MODEL: Unadjusted Analysis
STUDY: GR40349 & GR40398
Forest Plot of Relative Risk

Study	Total n	Aflibercept (N=625) n	Aflibercept (N=625) n Responder	Faricimab (PTI) (N=632) n	Faricimab (PTI) (N=632) n Responder	Relative Risk	95% CI
All Patients	1257	625	212	632	221	1.03	(0.89, 1.20)
Study							
Rhine	633	314	109	319	116	1.05	(0.85, 1.29)
Yosemite	624	311	103	313	105	1.01	(0.81, 1.26)

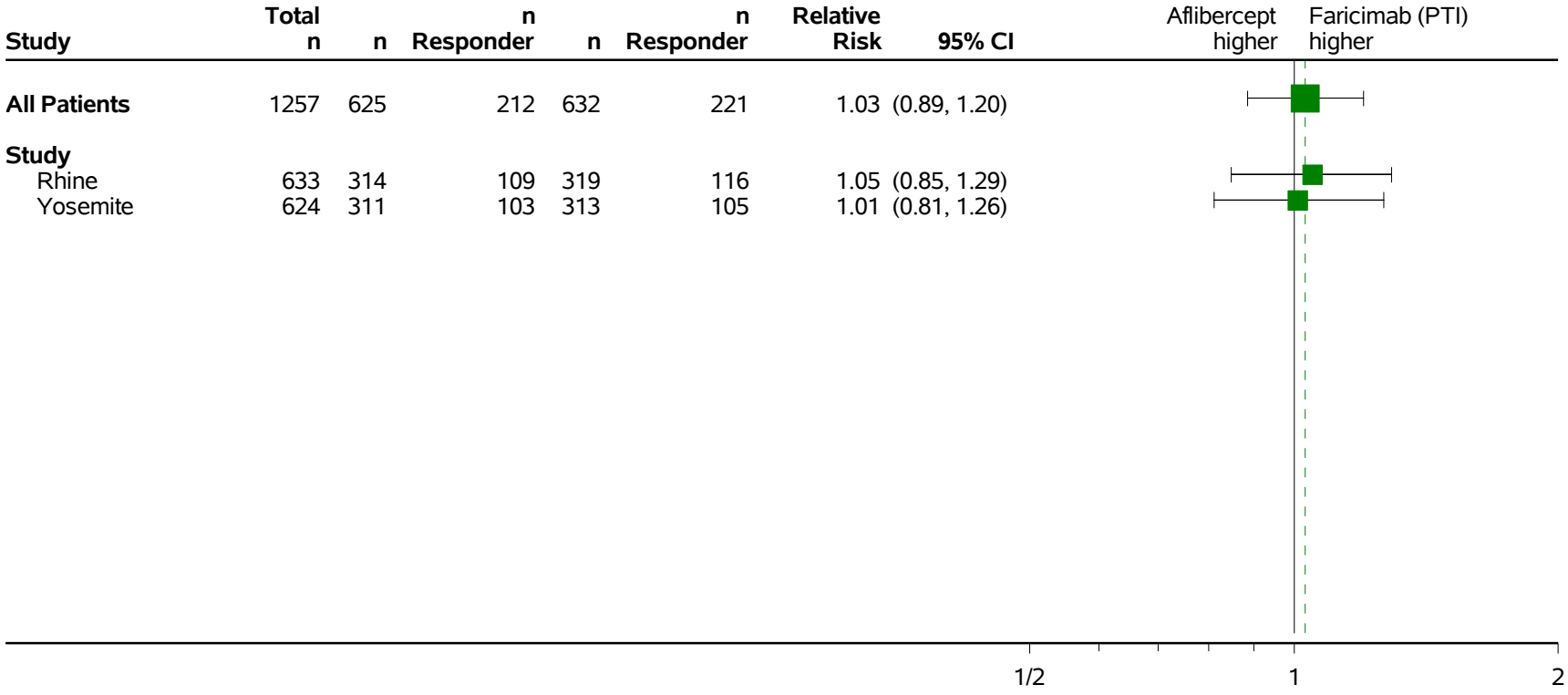

Clinical cut-off: YOSEMITE 01NOV2021 and RHINE 28OCT2021
Program: root/clinical_studies/RO6867461/CDT70122/share/ACE_pool_DME_Base/prod/program/g_forest_rr.sas
Output: root/clinical_studies/RO6867461/CDT70122/share/ACE_pool_DME_CSR_Final/prod/output_saf_bc/g_forest_rr_SOCAE_AEW56_SEBC_OCTNOV2021_DME.pdf 06OCT2022 17:48

POPULATION: Safety-Evaluable Population B vs. C
ENDPOINT: Ocular AEs (Study Eye) through Week 56
MODEL: Unstratified Analysis
STUDY: GR40349 & GR40398
Forest Plot of Odds Ratio

Study	Total n	Aflibercept (N=625) n	Aflibercept (N=625) n Responder	Faricimab (PTI) (N=632) n	Faricimab (PTI) (N=632) n Responder	Odds Ratio	95% CI
All Patients	1257	625	212	632	221	1.05	(0.83, 1.32)
Study							
Rhine	633	314	109	319	116	1.07	(0.78, 1.49)
Yosemite	624	311	103	313	105	1.02	(0.73, 1.42)

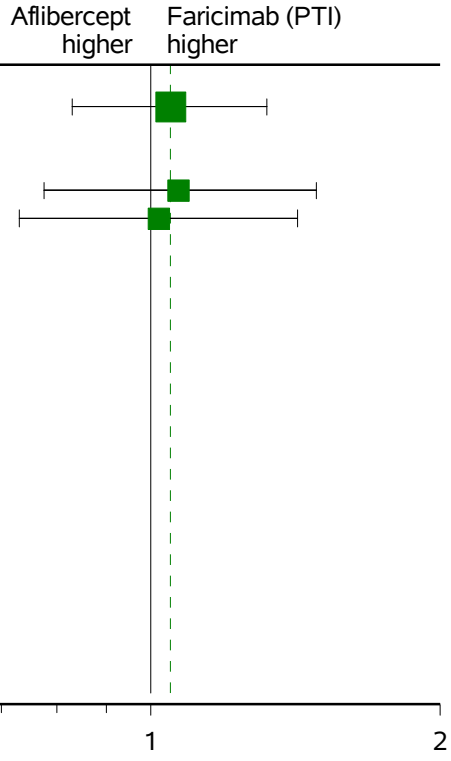

Clinical cut-off: YOSEMITE 01NOV2021 and RHINE 28OCT2021
Program: root/clinical_studies/RO6867461/CDT70122/share/ACE_pool_DME_Base/prod/program/g_forest_or.sas
Output: root/clinical_studies/RO6867461/CDT70122/share/ACE_pool_DME_CSR_Final/prod/output_saf_bc/g_forest_or_SOCAE_AEW56_SEBC_OCTNOV2021_DME.pdf 04OCT2022 16:02

POPULATION: Safety-Evaluable Population B vs. C
ENDPOINT: Ocular AEs (Study Eye) through Week 56
MODEL: Unstratified analysis
STUDY: GM40349 & GM40398
Dichotomous Analysis by Subgroups (Safety)

		Faricimab (FTI) (N=632)				Aflibercept (N=625)				Faricimab (FTI) vs. Aflibercept																		Aflibercept vs. Faricimab (FTI)				
		Patients		Patients with Event		Patients		Patients with Event		Odds Ratio					Absolute Risk Difference					Relative Risk								Relative Risk				
Name	Level	n	%	n	%	n	%	n	%	Odds Ratio		Convergence Reason	95% Lower CL	95% Upper CL	Absolute Risk		Convergence Reason	95% Lower CL	95% Upper CL	Relative Risk		Convergence Reason	95% Lower CL	95% Upper CL	p-value (Cochran-Mantel-Haenszel)	Interaction Test p-value (likelihood ratio)	Relative Risk		Convergence Reason	95% Lower CL	95% Upper CL
All	n/a	632	100,0	221	35,0	625	100,0	212	33,9	1,05		Convergence criterion (GCONV=1E-8) satisfied.	0,83	1,32	0,010		Algorithm converged.	-0,042	0,063	1,03		Algorithm converged.	0,89	1,20	0,6959		0,97		Algorithm converged.	0,83	1,13
Sex	Male	396	62,7	138	34,8	363	58,1	124	34,2	1,03		Convergence criterion (GCONV=1E-8) satisfied.	0,76	1,39	0,007		Algorithm converged.	-0,061	0,075	1,02		Algorithm converged.	0,84	1,24	0,8421	0,8701	0,98		Algorithm converged.	0,81	1,19
	Female	236	37,3	83	35,2	262	41,9	88	33,6	1,07		Convergence criterion (GCONV=1E-8) satisfied.	0,74	1,55	0,016		Algorithm converged.	-0,068	0,099	1,05		Algorithm converged.	0,82	1,33	0,7108		0,96		Algorithm converged.	0,75	1,22
Age	< 65 years	352	55,7	122	34,7	362	57,8	126	34,8	0,99		Convergence criterion (GCONV=1E-8) satisfied.	0,73	1,35	-0,001		Algorithm converged.	-0,071	0,068	1,00		Algorithm converged.	0,81	1,22	0,9670	0,6013	1,00		Algorithm converged.	0,82	1,23
	>= 65 years	280	44,3	99	35,4	263	42,1	86	32,7	1,13		Convergence criterion (GCONV=1E-8) satisfied.	0,79	1,61	0,027		Algorithm converged.	-0,053	0,106	1,08		Algorithm converged.	0,85	1,37	0,5142		0,92		Algorithm converged.	0,73	1,17
Baseline BCVA ETDRS letter score	< 64 letters	281	44,5	89	31,7	284	45,4	109	38,4	0,74		Convergence criterion (GCONV=1E-8) satisfied.	0,53	1,05	-0,067		Algorithm converged.	-0,146	0,011	0,83		Algorithm converged.	0,66	1,03	0,0950	0,0090	1,21		Algorithm converged.	0,97	1,52
	>= 64 letters	349	55,2	131	37,5	341	54,6	103	30,2	1,39		Convergence criterion (GCONV=1E-8) satisfied.	1,01	1,91	0,073		Algorithm converged.	0,003	0,144	1,24		Algorithm converged.	1,01	1,53	0,0421		0,80		Algorithm converged.	0,65	0,99
	Missing	2	0,3	1	50,0	0	0,0	0	0,0	NE			NE	NE	NE		NE	NE	NE	NE		NE	NE	NE	NE		NE		NE	NE	NE
Geographic region	Europe	219	34,7	62	28,3	218	34,9	53	24,3	1,23		Convergence criterion (GCONV=1E-8) satisfied.	0,80	1,88	0,040		Algorithm converged.	-0,042	0,122	1,16		Algorithm converged.	0,85	1,60	0,3431	0,5578	0,86		Algorithm converged.	0,63	1,18
	America	344	54,4	133	38,7	339	54,2	130	38,3	1,01		Convergence criterion (GCONV=1E-8) satisfied.	0,74	1,38	0,003		Algorithm converged.	-0,070	0,076	1,01		Algorithm converged.	0,83	1,22	0,9327		0,99		Algorithm converged.	0,82	1,20
	Asia Pacific (inc. Australia)	69	10,9	26	37,7	68	10,9	29	42,6	0,81		Convergence criterion (GCONV=1E-8) satisfied.	0,41	1,61	-0,050		Algorithm converged.	-0,214	0,114	0,88		Algorithm converged.	0,59	1,33	0,5547		1,13		Algorithm converged.	0,75	1,71

Includes AEs with onset up to Day 405 (last day of Week 56 analysis visit window).
Test for interaction based on RR (Log-binomial regression)
* indicates convergence problem. Result is uninterpretable.
Clinical cut-off: YOSEMITE 01NOV2021 and RHINE 28OCT2021

Program: root/clinical_studies/RO6867461/CDT70122/share/ACE_pool_DME_CSR_Final/prod/program/t_ae_raw.sas
Output: root/clinical_studies/RO6867461/CDT70122/share/ACE_pool_DME_CSR_Final/prod/output_saf_bc/t_ae_raw_sg_SOCAE_AEW56_SEBC_OCTNOV2021_DME.xls
11AUG2022 16:16

POPULATION: Safety-Evaluable Population B vs. C
ENDPOINT: Ocular AEs (Study Eye) throughout the Entire Study
MODEL: Unstratified analysis
STUDY: GM40349 & GM40398
Dichotomous Analysis by Subgroups (Safety)

		Faricimab (PTI) (N=632)				Aflibercept (N=625)				Faricimab (PTI) vs. Aflibercept																Aflibercept vs. Faricimab (PTI)				
		Patients		Patients with Event		Patients		Patients with Event		Odds Ratio					Absolute Risk Difference				Relative Risk							Relative Risk				
Name	Level	n	%	n	%	n	%	n	%	Odds Ratio		Convergence Reason	95% Lower CL	95% Upper CL	Absolute Risk	Convergence Reason	95% Lower CL	95% Upper CL	Relative Risk		Convergence Reason	95% Lower CL	95% Upper CL	p-value (Cochran Mantel-Haenszel)	Interaction Test p-value (likelihood ratio)	Relative Risk		Convergence Reason	95% Lower CL	95% Upper CL
All	n/a	632	100,0	311	49,2	625	100,0	284	45,4	1,16		Convergence criterion (GCONV=1E-8) satisfied.	0,93	1,45	0,038	Algorithm converged.	-0,017	0,093	1,08		Algorithm converged.	0,96	1,22	0,1810		0,92		Algorithm converged.	0,82	1,04
Study	Rhine	319	50,5	165	51,7	314	50,2	140	44,6	1,33		Convergence criterion (GCONV=1E-8) satisfied.	0,97	1,82	0,071	Algorithm converged.	-0,006	0,149	1,16		Algorithm converged.	0,99	1,36	0,0726	0,2370	0,86		Algorithm converged.	0,73	1,01
	Yosemite	313	49,5	146	46,6	311	49,8	144	46,3	1,01		Convergence criterion (GCONV=1E-8) satisfied.	0,74	1,39	0,003	Algorithm converged.	-0,075	0,082	1,01		Algorithm converged.	0,85	1,19	0,9316		0,99		Algorithm converged.	0,84	1,17

Test for interaction based on RR (Log-binomial regression)
* indicates convergence problem. Result is uninterpretable.
Clinical cut-off: YOSEMITE 01NOV2021 and RHINE 28OCT2021

Program: root/global/globalshare/morse_macros/current/prod/program/t_ae_raw.sas
Output: root/clinical_studies/RO6867461/CDT70122/share/ACE_pool_DME_CSR_Final/prod/output_saf_bc/t_ae_raw_sg2_SOCAE_SEBC_OCTNOV2021_DME.xls
14MAR2022 17:24

POPULATION: Safety-Evaluable Population B vs. C
ENDPOINT: Ocular AEs (Study Eye) throughout the Entire Study
MODEL: Unadjusted Analysis
STUDY: GR40349 & GR40398
Forest Plot of Relative Risk

Study	Total n	Aflibercept (N=625) n	Aflibercept (N=625) n Responder	Faricimab (PTI) (N=632) n	Faricimab (PTI) (N=632) n Responder	Relative Risk	95% CI
All Patients	1257	625	284	632	311	1.08	(0.96, 1.22)
Study							
Rhine	633	314	140	319	165	1.16	(0.99, 1.36)
Yosemite	624	311	144	313	146	1.01	(0.85, 1.19)

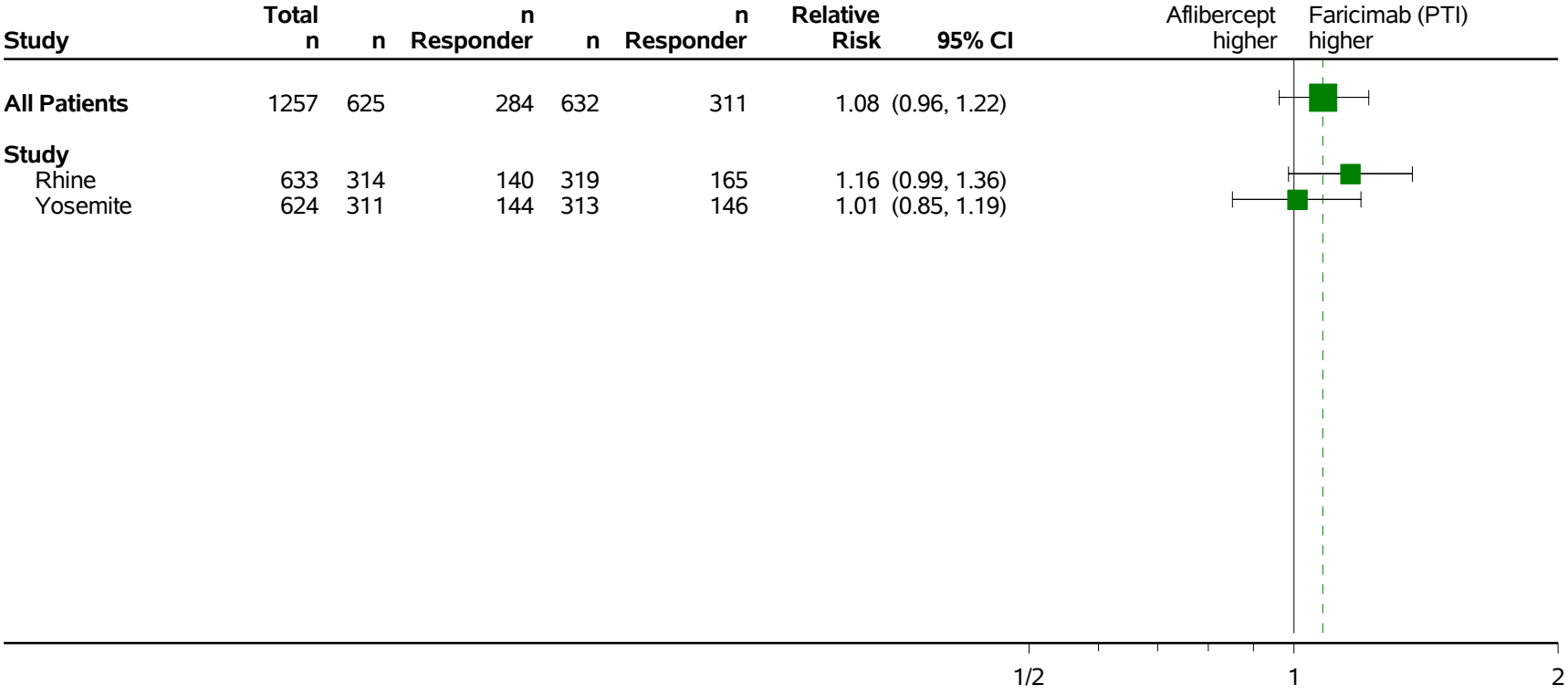

Clinical cut-off: YOSEMITE 01NOV2021 and RHINE 28OCT2021
Program: root/clinical_studies/RO6867461/CDT70122/share/ACE_pool_DME_Base/prod/program/g_forest_rr.sas
Output: root/clinical_studies/RO6867461/CDT70122/share/ACE_pool_DME_CSR_Final/prod/output_saf_bc/g_forest_rr_SOCAE_SEBC_OCTNOV2021_DME.pdf 06OCT2022 17:49

POPULATION: Safety-Evaluable Population B vs. C
ENDPOINT: Ocular AEs (Study Eye) throughout the Entire Study
MODEL: Unstratified Analysis
STUDY: GR40349 & GR40398
Forest Plot of Odds Ratio

Study	Total n	Aflibercept (N=625) n	n Responder	Faricimab (PTI) (N=632) n	n Responder	Odds Ratio	95% CI
All Patients	1257	625	284	632	311	1.16	(0.93, 1.45)
Study							
Rhine	633	314	140	319	165	1.33	(0.97, 1.82)
Yosemite	624	311	144	313	146	1.01	(0.74, 1.39)

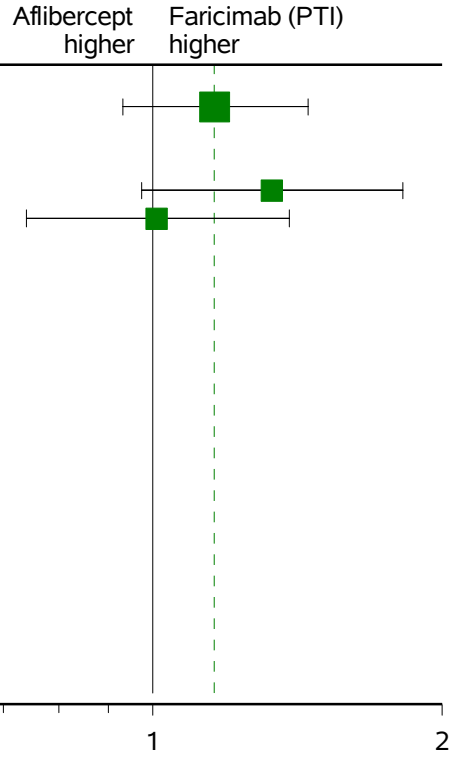

Clinical cut-off: YOSEMITE 01NOV2021 and RHINE 28OCT2021
Program: root/clinical_studies/RO6867461/CDT70122/share/ACE_pool_DME_Base/prod/program/g_forest_or.sas
Output: root/clinical_studies/RO6867461/CDT70122/share/ACE_pool_DME_CSR_Final/prod/output_saf_bc/g_forest_or_SOCAE_SEBC_OCTNOV2021_DME.pdf 04OCT2022 16:03

POPULATION: Safety-Evaluable Population B vs. C
ENDPOINT: Ocular AEs (Study Eye) throughout the Entire Study
MODEL: Unstratified analysis
STUDY: GR40349 & GR40398
Dichotomous Analysis by Subgroups (Safety)

		Faricimab (PTI) (N=632)				Aflibercept (N=625)				Faricimab (PTI) vs. Aflibercept																Aflibercept vs. Faricimab (PTI)				
		Patients		Patients with Event		Patients		Patients with Event		Odds Ratio					Absolute Risk Difference				Relative Risk							Relative Risk				
Name	Level	n	%	n	%	n	%	n	%	Odds Ratio		Convergence Reason	95% Lower CL	95% Upper CL	Absolute Risk		Convergence Reason	95% Lower CL	95% Upper CL	Relative Risk		Convergence Reason	95% Lower CL	95% Upper CL	p-value (Cochran-Mantel-Haenszel)	Interaction Test p-value (likelihood ratio)	Relative Risk		Convergence Reason	95% Lower CL	95% Upper CL
All	n/a	632	100,0	311	49,2	625	100,0	284	45,4	1,16		Convergence criterion (GCONV=1E-8) satisfied.	0,93	1,45	0,038		Algorithm converged.	-0,017	0,093	1,08		Algorithm converged.	0,96	1,22	0,1810		0,92		Algorithm converged.	0,82	1,04
Sex	Male	396	62,7	185	46,7	363	58,1	165	45,5	1,05		Convergence criterion (GCONV=1E-8) satisfied.	0,79	1,40	0,013		Algorithm converged.	-0,058	0,084	1,03		Algorithm converged.	0,88	1,20	0,7276	0,2644	0,97		Algorithm converged.	0,83	1,14
	Female	236	37,3	126	53,4	262	41,9	119	45,4	1,38		Convergence criterion (GCONV=1E-8) satisfied.	0,97	1,96	0,080		Algorithm converged.	-0,008	0,167	1,18		Algorithm converged.	0,98	1,41	0,0760		0,85		Algorithm converged.	0,71	1,02
Age	< 65 years	352	55,7	165	46,9	362	57,9	167	46,1	1,03		Convergence criterion (GCONV=1E-8) satisfied.	0,77	1,38	0,007		Algorithm converged.	-0,066	0,081	1,02		Algorithm converged.	0,87	1,19	0,8423	0,2340	0,98		Algorithm converged.	0,84	1,15
	>= 65 years	280	44,3	146	52,1	263	42,1	117	44,5	1,36		Convergence criterion (GCONV=1E-8) satisfied.	0,97	1,91	0,077		Algorithm converged.	-0,007	0,160	1,17		Algorithm converged.	0,98	1,40	0,0747		0,85		Algorithm converged.	0,72	1,02
Baseline BCVA ETDRS letter score	< 64 letters	281	44,5	133	47,3	284	45,4	139	48,9	0,94		Convergence criterion (GCONV=1E-8) satisfied.	0,67	1,30	-0,016		Algorithm converged.	-0,099	0,066	0,97		Algorithm converged.	0,81	1,15	0,7015	0,0886	1,03		Algorithm converged.	0,83	1,23
	>= 64 letters	349	55,2	176	50,4	341	54,6	145	42,5	1,38		Convergence criterion (GCONV=1E-8) satisfied.	1,02	1,86	0,079		Algorithm converged.	0,005	0,153	1,19		Algorithm converged.	1,01	1,39	0,0375		0,84		Algorithm converged.	0,72	0,99
	Missing	2	0,3	2	100,0	0	0,0	0	0,0	NE		NE	NE	NE	NE		NE	NE	NE	NE		NE	NE	NE	NE		NE		NE	NE	NE
Geographic region	Europe	219	34,7	101	46,1	218	34,9	83	38,1	1,39		Convergence criterion (GCONV=1E-8) satisfied.	0,93	2,04	0,080		Algorithm converged.	-0,012	0,173	1,21		Algorithm converged.	0,97	1,51	0,0889	0,3248	0,83		Algorithm converged.	0,66	1,03
	America	344	54,4	176	51,2	339	54,2	164	48,4	1,12		Convergence criterion (GCONV=1E-8) satisfied.	0,83	1,51	0,028		Algorithm converged.	-0,047	0,103	1,06		Algorithm converged.	0,91	1,23	0,4670		0,95		Algorithm converged.	0,81	1,10
	Asia Pacific (inc. Australia)	69	10,9	34	49,3	68	10,9	37	54,4	0,81		Convergence criterion (GCONV=1E-8) satisfied.	0,42	1,59	-0,051		Algorithm converged.	-0,218	0,116	0,91		Algorithm converged.	0,66	1,25	0,5489		1,10		Algorithm converged.	0,80	1,53

Test for interaction based on RR (Log-binomial regression)
* indicates convergence problem. Result is uninterpretable.
Clinical cut-off: YOSEMITE 01NOV2021 and RHINE 28OCT2021

Program: root/global/globalshare/morse_macros/current/prod/program/t_ae_raw.sas
Output: root/clinical_studies/RO6867461/CDT70122/share/ACE_pool_DME_CSR_Final/prod/output_saf_bc/t_ae_raw_sg_SOCAE_SEBC_OCTNOV2021_DME.xls
14MAR2022 15:02

POPULATION: Safety-Evaluable Population B vs. C
ENDPOINT: Ocular AEs (Fellow Eye) through Week 56
MODEL: Unstratified analysis
STUDY: GM40349 & GM40398
Dichotomous Analysis by Subgroups (Safety)

		Faricimab (PTI) (N=632)				Aflibercept (N=625)				Faricimab (PTI) vs. Aflibercept																		Aflibercept vs. Faricimab (PTI)				
		Patients		Patients with Event		Patients		Patients with Event		Odds Ratio										Absolute Risk Difference					Relative Risk							Relative Risk				
Name	Level	n	%	n	%	n	%	n	%	Odds Ratio		Convergence Reason	95% Lower CL	95% Upper CL						Absolute Risk		Convergence Reason	95% Lower CL	95% Upper CL	Relative Risk		Convergence Reason	95% Lower CL	95% Upper CL	p-value (Cochran-Mantel-Haenszel)	Interaction Test p-value (likelihood ratio)	Relative Risk		Convergence Reason	95% Lower CL	95% Upper CL
All	n/a	632	100,0	201	31,8	625	100,0	212	33,9	0,91		Convergence criterion (GCONV=1E-8) satisfied.	0,72	1,15						-0,021		Algorithm converged.	-0,073	0,031	0,94		Algorithm converged.	0,80	1,10	0,4247		1,07		Algorithm converged.	0,91	1,25
Study	Rhine	319	50,5	94	29,5	314	50,2	105	33,4	0,83		Convergence criterion (GCONV=1E-8) satisfied.	0,59	1,16						-0,040		Algorithm converged.	-0,112	0,033	0,88		Algorithm converged.	0,70	1,11	0,2822	0,4574	1,13		Algorithm converged.	0,90	1,43
	Yosemite	313	49,5	107	34,2	311	49,8	107	34,4	0,99		Convergence criterion (GCONV=1E-8) satisfied.	0,71	1,38						-0,002		Algorithm converged.	-0,077	0,072	0,99		Algorithm converged.	0,80	1,23	0,9539		1,01		Algorithm converged.	0,81	1,25

Includes AEs with onset up to Day 405 (last day of Week 56 analysis visit window).
Test for interaction based on RR (Log-binomial regression)
* indicates convergence problem. Result is uninterpretable.
Clinical cut-off: YOSEMITE 01NOV2021 and RHINE 28OCT2021

Program: root/clinical_studies/RO6867461/CDT70122/share/ACE_pool_DME_CSR_Final/prod/program/t_ae_raw.sas
Output: root/clinical_studies/RO6867461/CDT70122/share/ACE_pool_DME_CSR_Final/prod/output_saf_bc/t_ae_raw_sg2_FOCAE_AEW56_SEBC_OCTNOV2021_DME.xls
11AUG2022 19:39

POPULATION: Safety-Evaluable Population B vs. C
ENDPOINT: Ocular AEs (Fellow Eye) through Week 56
MODEL: Unadjusted Analysis
STUDY: GR40349 & GR40398
Forest Plot of Relative Risk

Study	Total n	Aflibercept (N=625) n	Aflibercept (N=625) n Responder	Faricimab (PTI) (N=632) n	Faricimab (PTI) (N=632) n Responder	Relative Risk	95% CI
All Patients	1257	625	212	632	201	0.94	(0.80, 1.10)
Study							
Rhine	633	314	105	319	94	0.88	(0.70, 1.11)
Yosemite	624	311	107	313	107	0.99	(0.80, 1.23)

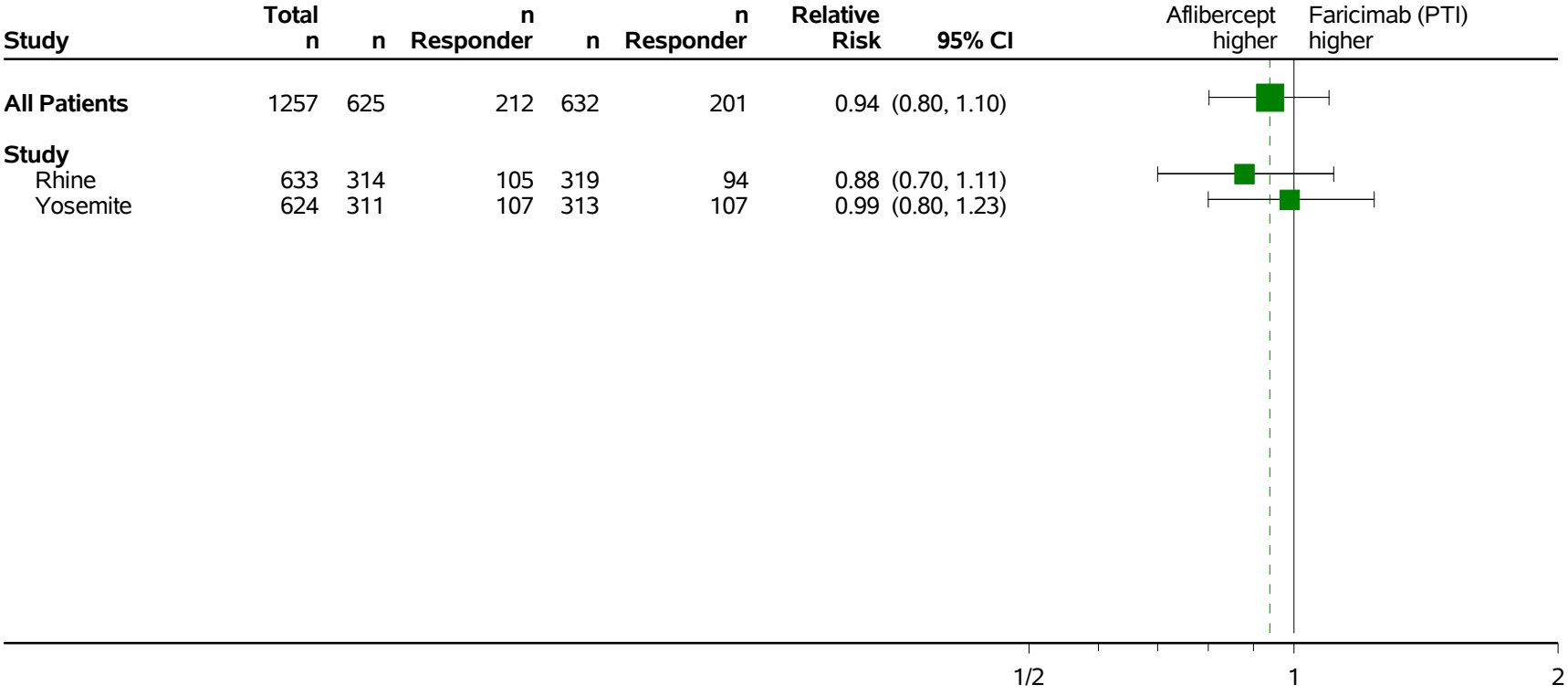

Clinical cut-off: YOSEMITE 01NOV2021 and RHINE 28OCT2021
Program: root/clinical_studies/RO6867461/CDT70122/share/ACE_pool_DME_Base/prod/program/g_forest_rr.sas
Output: root/clinical_studies/RO6867461/CDT70122/share/ACE_pool_DME_CSR_Final/prod/output_saf_bc/g_forest_rr_FOCAE_AEW56_SEBC_OCTNOV2021_DME.pdf 06OCT2022 17:53

POPULATION: Safety-Evaluable Population B vs. C
ENDPOINT: Ocular AEs (Fellow Eye) through Week 56
MODEL: Unstratified Analysis
STUDY: GR40349 & GR40398
Forest Plot of Odds Ratio

Study	Total n	Aflibercept (N=625) n	Aflibercept (N=625) n Responder	Faricimab (PTI) (N=632) n	Faricimab (PTI) (N=632) n Responder	Odds Ratio	95% CI
All Patients	1257	625	212	632	201	0.91	(0.72, 1.15)
Study							
Rhine	633	314	105	319	94	0.83	(0.59, 1.16)
Yosemite	624	311	107	313	107	0.99	(0.71, 1.38)

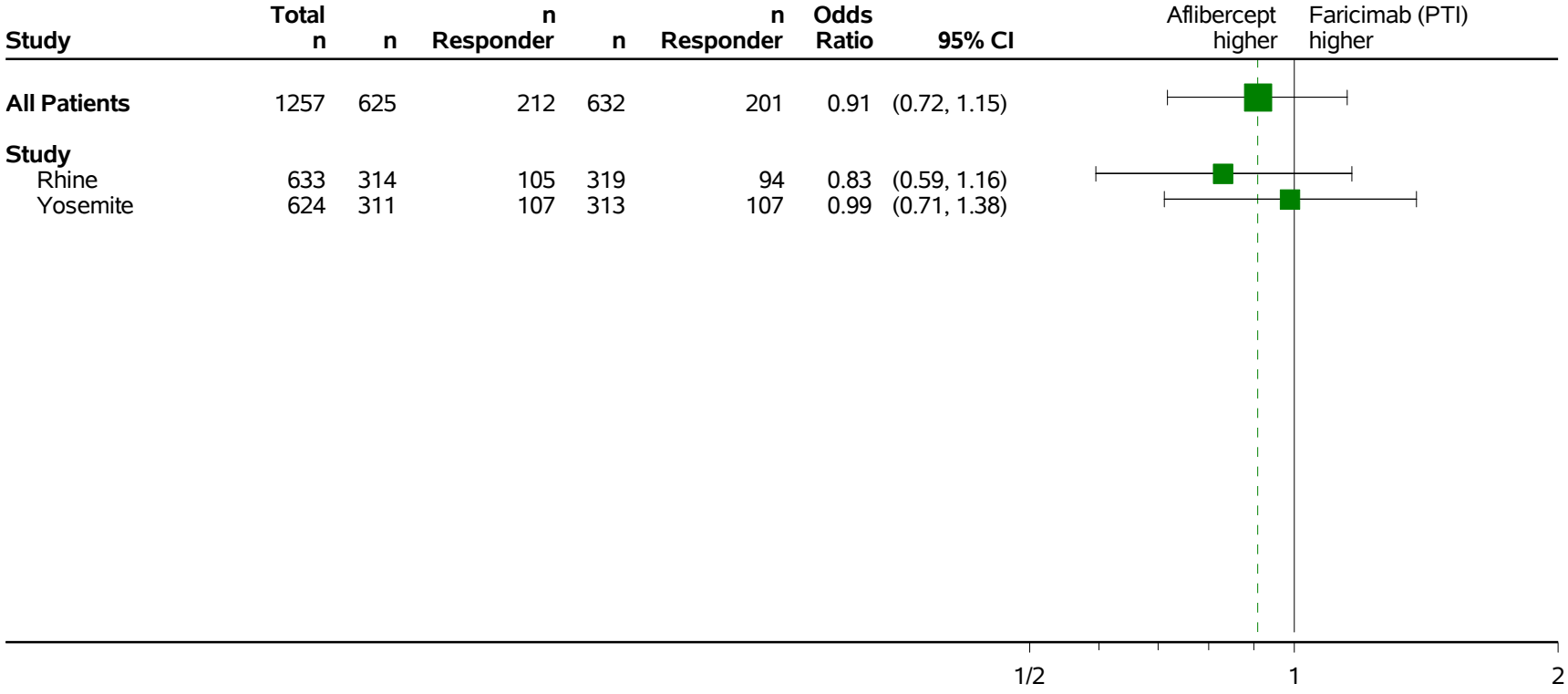

Clinical cut-off: YOSEMITE 01NOV2021 and RHINE 28OCT2021
Program: root/clinical_studies/RO6867461/CDT70122/share/ACE_pool_DME_Base/prod/program/g_forest_or.sas
Output: root/clinical_studies/RO6867461/CDT70122/share/ACE_pool_DME_CSR_Final/prod/output_saf_bc/g_forest_or_FOCAE_AEW56_SEBC_OCTNOV2021_DME.pdf 04OCT2022 16:06

POPULATION: Safety-Evaluable Population B vs. C
ENDPOINT: Ocular AEs (Fellow Eye) through Week 56
MODEL: Unstratified analysis
STUDY: GM40349 & GM40398
Dichotomous Analysis by Subgroups (Safety)

		Faricimab (PTI) (N=632)				Aflibercept (N=625)				Faricimab (PTI) vs. Aflibercept																		Aflibercept vs. Faricimab (PTI)				
		Patients		Patients with Event		Patients		Patients with Event		Odds Ratio																		Relative Risk				
														Absolute Risk Difference						Relative Risk										
Name	Level	n	%	n	%	n	%	n	%	Odds Ratio		Convergence Reason	95% Lower CL	95% Upper CL	Absolute Risk		Convergence Reason	95% Lower CL	95% Upper CL	Relative Risk		Convergence Reason	95% Lower CL	95% Upper CL	p-value (Cochran-Mantel-Haenszel)	Interaction Test p-value (likelihood ratio)	Relative Risk		Convergence Reason	95% Lower CL	95% Upper CL
All	n/a	632	100,0	201	31,8	625	100,0	212	33,9	0,91		Convergence criterion (GCONV=1E-8) satisfied.	0,72	1,15	-0,021		Algorithm converged.	-0,073	0,031	0,94		Algorithm converged.	0,80	1,10	0,4247		1,07		Algorithm converged.	0,91	1,25
Sex	Male	396	62,7	124	31,3	363	58,1	122	33,6	0,90		Convergence criterion (GCONV=1E-8) satisfied.	0,66	1,22	-0,023		Algorithm converged.	-0,090	0,044	0,93		Algorithm converged.	0,76	1,14	0,5000	0,9068	1,07		Algorithm converged.	0,87	1,32
	Female	236	37,3	77	32,6	262	41,9	90	34,4	0,93		Convergence criterion (GCONV=1E-8) satisfied.	0,64	1,34	-0,017		Algorithm converged.	-0,100	0,066	0,95		Algorithm converged.	0,74	1,22	0,6844		1,05		Algorithm converged.	0,82	1,35
Age	< 65 years	352	55,7	99	28,1	362	57,9	136	37,6	0,65		Convergence criterion (GCONV=1E-8) satisfied.	0,47	0,89	-0,094		Algorithm converged.	-0,163	-0,026	0,75		Algorithm converged.	0,60	0,93	0,0073	0,0015	1,34		Algorithm converged.	1,08	1,65
	>= 65 years	280	44,3	102	36,4	263	42,1	76	28,9	1,41		Convergence criterion (GCONV=1E-8) satisfied.	0,98	2,02	0,075		Algorithm converged.	-0,003	0,154	1,26		Algorithm converged.	0,99	1,61	0,0619		0,79		Algorithm converged.	0,62	1,01
Baseline BCVA ETDRS letter score	< 64 letters	281	44,5	98	34,9	284	45,4	103	36,3	0,94		Convergence criterion (GCONV=1E-8) satisfied.	0,67	1,33	-0,014		Algorithm converged.	-0,093	0,065	0,96		Algorithm converged.	0,77	1,20	0,7299	0,8006	1,04		Algorithm converged.	0,83	1,30
	>= 64 letters	349	55,2	103	29,5	341	54,6	109	32,0	0,89		Convergence criterion (GCONV=1E-8) satisfied.	0,64	1,23	-0,025		Algorithm converged.	-0,093	0,044	0,92		Algorithm converged.	0,74	1,16	0,4855		1,08		Algorithm converged.	0,87	1,36
	Missing	2	0,3	0	0,0	0	0,0	0	0,0	NE		NE	NE	NE	NE		NE	NE	NE	NE		NE	NE	NE	NE		NE		NE	NE	NE
Geographic region	Europe	219	34,7	59	26,9	218	34,9	58	26,6	1,02		Convergence criterion (GCONV=1E-8) satisfied.	0,67	1,55	0,003		Algorithm converged.	-0,080	0,086	1,01		Algorithm converged.	0,74	1,38	0,9370	0,5089	0,99		Algorithm converged.	0,72	1,35
	America	344	54,4	112	32,6	339	54,2	127	37,5	0,81		Convergence criterion (GCONV=1E-8) satisfied.	0,59	1,10	-0,049		Algorithm converged.	-0,121	0,022	0,87		Algorithm converged.	0,71	1,07	0,1793		1,15		Algorithm converged.	0,94	1,41
	Asia Pacific (inc. Australia)	69	10,9	30	43,5	68	10,9	27	39,7	1,17		Convergence criterion (GCONV=1E-8) satisfied.	0,59	2,31	0,038		Algorithm converged.	-0,127	0,203	1,10		Algorithm converged.	0,74	1,63	0,6554		0,91		Algorithm converged.	0,61	1,36

Includes AEs with onset up to Day 405 (last day of Week 56 analysis visit window).
Test for interaction based on RR (Log-binomial regression)
* indicates convergence problem. Result is uninterpretable.
Clinical cut-off: YOSEMITE 01NOV2021 and RHINE 28OCT2021

Program: root/clinical_studies/RO6867461/CDT70122/share/ACE_pool_DME_CSR_Final/prod/program/t_ae_raw.sas
Output: root/clinical_studies/RO6867461/CDT70122/share/ACE_pool_DME_CSR_Final/prod/output_saf_bc/t_ae_raw_sg_FOCAE_AEW56_SEBC_OCTNOV2021_DME.xls
11AUG2022 16:24

POPULATION: Safety-Evaluable Population B vs. C
ENDPOINT: Ocular AEs (Fellow Eye) throughout the Entire Study
MODEL: Unstratified analysis
STUDY: GM40349 & GM40398
Dichotomous Analysis by Subgroups (Safety)

		Faricimab (PTI) (N=632)				Aflibercept (N=625)				Faricimab (PTI) vs. Aflibercept																Aflibercept vs. Faricimab (PTI)				
		Patients		Patients with Event		Patients		Patients with Event		Odds Ratio					Absolute Risk Difference					Relative Risk							Relative Risk				
Name	Level	n	%	n	%	n	%	n	%	Odds Ratio		Convergence Reason	95% Lower CL	95% Upper CL	Absolute Risk		Convergence Reason	95% Lower CL	95% Upper CL	Relative Risk		Convergence Reason	95% Lower CL	95% Upper CL	p-value (Cochran-Mantel-Haenszel)	Interaction Test p-value (likelihood ratio)	Relative Risk		Convergence Reason	95% Lower CL	95% Upper CL
All	n/a	632	100,0	270	42,7	625	100,0	283	45,3	0,90		Convergence criterion (GCONV=1E-8) satisfied.	0,72	1,13	-0,026		Algorithm converged.	-0,080	0,029	0,94		Algorithm converged.	0,83	1,07	0,3611		1,06		Algorithm converged.	0,94	1,20
Study	Rhine	319	50,5	138	43,3	314	50,2	139	44,3	0,96		Convergence criterion (GCONV=1E-8) satisfied.	0,70	1,31	-0,010		Algorithm converged.	-0,087	0,067	0,98		Algorithm converged.	0,82	1,17	0,7985	0,5804	1,02		Algorithm converged.	0,86	1,22
	Yosemite	313	49,5	132	42,2	311	49,8	144	46,3	0,85		Convergence criterion (GCONV=1E-8) satisfied.	0,62	1,16	-0,041		Algorithm converged.	-0,119	0,037	0,91		Algorithm converged.	0,76	1,08	0,2994		1,10		Algorithm converged.	0,92	1,31

Test for interaction based on RR (Log-binomial regression)
* indicates convergence problem. Result is uninterpretable.
Clinical cut-off: YOSEMITE 01NOV2021 and RHINE 28OCT2021

Program: root/global/globalshare/morse_macros/current/prod/program/t_ae_raw.sas
Output: root/clinical_studies/RO6867461/CDT70122/share/ACE_pool_DME_CSR_Final/prod/output_saf_bc/t_ae_raw_sg2_FOCAE_SEBC_OCTNOV2021_DME.xls
14MAR2022 17:31

POPULATION: Safety-Evaluable Population B vs. C
ENDPOINT: Ocular AEs (Fellow Eye) throughout the Entire Study
MODEL: Unadjusted Analysis
STUDY: GR40349 & GR40398
Forest Plot of Relative Risk

Study	Total n	Aflibercept (N=625) n	Aflibercept (N=625) n Responder	Faricimab (PTI) (N=632) n	Faricimab (PTI) (N=632) n Responder	Relative Risk	95% CI
All Patients	1257	625	283	632	270	0.94	(0.83, 1.07)
Study							
Rhine	633	314	139	319	138	0.98	(0.82, 1.17)
Yosemite	624	311	144	313	132	0.91	(0.76, 1.09)

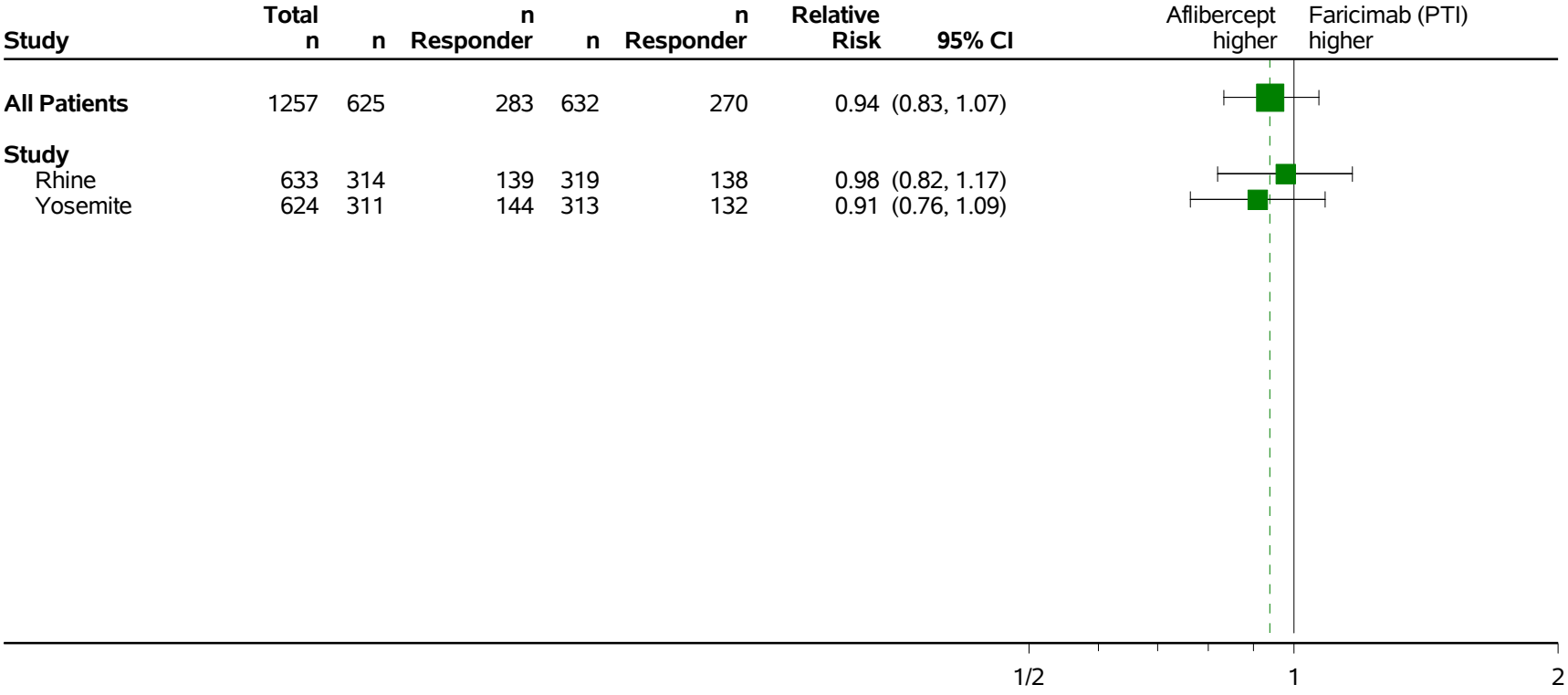

Clinical cut-off: YOSEMITE 01NOV2021 and RHINE 28OCT2021
Program: root/clinical_studies/RO6867461/CDT70122/share/ACE_pool_DME_Base/prod/program/g_forest_rr.sas
Output: root/clinical_studies/RO6867461/CDT70122/share/ACE_pool_DME_CSR_Final/prod/output_saf_bc/g_forest_rr_FOCAE_SEBC_OCTNOV2021_DME.pdf 06OCT2022 17:54

POPULATION: Safety-Evaluable Population B vs. C
ENDPOINT: Ocular AEs (Fellow Eye) throughout the Entire Study
MODEL: Unstratified Analysis
STUDY: GR40349 & GR40398
Forest Plot of Odds Ratio

Study	Total n	Aflibercept (N=625) n	Aflibercept (N=625) n Responder	Faricimab (PTI) (N=632) n	Faricimab (PTI) (N=632) n Responder	Odds Ratio	95% CI
All Patients	1257	625	283	632	270	0.90	(0.72, 1.13)
Study							
Rhine	633	314	139	319	138	0.96	(0.70, 1.31)
Yosemite	624	311	144	313	132	0.85	(0.62, 1.16)

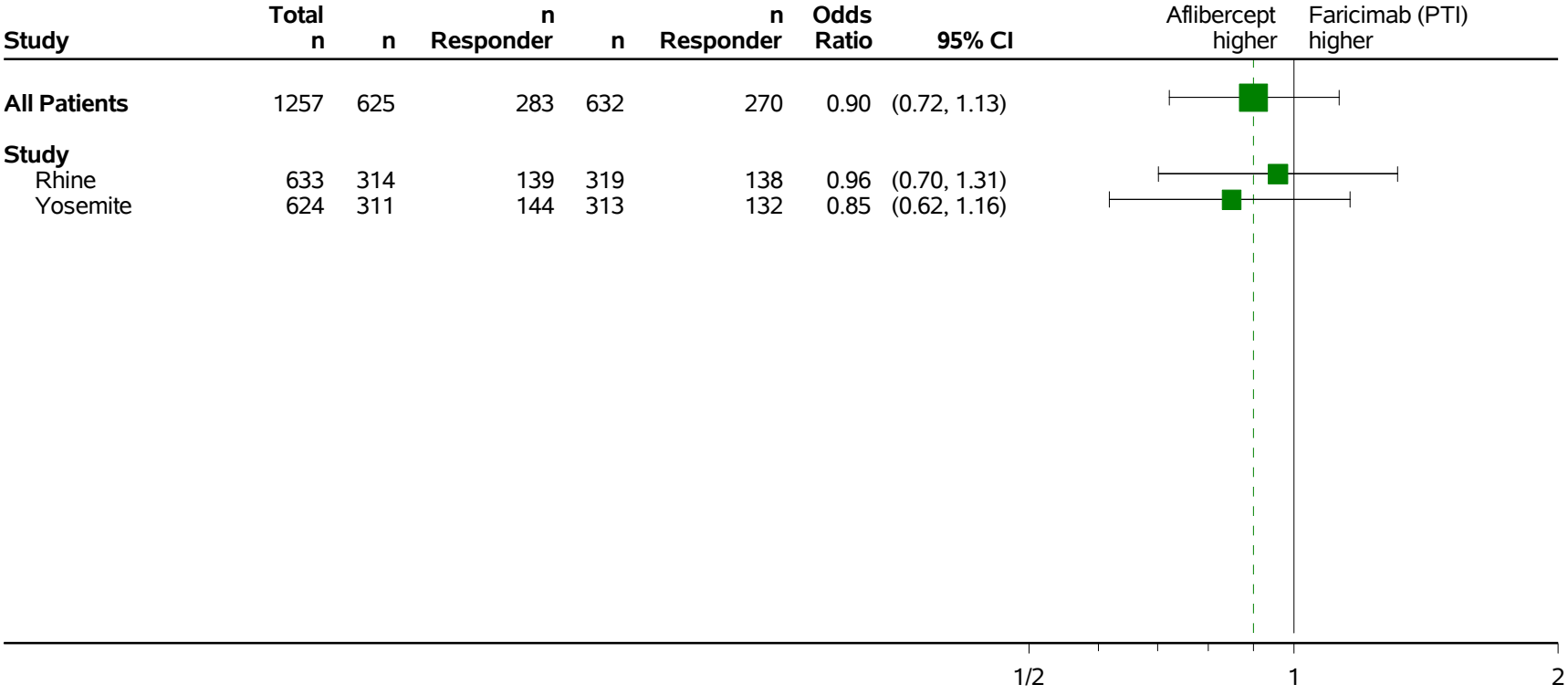

Clinical cut-off: YOSEMITE 01NOV2021 and RHINE 28OCT2021
Program: root/clinical_studies/RO6867461/CDT70122/share/ACE_pool_DME_Base/prod/program/g_forest_or.sas
Output: root/clinical_studies/RO6867461/CDT70122/share/ACE_pool_DME_CSR_Final/prod/output_saf_bc/g_forest_or_FOCAE_SEBC_OCTNOV2021_DME.pdf 04OCT2022 16:07

POPULATION: Safety-Evaluable Population B vs. C
ENDPOINT: Ocular AEs (Fellow Eye) throughout the Entire Study
MODEL: Unstratified analysis
STUDY: GR40349 & GR40398
Dichotomous Analysis by Subgroups (Safety)

		Faricimab (PTI) (N=632)				Aflibercept (N=625)				Faricimab (PTI) vs. Aflibercept																Aflibercept vs. Faricimab (PTI)			
		Patients		Patients with Event		Patients		Patients with Event		Odds Ratio				Absolute Risk Difference				Relative Risk								Relative Risk			
Name	Level	n	%	n	%	n	%	n	%	Odds Ratio	Convergence Reason	95% Lower CL	95% Upper CL	Absolute Risk	Convergence Reason	95% Lower CL	95% Upper CL	Relative Risk	Convergence Reason	95% Lower CL	95% Upper CL	p-value (Cochran Mantel-Haenszel)	Interaction Test p-value (likelihood ratio)	Relative Risk	Convergence Reason	95% Lower CL	95% Upper CL
All	n/a	632	100,0	270	42,7	625	100,0	283	45,3	0,90	Convergence criterion (GCONV=1E-8) satisfied.	0,72	1,13	-0,026	Algorithm converged.	-0,080	0,029	0,94	Algorithm converged.	0,83	1,07	0,3611		1,06	Algorithm converged.	0,94	1,20
Sex	Male	396	62,7	160	40,4	363	58,1	158	43,5	0,88	Convergence criterion (GCONV=1E-8) satisfied.	0,66	1,17	-0,031	Algorithm converged.	-0,101	0,039	0,93	Algorithm converged.	0,79	1,10	0,3842	0,6894	1,08	Algorithm converged.	0,91	1,27
	Female	236	37,3	110	46,6	262	41,9	125	47,7	0,96	Convergence criterion (GCONV=1E-8) satisfied.	0,67	1,36	-0,011	Algorithm converged.	-0,099	0,077	0,98	Algorithm converged.	0,81	1,18	0,8063		1,02	Algorithm converged.	0,85	1,23
Age	< 65 years	352	55,7	138	39,2	362	57,9	176	48,6	0,68	Convergence criterion (GCONV=1E-8) satisfied.	0,51	0,92	-0,094	Algorithm converged.	-0,167	-0,022	0,81	Algorithm converged.	0,68	0,95	0,0113	0,0050	1,24	Algorithm converged.	1,02	1,47
	>= 65 years	280	44,3	132	47,1	263	42,1	107	40,7	1,30	Convergence criterion (GCONV=1E-8) satisfied.	0,93	1,83	0,065	Algorithm converged.	-0,019	0,148	1,16	Algorithm converged.	0,96	1,40	0,1301		0,86	Algorithm converged.	0,71	1,05
Baseline BCVA ETDRS letter score	< 64 letters	281	44,5	129	45,9	284	45,4	143	50,4	0,84	Convergence criterion (GCONV=1E-8) satisfied.	0,60	1,16	-0,044	Algorithm converged.	-0,127	0,039	0,91	Algorithm converged.	0,77	1,08	0,2909	0,5473	1,10	Algorithm converged.	0,92	1,30
	>= 64 letters	349	55,2	141	40,4	341	54,6	140	41,1	0,97	Convergence criterion (GCONV=1E-8) satisfied.	0,72	1,32	-0,007	Algorithm converged.	-0,080	0,067	0,98	Algorithm converged.	0,82	1,18	0,8612		1,02	Algorithm converged.	0,85	1,22
	Missing	2	0,3	0	0,0	0	0,0	0	0,0	NE		NE	NE	NE	NE	NE	NE	NE	NE	NE	NE	NE		NE	NE	NE	NE
Geographic region	Europe	219	34,7	84	38,4	218	34,9	83	38,1	1,01	Convergence criterion (GCONV=1E-8) satisfied.	0,69	1,49	0,003	Algorithm converged.	-0,088	0,094	1,01	Algorithm converged.	0,79	1,28	0,9516	0,5512	0,99	Algorithm converged.	0,78	1,26
	America	344	54,4	147	42,7	339	54,2	163	48,1	0,81	Convergence criterion (GCONV=1E-8) satisfied.	0,60	1,09	-0,054	Algorithm converged.	-0,128	0,021	0,89	Algorithm converged.	0,75	1,05	0,1606		1,13	Algorithm converged.	0,95	1,33
	Asia Pacific (inc. Australia)	69	10,9	39	56,5	68	10,9	37	54,4	1,09	Convergence criterion (GCONV=1E-8) satisfied.	0,56	2,14	0,021	Algorithm converged.	-0,145	0,188	1,04	Algorithm converged.	0,77	1,40	0,8045		0,96	Algorithm converged.	0,71	1,30

Test for interaction based on RR (Log-binomial regression)
* indicates convergence problem. Result is uninterpretable.
Clinical cut-off: YOSEMITE 01NOV2021 and RHINE 28OCT2021

Program: root/global/globalshare/morse_macros/current/prod/program/t_ae_raw.sas
Output: root/clinical_studies/RO6867461/CDT70122/share/ACE_pool_DME_CSR_Final/prod/output_saf_bc/t_ae_raw_sg_FOCAE_SEBC_OCTNOV2021_DME.xls
14MAR2022 15:12

POPULATION: Safety-Evaluable Population B vs. C
ENDPOINT: Moderate AEs through Week 56
MODEL: Unstratified analysis
STUDY: GR40349 & GR40398
Dichotomous Analysis by Subgroups (Safety)

		Faricimab (PTI) (N=632)				Aflibercept (N=625)				Faricimab (PTI) vs. Aflibercept																	Aflibercept vs. Faricimab (PTI)				
		Patients		Patients with Event		Patients		Patients with Event		Odds Ratio					Absolute Risk Difference					Relative Risk							Relative Risk				
Name	Level	n	%	n	%	n	%	n	%	Odds Ratio		Convergence Reason	95% Lower CL	95% Upper CL	Absolute Risk		Convergence Reason	95% Lower CL	95% Upper CL	Relative Risk		Convergence Reason	95% Lower CL	95% Upper CL	p-value (Cochran-Mantel-Haenszel)	Interaction Test p-value (likelihood ratio)	Relative Risk		Convergence Reason	95% Lower CL	95% Upper CL
All	n/a	632	100,0	207	32,8	625	100,0	178	28,5	1,22		Convergence criterion (GCONV=1E-8) satisfied.	0,96	1,56	0,043		Algorithm converged.	-0,008	0,094	1,15		Algorithm converged.	0,97	1,36	0,1004		0,87		Algorithm converged.	0,74	1,03
Study	Rhine	319	50,5	96	30,1	314	50,2	88	28,0	1,11		Convergence criterion (GCONV=1E-8) satisfied.	0,78	1,56	0,021		Algorithm converged.	-0,050	0,091	1,07		Algorithm converged.	0,84	1,37	0,5669	0,4391	0,93		Algorithm converged.	0,73	1,19
	Yosemite	313	49,5	111	35,5	311	49,8	90	28,9	1,35		Convergence criterion (GCONV=1E-8) satisfied.	0,96	1,89	0,065		Algorithm converged.	-0,008	0,138	1,23		Algorithm converged.	0,97	1,54	0,0814		0,82		Algorithm converged.	0,65	1,03

Includes AEs with onset up to Day 405 (last day of Week 56 analysis visit window).
Only AEs of highest severity are counted.
Test for interaction based on RR (Log-binomial regression)
* indicates convergence problem. Result is uninterpretable.
Clinical cut-off: YOSEMITE 01NOV2021 and RHINE 28OCT2021

Program: root/clinical_studies/RO6867461/CDT70122/share/ACE_pool_DME_CSR_Final/prod/program/t_ae_raw.sas
Output: root/clinical_studies/RO6867461/CDT70122/share/ACE_pool_DME_CSR_Final/prod/output_saf_bc/t_ae_raw_sg2_WMODAE_AEW56_SEBC_OCTNOV2021_DME.xls
11AUG2022 19:07

POPULATION: Safety-Evaluable Population B vs. C
ENDPOINT: Moderate AEs through Week 56
MODEL: Unadjusted Analysis
STUDY: GR40349 & GR40398
Forest Plot of Relative Risk

Study	Total n	Aflibercept (N=625) n	Aflibercept (N=625) n Responder	Faricimab (PTI) (N=632) n	Faricimab (PTI) (N=632) n Responder	Relative Risk	95% CI
All Patients	1257	625	178	632	207	1.15	(0.97, 1.36)
Study							
Rhine	633	314	88	319	96	1.07	(0.84, 1.37)
Yosemite	624	311	90	313	111	1.23	(0.97, 1.54)

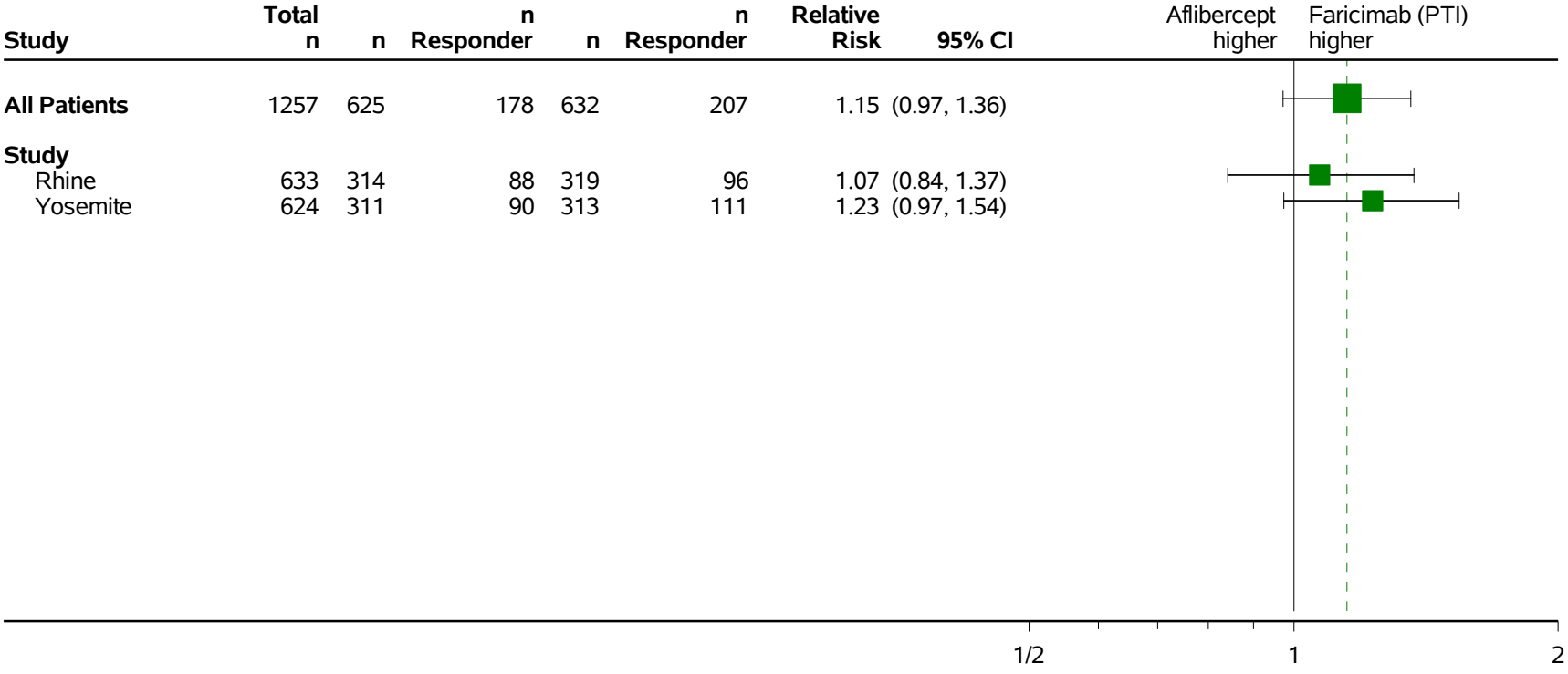

Only AEs of highest severity are counted.
Clinical cut-off: YOSEMITE 01NOV2021 and RHINE 28OCT2021
Program: root/clinical_studies/RO6867461/CDT70122/share/ACE_pool_DME_Base/prod/program/g_forest_rr.sas
Output: root/clinical_studies/RO6867461/CDT70122/share/ACE_pool_DME_CSR_Final/prod/output_saf_bc/g_forest_rr_WMODAE_AEW56_SEBC_OCTNOV2021_DME.pdf 06OCT2022 17:36

POPULATION: Safety-Evaluable Population B vs. C
ENDPOINT: Moderate AEs through Week 56
MODEL: Unstratified Analysis
STUDY: GR40349 & GR40398
Forest Plot of Odds Ratio

Study	Total n	Aflibercept (N=625) n	Aflibercept (N=625) n Responder	Faricimab (PTI) (N=632) n	Faricimab (PTI) (N=632) n Responder	Odds Ratio	95% CI
All Patients	1257	625	178	632	207	1.22	(0.96, 1.56)
Study							
Rhine	633	314	88	319	96	1.11	(0.78, 1.56)
Yosemite	624	311	90	313	111	1.35	(0.96, 1.89)

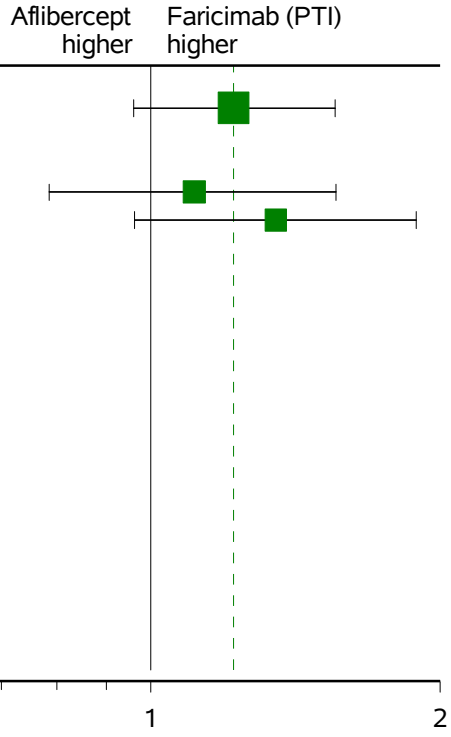

Only AEs of highest severity are counted.
Clinical cut-off: YOSEMITE 01NOV2021 and RHINE 28OCT2021
Program: root/clinical_studies/RO6867461/CDT70122/share/ACE_pool_DME_Base/prod/program/g_forest_or.sas
Output: root/clinical_studies/RO6867461/CDT70122/share/ACE_pool_DME_CSR_Final/prod/output_saf_bc/g_forest_or_WMODAE_AEW56_SEBC_OCTNOV2021_DME.pdf 04OCT2022 15:53

POPULATION: Safety-Evaluable Population B vs. C
ENDPOINT: Moderate AEs through Week 56
MODEL: Unstratified analysis
STUDY: GR40349 & GR40398
Dichotomous Analysis by Subgroups (Safety)

		Faricimab (PTI) (N=632)				Aflibercept (N=625)				Faricimab (PTI) vs. Aflibercept																Aflibercept vs. Faricimab (PTI)				
		Patients		Patients with Event		Patients		Patients with Event		Odds Ratio					Absolute Risk Difference					Relative Risk							Relative Risk				
Name	Level	n	%	n	%	n	%	n	%	Odds Ratio		Convergence Reason	95% Lower CL	95% Upper CL	Absolute Risk		Convergence Reason	95% Lower CL	95% Upper CL	Relative Risk		Convergence Reason	95% Lower CL	95% Upper CL	p-value (Cochran-Mantel-Haenszel)	Interaction Test p-value (likelihood ratio)	Relative Risk		Convergence Reason	95% Lower CL	95% Upper CL
All	n/a	632	100,0	207	32,8	625	100,0	178	28,5	1,22		Convergence criterion (GCONV=1E-8) satisfied.	0,96	1,56	0,043		Algorithm converged.	-0,008	0,094	1,15		Algorithm converged.	0,97	1,36	0,1004		0,87		Algorithm converged.	0,74	1,03
Sex	Male	396	62,7	126	31,8	363	58,1	97	26,7	1,28		Convergence criterion (GCONV=1E-8) satisfied.	0,93	1,75	0,051		Algorithm converged.	-0,014	0,116	1,19		Algorithm converged.	0,95	1,49	0,1239	0,6838	0,84		Algorithm converged.	0,67	1,05
	Female	236	37,3	81	34,3	262	41,9	81	30,9	1,17		Convergence criterion (GCONV=1E-8) satisfied.	0,80	1,70	0,034		Algorithm converged.	-0,048	0,117	1,11		Algorithm converged.	0,86	1,43	0,4183		0,90		Algorithm converged.	0,70	1,16
Age	< 65 years	352	55,7	117	33,2	362	57,8	109	30,1	1,16		Convergence criterion (GCONV=1E-8) satisfied.	0,84	1,58	0,031		Algorithm converged.	-0,037	0,100	1,10		Algorithm converged.	0,89	1,37	0,3693	0,5492	0,91		Algorithm converged.	0,73	1,12
	>= 65 years	280	44,3	90	32,1	263	42,1	69	26,2	1,33		Convergence criterion (GCONV=1E-8) satisfied.	0,92	1,93	0,059		Algorithm converged.	-0,017	0,135	1,23		Algorithm converged.	0,94	1,60	0,1310		0,82		Algorithm converged.	0,63	1,06
Baseline BCVA ETDRS letter score	< 64 letters	281	44,5	86	30,6	284	45,4	84	29,6	1,05		Convergence criterion (GCONV=1E-8) satisfied.	0,73	1,50	0,010		Algorithm converged.	-0,065	0,086	1,03		Algorithm converged.	0,80	1,33	0,7902	0,2773	0,97		Algorithm converged.	0,75	1,24
	>= 64 letters	349	55,2	120	34,4	341	54,6	94	27,6	1,38		Convergence criterion (GCONV=1E-8) satisfied.	1,00	1,90	0,068		Algorithm converged.	-0,001	0,137	1,25		Algorithm converged.	1,00	1,56	0,0531		0,80		Algorithm converged.	0,64	1,00
	Missing	2	0,3	1	50,0	0	0,0	0	0,0	NE			NE	NE	NE		NE	NE	NE	NE		NE	NE	NE	NE		NE		NE	NE	NE
Geographic region	Europe	219	34,7	74	33,8	218	34,9	56	25,7	1,48		Convergence criterion (GCONV=1E-8) satisfied.	0,98	2,23	0,081		Algorithm converged.	-0,004	0,166	1,32		Algorithm converged.	0,98	1,76	0,0643	0,5149	0,76		Algorithm converged.	0,57	1,02
	America	344	54,4	112	32,6	339	54,2	104	30,7	1,09		Convergence criterion (GCONV=1E-8) satisfied.	0,78	1,51	0,019		Algorithm converged.	-0,051	0,089	1,06		Algorithm converged.	0,83	1,32	0,5976		0,94		Algorithm converged.	0,76	1,18
	Asia Pacific (inc. Australia)	69	10,9	21	30,4	68	10,9	18	26,5	1,22		Convergence criterion (GCONV=1E-8) satisfied.	0,58	2,56	0,040		Algorithm converged.	-0,111	0,191	1,15		Algorithm converged.	0,67	1,96	0,6085		0,87		Algorithm converged.	0,51	1,48

Includes AEs with onset up to Day 405 (last day of Week 56 analysis visit window).
Only AEs of highest severity are counted.
Test for interaction based on RR (Log-binomial regression)
* indicates convergence problem. Result is uninterpretable.
Clinical cut-off: YOSEMITE 01NOV2021 and RHINE 28OCT2021

Program: root/clinical_studies/RO6867461/CDT70122/share/ACE_pool_DME_CSR_Final/prod/program/t_ae_raw.sas
Output: root/clinical_studies/RO6867461/CDT70122/share/ACE_pool_DME_CSR_Final/prod/output_saf_bc/t_ae_raw_sg_WMODAE_AEW56_SEBC_OCTNOV2021_DME.xls
11AUG2022 15:58

POPULATION: Safety-Evaluable Population B vs. C
ENDPOINT: Moderate AEs throughout the Entire Study
MODEL: Unstratified analysis
STUDY: GM40349 & GM40398
Dichotomous Analysis by Subgroups (Safety)

		Faricimab (FTI) (N=632)				Aflibercept (N=625)				Faricimab (FTI) vs. Aflibercept																Aflibercept vs. Faricimab (FTI)				
		Patients		Patients with Event		Patients		Patients with Event		Odds Ratio					Absolute Risk Difference					Relative Risk							Relative Risk				
Name	Level	n	%	n	%	n	%	n	%	Odds Ratio		Convergence Reason	95% Lower CL	95% Upper CL	Absolute Risk		Convergence Reason	95% Lower CL	95% Upper CL	Relative Risk		Convergence Reason	95% Lower CL	95% Upper CL	p-value (Cochran-Mantel-Haenszel)	Interaction Test p-value (likelihood ratio)	Relative Risk		Convergence Reason	95% Lower CL	95% Upper CL
All	n/a	632	100,0	242	38,3	625	100,0	214	34,2	1,19		Convergence criterion (GCONV=1E-8) satisfied.	0,95	1,50	0,041		Algorithm converged.	-0,013	0,094	1,12		Algorithm converged.	0,97	1,30	0,1354		0,89		Algorithm converged.	0,77	1,04
Study	Rhine	319	50,5	123	38,6	314	50,2	99	31,5	1,36		Convergence criterion (GCONV=1E-8) satisfied.	0,98	1,89	0,070		Algorithm converged.	-0,004	0,144	1,22		Algorithm converged.	0,99	1,51	0,0641	0,2479	0,82		Algorithm converged.	0,66	1,01
	Yosemite	313	49,5	119	38,0	311	49,8	115	37,0	1,05		Convergence criterion (GCONV=1E-8) satisfied.	0,76	1,45	0,010		Algorithm converged.	-0,066	0,086	1,03		Algorithm converged.	0,84	1,26	0,7883		0,97		Algorithm converged.	0,79	1,19

Only AEs of highest severity are counted.
Test for interaction based on RR (Log-binomial regression)
* indicates convergence problem. Result is uninterpretable.
Clinical cut-off: YOSEMITE 01NOV2021 and RHINE 28OCT2021

Program: root/global/globalshare/morse_macros/current/prod/program/t_ae_raw.sas
Output: root/clinical_studies/RO6867461/CDT70122/share/ACE_pool_DME_CSR_Final/prod/output_saf_bc/t_ae_raw_sg2_WMODAE_SEBC_OCTNOV2021_DME.xls
14MAR2022 17:05

POPULATION: Safety-Evaluable Population B vs. C
ENDPOINT: Moderate AEs throughout the Entire Study
MODEL: Unadjusted Analysis
STUDY: GR40349 & GR40398
Forest Plot of Relative Risk

Study	Total n	Aflibercept (N=625) n	Aflibercept (N=625) n Responder	Faricimab (PTI) (N=632) n	Faricimab (PTI) (N=632) n Responder	Relative Risk	95% CI
All Patients	1257	625	214	632	242	1.12	(0.97, 1.30)
Study							
Rhine	633	314	99	319	123	1.22	(0.99, 1.51)
Yosemite	624	311	115	313	119	1.03	(0.84, 1.26)

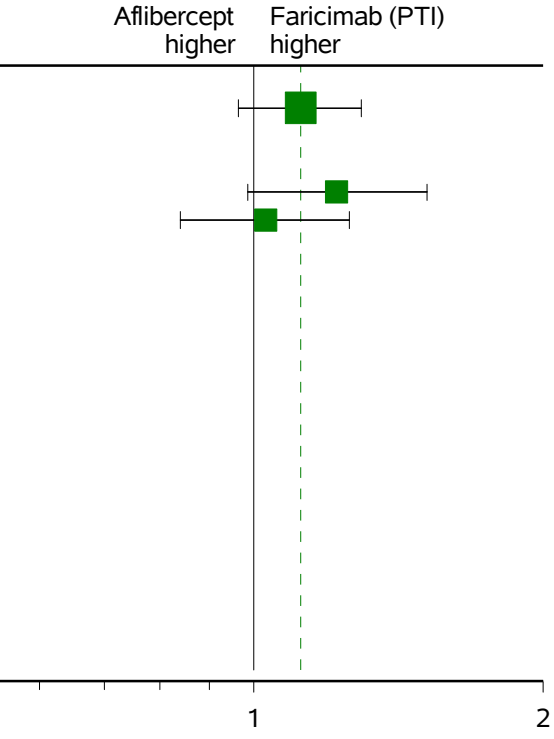

Only AEs of highest severity are counted.
Clinical cut-off: YOSEMITE 01NOV2021 and RHINE 28OCT2021
Program: root/clinical_studies/RO6867461/CDT70122/share/ACE_pool_DME_Base/prod/program/g_forest_rr.sas
Output: root/clinical_studies/RO6867461/CDT70122/share/ACE_pool_DME_CSR_Final/prod/output_saf_bc/g_forest_rr_WMODAE_SEBC_OCTNOV2021_DME.pdf 06OCT2022 17:37

POPULATION: Safety-Evaluable Population B vs. C
ENDPOINT: Moderate AEs throughout the Entire Study
MODEL: Unstratified Analysis
STUDY: GR40349 & GR40398
Forest Plot of Odds Ratio

Study	Total n	Aflibercept (N=625) n	Aflibercept (N=625) n Responder	Faricimab (PTI) (N=632) n	Faricimab (PTI) (N=632) n Responder	Odds Ratio	95% CI
All Patients	1257	625	214	632	242	1.19	(0.95, 1.50)
Study							
Rhine	633	314	99	319	123	1.36	(0.98, 1.89)
Yosemite	624	311	115	313	119	1.05	(0.76, 1.45)

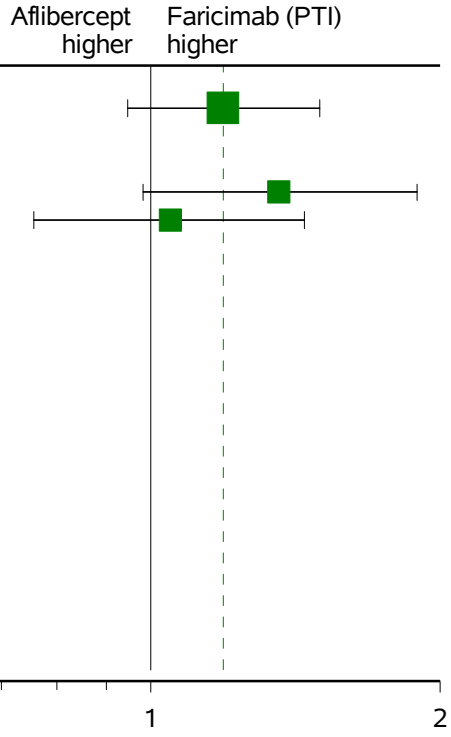

Only AEs of highest severity are counted.
Clinical cut-off: YOSEMITE 01NOV2021 and RHINE 28OCT2021
Program: root/clinical_studies/RO6867461/CDT70122/share/ACE_pool_DME_Base/prod/program/g_forest_or.sas
Output: root/clinical_studies/RO6867461/CDT70122/share/ACE_pool_DME_CSR_Final/prod/output_saf_bc/g_forest_or_WMODAE_SEBC_OCTNOV2021_DME.pdf 04OCT2022 15:54

POPULATION: Safety-Evaluable Population B vs. C
ENDPOINT: Moderate AEs throughout the Entire Study
MODEL: Unstratified analysis
STUDY: GR40349 & GR40398
Dichotomous Analysis by Subgroups (Safety)

		Faricimab (PTI) (N=632)				Aflibercept (N=625)				Faricimab (PTI) vs. Aflibercept																Aflibercept vs. Faricimab (PTI)				
		Patients		Patients with Event		Patients		Patients with Event		Odds Ratio				Absolute Risk Difference				Relative Risk								Relative Risk				
Name	Level	n	%	n	%	n	%	n	%	Odds Ratio	Convergence Reason	95% Lower CL	95% Upper CL	Absolute Risk	Convergence Reason	95% Lower CL	95% Upper CL	Relative Risk	Convergence Reason	95% Lower CL	95% Upper CL	p-value (Cochran-Mantel-Haenszel)	Interaction Test p-value (likelihood ratio)	Relative Risk	Convergence Reason	95% Lower CL	95% Upper CL
All	n/a	632	100,0	242	38,3	625	100,0	214	34,2	1,19	Convergence criterion (GCONV=1E-8) satisfied.	0,95	1,50	0,041	Algorithm converged.	-0,013	0,094	1,12	Algorithm converged.	0,97	1,30	0,1354		0,89	Algorithm converged.	0,77	1,04
Sex	Male	396	62,7	149	37,6	363	58,1	115	31,7	1,30	Convergence criterion (GCONV=1E-8) satisfied.	0,96	1,76	0,059	Algorithm converged.	-0,008	0,127	1,19	Algorithm converged.	0,98	1,45	0,0860	0,3899	0,84	Algorithm converged.	0,69	1,03
	Female	236	37,3	93	39,4	262	41,9	99	37,8	1,07	Convergence criterion (GCONV=1E-8) satisfied.	0,75	1,54	0,016	Algorithm converged.	-0,069	0,102	1,04	Algorithm converged.	0,84	1,30	0,7109		0,96	Algorithm converged.	0,77	1,20
Age	< 65 years	352	55,7	139	39,5	362	57,9	131	36,2	1,15	Convergence criterion (GCONV=1E-8) satisfied.	0,85	1,56	0,033	Algorithm converged.	-0,038	0,104	1,09	Algorithm converged.	0,90	1,32	0,3635	0,6675	0,92	Algorithm converged.	0,76	1,11
	>= 65 years	280	44,3	103	36,8	263	42,1	83	31,6	1,26	Convergence criterion (GCONV=1E-8) satisfied.	0,88	1,80	0,052	Algorithm converged.	-0,027	0,132	1,17	Algorithm converged.	0,92	1,47	0,2000		0,86	Algorithm converged.	0,68	1,09
Baseline BCVA ETDRS letter score	< 64 letters	281	44,5	95	33,8	284	45,4	100	35,2	0,94	Convergence criterion (GCONV=1E-8) satisfied.	0,66	1,33	-0,014	Algorithm converged.	-0,092	0,064	0,96	Algorithm converged.	0,76	1,21	0,7259	0,0819	1,04	Algorithm converged.	0,83	1,31
	>= 64 letters	349	55,2	146	41,8	341	54,6	114	33,4	1,43	Convergence criterion (GCONV=1E-8) satisfied.	1,05	1,95	0,084	Algorithm converged.	0,012	0,156	1,25	Algorithm converged.	1,03	1,52	0,0229		0,80	Algorithm converged.	0,66	0,97
	Missing	2	0,3	1	50,0	0	0,0	0	0,0	NE		NE	NE	NE	NE	NE	NE	NE	NE	NE	NE	NE		NE	NE	NE	NE
Geographic region	Europe	219	34,7	91	41,6	218	34,9	79	36,2	1,25	Convergence criterion (GCONV=1E-8) satisfied.	0,85	1,84	0,053	Algorithm converged.	-0,038	0,144	1,15	Algorithm converged.	0,91	1,45	0,2551	0,9057	0,87	Algorithm converged.	0,63	1,10
	America	344	54,4	121	35,2	339	54,2	110	32,4	1,13	Convergence criterion (GCONV=1E-8) satisfied.	0,82	1,55	0,027	Algorithm converged.	-0,044	0,098	1,08	Algorithm converged.	0,88	1,34	0,4518		0,92	Algorithm converged.	0,75	1,14
	Asia Pacific (inc. Australia)	69	10,9	30	43,5	68	10,9	25	36,8	1,32	Convergence criterion (GCONV=1E-8) satisfied.	0,67	2,63	0,067	Algorithm converged.	-0,097	0,231	1,18	Algorithm converged.	0,78	1,79	0,4245		0,85	Algorithm converged.	0,56	1,28

Only AEs of highest severity are counted.
Test for interaction based on RR (Log-binomial regression)
* indicates convergence problem. Result is uninterpretable.
Clinical cut-off: YOSEMITE 01NOV2021 and RHINE 28OCT2021

Program: root/global/globalshare/morse_macros/current/prod/program/t_ae_raw.sas
Output: root/clinical_studies/RO6867461/CDT70122/share/ACE_pool_DME_CSR_Final/prod/output_saf_bc/t_ae_raw_sg_WMODAE_SEBC_OCTNOV2021_DME.xls
14MAR2022 14:41

POPULATION: Safety-Evaluable Population B vs. C
ENDPOINT: Severe AEs through Week 56
MODEL: Unstratified analysis
STUDY: GM40349 & GM40398
Dichotomous Analysis by Subgroups (Safety)

		Faricimab (PTI) (N=632)				Aflibercept (N=625)				Faricimab (PTI) vs. Aflibercept																Aflibercept vs. Faricimab (PTI)				
		Patients		Patients with Event		Patients		Patients with Event		Odds Ratio					Absolute Risk Difference					Relative Risk							Relative Risk				
Name	Level	n	%	n	%	n	%	n	%	Odds Ratio		Convergence Reason	95% Lower CL	95% Upper CL	Absolute Risk		Convergence Reason	95% Lower CL	95% Upper CL	Relative Risk		Convergence Reason	95% Lower CL	95% Upper CL	p-value (Cochran-Mantel-Haenszel)	Interaction Test p-value (likelihood ratio)	Relative Risk		Convergence Reason	95% Lower CL	95% Upper CL
All	n/a	632	100,0	89	14,1	625	100,0	91	14,6	0,96		Convergence criterion (GCONV=1E-8) satisfied.	0,70	1,32	-0,005		Algorithm converged.	-0,044	0,034	0,97		Algorithm converged.	0,74	1,27	0,8090		1,03		Algorithm converged.	0,79	1,36
Study	Rhine	319	50,5	41	12,9	314	50,2	43	13,7	0,93		Convergence criterion (GCONV=1E-8) satisfied.	0,59	1,47	-0,008		Algorithm converged.	-0,061	0,044	0,94		Algorithm converged.	0,63	1,40	0,7552	0,8368	1,07		Algorithm converged.	0,72	1,59
	Yosemite	313	49,5	48	15,3	311	49,8	48	15,4	0,99		Convergence criterion (GCONV=1E-8) satisfied.	0,64	1,53	-0,001		Algorithm converged.	-0,058	0,056	0,99		Algorithm converged.	0,69	1,44	0,9728		1,01		Algorithm converged.	0,70	1,45

Includes AEs with onset up to Day 405 (last day of Week 56 analysis visit window).
Only AEs of highest severity are counted.
Test for interaction based on RR (Log-binomial regression)
* indicates convergence problem. Result is uninterpretable.
Clinical cut-off: YOSEMITE 01NOV2021 and RHINE 28OCT2021

Program: root/clinical_studies/RO6867461/CDT70122/share/ACE_pool_DME_CSR_Final/prod/program/t_ae_raw.sas
Output: root/clinical_studies/RO6867461/CDT70122/share/ACE_pool_DME_CSR_Final/prod/output_saf_bc/t_ae_raw_sg2_WSEVAE_AEW56_SEBC_OCTNOV2021_DME.xls
11AUG2022 19:12

POPULATION: Safety-Evaluable Population B vs. C
ENDPOINT: Severe AEs through Week 56
MODEL: Unadjusted Analysis
STUDY: GR40349 & GR40398
Forest Plot of Relative Risk

Study	Total n	Aflibercept (N=625) n	Aflibercept (N=625) n Responder	Faricimab (PTI) (N=632) n	Faricimab (PTI) (N=632) n Responder	Relative Risk	95% CI
All Patients	1257	625	91	632	89	0.97	(0.74, 1.27)
Study							
Rhine	633	314	43	319	41	0.94	(0.63, 1.40)
Yosemite	624	311	48	313	48	0.99	(0.69, 1.44)

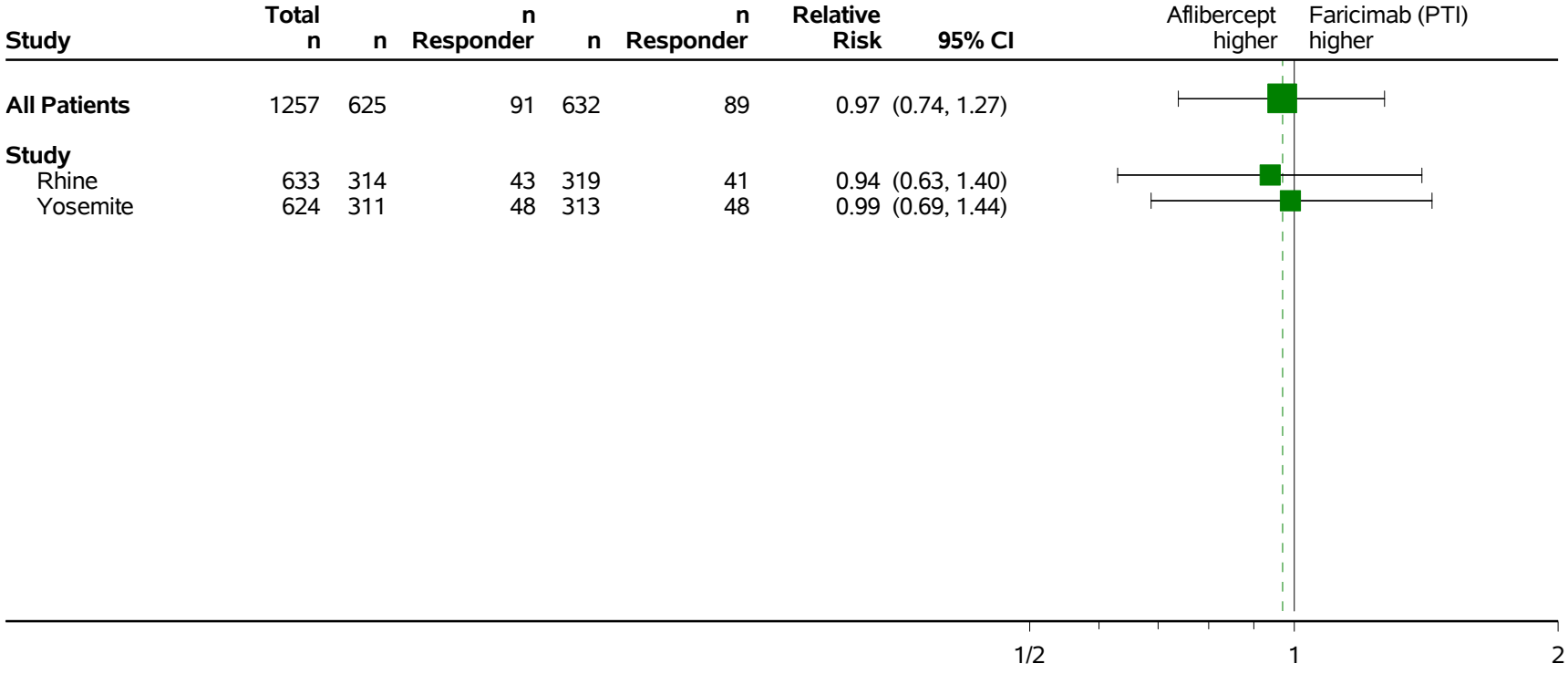

Only AEs of highest severity are counted.
Clinical cut-off: YOSEMITE 01NOV2021 and RHINE 28OCT2021
Program: root/clinical_studies/RO6867461/CDT70122/share/ACE_pool_DME_Base/prod/program/g_forest_rr.sas
Output: root/clinical_studies/RO6867461/CDT70122/share/ACE_pool_DME_CSR_Final/prod/output_saf_bc/g_forest_rr_WSEVAE_AEW56_SEBC_OCTNOV2021_DME.pdf 06OCT2022 17:39

POPULATION: Safety-Evaluable Population B vs. C
ENDPOINT: Severe AEs through Week 56
MODEL: Unstratified Analysis
STUDY: GR40349 & GR40398
Forest Plot of Odds Ratio

Study	Total n	Aflibercept (N=625) n	Aflibercept (N=625) n Responder	Faricimab (PTI) (N=632) n	Faricimab (PTI) (N=632) n Responder	Odds Ratio	95% CI
All Patients	1257	625	91	632	89	0.96	(0.70, 1.32)
Study							
Rhine	633	314	43	319	41	0.93	(0.59, 1.47)
Yosemite	624	311	48	313	48	0.99	(0.64, 1.53)

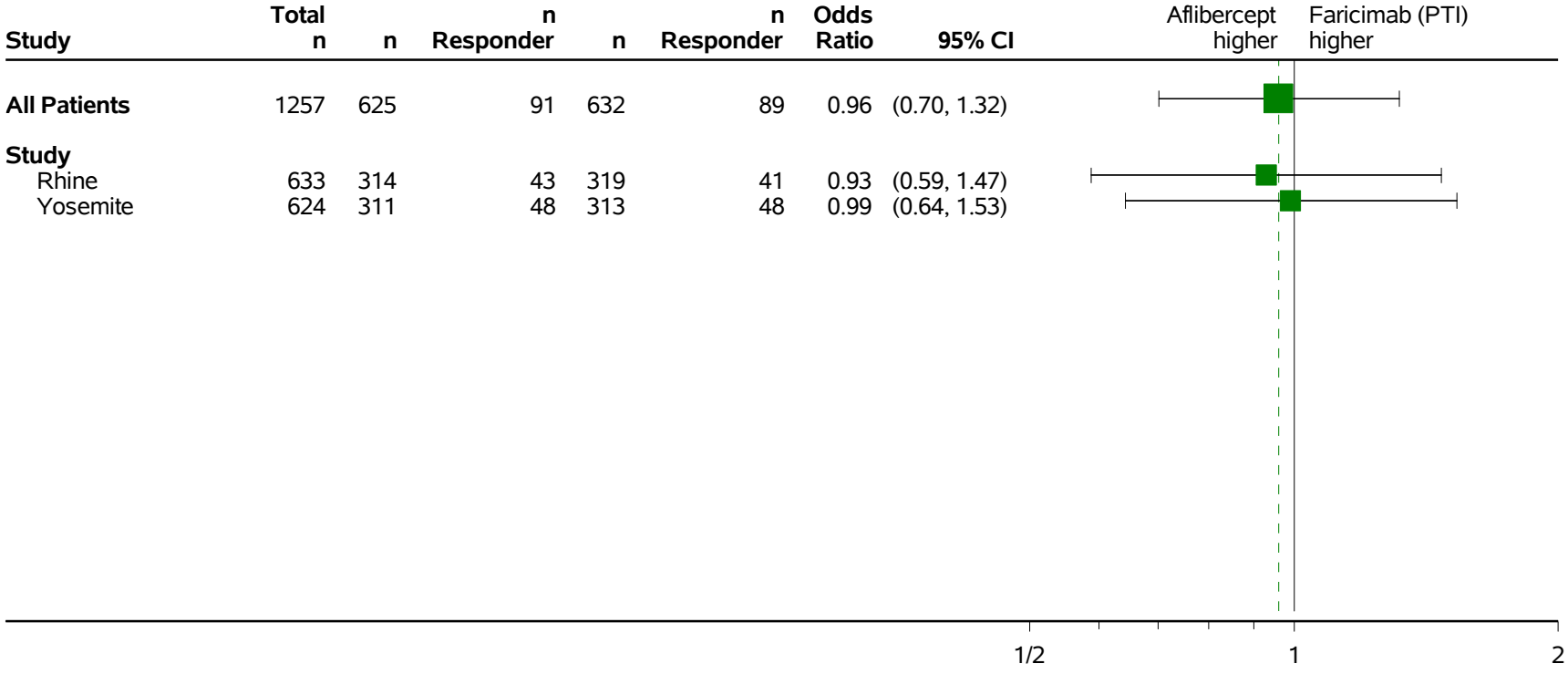

Only AEs of highest severity are counted.
Clinical cut-off: YOSEMITE 01NOV2021 and RHINE 28OCT2021
Program: root/clinical_studies/RO6867461/CDT70122/share/ACE_pool_DME_Base/prod/program/g_forest_or.sas
Output: root/clinical_studies/RO6867461/CDT70122/share/ACE_pool_DME_CSR_Final/prod/output_saf_bc/g_forest_or_WSEVAE_AEW56_SEBC_OCTNOV2021_DME.pdf 04OCT2022 15:55

POPULATION: Safety-Evaluable Population B vs. C
ENDPOINT: Severe AEs through Week 56
MODEL: Unstratified analysis
STUDY: GM40349 & GM40398
Dichotomous Analysis by Subgroups (Safety)

		Faricimab (FTI) (N=632)				Aflibercept (N=625)				Faricimab (FTI) vs. Aflibercept																Aflibercept vs. Faricimab (FTI)			
		Patients		Patients with Event		Patients		Patients with Event		Odds Ratio					Absolute Risk Difference				Relative Risk							Relative Risk			
Name	Level	n	%	n	%	n	%	n	%	Odds Ratio		Convergence Reason	95% Lower CL	95% Upper CL	Absolute Risk		Convergence Reason	95% Lower CL	95% Upper CL	Relative Risk		Convergence Reason	95% Lower CL	95% Upper CL	p-value (Cochran-Mantel-Haenszel)	Interaction Test p-value (likelihood ratio)	Relative Risk		Convergence Reason	95% Lower CL	95% Upper CL
All	n/a	632	100,0	89	14,1	625	100,0	91	14,6	0,96		Convergence criterion (GCONV=1E-8) satisfied.	0,70	1,32	-0,005		Algorithm converged.	-0,044	0,034	0,97		Algorithm converged.	0,74	1,27	0,8090		1,03		Algorithm converged.	0,79	1,36
Sex	Male	396	62,7	48	12,1	363	58,1	50	13,8	0,86		Convergence criterion (GCONV=1E-8) satisfied.	0,56	1,32	-0,017		Algorithm converged.	-0,064	0,031	0,88		Algorithm converged.	0,61	1,27	0,4978	0,4003	1,14		Algorithm converged.	0,79	1,64
	Female	236	37,3	41	17,4	262	41,9	41	15,6	1,13		Convergence criterion (GCONV=1E-8) satisfied.	0,71	1,82	0,017		Algorithm converged.	-0,048	0,083	1,11		Algorithm converged.	0,75	1,65	0,6048		0,90		Algorithm converged.	0,61	1,34
Age	< 65 years	352	55,7	48	13,6	362	57,9	47	13,0	1,06		Convergence criterion (GCONV=1E-8) satisfied.	0,69	1,63	0,007		Algorithm converged.	-0,043	0,056	1,05		Algorithm converged.	0,72	1,53	0,7975	0,5090	0,95		Algorithm converged.	0,65	1,38
	>= 65 years	280	44,3	41	14,6	263	42,1	44	16,7	0,85		Convergence criterion (GCONV=1E-8) satisfied.	0,54	1,36	-0,021		Algorithm converged.	-0,082	0,040	0,88		Algorithm converged.	0,58	1,29	0,5039		1,14		Algorithm converged.	0,77	1,69
Baseline BCVA ETDRS letter score	< 64 letters	281	44,5	50	17,8	284	45,4	46	16,2	1,12		Convergence criterion (GCONV=1E-8) satisfied.	0,72	1,74	0,016		Algorithm converged.	-0,046	0,078	1,10		Algorithm converged.	0,76	1,58	0,6137	0,3468	0,91		Algorithm converged.	0,63	1,31
	>= 64 letters	349	55,2	39	11,2	341	54,6	45	13,2	0,83		Convergence criterion (GCONV=1E-8) satisfied.	0,52	1,31	-0,020		Algorithm converged.	-0,069	0,029	0,85		Algorithm converged.	0,57	1,27	0,4171		1,18		Algorithm converged.	0,79	1,77
	Missing	2	0,3	0	0,0	0	0,0	0	0,0	NE		NE	NE	NE	NE		NE	NE	NE	NE		NE	NE	NE	NE		NE		NE	NE	NE
Geographic region	Europe	219	34,7	25	11,4	218	34,9	19	8,7	1,35		Convergence criterion (GCONV=1E-8) satisfied.	0,72	2,53	0,027		Algorithm converged.	-0,029	0,083	1,31		Algorithm converged.	0,74	2,31	0,3489	0,1604	0,76		Algorithm converged.	0,43	1,35
	America	344	54,4	55	16,0	339	54,2	67	19,8	0,77		Convergence criterion (GCONV=1E-8) satisfied.	0,52	1,14	-0,038		Algorithm converged.	-0,095	0,020	0,81		Algorithm converged.	0,59	1,12	0,1981		1,24		Algorithm converged.	0,89	1,71
	Asia Pacific (inc. Australia)	69	10,9	9	13,0	68	10,9	5	7,4	1,89		Convergence criterion (GCONV=1E-8) satisfied.	0,60	5,96	0,057		Algorithm converged.	-0,044	0,158	1,77		Algorithm converged.	0,63	5,02	0,2733		0,56		Algorithm converged.	0,20	1,60

Includes AEs with onset up to Day 405 (last day of Week 56 analysis visit window).
Only AEs of highest severity are counted.
Test for interaction based on RR (Log-binomial regression)
* indicates convergence problem. Result is uninterpretable.
Clinical cut-off: YOSEMITE 01NOV2021 and RHINE 28OCT2021

Program: root/clinical_studies/RO6867461/CDT70122/share/ACE_pool_DME_CSR_Final/prod/program/t_ae_raw.sas
Output: root/clinical_studies/RO6867461/CDT70122/share/ACE_pool_DME_CSR_Final/prod/output_saf_bc/t_ae_raw_sg_WSEVAE_AEW56_SEBC_OCTNOV2021_DME.xls
11AUG2022 16:02

POPULATION: Safety-Evaluable Population B vs. C
ENDPOINT: Severe AEs throughout the Entire Study
MODEL: Unstratified analysis
STUDY: GM40349 & GM40398
Dichotomous Analysis by Subgroups (Safety)

		Faricimab (PTI) (N=632)				Aflibercept (N=625)				Faricimab (PTI) vs. Aflibercept																	Aflibercept vs. Faricimab (PTI)				
		Patients		Patients with Event		Patients		Patients with Event		Odds Ratio					Absolute Risk Difference					Relative Risk								Relative Risk				
Name	Level	n	%	n	%	n	%	n	%	Odds Ratio		Convergence Reason	95% Lower CL	95% Upper CL	Absolute Risk		Convergence Reason	95% Lower CL	95% Upper CL	Relative Risk		Convergence Reason	95% Lower CL	95% Upper CL	p-value (Cochran-Mantel-Haenszel)	Interaction Test p-value (likelihood ratio)	Relative Risk		Convergence Reason	95% Lower CL	95% Upper CL
All	n/a	632	100,0	143	22,6	625	100,0	145	23,2	0,97		Convergence criterion (GCONV=1E-8) satisfied.	0,74	1,26	-0,006		Algorithm converged.	-0,052	0,041	0,98		Algorithm converged.	0,80	1,19	0,8090		1,03		Algorithm converged.	0,84	1,26
Study	Rhine	319	50,5	60	18,8	314	50,2	71	22,6	0,79		Convergence criterion (GCONV=1E-8) satisfied.	0,54	1,17	-0,038		Algorithm converged.	-0,101	0,025	0,83		Algorithm converged.	0,61	1,13	0,2381	0,1603	1,20		Algorithm converged.	0,88	1,63
	Yosemite	313	49,5	83	26,5	311	49,8	74	23,8	1,16		Convergence criterion (GCONV=1E-8) satisfied.	0,80	1,66	0,027		Algorithm converged.	-0,041	0,095	1,11		Algorithm converged.	0,83	1,46	0,4335		0,90		Algorithm converged.	0,68	1,18

Only AEs of highest severity are counted.
Test for interaction based on RR (Log-binomial regression)
* indicates convergence problem. Result is uninterpretable.
Clinical cut-off: YOSEMITE 01NOV2021 and RHINE 28OCT2021

Program: root/global/globalshare/morse_macros/current/prod/program/t_ae_raw.sas
Output: root/clinical_studies/RO6867461/CDT70122/share/ACE_pool_DME_CSR_Final/prod/output_saf_bc/t_ae_raw_sg2_WSEVAE_SEBC_OCTNOV2021_DME.xls
14MAR2022 17:09

POPULATION: Safety-Evaluable Population B vs. C
ENDPOINT: Severe AEs throughout the Entire Study
MODEL: Unadjusted Analysis
STUDY: GR40349 & GR40398
Forest Plot of Relative Risk

Study	Total n	Aflibercept (N=625) n	Aflibercept (N=625) n Responder	Faricimab (PTI) (N=632) n	Faricimab (PTI) (N=632) n Responder	Relative Risk	95% CI
All Patients	1257	625	145	632	143	0.98	(0.80, 1.19)
Study							
Rhine	633	314	71	319	60	0.83	(0.61, 1.13)
Yosemite	624	311	74	313	83	1.11	(0.85, 1.46)

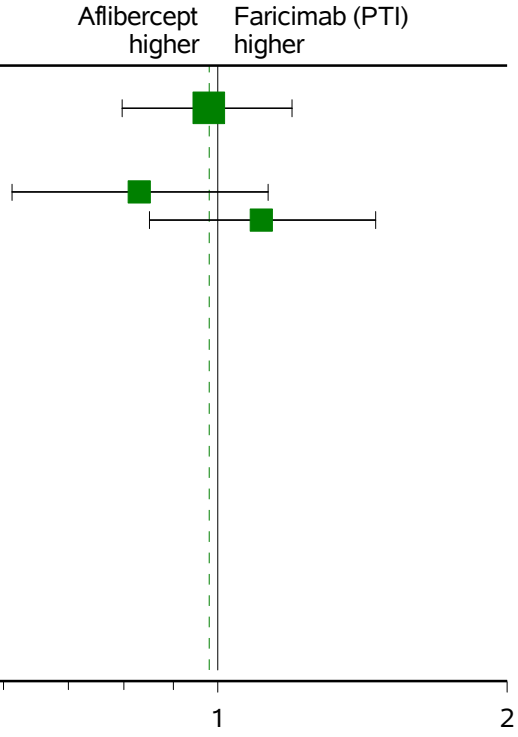

Only AEs of highest severity are counted.
Clinical cut-off: YOSEMITE 01NOV2021 and RHINE 28OCT2021
Program: root/clinical_studies/RO6867461/CDT70122/share/ACE_pool_DME_Base/prod/program/g_forest_rr.sas
Output: root/clinical_studies/RO6867461/CDT70122/share/ACE_pool_DME_CSR_Final/prod/output_saf_bc/g_forest_rr_WSEVAE_SEBC_OCTNOV2021_DME.pdf 06OCT2022 17:40

POPULATION: Safety-Evaluable Population B vs. C
ENDPOINT: Severe AEs throughout the Entire Study
MODEL: Unstratified Analysis
STUDY: GR40349 & GR40398
Forest Plot of Odds Ratio

Study	Total n	Aflibercept (N=625) n	Aflibercept (N=625) n Responder	Faricimab (PTI) (N=632) n	Faricimab (PTI) (N=632) n Responder	Odds Ratio	95% CI
All Patients	1257	625	145	632	143	0.97	(0.74, 1.26)
Study							
Rhine	633	314	71	319	60	0.79	(0.54, 1.17)
Yosemite	624	311	74	313	83	1.16	(0.80, 1.66)

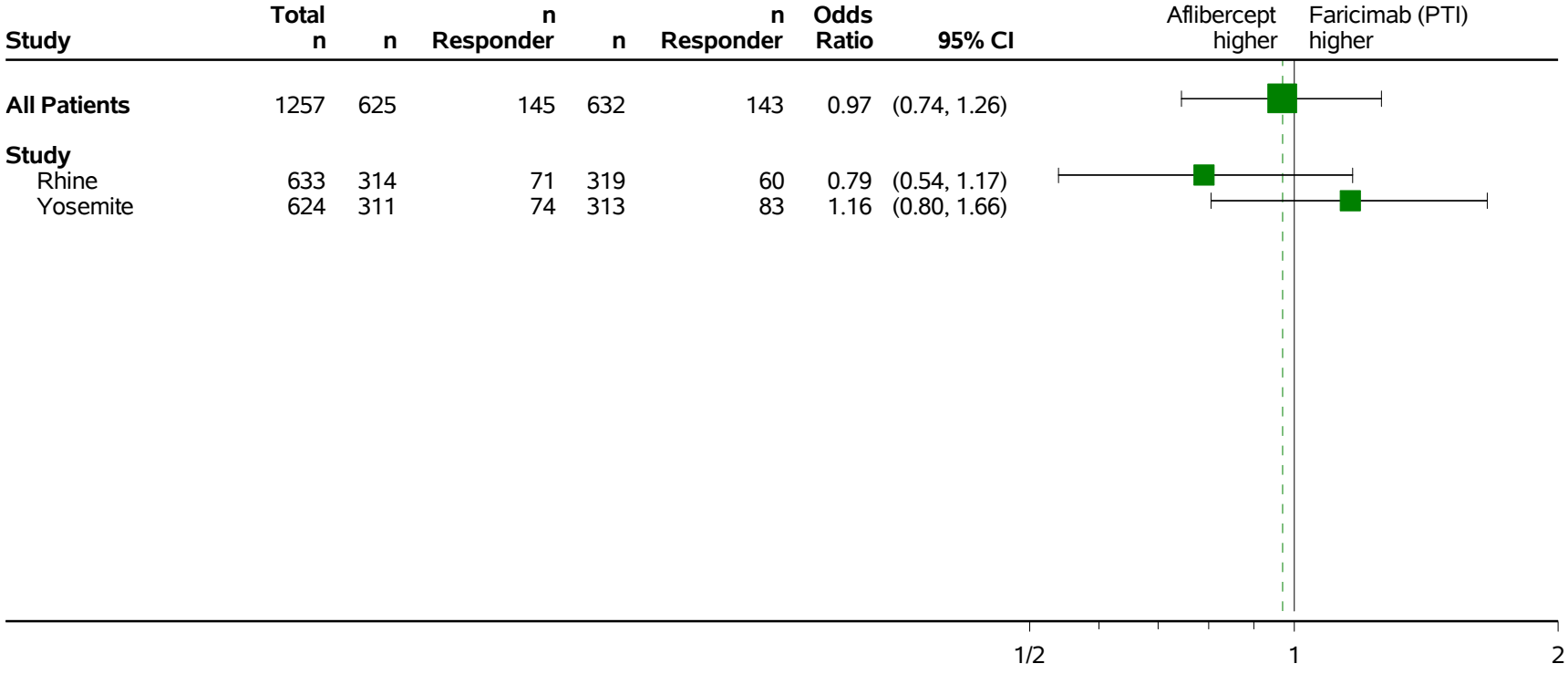

Only AEs of highest severity are counted.
Clinical cut-off: YOSEMITE 01NOV2021 and RHINE 28OCT2021
Program: root/clinical_studies/RO6867461/CDT70122/share/ACE_pool_DME_Base/prod/program/g_forest_or.sas
Output: root/clinical_studies/RO6867461/CDT70122/share/ACE_pool_DME_CSR_Final/prod/output_saf_bc/g_forest_or_WSEVAE_SEBC_OCTNOV2021_DME.pdf 04OCT2022 15:56

POPULATION: Safety-Evaluable Population B vs. C
ENDPOINT: Severe AEs throughout the Entire Study
MODEL: Unstratified analysis
STUDY: GR40349 & GR40398
Dichotomous Analysis by Subgroups (Safety)

		Faricimab (PTI) (N=632)				Aflibercept (N=625)				Faricimab (PTI) vs. Aflibercept																Aflibercept vs. Faricimab (PTI)				
		Patients		Patients with Event		Patients		Patients with Event		Odds Ratio				Absolute Risk Difference				Relative Risk								Relative Risk				
Name	Level	n	%	n	%	n	%	n	%	Odds Ratio	Convergence Reason	95% Lower CL	95% Upper CL	Absolute Risk	Convergence Reason	95% Lower CL	95% Upper CL	Relative Risk	Convergence Reason	95% Lower CL	95% Upper CL	p-value (Cochran-Mantel-Haenszel)	Interaction Test p-value (likelihood ratio)	Relative Risk	Convergence Reason	95% Lower CL	95% Upper CL
All	n/a	632	100,0	143	22,6	625	100,0	145	23,2	0,97	Convergence criterion (GCONV=1E-8) satisfied.	0,74	1,26	-0,006	Algorithm converged.	-0,052	0,041	0,98	Algorithm converged.	0,80	1,19	0,8090		1,03	Algorithm converged.	0,84	1,26
Sex	Male	396	62,7	86	21,7	363	58,1	84	23,1	0,92	Convergence criterion (GCONV=1E-8) satisfied.	0,65	1,30	-0,014	Algorithm converged.	-0,074	0,045	0,94	Algorithm converged.	0,72	1,22	0,6387	0,6337	1,07	Algorithm converged.	0,82	1,39
	Female	236	37,3	57	24,2	262	41,9	61	23,3	1,05	Convergence criterion (GCONV=1E-8) satisfied.	0,69	1,59	0,009	Algorithm converged.	-0,066	0,084	1,04	Algorithm converged.	0,76	1,42	0,8198		0,96	Algorithm converged.	0,70	1,32
Age	< 65 years	352	55,7	70	19,9	362	57,9	72	19,9	1,00	Convergence criterion (GCONV=1E-8) satisfied.	0,69	1,44	0,000	Algorithm converged.	-0,059	0,059	1,00	Algorithm converged.	0,74	1,34	0,9992	0,7621	1,00	Algorithm converged.	0,75	1,34
	>= 65 years	280	44,3	73	26,1	263	42,1	73	27,8	0,92	Convergence criterion (GCONV=1E-8) satisfied.	0,63	1,34	-0,017	Algorithm converged.	-0,092	0,058	0,94	Algorithm converged.	0,71	1,24	0,6583		1,06	Algorithm converged.	0,81	1,40
Baseline BCVA ETDRS letter score	< 64 letters	281	44,5	77	27,4	284	45,4	70	24,6	1,15	Convergence criterion (GCONV=1E-8) satisfied.	0,79	1,68	0,028	Algorithm converged.	-0,045	0,100	1,11	Algorithm converged.	0,84	1,47	0,4560	0,2141	0,90	Algorithm converged.	0,68	1,19
	>= 64 letters	349	55,2	66	18,9	341	54,6	75	22,0	0,83	Convergence criterion (GCONV=1E-8) satisfied.	0,57	1,20	-0,031	Algorithm converged.	-0,091	0,029	0,86	Algorithm converged.	0,64	1,16	0,3157		1,16	Algorithm converged.	0,87	1,58
	Missing	2	0,3	0	0,0	0	0,0	0	0,0	NE		NE	NE	NE	NE	NE	NE	NE	NE	NE	NE	NE		NE	NE	NE	NE
Geographic region	Europe	219	34,7	47	21,5	218	34,9	37	17,0	1,34	Convergence criterion (GCONV=1E-8) satisfied.	0,83	2,16	0,045	Algorithm converged.	-0,029	0,119	1,26	Algorithm converged.	0,86	1,86	0,2343	0,2643	0,79	Algorithm converged.	0,54	1,17
	America	344	54,4	86	25,0	339	54,2	95	28,0	0,86	Convergence criterion (GCONV=1E-8) satisfied.	0,61	1,20	-0,030	Algorithm converged.	-0,096	0,036	0,89	Algorithm converged.	0,69	1,15	0,3710		1,12	Algorithm converged.	0,87	1,44
	Asia Pacific (inc. Australia)	69	10,9	10	14,5	68	10,9	13	19,1	0,72	Convergence criterion (GCONV=1E-8) satisfied.	0,29	1,77	-0,046	Algorithm converged.	-0,171	0,079	0,76	Algorithm converged.	0,36	1,61	0,4706		1,32	Algorithm converged.	0,62	2,80

Only AEs of highest severity are counted.
Test for interaction based on RR (Log-binomial regression)
* indicates convergence problem. Result is uninterpretable.
Clinical cut-off: YOSEMITE 01NOV2021 and RHINE 28OCT2021

Program: root/global/globalshare/morse_macros/current/prod/program/t_ae_raw.sas
Output: root/clinical_studies/RO6867461/CDT70122/share/ACE_pool_DME_CSR_Final/prod/output_saf_bc/t_ae_raw_sg_WSEVAE_SEBC_OCTNOV2021_DME.xls
14MAR2022 14:45

POPULATION: Safety-Evaluable Population B vs. C
ENDPOINT: Any SAEs through Week 56
MODEL: Unstratified analysis
STUDY: GM40349 & GM40398
Dichotomous Analysis by Subgroups (Safety)

		Faricimab (PTI) (N=632)				Aflibercept (N=625)				Faricimab (PTI) vs. Aflibercept																		Aflibercept vs. Faricimab (PTI)				
		Patients		Patients with Event		Patients		Patients with Event		Odds Ratio					Absolute Risk Difference					Relative Risk									Relative Risk				
Name	Level	n	%	n	%	n	%	n	%	Odds Ratio		Convergence Reason	95% Lower CL	95% Upper CL	Absolute Risk		Convergence Reason	95% Lower CL	95% Upper CL	Relative Risk		Convergence Reason	95% Lower CL	95% Upper CL	p-value (Cochran-Mantel-Haenszel)	Interaction Test p-value (likelihood ratio)	Relative Risk		Convergence Reason	95% Lower CL	95% Upper CL
All	n/a	632	100,0	129	20,4	625	100,0	116	18,6	1,13		Convergence criterion (GCONV=1E-8) satisfied.	0,85	1,49	0,019		Algorithm converged.	-0,025	0,062	1,10		Algorithm converged.	0,88	1,38	0,4076		0,91		Algorithm converged.	0,73	1,14
Study	Rhine	319	50,5	52	16,3	314	50,2	58	18,5	0,86		Convergence criterion (GCONV=1E-8) satisfied.	0,57	1,30	-0,022		Algorithm converged.	-0,081	0,037	0,88		Algorithm converged.	0,63	1,24	0,4715	0,0827	1,13		Algorithm converged.	0,81	1,59
	Yosemite	313	49,5	77	24,6	311	49,8	58	18,6	1,42		Convergence criterion (GCONV=1E-8) satisfied.	0,97	2,08	0,060		Algorithm converged.	-0,005	0,124	1,32		Algorithm converged.	0,97	1,79	0,0713		0,76		Algorithm converged.	0,56	1,03

Includes AEs with onset up to Day 405 (last day of Week 56 analysis visit window).
Test for interaction based on RR (Log-binomial regression)
* indicates convergence problem. Result is uninterpretable.
Clinical cut-off: YOSEMITE 01NOV2021 and RHINE 28OCT2021

Program: root/clinical_studies/RO6867461/CDT70122/share/ACE_pool_DME_CSR_Final/prod/program/t_ae_raw.sas
Output: root/clinical_studies/RO6867461/CDT70122/share/ACE_pool_DME_CSR_Final/prod/output_saf_bc/t_ae_raw_sg2_SAE_AEW56_SEBC_OCTNOV2021_DME.xls
11AUG2022 19:20

POPULATION: Safety-Evaluable Population B vs. C
ENDPOINT: Any SAEs through Week 56
MODEL: Unadjusted Analysis
STUDY: GR40349 & GR40398
Forest Plot of Relative Risk

Study	Total n	Aflibercept (N=625) n	Aflibercept (N=625) n Responder	Faricimab (PTI) (N=632) n	Faricimab (PTI) (N=632) n Responder	Relative Risk	95% CI
All Patients	1257	625	116	632	129	1.10	(0.88, 1.38)
Study							
Rhine	633	314	58	319	52	0.88	(0.63, 1.24)
Yosemite	624	311	58	313	77	1.32	(0.97, 1.79)

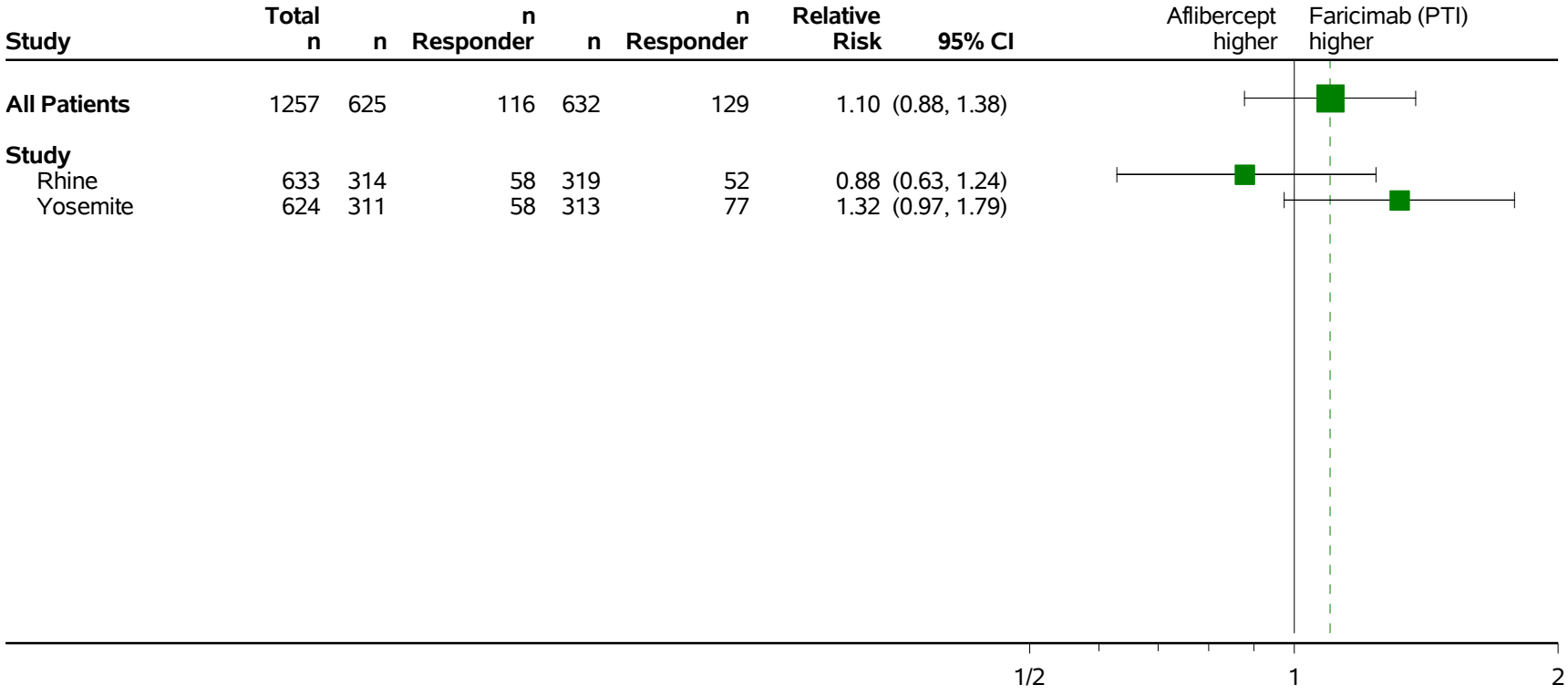

Clinical cut-off: YOSEMITE 01NOV2021 and RHINE 28OCT2021
Program: root/clinical_studies/RO6867461/CDT70122/share/ACE_pool_DME_Base/prod/program/g_forest_rr.sas
Output: root/clinical_studies/RO6867461/CDT70122/share/ACE_pool_DME_CSR_Final/prod/output_saf_bc/g_forest_rr_SAE_AEW56_SEBC_OCTNOV2021_DME.pdf 06OCT2022 17:44

POPULATION: Safety-Evaluable Population B vs. C
ENDPOINT: Any SAEs through Week 56
MODEL: Unstratified Analysis
STUDY: GR40349 & GR40398
Forest Plot of Odds Ratio

Study	Total n	Aflibercept (N=625) n	Aflibercept (N=625) n Responder	Faricimab (PTI) (N=632) n	Faricimab (PTI) (N=632) n Responder	Odds Ratio	95% CI
All Patients	1257	625	116	632	129	1.13	(0.85, 1.49)
Study							
Rhine	633	314	58	319	52	0.86	(0.57, 1.30)
Yosemite	624	311	58	313	77	1.42	(0.97, 2.09)

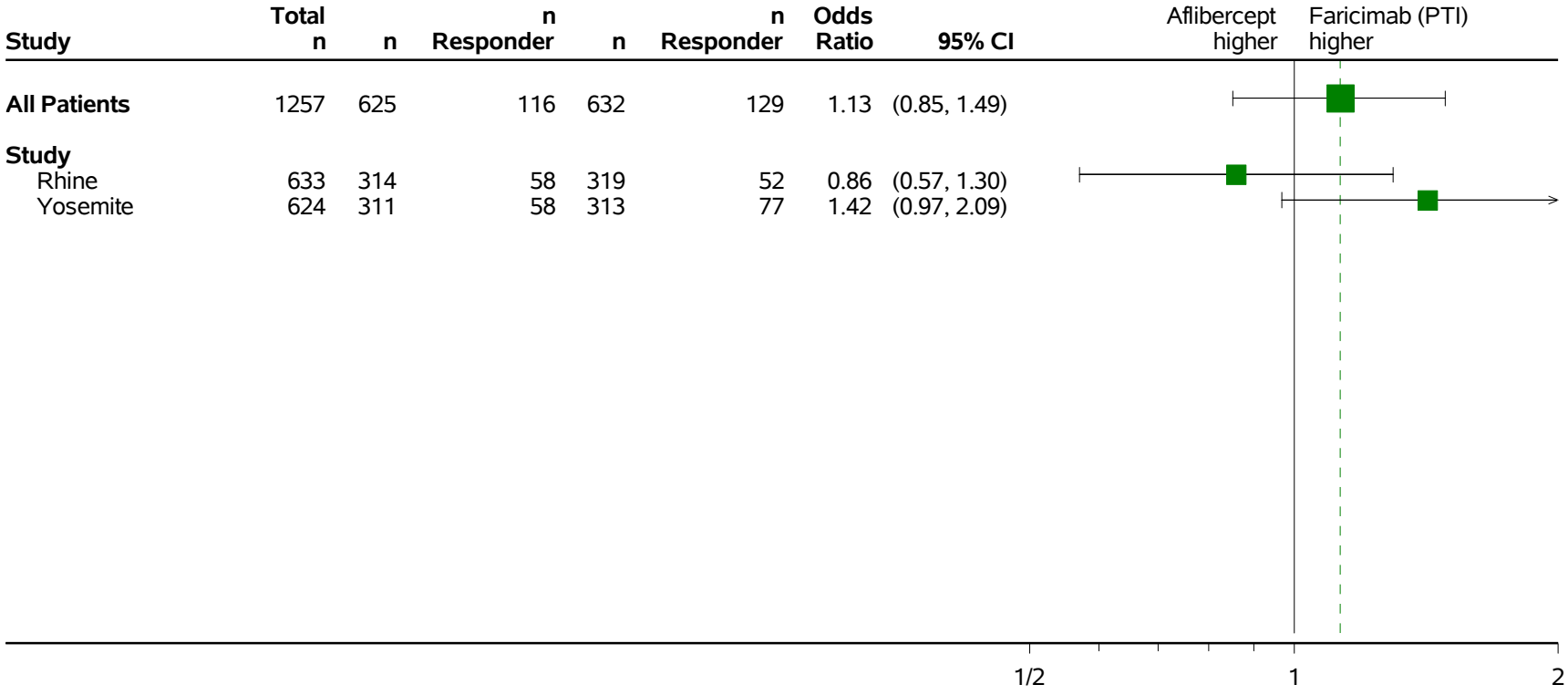

Clinical cut-off: YOSEMITE 01NOV2021 and RHINE 28OCT2021
Program: root/clinical_studies/RO6867461/CDT70122/share/ACE_pool_DME_Base/prod/program/g_forest_or.sas
Output: root/clinical_studies/RO6867461/CDT70122/share/ACE_pool_DME_CSR_Final/prod/output_saf_bc/g_forest_or_SAE_AEW56_SEBC_OCTNOV2021_DME.pdf 04OCT2022 15:59

POPULATION: Safety-Evaluable Population B vs. C
ENDPOINT: Any SAEs through Week 56
MODEL: Unstratified analysis
STUDY: GM40349 & GM40398
Dichotomous Analysis by Subgroups (Safety)

		Faricimab (FTI) (N=632)				Aflibercept (N=625)				Faricimab (FTI) vs. Aflibercept																	Aflibercept vs. Faricimab (FTI)				
		Patients		Patients with Event		Patients		Patients with Event		Odds Ratio					Absolute Risk Difference				Relative Risk								Relative Risk				
Name	Level	n	%	n	%	n	%	n	%	Odds Ratio		Convergence Reason	95% Lower CL	95% Upper CL	Absolute Risk		Convergence Reason	95% Lower CL	95% Upper CL	Relative Risk		Convergence Reason	95% Lower CL	95% Upper CL	p-value (Cochran-Mantel-Haenszel)	Interaction Test p-value (likelihood ratio)	Relative Risk		Convergence Reason	95% Lower CL	95% Upper CL
All	n/a	632	100,0	129	20,4	625	100,0	116	18,6	1,13		Convergence criterion (GCONV=1E-8) satisfied.	0,85	1,49	0,019		Algorithm converged.	-0,025	0,062	1,10		Algorithm converged.	0,88	1,38	0,4076		0,91		Algorithm converged.	0,73	1,14
Sex	Male	396	62,7	74	18,7	363	58,1	66	18,2	1,03		Convergence criterion (GCONV=1E-8) satisfied.	0,72	1,49	0,005		Algorithm converged.	-0,050	0,060	1,03		Algorithm converged.	0,76	1,39	0,8579	0,4561	0,97		Algorithm converged.	0,72	1,31
	Female	236	37,3	55	23,3	262	41,9	50	19,1	1,29		Convergence criterion (GCONV=1E-8) satisfied.	0,84	1,98	0,042		Algorithm converged.	-0,030	0,114	1,22		Algorithm converged.	0,87	1,72	0,2494		0,82		Algorithm converged.	0,58	1,15
Age	< 65 years	352	55,7	72	20,5	362	57,9	63	17,4	1,22		Convergence criterion (GCONV=1E-8) satisfied.	0,84	1,78	0,031		Algorithm converged.	-0,027	0,088	1,18		Algorithm converged.	0,87	1,59	0,2982	0,5115	0,85		Algorithm converged.	0,63	1,15
	>= 65 years	280	44,3	57	20,4	263	42,1	53	20,2	1,01		Convergence criterion (GCONV=1E-8) satisfied.	0,67	1,54	0,002		Algorithm converged.	-0,066	0,070	1,01		Algorithm converged.	0,72	1,41	0,9527		0,99		Algorithm converged.	0,71	1,38
Baseline BCVA ETDRS letter score	< 64 letters	281	44,5	67	23,8	284	45,4	52	18,3	1,40		Convergence criterion (GCONV=1E-8) satisfied.	0,93	2,10	0,055		Algorithm converged.	-0,012	0,122	1,30		Algorithm converged.	0,94	1,80	0,1071	0,1651	0,77		Algorithm converged.	0,56	1,06
	>= 64 letters	349	55,2	62	17,8	341	54,6	64	18,8	0,93		Convergence criterion (GCONV=1E-8) satisfied.	0,64	1,38	-0,010		Algorithm converged.	-0,068	0,048	0,95		Algorithm converged.	0,69	1,30	0,7333		1,06		Algorithm converged.	0,77	1,45
	Missing	2	0,3	0	0,0	0	0,0	0	0,0	NE			NE	NE	NE		NE	NE	NE	NE		NE	NE	NE	NE		NE		NE	NE	NE
Geographic region	Europe	219	34,7	41	18,7	218	34,9	28	12,8	1,56		Convergence criterion (GCONV=1E-8) satisfied.	0,93	2,63	0,058		Algorithm converged.	-0,009	0,127	1,46		Algorithm converged.	0,94	2,27	0,0924	0,2470	0,69		Algorithm converged.	0,44	1,07
	America	344	54,4	74	21,5	339	54,2	77	22,7	0,93		Convergence criterion (GCONV=1E-8) satisfied.	0,65	1,34	-0,012		Algorithm converged.	-0,074	0,050	0,95		Algorithm converged.	0,71	1,26	0,7052		1,06		Algorithm converged.	0,80	1,40
	Asia Pacific (inc. Australia)	69	10,9	14	20,3	68	10,9	11	16,2	1,32		Convergence criterion (GCONV=1E-8) satisfied.	0,55	3,16	0,041		Algorithm converged.	-0,088	0,170	1,25		Algorithm converged.	0,61	2,56	0,5346		0,80		Algorithm converged.	0,39	1,63

Includes AEs with onset up to Day 405 (last day of Week 56 analysis visit window).
Test for interaction based on RR (Log-binomial regression)
* indicates convergence problem. Result is uninterpretable.
Clinical cut-off: YOSEMITE 01NOV2021 and RHINE 28OCT2021

Program: root/clinical_studies/RO6867461/CDT70122/share/ACE_pool_DME_CSR_Final/prod/program/t_ae_raw.sas
Output: root/clinical_studies/RO6867461/CDT70122/share/ACE_pool_DME_CSR_Final/prod/output_saf_bc/t_ae_raw_sg_SAE_AEW56_SEBC_OCTNOV2021_DME.xls
11AUG2022 16:09

POPULATION: Safety-Evaluable Population B vs. C
ENDPOINT: Any SAEs throughout the Entire Study
MODEL: Unstratified analysis
STUDY: GM40349 & GM40398
Dichotomous Analysis by Subgroups (Safety)

		Faricimab (PTI) (N=632)				Aflibercept (N=625)				Faricimab (PTI) vs. Aflibercept																Aflibercept vs. Faricimab (PTI)				
		Patients		Patients with Event		Patients		Patients with Event		Odds Ratio					Absolute Risk Difference					Relative Risk							Relative Risk				
Name	Level	n	%	n	%	n	%	n	%	Odds Ratio		Convergence Reason	95% Lower CL	95% Upper CL	Absolute Risk		Convergence Reason	95% Lower CL	95% Upper CL	Relative Risk		Convergence Reason	95% Lower CL	95% Upper CL	p-value (Cochran-Mantel-Haenszel)	Interaction Test p-value (likelihood ratio)	Relative Risk		Convergence Reason	95% Lower CL	95% Upper CL
All	n/a	632	100,0	199	31,5	625	100,0	193	30,9	1,03		Convergence criterion (GCONV=1E-8) satisfied.	0,81	1,31	0,006		Algorithm converged.	-0,045	0,057	1,02		Algorithm converged.	0,87	1,20	0,8163		0,98		Algorithm converged.	0,83	1,16
Study	Rhine	319	50,5	82	25,7	314	50,2	100	31,8	0,74		Convergence criterion (GCONV=1E-8) satisfied.	0,52	1,05	-0,061		Algorithm converged.	-0,132	0,009	0,81		Algorithm converged.	0,63	1,03	0,0881	0,0095	1,24		Algorithm converged.	0,97	1,59
	Yosemite	313	49,5	117	37,4	311	49,8	93	29,9	1,40		Convergence criterion (GCONV=1E-8) satisfied.	1,00	1,95	0,075		Algorithm converged.	0,001	0,149	1,25		Algorithm converged.	1,00	1,56	0,0483		0,80		Algorithm converged.	0,64	1,00

Test for interaction based on RR (Log-binomial regression)
* indicates convergence problem. Result is uninterpretable.
Clinical cut-off: YOSEMITE 01NOV2021 and RHINE 28OCT2021

Program: root/global/globalshare/morse_macros/current/prod/program/t_ae_raw.sas
Output: root/clinical_studies/RO6867461/CDT70122/share/ACE_pool_DME_CSR_Final/prod/output_saf_bc/t_ae_raw_sg2_SAE_SEBC_OCTNOV2021_DME.xls
14MAR2022 17:17

POPULATION: Safety-Evaluable Population B vs. C
ENDPOINT: Any SAEs throughout the Entire Study
MODEL: Unadjusted Analysis
STUDY: GR40349 & GR40398
Forest Plot of Relative Risk

Study	Total n	Aflibercept (N=625) n	Aflibercept (N=625) n Responder	Faricimab (PTI) (N=632) n	Faricimab (PTI) (N=632) n Responder	Relative Risk	95% CI
All Patients	1257	625	193	632	199	1.02	(0.87, 1.20)
Study							
Rhine	633	314	100	319	82	0.81	(0.63, 1.03)
Yosemite	624	311	93	313	117	1.25	(1.00, 1.56)

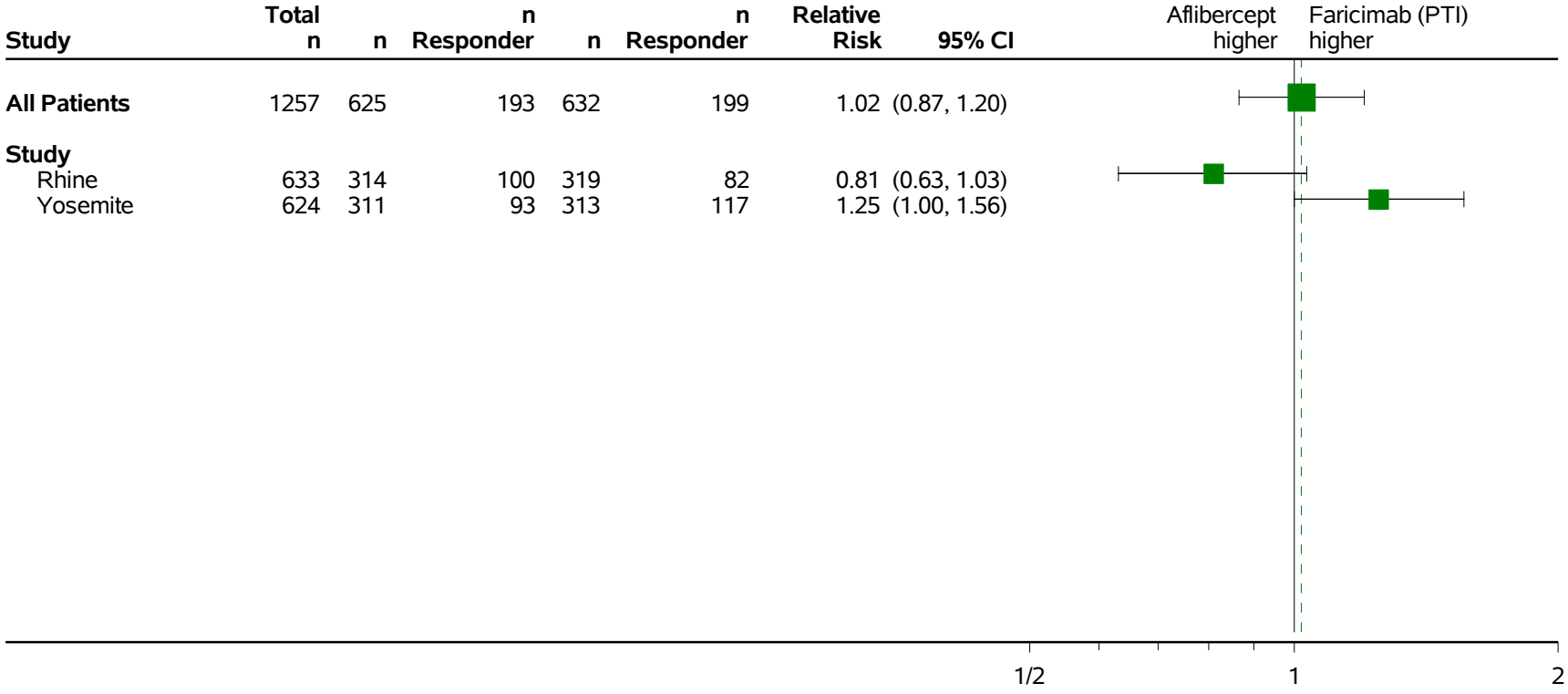

Clinical cut-off: YOSEMITE 01NOV2021 and RHINE 28OCT2021
Program: root/clinical_studies/RO6867461/CDT70122/share/ACE_pool_DME_Base/prod/program/g_forest_rr.sas
Output: root/clinical_studies/RO6867461/CDT70122/share/ACE_pool_DME_CSR_Final/prod/output_saf_bc/g_forest_rr_SAE_SEBC_OCTNOV2021_DME.pdf 06OCT2022 17:45

POPULATION: Safety-Evaluable Population B vs. C
ENDPOINT: Any SAEs throughout the Entire Study
MODEL: Unstratified Analysis
STUDY: GR40349 & GR40398
Forest Plot of Odds Ratio

Study	Total n	Aflibercept (N=625) n	Aflibercept (N=625) n Responder	Faricimab (PTI) (N=632) n	Faricimab (PTI) (N=632) n Responder	Odds Ratio	95% CI
All Patients	1257	625	193	632	199	1.03	(0.81, 1.31)
Study							
Rhine	633	314	100	319	82	0.74	(0.52, 1.05)
Yosemite	624	311	93	313	117	1.40	(1.00, 1.95)

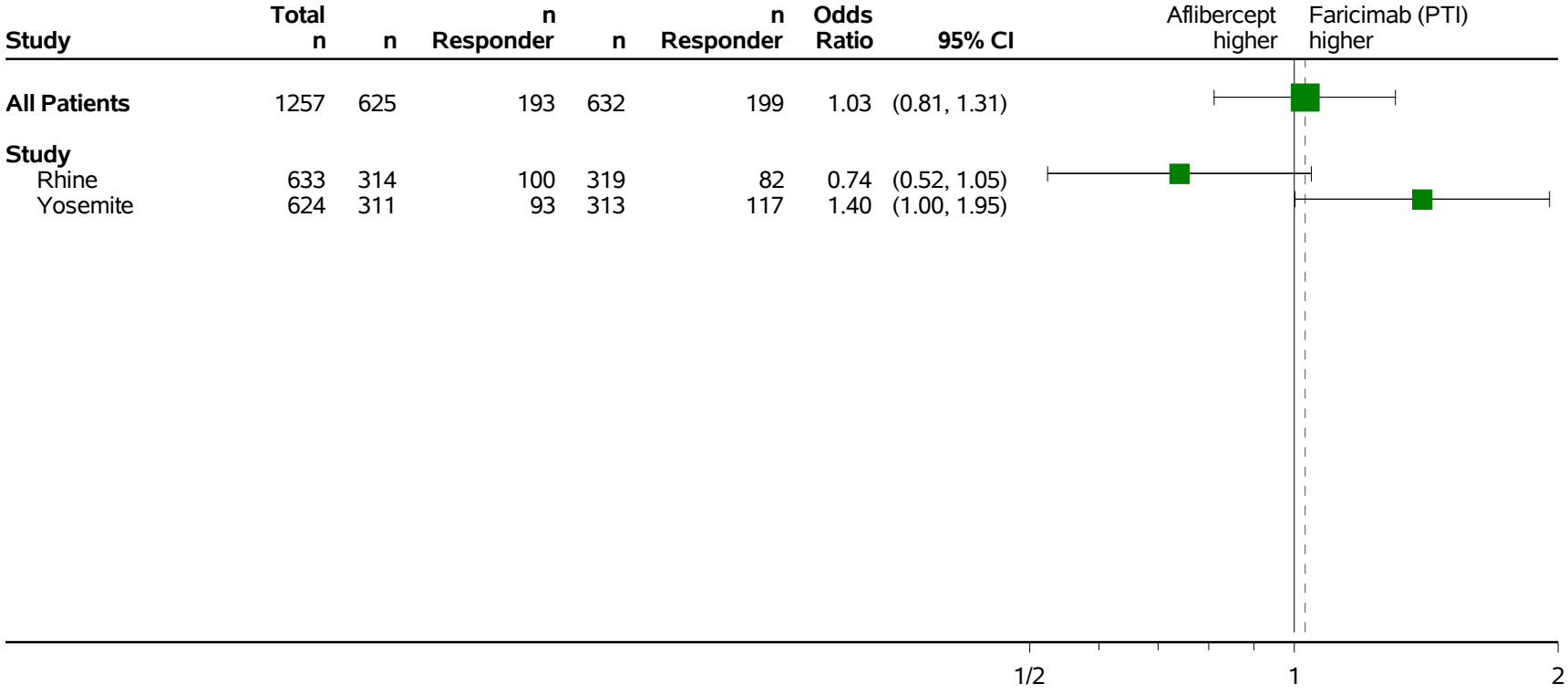

Clinical cut-off: YOSEMITE 01NOV2021 and RHINE 28OCT2021
Program: root/clinical_studies/RO6867461/CDT70122/share/ACE_pool_DME_Base/prod/program/g_forest_or.sas
Output: root/clinical_studies/RO6867461/CDT70122/share/ACE_pool_DME_CSR_Final/prod/output_saf_bc/g_forest_or_SAE_SEBC_OCTNOV2021_DME.pdf 04OCT2022 15:59

POPULATION: Safety-Evaluable Population B vs. C
ENDPOINT: Any SAEs throughout the Entire Study
MODEL: Unstratified analysis
STUDY: GR40349 & GR40398
Dichotomous Analysis by Subgroups (Safety)

		Faricimab (PTI) (N=632)				Aflibercept (N=625)				Faricimab (PTI) vs. Aflibercept																Aflibercept vs. Faricimab (PTI)				
		Patients		Patients with Event		Patients		Patients with Event		Odds Ratio					Absolute Risk Difference					Relative Risk							Relative Risk				
Name	Level	n	%	n	%	n	%	n	%	Odds Ratio	Convergence Reason	95% Lower CL	95% Upper CL	Absolute Risk	Convergence Reason	95% Lower CL	95% Upper CL	Relative Risk	Convergence Reason	95% Lower CL	95% Upper CL	p-value (Cochran-Mantel-Haenszel)	Interaction Test p-value (likelihood ratio)	Relative Risk	Convergence Reason	95% Lower CL	95% Upper CL
All	n/a	632	100,0	199	31,5	625	100,0	193	30,9	1,03	Convergence criterion (GCONV=1E-8) satisfied.	0,81	1,31	0,006	Algorithm converged.	-0,045	0,057	1,02	Algorithm converged.	0,87	1,20	0,8163		0,98	Algorithm converged.	0,83	1,16
Sex	Male	396	62,7	122	30,8	363	58,1	112	30,9	1,00	Convergence criterion (GCONV=1E-8) satisfied.	0,73	1,36	0,000	Algorithm converged.	-0,066	0,065	1,00	Algorithm converged.	0,81	1,24	0,9891	0,7457	1,00	Algorithm converged.	0,81	1,24
	Female	236	37,3	77	32,6	262	41,9	81	30,9	1,08	Convergence criterion (GCONV=1E-8) satisfied.	0,74	1,58	0,017	Algorithm converged.	-0,065	0,099	1,06	Algorithm converged.	0,82	1,37	0,6824		0,95	Algorithm converged.	0,73	1,23
Age	< 65 years	352	55,7	103	29,3	362	57,9	98	27,1	1,11	Convergence criterion (GCONV=1E-8) satisfied.	0,80	1,54	0,022	Algorithm converged.	-0,044	0,088	1,08	Algorithm converged.	0,85	1,37	0,5157	0,4364	0,93	Algorithm converged.	0,73	1,17
	>= 65 years	280	44,3	96	34,3	263	42,1	95	36,1	0,92	Convergence criterion (GCONV=1E-8) satisfied.	0,65	1,31	-0,018	Algorithm converged.	-0,099	0,062	0,93	Algorithm converged.	0,76	1,19	0,6546		1,05	Algorithm converged.	0,84	1,32
Baseline BCVA ETDRS letter score	< 64 letters	281	44,5	99	35,2	284	45,4	84	29,6	1,30	Convergence criterion (GCONV=1E-8) satisfied.	0,91	1,84	0,057	Algorithm converged.	-0,021	0,134	1,19	Algorithm converged.	0,94	1,51	0,1514	0,0801	0,84	Algorithm converged.	0,66	1,07
	>= 64 letters	349	55,2	98	28,4	341	54,6	109	32,0	0,84	Convergence criterion (GCONV=1E-8) satisfied.	0,61	1,17	-0,036	Algorithm converged.	-0,104	0,032	0,89	Algorithm converged.	0,73	1,11	0,3035		1,13	Algorithm converged.	0,90	1,41
	Missing	2	0,3	1	50,0	0	0,0	0	0,0	NE		NE	NE	NE	NE	NE	NE	NE	NE	NE	NE	NE		NE	NE	NE	NE
Geographic region	Europe	218	34,7	68	31,1	218	34,9	57	26,1	1,27	Convergence criterion (GCONV=1E-8) satisfied.	0,84	1,93	0,049	Algorithm converged.	-0,036	0,134	1,19	Algorithm converged.	0,88	1,60	0,2573	0,2072	0,84	Algorithm converged.	0,63	1,13
	America	344	54,4	115	33,4	339	54,2	113	33,3	1,00	Convergence criterion (GCONV=1E-8) satisfied.	0,73	1,38	0,001	Algorithm converged.	-0,070	0,072	1,00	Algorithm converged.	0,81	1,24	0,9786		1,00	Algorithm converged.	0,81	1,23
	Asia Pacific (inc. Australia)	69	10,9	16	23,2	68	10,9	23	33,8	0,59	Convergence criterion (GCONV=1E-8) satisfied.	0,28	1,25	-0,106	Algorithm converged.	-0,257	0,044	0,69	Algorithm converged.	0,40	1,18	0,1694		1,46	Algorithm converged.	0,85	2,51

Test for interaction based on RR (Log-binomial regression)
* indicates convergence problem. Result is uninterpretable.
Clinical cut-off: YOSEMITE 01NOV2021 and RHINE 28OCT2021

Program: root/global/globalshare/morse_macros/current/prod/program/t_ae_raw.sas
Output: root/clinical_studies/RO6867461/CDT70122/share/ACE_pool_DME_CSR_Final/prod/output_saf_bc/t_ae_raw_sg_SAE_SEBC_OCTNOV2021_DME.xls
14MAR2022 14:53

POPULATION: Safety-Evaluable Population B vs. C
ENDPOINT: Ocular SAEs (Study Eye) through Week 56
MODEL: Unstratified analysis
STUDY: GM40349 & GM40398
Dichotomous Analysis by Subgroups (Safety)

		Faricimab (PTI) (N=632)				Aflibercept (N=625)				Faricimab (PTI) vs. Aflibercept																Aflibercept vs. Faricimab (PTI)				
		Patients		Patients with Event		Patients		Patients with Event		Odds Ratio					Absolute Risk Difference				Relative Risk							Relative Risk				
Name	Level	n	%	n	%	n	%	n	%	Odds Ratio		Convergence Reason	95% Lower CL	95% Upper CL	Absolute Risk	Convergence Reason	95% Lower CL	95% Upper CL	Relative Risk		Convergence Reason	95% Lower CL	95% Upper CL	p-value (Cochran-Mantel-Haenszel)	Interaction Test p-value (likelihood ratio)	Relative Risk		Convergence Reason	95% Lower CL	95% Upper CL
All	n/a	632	100,0	18	2,8	625	100,0	8	1,3	2,26		Convergence criterion (GCONV=1E-8) satisfied.	0,98	5,24	0,016	Algorithm converged.	0,000	0,031	2,23		Algorithm converged.	0,97	5,08	0,0509		0,45		Algorithm converged.	0,20	1,03
Study	Rhine	319	50,5	9	2,8	314	50,2	6	1,9	1,49		Convergence criterion (GCONV=1E-8) satisfied.	0,52	4,24	0,009	Algorithm converged.	-0,015	0,033	1,48		Algorithm converged.	0,53	4,10	0,4518	0,2166	0,68		Algorithm converged.	0,24	1,88
	Yosemite	313	49,5	9	2,9	311	49,8	2	0,6	4,57		Convergence criterion (GCONV=1E-8) satisfied.	0,98	21,34	0,022	Algorithm converged.	0,002	0,043	4,47		Algorithm converged.	0,97	20,53	0,0343		0,22		Algorithm converged.	0,05	1,03

Includes AEs with onset up to Day 405 (last day of Week 56 analysis visit window).
Test for interaction based on RR (Log-binomial regression)
* indicates convergence problem. Result is uninterpretable.
Clinical cut-off: YOSEMITE 01NOV2021 and RHINE 28OCT2021

Program: root/clinical_studies/RO6867461/CDT70122/share/ACE_pool_DME_CSR_Final/prod/program/t_ae_raw.sas
Output: root/clinical_studies/RO6867461/CDT70122/share/ACE_pool_DME_CSR_Final/prod/output_saf_bc/t_ae_raw_sg2_SOCSAE_AEW56_SEBC_OCTNOV2021_DME.xls
11AUG2022 19:35

POPULATION: Safety-Evaluable Population B vs. C
ENDPOINT: Ocular SAEs (Study Eye) through Week 56
MODEL: Unadjusted Analysis
STUDY: GR40349 & GR40398
Forest Plot of Relative Risk

Study	Total n	Aflibercept (N=625) n	Aflibercept (N=625) n Responder	Faricimab (PTI) (N=632) n	Faricimab (PTI) (N=632) n Responder	Relative Risk	95% CI
All Patients	1257	625	8	632	18	2.23	(0.97, 5.08)
Study							
Rhine	633	314	6	319	9	1.48	(0.53, 4.10)
Yosemite	624	311	2	313	9	4.47	(0.97, 20.53)

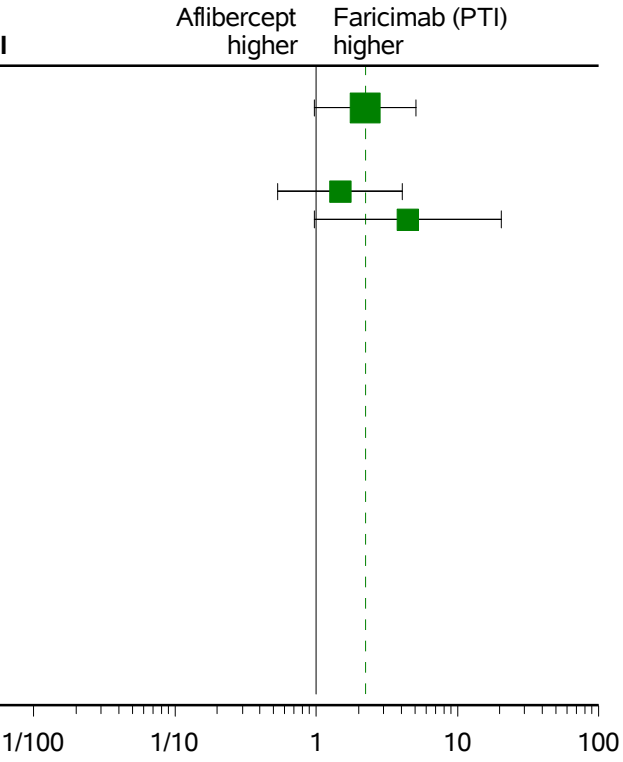

Clinical cut-off: YOSEMITE 01NOV2021 and RHINE 28OCT2021
Program: root/clinical_studies/RO6867461/CDT70122/share/ACE_pool_DME_Base/prod/program/g_forest_rr.sas
Output: root/clinical_studies/RO6867461/CDT70122/share/ACE_pool_DME_CSR_Final/prod/output_saf_bc/g_forest_rr_SOCSAE_AEW56_SEBC_OCTNOV2021_DME.pdf 06OCT2022 17:50

POPULATION: Safety-Evaluable Population B vs. C
ENDPOINT: Ocular SAEs (Study Eye) through Week 56
MODEL: Unstratified Analysis
STUDY: GR40349 & GR40398
Forest Plot of Odds Ratio

Study	Total n	Aflibercept (N=625) n	Aflibercept (N=625) n Responder	Faricimab (PTI) (N=632) n	Faricimab (PTI) (N=632) n Responder	Odds Ratio	95% CI
All Patients	1257	625	8	632	18	2.26	(0.98, 5.24)
Study							
Rhine	633	314	6	319	9	1.49	(0.52, 4.24)
Yosemite	624	311	2	313	9	4.57	(0.98, 21.34)

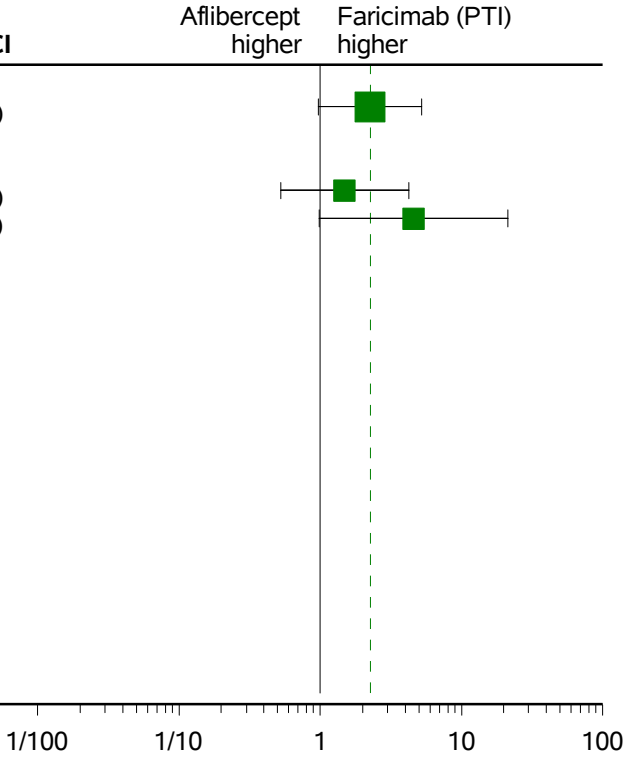

Clinical cut-off: YOSEMITE 01NOV2021 and RHINE 28OCT2021
Program: root/clinical_studies/RO6867461/CDT70122/share/ACE_pool_DME_Base/prod/program/g_forest_or.sas
Output: root/clinical_studies/RO6867461/CDT70122/share/ACE_pool_DME_CSR_Final/prod/output_saf_bc/g_forest_or_SOCSAE_AEW56_SEBC_OCTNOV2021_DME.pdf 04OCT2022 16:04

POPULATION: Safety-Evaluable Population B vs. C
ENDPOINT: Ocular SAEs (Study Eye) through Week 56
MODEL: Unstratified analysis
STUDY: GM40349 & GM40398
Dichotomous Analysis by Subgroups (Safety)

		Faricimab (FTI) (N=632)				Aflibercept (N=625)				Faricimab (FTI) vs. Aflibercept																Aflibercept vs. Faricimab (FTI)			
		Patients		Patients with Event		Patients		Patients with Event		Odds Ratio					Absolute Risk Difference				Relative Risk							Relative Risk			
Name	Level	n	%	n	%	n	%	n	%	Odds Ratio		Convergence Reason	95% Lower CL	95% Upper CL	Absolute Risk		Convergence Reason	95% Lower CL	95% Upper CL	Relative Risk		Convergence Reason	95% Lower CL	95% Upper CL	p-value (Cochran-Mantel-Haenszel)	Interaction Test p-value (likelihood ratio)	Relative Risk		Convergence Reason	95% Lower CL	95% Upper CL
All	n/a	632	100,0	18	2,8	625	100,0	8	1,3	2,26		Convergence criterion (GCONV=1E-8) satisfied.	0,98	5,24	0,016		Algorithm converged.	0,000	0,031	2,23		Algorithm converged.	0,97	5,08	0,0509		0,45		Algorithm converged.	0,20	1,03
Sex	Male	396	62,7	10	2,5	363	58,1	7	1,9	1,32		Convergence criterion (GCONV=1E-8) satisfied.	0,50	3,50	0,006		Algorithm converged.	-0,015	0,027	1,31		Algorithm converged.	0,50	3,40	0,5791	0,0591	0,76		Algorithm converged.	0,29	1,99
	Female	236	37,3	8	3,4	262	41,9	1	0,4	9,16		Convergence criterion (GCONV=1E-8) satisfied.	1,14	73,74	0,030		Algorithm converged.	0,006	0,054	8,88		Algorithm converged.	1,12	70,48	0,0119		0,11		Algorithm converged.	0,01	0,89
Age	< 65 years	352	55,7	10	2,8	362	57,9	4	1,1	2,62		Convergence criterion (GCONV=1E-8) satisfied.	0,81	8,42	0,017		Algorithm converged.	-0,003	0,038	2,57		Algorithm converged.	0,81	8,12	0,0946	0,7100	0,39		Algorithm converged.	0,12	1,23
	>= 65 years	280	44,3	8	2,9	263	42,1	4	1,5	1,90		Convergence criterion (GCONV=1E-8) satisfied.	0,57	6,40	0,013		Algorithm converged.	-0,011	0,038	1,88		Algorithm converged.	0,57	6,16	0,2903		0,53		Algorithm converged.	0,16	1,75
Baseline BCVA ETDRS letter score	< 64 letters	281	44,5	9	3,2	284	45,4	3	1,1	3,10		Convergence criterion (GCONV=1E-8) satisfied.	0,83	11,57	0,021		Algorithm converged.	-0,002	0,045	3,03		Algorithm converged.	0,83	11,08	0,0771	0,5236	0,33		Algorithm converged.	0,09	1,21
	>= 64 letters	349	55,2	9	2,6	341	54,6	5	1,5	1,78		Convergence criterion (GCONV=1E-8) satisfied.	0,59	5,36	0,011		Algorithm converged.	-0,010	0,032	1,76		Algorithm converged.	0,60	5,19	0,3004		0,57		Algorithm converged.	0,19	1,68
	Missing	2	0,3	0	0,0	0	0,0	0	0,0	NE		NE	NE	NE	NE		NE	NE	NE	NE		NE	NE	NE	NE		NE		NE	NE	NE
Geographic region	Europe	219	34,7	5	2,3	218	34,9	2	0,9	2,52		Convergence criterion (GCONV=1E-8) satisfied.	0,48	13,15	0,014		Algorithm converged.	-0,010	0,037	2,49		Algorithm converged.	0,49	12,69	0,2561	0,6698	0,40		Algorithm converged.	0,08	2,05
	America	344	54,4	11	3,2	339	54,2	4	1,2	2,77		Convergence criterion (GCONV=1E-8) satisfied.	0,87	8,77	0,020		Algorithm converged.	-0,002	0,042	2,71		Algorithm converged.	0,87	8,43	0,0722		0,37		Algorithm converged.	0,12	1,15
	Asia Pacific (inc. Australia)	69	10,9	2	2,9	68	10,9	2	2,9	0,99		Convergence criterion (GCONV=1E-8) satisfied.	0,13	7,20	0,000		Algorithm converged.	-0,057	0,056	0,99		Algorithm converged.	0,14	6,80	0,9882		1,01		Algorithm converged.	0,15	7,00

Includes AEs with onset up to Day 405 (last day of Week 56 analysis visit window).
Test for interaction based on RR (Log-binomial regression)
* indicates convergence problem. Result is uninterpretable.
Clinical cut-off: YOSEMITE 01NOV2021 and RHINE 28OCT2021

Program: root/clinical_studies/RO6867461/CDT70122/share/ACE_pool_DME_CSR_Final/prod/program/t_ae_raw.sas
Output: root/clinical_studies/RO6867461/CDT70122/share/ACE_pool_DME_CSR_Final/prod/output_saf_bc/t_ae_raw_sg_SOCSAE_AEW56_SEBC_OCTNOV2021_DME.xls
11AUG2022 16:20

POPULATION: Safety-Evaluable Population B vs. C
ENDPOINT: Ocular SAEs (Study Eye) throughout the Entire Study
MODEL: Unstratified analysis
STUDY: GR40349 & GR40398
Dichotomous Analysis by Subgroups (Safety)

		Faricimab (PTI) (N=632)				Aflibercept (N=625)				Faricimab (PTI) vs. Aflibercept																Aflibercept vs. Faricimab (PTI)				
		Patients		Patients with Event		Patients		Patients with Event		Odds Ratio					Absolute Risk Difference					Relative Risk							Relative Risk				
Name	Level	n	%	n	%	n	%	n	%	Odds Ratio		Convergence Reason	95% Lower CL	95% Upper CL	Absolute Risk		Convergence Reason	95% Lower CL	95% Upper CL	Relative Risk		Convergence Reason	95% Lower CL	95% Upper CL	p-value (Cochran-Mantel-Haenszel)	Interaction Test p-value (likelihood ratio)	Relative Risk		Convergence Reason	95% Lower CL	95% Upper CL
All	n/a	632	100,0	34	5,4	625	100,0	20	3,2	1,72		Convergence criterion (GCONV=1E-8) satisfied.	0,98	3,02	0,022		Algorithm converged.	-0,001	0,044	1,68		Algorithm converged.	0,98	2,89	0,0568		0,59		Algorithm converged.	0,35	1,02
Study	Rhine	319	50,5	20	6,3	314	50,2	13	4,1	1,55		Convergence criterion (GCONV=1E-8) satisfied.	0,76	3,17	0,021		Algorithm converged.	-0,013	0,056	1,51		Algorithm converged.	0,77	2,99	0,2286	0,6339	0,66		Algorithm converged.	0,33	1,30
	Yosemite	313	49,5	14	4,5	311	49,8	7	2,3	2,03		Convergence criterion (GCONV=1E-8) satisfied.	0,81	5,11	0,022		Algorithm converged.	-0,006	0,050	1,99		Algorithm converged.	0,81	4,86	0,1241		0,50		Algorithm converged.	0,21	1,23

Test for interaction based on RR (Log-binomial regression)
* indicates convergence problem. Result is uninterpretable.
Clinical cut-off: YOSEMITE 01NOV2021 and RHINE 28OCT2021

Program: root/global/globalshare/morse_macros/current/prod/program/t_ae_raw.sas
Output: root/clinical_studies/RO6867461/CDT70122/share/ACE_pool_DME_CSR_Final/prod/output_saf_bc/t_ae_raw_sg2_SOCSAE_SEBC_OCTNOV2021_DME.xls
14MAR2022 17:28

POPULATION: Safety-Evaluable Population B vs. C
ENDPOINT: Ocular SAEs (Study Eye) throughout the Entire Study
MODEL: Unadjusted Analysis
STUDY: GR40349 & GR40398
Forest Plot of Relative Risk

Study	Total n	Aflibercept (N=625) n	Aflibercept (N=625) n Responder	Faricimab (PTI) (N=632) n	Faricimab (PTI) (N=632) n Responder	Relative Risk	95% CI
All Patients	1257	625	20	632	34	1.68	(0.98, 2.89)
Study							
Rhine	633	314	13	319	20	1.51	(0.77, 2.99)
Yosemite	624	311	7	313	14	1.99	(0.81, 4.86)

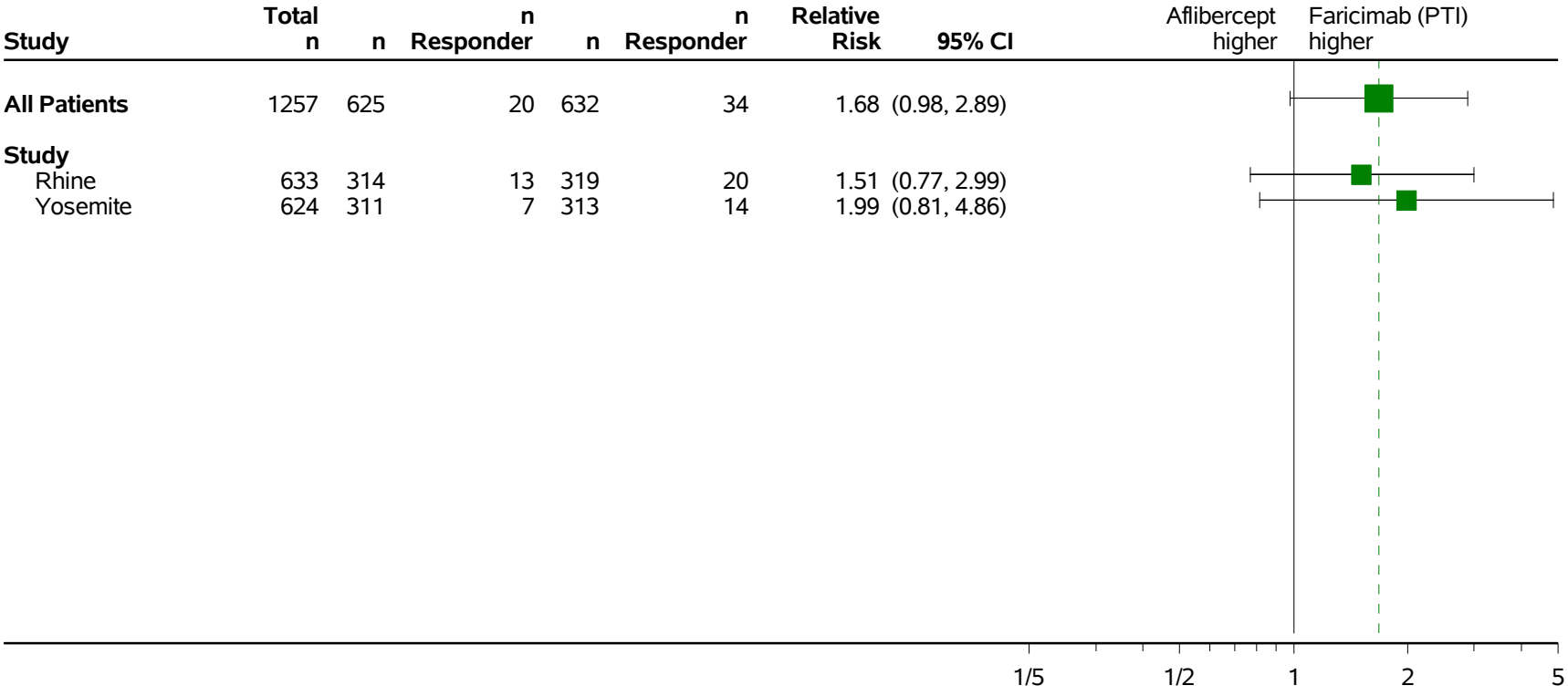

Clinical cut-off: YOSEMITE 01NOV2021 and RHINE 28OCT2021
Program: root/clinical_studies/RO6867461/CDT70122/share/ACE_pool_DME_Base/prod/program/g_forest_rr.sas
Output: root/clinical_studies/RO6867461/CDT70122/share/ACE_pool_DME_CSR_Final/prod/output_saf_bc/g_forest_rr_SOCSAE_SEBC_OCTNOV2021_DME.pdf 06OCT2022 17:51

POPULATION: Safety-Evaluable Population B vs. C
ENDPOINT: Ocular SAEs (Study Eye) throughout the Entire Study
MODEL: Unstratified Analysis
STUDY: GR40349 & GR40398
Forest Plot of Odds Ratio

Study	Total n	Aflibercept (N=625) n	Aflibercept (N=625) n Responder	Faricimab (PTI) (N=632) n	Faricimab (PTI) (N=632) n Responder	Odds Ratio	95% CI
All Patients	1257	625	20	632	34	1.72	(0.98, 3.02)
Study							
Rhine	633	314	13	319	20	1.55	(0.76, 3.17)
Yosemite	624	311	7	313	14	2.03	(0.81, 5.11)

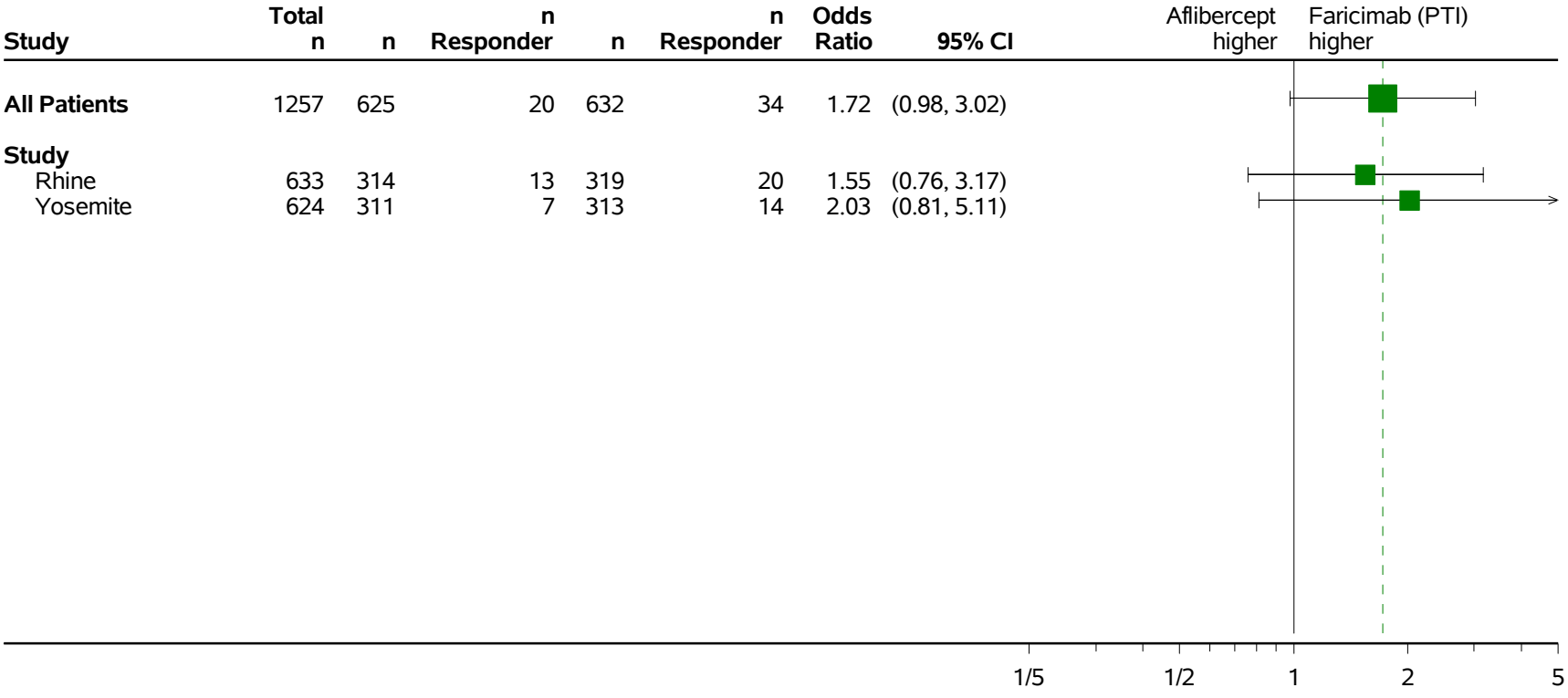

Clinical cut-off: YOSEMITE 01NOV2021 and RHINE 28OCT2021
Program: root/clinical_studies/RO6867461/CDT70122/share/ACE_pool_DME_Base/prod/program/g_forest_or.sas
Output: root/clinical_studies/RO6867461/CDT70122/share/ACE_pool_DME_CSR_Final/prod/output_saf_bc/g_forest_or_SOCSAE_SEBC_OCTNOV2021_DME.pdf 04OCT2022 16:05

POPULATION: Safety-Evaluable Population B vs. C
ENDPOINT: Ocular SAEs (Study Eye) throughout the Entire Study
MODEL: Unstratified analysis
STUDY: GR40349 & GR40398
Dichotomous Analysis by Subgroups (Safety)

		Faricimab (PTI) (N=632)				Aflibercept (N=625)				Faricimab (PTI) vs. Aflibercept															Aflibercept vs. Faricimab (PTI)			
		Patients		Patients with Event		Patients		Patients with Event		Odds Ratio					Absolute Risk Difference				Relative Risk						Relative Risk			
Name	Level	n	%	n	%	n	%	n	%	Odds Ratio	Convergence Reason	95% Lower CL	95% Upper CL	Absolute Risk	Convergence Reason	95% Lower CL	95% Upper CL	Relative Risk	Convergence Reason	95% Lower CL	95% Upper CL	p-value (Cochran Mantel-Haenszel)	Interaction Test p-value (likelihood ratio)	Relative Risk	Convergence Reason	95% Lower CL	95% Upper CL
All	n/a	632	100,0	34	5,4	625	100,0	20	3,2	1,72	Convergence criterion (GCONV=1E-8) satisfied.	0,98	3,02	0,022	Algorithm converged.	-0,001	0,044	1,68	Algorithm converged.	0,98	2,89	0,0568		0,59	Algorithm converged.	0,35	1,02
Sex	Male	396	62,7	18	4,5	363	58,1	14	3,9	1,19	Convergence criterion (GCONV=1E-8) satisfied.	0,58	2,42	0,007	Algorithm converged.	-0,022	0,035	1,18	Algorithm converged.	0,59	2,34	0,6374	0,1079	0,85	Algorithm converged.	0,43	1,68
	Female	236	37,3	16	6,8	262	41,9	6	2,3	3,10	Convergence criterion (GCONV=1E-8) satisfied.	1,19	8,07	0,045	Algorithm converged.	0,008	0,082	2,96	Algorithm converged.	1,18	7,44	0,0150		0,34	Algorithm converged.	0,13	0,85
Age	< 65 years	352	55,7	17	4,8	362	57,9	8	2,2	2,23	Convergence criterion (GCONV=1E-8) satisfied.	0,96	5,27	0,026	Algorithm converged.	-0,001	0,053	2,19	Algorithm converged.	0,96	5,00	0,0571	0,3726	0,46	Algorithm converged.	0,20	1,05
	>= 65 years	280	44,3	17	6,1	263	42,1	12	4,6	1,35	Convergence criterion (GCONV=1E-8) satisfied.	0,63	2,89	0,015	Algorithm converged.	-0,023	0,053	1,33	Algorithm converged.	0,63	2,73	0,4350		0,75	Algorithm converged.	0,37	1,54
Baseline BCVA ETDRS letter score	< 64 letters	281	44,5	15	5,3	284	45,4	8	2,8	1,95	Convergence criterion (GCONV=1E-8) satisfied.	0,81	4,66	0,025	Algorithm converged.	-0,007	0,058	1,90	Algorithm converged.	0,82	4,40	0,1298	0,6476	0,53	Algorithm converged.	0,23	1,22
	>= 64 letters	349	55,2	18	5,2	341	54,6	12	3,5	1,49	Convergence criterion (GCONV=1E-8) satisfied.	0,71	3,14	0,016	Algorithm converged.	-0,014	0,047	1,47	Algorithm converged.	0,72	3,00	0,2917		0,68	Algorithm converged.	0,33	1,39
	Missing	2	0,3	1	50,0	0	0,0	0	0,0	NE		NE	NE	NE	NE	NE	NE	NE	NE	NE	NE	NE		NE	NE	NE	NE
Geographic region	Europe	219	34,7	11	5,0	218	34,9	6	2,8	1,87	Convergence criterion (GCONV=1E-8) satisfied.	0,68	5,15	0,023	Algorithm converged.	-0,013	0,059	1,82	Algorithm converged.	0,69	4,85	0,2202	0,5348	0,55	Algorithm converged.	0,21	1,46
	America	344	54,4	21	6,1	339	54,2	11	3,2	1,94	Convergence criterion (GCONV=1E-8) satisfied.	0,92	4,09	0,029	Algorithm converged.	-0,003	0,060	1,98	Algorithm converged.	0,92	3,84	0,0772		0,53	Algorithm converged.	0,26	1,09
	Asia Pacific (inc. Australia)	69	10,9	2	2,9	68	10,9	3	4,4	0,65	Convergence criterion (GCONV=1E-8) satisfied.	0,10	4,00	-0,015	Algorithm converged.	-0,078	0,048	0,66	Algorithm converged.	0,11	3,81	0,6380		1,52	Algorithm converged.	0,26	8,83

Test for interaction based on RR (Log-binomial regression)
* indicates convergence problem. Result is uninterpretable.
Clinical cut-off: YOSEMITE 01NOV2021 and RHINE 28OCT2021

Program: root/global/globalshare/morse_macros/current/prod/program/t_ae_raw.sas
Output: root/clinical_studies/RO6867461/CDT70122/share/ACE_pool_DME_CSR_Final/prod/output_saf_bc/t_ae_raw_sg_SOCSAE_SEBC_OCTNOV2021_DME.xls
14MAR2022 15:07

POPULATION: Safety-Evaluable Population B vs. C
ENDPOINT: Ocular SAEs (Fellow Eye) through Week 56
MODEL: Unstratified analysis
STUDY: GM40349 & GM40398
Dichotomous Analysis by Subgroups (Safety)

		Faricimab (PTI) (N=632)				Aflibercept (N=625)				Faricimab (PTI) vs. Aflibercept																Aflibercept vs. Faricimab (PTI)				
		Patients		Patients with Event		Patients		Patients with Event		Odds Ratio					Absolute Risk Difference					Relative Risk							Relative Risk				
Name	Level	n	%	n	%	n	%	n	%	Odds Ratio		Convergence Reason	95% Lower CL	95% Upper CL	Absolute Risk		Convergence Reason	95% Lower CL	95% Upper CL	Relative Risk		Convergence Reason	95% Lower CL	95% Upper CL	p-value (Cochran-Mantel-Haenszel)	Interaction Test p-value (likelihood ratio)	Relative Risk		Convergence Reason	95% Lower CL	95% Upper CL
All	n/a	632	100,0	12	1,9	625	100,0	8	1,3	1,49		Convergence criterion (GCONV=1E-8) satisfied.	0,61	3,68	0,006		Algorithm converged.	-0,008	0,020	1,48		Algorithm converged.	0,61	3,60	0,3809		0,67		Algorithm converged.	0,28	1,64
Study	Rhine	319	50,5	5	1,6	314	50,2	3	1,0	1,65		Convergence criterion (GCONV=1E-8) satisfied.	0,39	6,97	0,006		Algorithm converged.	-0,013	0,023	1,64		Algorithm converged.	0,40	6,81	0,4911	0,8589	0,61		Algorithm converged.	0,15	2,53
	Yosemite	313	49,5	7	2,2	311	49,8	5	1,6	1,40		Convergence criterion (GCONV=1E-8) satisfied.	0,44	4,46	0,006		Algorithm converged.	-0,013	0,028	1,39		Algorithm converged.	0,45	4,34	0,5678		0,72		Algorithm converged.	0,23	2,24

Includes AEs with onset up to Day 405 (last day of Week 56 analysis visit window).
Test for interaction based on RR (Log-binomial regression)
* indicates convergence problem. Result is uninterpretable.
Clinical cut-off: YOSEMITE 01NOV2021 and RHINE 28OCT2021

Program: root/clinical_studies/RO6867461/CDT70122/share/ACE_pool_DME_CSR_Final/prod/program/t_ae_raw.sas
Output: root/clinical_studies/RO6867461/CDT70122/share/ACE_pool_DME_CSR_Final/prod/output_saf_bc/t_ae_raw_sg2_FOCSAE_AEW56_SEBC_OCTNOV2021_DME.xls
11AUG2022 19:43

POPULATION: Safety-Evaluable Population B vs. C
ENDPOINT: Ocular SAEs (Fellow Eye) through Week 56
MODEL: Unadjusted Analysis
STUDY: GR40349 & GR40398
Forest Plot of Relative Risk

Study	Total n	Aflibercept (N=625) n	Aflibercept (N=625) n Responder	Faricimab (PTI) (N=632) n	Faricimab (PTI) (N=632) n Responder	Relative Risk	95% CI
All Patients	1257	625	8	632	12	1.48	(0.61, 3.60)
Study							
Rhine	633	314	3	319	5	1.64	(0.40, 6.81)
Yosemite	624	311	5	313	7	1.39	(0.45, 4.34)

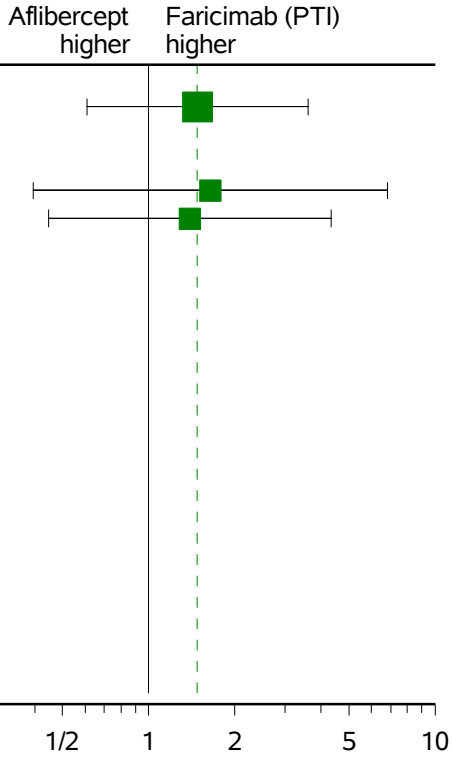

Clinical cut-off: YOSEMITE 01NOV2021 and RHINE 28OCT2021
Program: root/clinical_studies/RO6867461/CDT70122/share/ACE_pool_DME_Base/prod/program/g_forest_rr.sas
Output: root/clinical_studies/RO6867461/CDT70122/share/ACE_pool_DME_CSR_Final/prod/output_saf_bc/g_forest_rr_FOCSAE_AEW56_SEBC_OCTNOV2021_DME.pdf 06OCT2022 17:55

POPULATION: Safety-Evaluable Population B vs. C
ENDPOINT: Ocular SAEs (Fellow Eye) through Week 56
MODEL: Unstratified Analysis
STUDY: GR40349 & GR40398
Forest Plot of Odds Ratio

Study	Total n	Aflibercept (N=625) n	Aflibercept (N=625) n Responder	Faricimab (PTI) (N=632) n	Faricimab (PTI) (N=632) n Responder	Odds Ratio	95% CI
All Patients	1257	625	8	632	12	1.49	(0.61, 3.68)
Study							
Rhine	633	314	3	319	5	1.65	(0.39, 6.97)
Yosemite	624	311	5	313	7	1.40	(0.44, 4.46)

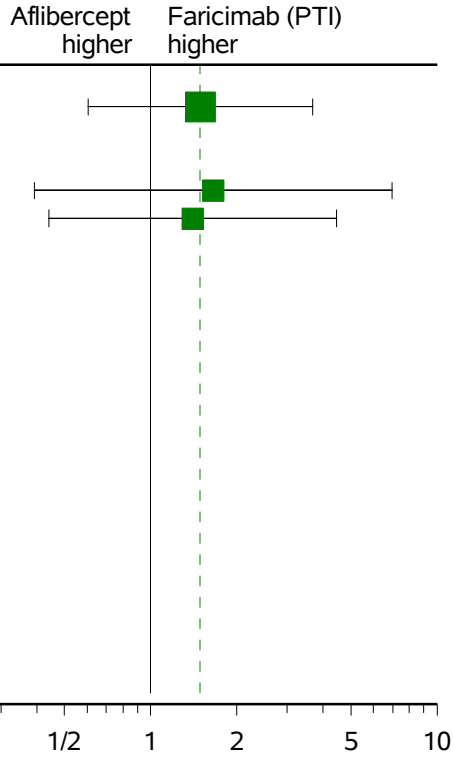

Clinical cut-off: YOSEMITE 01NOV2021 and RHINE 28OCT2021
Program: root/clinical_studies/RO6867461/CDT70122/share/ACE_pool_DME_Base/prod/program/g_forest_or.sas
Output: root/clinical_studies/RO6867461/CDT70122/share/ACE_pool_DME_CSR_Final/prod/output_saf_bc/g_forest_or_FOCSAE_AEW56_SEBC_OCTNOV2021_DME.pdf 04OCT2022 16:08

POPULATION: Safety-Evaluable Population B vs. C
ENDPOINT: Ocular SAEs (Fellow Eye) through Week 56
MODEL: Unstratified analysis
STUDY: GM40349 & GM40398
Dichotomous Analysis by Subgroups (Safety)

		Faricimab (PTI) (N=632)				Aflibercept (N=625)				Faricimab (PTI) vs. Aflibercept																Aflibercept vs. Faricimab (PTI)				
		Patients		Patients with Event		Patients		Patients with Event		Odds Ratio					Absolute Risk Difference				Relative Risk							Relative Risk				
Name	Level	n	%	n	%	n	%	n	%	Odds Ratio		Convergence Reason	95% Lower CL	95% Upper CL	Absolute Risk		Convergence Reason	95% Lower CL	95% Upper CL	Relative Risk		Convergence Reason	95% Lower CL	95% Upper CL	p-value (Cochran-Mantel-Haenszel)	Interaction Test p-value (likelihood ratio)	Relative Risk		Convergence Reason	95% Lower CL	95% Upper CL
All	n/a	632	100,0	12	1,9	625	100,0	8	1,3	1,49		Convergence criterion (GCONV=1E-8) satisfied.	0,61	3,68	0,006		Algorithm converged.	-0,008	0,020	1,48		Algorithm converged.	0,61	3,60	0,3809		0,67		Algorithm converged.	0,28	1,64
Sex	Male	396	62,7	6	1,5	363	58,1	6	1,7	0,92		Convergence criterion (GCONV=1E-8) satisfied.	0,29	2,86	-0,001		Algorithm converged.	-0,019	0,016	0,92		Algorithm converged.	0,30	2,82	0,8793	0,1777	1,09		Algorithm converged.	0,36	3,35
	Female	236	37,3	6	2,5	262	41,9	2	0,8	3,39		Convergence criterion (GCONV=1E-8) satisfied.	0,68	16,96	0,018		Algorithm converged.	-0,005	0,040	3,33		Algorithm converged.	0,68	16,34	0,1152		0,30		Algorithm converged.	0,06	1,47
Age	< 65 years	352	55,7	8	2,3	362	57,9	6	1,7	1,38		Convergence criterion (GCONV=1E-8) satisfied.	0,47	4,02	0,006		Algorithm converged.	-0,014	0,027	1,37		Algorithm converged.	0,48	3,91	0,5536	0,7544	0,73		Algorithm converged.	0,26	2,08
	>= 65 years	280	44,3	4	1,4	263	42,1	2	0,8	1,89		Convergence criterion (GCONV=1E-8) satisfied.	0,34	10,41	0,007		Algorithm converged.	-0,011	0,024	1,88		Algorithm converged.	0,35	10,17	0,4571		0,53		Algorithm converged.	0,10	2,88
Baseline BCVA ETDRS letter score	< 64 letters	281	44,5	7	2,5	284	45,4	5	1,8	1,43		Convergence criterion (GCONV=1E-8) satisfied.	0,45	4,55	0,007		Algorithm converged.	-0,016	0,031	1,41		Algorithm converged.	0,45	4,41	0,5474	0,8796	0,71		Algorithm converged.	0,23	2,20
	>= 64 letters	349	55,2	5	1,4	341	54,6	3	0,9	1,64		Convergence criterion (GCONV=1E-8) satisfied.	0,39	6,91	0,006		Algorithm converged.	-0,010	0,021	1,63		Algorithm converged.	0,39	6,76	0,4979		0,61		Algorithm converged.	0,13	2,55
	Missing	2	0,3	0	0,0	0	0,0	0	0,0	NE			NE	NE	NE		NE	NE	NE	NE		NE	NE	NE	NE		NE		NE	NE	NE
Geographic region	Europe	219	34,7	4	1,8	218	34,9	0	0,0		*	Quasi-complete separation of data points detected.				*	ERROR: Error in computing the link function, its derivatives, or the variance function.			NE		Algorithm converged.	NE	NE	0,0452	0,0730	NE		Algorithm converged.	NE	NE
	America	344	54,4	7	2,0	339	54,2	6	1,8	1,15		Convergence criterion (GCONV=1E-8) satisfied.	0,38	3,47	0,003		Algorithm converged.	-0,018	0,023	1,15		Algorithm converged.	0,39	3,39	0,8001		0,87		Algorithm converged.	0,30	2,56
	Asia Pacific (inc. Australia)	69	10,9	1	1,4	68	10,9	2	2,9	0,49		Convergence criterion (GCONV=1E-8) satisfied.	0,04	5,48	-0,015		Algorithm converged.	-0,064	0,034	0,49		Algorithm converged.	0,05	5,31	0,5522		2,03		Algorithm converged.	0,19	21,86

Includes AEs with onset up to Day 405 (last day of Week 56 analysis visit window).
Test for interaction based on RR (Log-binomial regression)
* indicates convergence problem. Result is uninterpretable.
Clinical cut-off: YOSEMITE 01NOV2021 and RHINE 28OCT2021

Program: root/clinical_studies/RO6867461/CDT70122/share/ACE_pool_DME_CSR_Final/prod/program/t_ae_raw.sas
Output: root/clinical_studies/RO6867461/CDT70122/share/ACE_pool_DME_CSR_Final/prod/output_saf_bc/t_ae_raw_sg_FOCSAE_AEW56_SEBC_OCTNOV2021_DME.xls
11AUG2022 16:29

POPULATION: Safety-Evaluable Population B vs. C
ENDPOINT: Ocular SAEs (Fellow Eye) throughout the Entire Study
MODEL: Unstratified analysis
STUDY: GR40349 & GR40398
Dichotomous Analysis by Subgroups (Safety)

		Faricimab (PTI) (N=632)				Aflibercept (N=625)				Faricimab (PTI) vs. Aflibercept																			Aflibercept vs. Faricimab (PTI)				
		Patients		Patients with Event		Patients		Patients with Event		Odds Ratio					Absolute Risk Difference					Relative Risk									Relative Risk				
Name	Level	n	%	n	%	n	%	n	%	Odds Ratio		Convergence Reason	95% Lower CL	95% Upper CL	Absolute Risk		Convergence Reason	95% Lower CL	95% Upper CL	Relative Risk		Convergence Reason	95% Lower CL	95% Upper CL	p-value (Cochran-Mantel-Haenszel)	Interaction Test p-value (likelihood ratio)	Relative Risk		Convergence Reason	95% Lower CL	95% Upper CL
All	n/a	632	100,0	17	2,7	625	100,0	18	2,9	0,93		Convergence criterion (GCONV=1E-8) satisfied.	0,48	1,83	-0,002		Algorithm converged.	-0,020	0,016	0,93		Algorithm converged.	0,49	1,80	0,8378		1,07		Algorithm converged.	0,56	2,06
Study	Rhine	319	50,5	6	1,9	314	50,2	11	3,5	0,53		Convergence criterion (GCONV=1E-8) satisfied.	0,19	1,45	-0,016		Algorithm converged.	-0,041	0,009	0,54		Algorithm converged.	0,20	1,43	0,2072	0,1160	1,86		Algorithm converged.	0,70	4,97
	Yosemite	313	49,5	11	3,5	311	49,8	7	2,3	1,58		Convergence criterion (GCONV=1E-8) satisfied.	0,61	4,14	0,013		Algorithm converged.	-0,014	0,039	1,56		Algorithm converged.	0,61	3,98	0,3461		0,64		Algorithm converged.	0,25	1,63

Test for interaction based on RR (Log-binomial regression)
* indicates convergence problem. Result is uninterpretable.
Clinical cut-off: YOSEMITE 01NOV2021 and RHINE 28OCT2021

Program: root/global/globalshare/morse_macros/current/prod/program/t_ae_raw.sas
Output: root/clinical_studies/RO6867461/CDT70122/share/ACE_pool_DME_CSR_Final/prod/output_saf_bc/t_ae_raw_sg2_FOCSAE_SEBC_OCTNOV2021_DME.xls
14MAR2022 17:35

POPULATION: Safety-Evaluable Population B vs. C
ENDPOINT: Ocular SAEs (Fellow Eye) throughout the Entire Study
MODEL: Unadjusted Analysis
STUDY: GR40349 & GR40398
Forest Plot of Relative Risk

Study	Total n	Aflibercept (N=625) n	Aflibercept (N=625) n Responder	Faricimab (PTI) (N=632) n	Faricimab (PTI) (N=632) n Responder	Relative Risk	95% CI
All Patients	1257	625	18	632	17	0.93	(0.49, 1.80)
Study							
Rhine	633	314	11	319	6	0.54	(0.20, 1.43)
Yosemite	624	311	7	313	11	1.56	(0.61, 3.98)

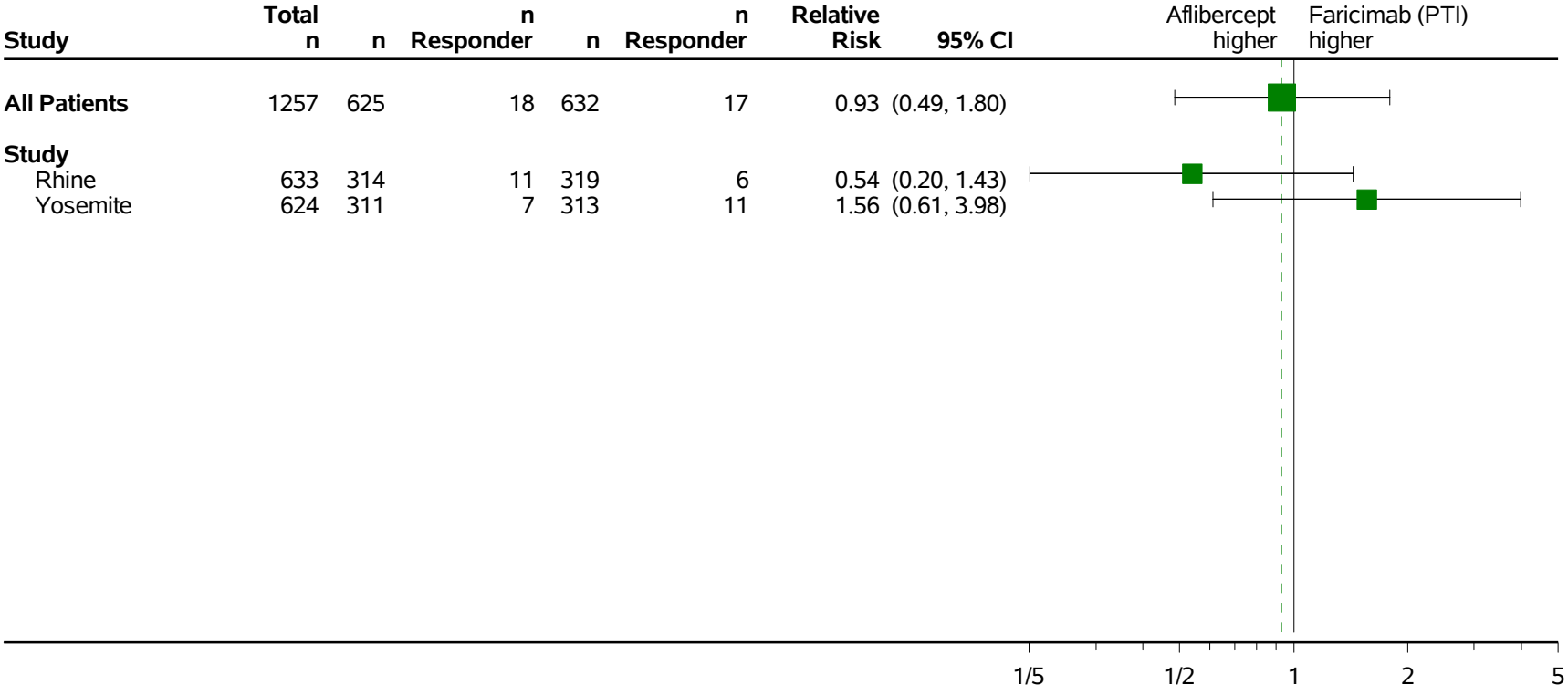

Clinical cut-off: YOSEMITE 01NOV2021 and RHINE 28OCT2021
Program: root/clinical_studies/RO6867461/CDT70122/share/ACE_pool_DME_Base/prod/program/g_forest_rr.sas
Output: root/clinical_studies/RO6867461/CDT70122/share/ACE_pool_DME_CSR_Final/prod/output_saf_bc/g_forest_rr_FOCSAE_SEBC_OCTNOV2021_DME.pdf 06OCT2022 17:56

POPULATION: Safety-Evaluable Population B vs. C
ENDPOINT: Ocular SAEs (Fellow Eye) throughout the Entire Study
MODEL: Unstratified Analysis
STUDY: GR40349 & GR40398
Forest Plot of Odds Ratio

Study	Total n	Aflibercept (N=625) n	Aflibercept (N=625) n Responder	Faricimab (PTI) (N=632) n	Faricimab (PTI) (N=632) n Responder	Odds Ratio	95% CI
All Patients	1257	625	18	632	17	0.93	(0.48, 1.83)
Study							
Rhine	633	314	11	319	6	0.53	(0.19, 1.45)
Yosemite	624	311	7	313	11	1.58	(0.61, 4.14)

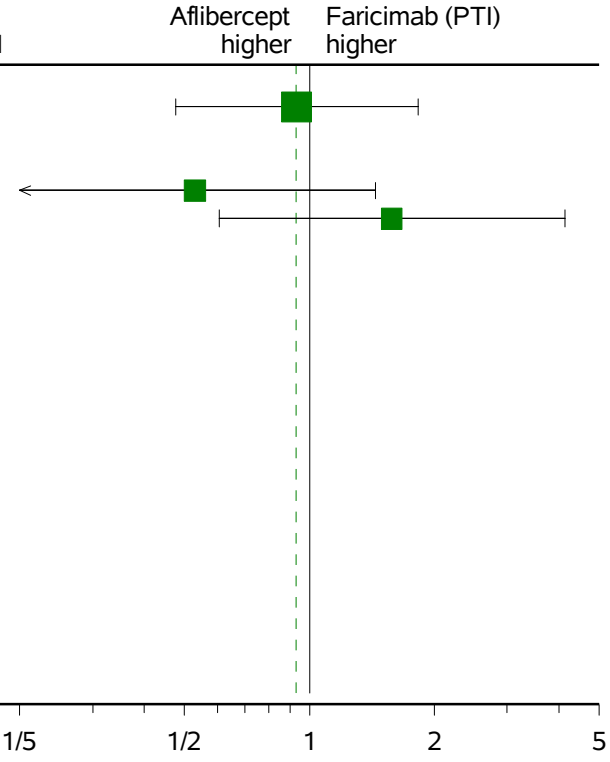

Clinical cut-off: YOSEMITE 01NOV2021 and RHINE 28OCT2021
Program: root/clinical_studies/RO6867461/CDT70122/share/ACE_pool_DME_Base/prod/program/g_forest_or.sas
Output: root/clinical_studies/RO6867461/CDT70122/share/ACE_pool_DME_CSR_Final/prod/output_saf_bc/g_forest_or_FOCSAE_SEBC_OCTNOV2021_DME.pdf 04OCT2022 16:09

POPULATION: Safety-Evaluable Population B vs. C
ENDPOINT: Ocular SAEs (Fellow Eye) throughout the Entire Study
MODEL: Unstratified analysis
STUDY: GR40349 & GR40398
Dichotomous Analysis by Subgroups (Safety)

		Faricimab (PTI) (N=632)				Aflibercept (N=625)				Faricimab (PTI) vs. Aflibercept																		Aflibercept vs. Faricimab (PTI)			
		Patients		Patients with Event		Patients		Patients with Event		Odds Ratio					Absolute Risk Difference				Relative Risk									Relative Risk			
Name	Level	n	%	n	%	n	%	n	%	Odds Ratio	Convergence Reason	95% Lower CL	95% Upper CL	Absolute Risk	Convergence Reason	95% Lower CL	95% Upper CL	Relative Risk	Convergence Reason	95% Lower CL	95% Upper CL	p-value (Cochran-Mantel-Haenszel)	Interaction Test p-value (likelihood ratio)	Relative Risk	Convergence Reason	95% Lower CL	95% Upper CL
All	n/a	632	100,0	17	2,7	625	100,0	18	2,9	0,93	Convergence criterion (GCONV=1E-8) satisfied.	0,48	1,83	-0,002	Algorithm converged.	-0,020	0,016	0,93	Algorithm converged.	0,49	1,80	0,8378		1,07	Algorithm converged.	0,56	2,06
Sex	Male	396	62,7	8	2,0	363	58,1	10	2,8	0,73	Convergence criterion (GCONV=1E-8) satisfied.	0,28	1,86	-0,007	Algorithm converged.	-0,029	0,014	0,73	Algorithm converged.	0,29	1,84	0,5067	0,4251	1,36	Algorithm converged.	0,54	3,42
	Female	236	37,3	9	3,8	262	41,9	8	3,1	1,26	Convergence criterion (GCONV=1E-8) satisfied.	0,48	3,32	0,008	Algorithm converged.	-0,025	0,040	1,25	Algorithm converged.	0,49	3,18	0,6412		0,80	Algorithm converged.	0,31	2,04
Age	< 65 years	352	55,7	11	3,1	362	57,9	11	3,0	1,03	Convergence criterion (GCONV=1E-8) satisfied.	0,44	2,41	0,001	Algorithm converged.	-0,024	0,026	1,03	Algorithm converged.	0,45	2,34	0,9468	0,7231	0,97	Algorithm converged.	0,43	2,21
	>= 65 years	280	44,3	6	2,1	263	42,1	7	2,7	0,80	Convergence criterion (GCONV=1E-8) satisfied.	0,27	2,41	-0,005	Algorithm converged.	-0,031	0,021	0,81	Algorithm converged.	0,27	2,36	0,6930		1,24	Algorithm converged.	0,42	3,63
Baseline BCVA ETDRS letter score	< 64 letters	281	44,5	8	2,8	284	45,4	10	3,5	0,80	Convergence criterion (GCONV=1E-8) satisfied.	0,31	2,07	-0,007	Algorithm converged.	-0,036	0,022	0,81	Algorithm converged.	0,32	2,02	0,6485	0,6459	1,24	Algorithm converged.	0,50	3,09
	>= 64 letters	349	55,2	9	2,6	341	54,6	8	2,3	1,10	Convergence criterion (GCONV=1E-8) satisfied.	0,42	2,89	0,002	Algorithm converged.	-0,021	0,025	1,10	Algorithm converged.	0,43	2,82	0,8438		0,91	Algorithm converged.	0,36	2,33
	Missing	2	0,3	0	0,0	0	0,0	0	0,0	NE		NE	NE	NE	NE	NE	NE	NE	NE	NE	NE	NE		NE	NE	NE	NE
Geographic region	Europe	219	34,7	6	2,7	218	34,9	1	0,5	6,11	Convergence criterion (GCONV=1E-8) satisfied.	0,73	51,20	0,023	Algorithm converged.	-0,001	0,046	5,97	Algorithm converged.	0,73	49,20	0,0578	0,0564	0,17	Algorithm converged.	0,02	1,38
	America	344	54,4	8	2,3	339	54,2	14	4,1	0,55	Convergence criterion (GCONV=1E-8) satisfied.	0,23	1,34	-0,018	Algorithm converged.	-0,045	0,009	0,56	Algorithm converged.	0,24	1,32	0,1821		1,78	Algorithm converged.	0,75	4,18
	Asia Pacific (inc. Australia)	69	10,9	3	4,3	68	10,9	3	4,4	0,98	Convergence criterion (GCONV=1E-8) satisfied.	0,19	5,06	-0,001	Algorithm converged.	-0,069	0,068	0,99	Algorithm converged.	0,21	4,71	0,9855		1,01	Algorithm converged.	0,21	4,85

Test for interaction based on RR (Log-binomial regression)
* indicates convergence problem. Result is uninterpretable.
Clinical cut-off: YOSEMITE 01NOV2021 and RHINE 28OCT2021

Program: root/global/globalshare/morse_macros/current/prod/program/t_ae_raw.sas
Output: root/clinical_studies/RO6867461/CDT70122/share/ACE_pool_DME_CSR_Final/prod/output_saf_bc/t_ae_raw_sg_FOCSAE_SEBC_OCTNOV2021_DME.xls
14MAR2022 15:17

POPULATION: Safety-Evaluable Population B vs. C
ENDPOINT: AEs leading to Study Treatment Discontinuation through Week 56
MODEL: Unstratified analysis
STUDY: GM40349 & GM40398
Dichotomous Analysis by Subgroups (Safety)

		Faricimab (FTI) (N=632)				Aflibercept (N=625)				Faricimab (FTI) vs. Aflibercept																Aflibercept vs. Faricimab (FTI)				
		Patients		Patients with Event		Patients		Patients with Event		Odds Ratio					Absolute Risk Difference				Relative Risk							Relative Risk				
Name	Level	n	%	n	%	n	%	n	%	Odds Ratio		Convergence Reason	95% Lower CL	95% Upper CL	Absolute Risk		Convergence Reason	95% Lower CL	95% Upper CL	Relative Risk		Convergence Reason	95% Lower CL	95% Upper CL	p-value (Cochran-Mantel-Haenszel)	Interaction Test p-value (likelihood ratio)	Relative Risk		Convergence Reason	95% Lower CL	95% Upper CL
All	n/a	632	100,0	12	1,9	625	100,0	6	1,0	2,00		Convergence criterion (GCONV=1E-8) satisfied.	0,74	5,35	0,009		Algorithm converged.	-0,004	0,022	1,98		Algorithm converged.	0,75	5,24	0,1615		0,51		Algorithm converged.	0,19	1,34
Study	Rhine	319	50,5	4	1,3	314	50,2	3	1,0	1,32		Convergence criterion (GCONV=1E-8) satisfied.	0,29	5,93	0,003		Algorithm converged.	-0,013	0,019	1,31		Algorithm converged.	0,30	5,82	0,7198	0,4878	0,76		Algorithm converged.	0,17	3,38
	Yosemite	313	49,5	8	2,6	311	49,8	3	1,0	2,69		Convergence criterion (GCONV=1E-8) satisfied.	0,71	10,25	0,016		Algorithm converged.	-0,005	0,036	2,65		Algorithm converged.	0,71	9,89	0,1313		0,38		Algorithm converged.	0,10	1,41

Includes AEs with onset up to Day 405 (last day of Week 56 analysis visit window).
Test for interaction based on RR (Log-binomial regression)
* indicates convergence problem. Result is uninterpretable.
Clinical cut-off: YOSEMITE 01NOV2021 and RHINE 28OCT2021

Program: root/clinical_studies/RO6867461/CDT70122/share/ACE_pool_DME_CSR_Final/prod/program/t_ae_raw.sas
Output: root/clinical_studies/RO6867461/CDT70122/share/ACE_pool_DME_CSR_Final/prod/output_saf_bc/t_ae_raw_sg2_WDSTAE_AEW56_SEBC_OCTNOV2021_DME.xls
11AUG2022 19:25

POPULATION: Safety-Evaluable Population B vs. C
ENDPOINT: AEs leading to Study Treatment Discontinuation through Week 56
MODEL: Unadjusted Analysis
STUDY: GR40349 & GR40398
Forest Plot of Relative Risk

Study	Total n	Aflibercept (N=625) n	Aflibercept (N=625) n Responder	Faricimab (PTI) (N=632) n	Faricimab (PTI) (N=632) n Responder	Relative Risk	95% CI
All Patients	1257	625	6	632	12	1.98	(0.75, 5.24)
Study							
Rhine	633	314	3	319	4	1.31	(0.30, 5.82)
Yosemite	624	311	3	313	8	2.65	(0.71, 9.89)

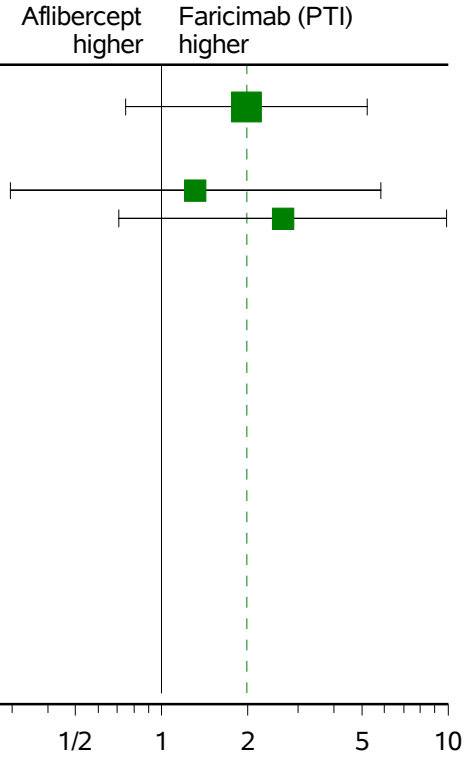

Clinical cut-off: YOSEMITE 01NOV2021 and RHINE 28OCT2021
Program: root/clinical_studies/RO6867461/CDT70122/share/ACE_pool_DME_Base/prod/program/g_forest_rr.sas
Output: root/clinical_studies/RO6867461/CDT70122/share/ACE_pool_DME_CSR_Final/prod/output_saf_bc/g_forest_rr_WDSTAE_AEW56_SEBC_OCTNOV2021_DME.pdf 06OCT2022 17:46

POPULATION: Safety-Evaluable Population B vs. C
ENDPOINT: AEs leading to Study Treatment Discontinuation through Week 56
MODEL: Unstratified Analysis
STUDY: GR40349 & GR40398
Forest Plot of Odds Ratio

Study	Total n	Aflibercept (N=625) n	Aflibercept (N=625) n Responder	Faricimab (PTI) (N=632) n	Faricimab (PTI) (N=632) n Responder	Odds Ratio	95% CI
All Patients	1257	625	6	632	12	2.00	(0.74, 5.35)
Study							
Rhine	633	314	3	319	4	1.32	(0.29, 5.93)
Yosemite	624	311	3	313	8	2.69	(0.71, 10.25)

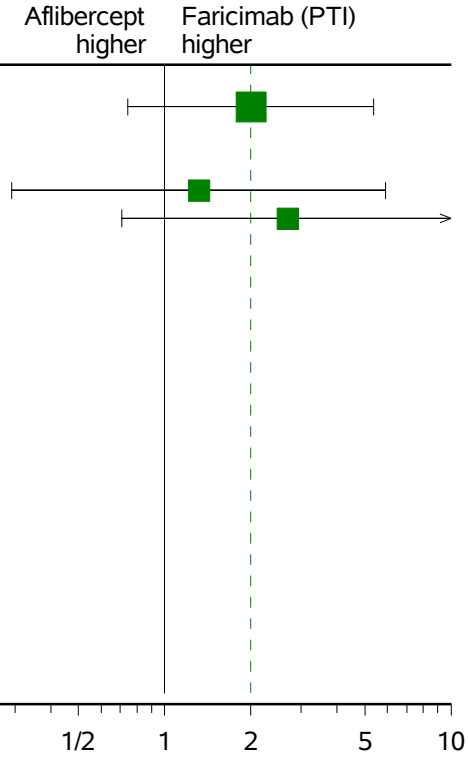

Clinical cut-off: YOSEMITE 01NOV2021 and RHINE 28OCT2021
Program: root/clinical_studies/RO6867461/CDT70122/share/ACE_pool_DME_Base/prod/program/g_forest_or.sas
Output: root/clinical_studies/RO6867461/CDT70122/share/ACE_pool_DME_CSR_Final/prod/output_saf_bc/g_forest_or_WDSTAE_AEW56_SEBC_OCTNOV2021_DME.pdf 04OCT2022 16:00

POPULATION: Safety-Evaluable Population B vs. C
ENDPOINT: AEs leading to Study Treatment Discontinuation through Week 56
MODEL: Unstratified analysis
STUDY: GM40349 & GM40398
Dichotomous Analysis by Subgroups (Safety)

		Faricimab (PTI) (N=632)				Aflibercept (N=625)				Faricimab (PTI) vs. Aflibercept																Aflibercept vs. Faricimab (PTI)				
		Patients		Patients with Event		Patients		Patients with Event		Odds Ratio					Absolute Risk Difference				Relative Risk							Relative Risk				
Name	Level	n	%	n	%	n	%	n	%	Odds Ratio		Convergence Reason	95% Lower CL	95% Upper CL	Absolute Risk		Convergence Reason	95% Lower CL	95% Upper CL	Relative Risk		Convergence Reason	95% Lower CL	95% Upper CL	p-value (Cochran-Mantel-Haenszel)	Interaction Test p-value (likelihood ratio)	Relative Risk		Convergence Reason	95% Lower CL	95% Upper CL
All	n/a	632	100,0	12	1,9	625	100,0	6	1,0	2,00		Convergence criterion (GCONV=1E-8) satisfied.	0,74	5,35	0,009		Algorithm converged.	-0,004	0,022	1,98		Algorithm converged.	0,75	5,24	0,1615		0,51		Algorithm converged.	0,19	1,34
Sex	Male	396	62,7	6	1,5	363	58,1	4	1,1	1,38		Convergence criterion (GCONV=1E-8) satisfied.	0,39	4,93	0,004		Algorithm converged.	-0,012	0,020	1,37		Algorithm converged.	0,39	4,83	0,6182	0,3838	0,73		Algorithm converged.	0,21	2,56
	Female	236	37,3	6	2,5	262	41,9	2	0,8	3,39		Convergence criterion (GCONV=1E-8) satisfied.	0,68	16,96	0,018		Algorithm converged.	-0,005	0,040	3,33		Algorithm converged.	0,68	16,34	0,1152		0,30		Algorithm converged.	0,06	1,47
Age	< 65 years	352	55,7	5	1,4	362	57,9	2	0,6	2,59		Convergence criterion (GCONV=1E-8) satisfied.	0,50	13,46	0,009		Algorithm converged.	-0,006	0,023	2,57		Algorithm converged.	0,50	13,16	0,2396	0,6640	0,39		Algorithm converged.	0,08	1,99
	>= 65 years	280	44,3	7	2,5	263	42,1	4	1,5	1,66		Convergence criterion (GCONV=1E-8) satisfied.	0,48	5,74	0,010		Algorithm converged.	-0,014	0,033	1,64		Algorithm converged.	0,49	5,55	0,4188		0,61		Algorithm converged.	0,18	2,05
Baseline BCVA ETDRS letter score	< 64 letters	281	44,5	8	2,8	284	45,4	0	0,0		*	Quasi-complete separation of data points detected.				*	WARNING: Negative of Hessian not positive definite.			NE		Algorithm converged.	NE	NE	0,0042	0,0018	NE		Algorithm converged.	NE	NE
	>= 64 letters	349	55,2	4	1,1	341	54,6	6	1,8	0,65		Convergence criterion (GCONV=1E-8) satisfied.	0,18	2,31	-0,006		Algorithm converged.	-0,024	0,012	0,65		Algorithm converged.	0,19	2,29	0,5006		1,54		Algorithm converged.	0,44	5,39
	Missing	2	0,3	0	0,0	0	0,0	0	0,0	NE			NE	NE	NE		NE	NE	NE	NE		NE	NE	NE	NE		NE		NE	NE	NE
Geographic region	Europe	219	34,7	5	2,3	218	34,9	2	0,9	2,52		Convergence criterion (GCONV=1E-8) satisfied.	0,48	13,15	0,014		Algorithm converged.	-0,010	0,037	2,48		Algorithm converged.	0,49	12,69	0,2561	0,9309	0,40		Algorithm converged.	0,08	2,05
	America	344	54,4	5	1,5	339	54,2	3	0,9	1,65		Convergence criterion (GCONV=1E-8) satisfied.	0,39	6,97	0,006		Algorithm converged.	-0,010	0,022	1,64		Algorithm converged.	0,40	6,82	0,4902		0,61		Algorithm converged.	0,15	2,53
	Asia Pacific (inc. Australia)	69	10,9	2	2,9	68	10,9	1	1,5	2,00		Convergence criterion (GCONV=1E-8) satisfied.	0,18	22,59	0,014		Algorithm converged.	-0,035	0,063	1,97		Algorithm converged.	0,18	21,23	0,5694		0,51		Algorithm converged.	0,05	5,47

Includes AEs with onset up to Day 405 (last day of Week 56 analysis visit window).
Test for interaction based on RR (Log-binomial regression)
* indicates convergence problem. Result is uninterpretable.
Clinical cut-off: YOSEMITE 01NOV2021 and RHINE 28OCT2021

Program: root/clinical_studies/RO6867461/CDT70122/share/ACE_pool_DME_CSR_Final/prod/program/t_ae_raw.sas
Output: root/clinical_studies/RO6867461/CDT70122/share/ACE_pool_DME_CSR_Final/prod/output_saf_bc/t_ae_raw_sg_WDSTAE_AEW56_SEBC_OCTNOV2021_DME.xls
11AUG2022 16:13

POPULATION: Safety-Evaluable Population B vs. C
ENDPOINT: AEs leading to Study Treatment Discontinuation throughout the Entire Study
MODEL: Unstratified analysis
STUDY: GM40349 & GM40398
Dichotomous Analysis by Subgroups (Safety)

		Faricimab (PTI) (N=632)				Aflibercept (N=625)				Faricimab (PTI) vs. Aflibercept																		Aflibercept vs. Faricimab (PTI)				
		Patients		Patients with Event		Patients		Patients with Event		Odds Ratio								Absolute Risk Difference				Relative Risk								Relative Risk				
Name	Level	n	%	n	%	n	%	n	%	Odds Ratio		Convergence Reason	95% Lower CL	95% Upper CL		Absolute Risk		Convergence Reason	95% Lower CL	95% Upper CL		Relative Risk		Convergence Reason	95% Lower CL	95% Upper CL	p-value (Cochran-Mantel-Haenszel)	Interaction Test p-value (likelihood ratio)		Relative Risk		Convergence Reason	95% Lower CL	95% Upper CL
All	n/a	632	100,0	18	2,8	623	100,0	10	1,6	1,80		Convergence criterion (GCONV=1E-8) satisfied.	0,83	3,94		0,012		Algorithm converged.	-0,004	0,029		1,78		Algorithm converged.	0,83	3,83	0,1340			0,56		Algorithm converged.	0,26	1,21
Study	Rhine	319	50,5	9	2,8	314	50,2	5	1,6	1,79		Convergence criterion (GCONV=1E-8) satisfied.	0,59	5,41		0,012		Algorithm converged.	-0,011	0,035		1,77		Algorithm converged.	0,60	5,23	0,2935	0,9904		0,56		Algorithm converged.	0,19	1,67
	Yosemite	313	49,5	9	2,9	311	49,8	5	1,6	1,81		Convergence criterion (GCONV=1E-8) satisfied.	0,60	5,47		0,013		Algorithm converged.	-0,011	0,036		1,79		Algorithm converged.	0,61	5,28	0,2854			0,56		Algorithm converged.	0,19	1,63

Test for interaction based on RR (Log-binomial regression)
* indicates convergence problem. Result is uninterpretable.
Clinical cut-off: YOSEMITE 01NOV2021 and RHINE 28OCT2021

Program: root/global/globalshare/morse_macros/current/prod/program/t_ae_raw.sas
Output: root/clinical_studies/RO6867461/CDT70122/share/ACE_pool_DME_CSR_Final/prod/output_saf_bc/t_ae_raw_sg2_WDSTAE_SEBC_OCTNOV2021_DME.xls
14MAR2022 17:20

POPULATION: Safety-Evaluable Population B vs. C
ENDPOINT: AEs leading to Study Treatment Discontinuation throughout the Entire Study
MODEL: Unadjusted Analysis
STUDY: GR40349 & GR40398
Forest Plot of Relative Risk

Study	Total n	Aflibercept (N=625) n	Aflibercept (N=625) n Responder	Faricimab (PTI) (N=632) n	Faricimab (PTI) (N=632) n Responder	Relative Risk	95% CI
All Patients	1257	625	10	632	18	1.78	(0.83, 3.83)
Study							
Rhine	633	314	5	319	9	1.77	(0.60, 5.23)
Yosemite	624	311	5	313	9	1.79	(0.61, 5.28)

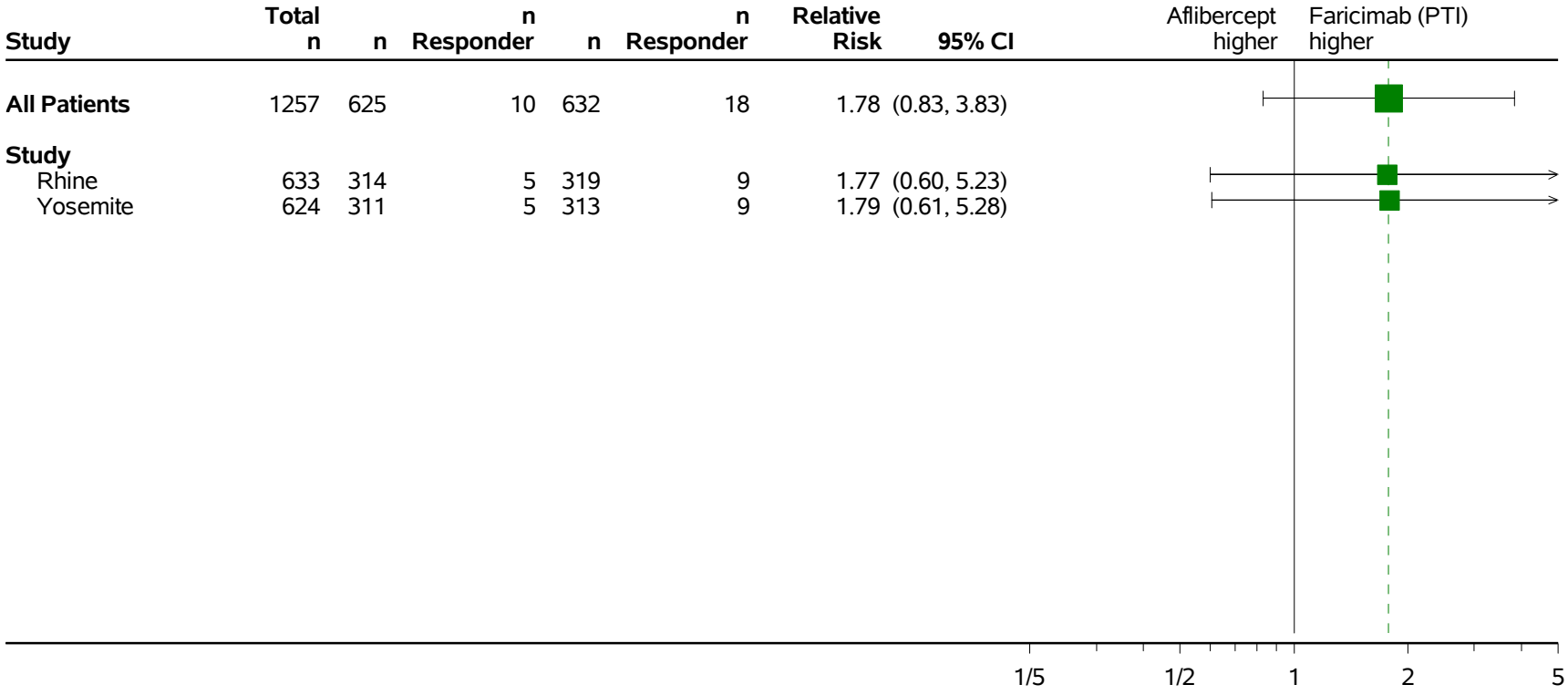

Clinical cut-off: YOSEMITE 01NOV2021 and RHINE 28OCT2021
Program: root/clinical_studies/RO6867461/CDT70122/share/ACE_pool_DME_Base/prod/program/g_forest_rr.sas
Output: root/clinical_studies/RO6867461/CDT70122/share/ACE_pool_DME_CSR_Final/prod/output_saf_bc/g_forest_rr_WDSTAE_SEBC_OCTNOV2021_DME.pdf 06OCT2022 17:47

POPULATION: Safety-Evaluable Population B vs. C
ENDPOINT: AEs leading to Study Treatment Discontinuation throughout the Entire Study
MODEL: Unstratified Analysis
STUDY: GR40349 & GR40398
Forest Plot of Odds Ratio

Study	Total n	Aflibercept (N=625) n	Aflibercept (N=625) n Responder	Faricimab (PTI) (N=632) n	Faricimab (PTI) (N=632) n Responder	Odds Ratio	95% CI
All Patients	1257	625	10	632	18	1.80	(0.83, 3.94)
Study							
Rhine	633	314	5	319	9	1.79	(0.59, 5.41)
Yosemite	624	311	5	313	9	1.81	(0.60, 5.47)

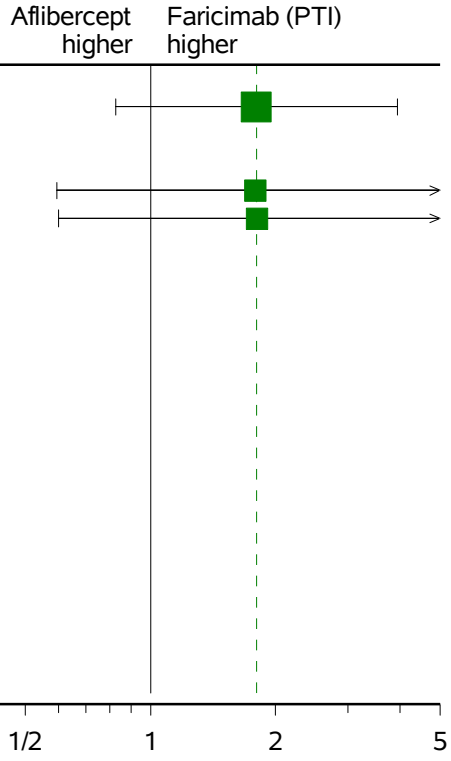

Clinical cut-off: YOSEMITE 01NOV2021 and RHINE 28OCT2021
Program: root/clinical_studies/RO6867461/CDT70122/share/ACE_pool_DME_Base/prod/program/g_forest_or.sas
Output: root/clinical_studies/RO6867461/CDT70122/share/ACE_pool_DME_CSR_Final/prod/output_saf_bc/g_forest_or_WDSTAE_SEBC_OCTNOV2021_DME.pdf 04OCT2022 16:01

POPULATION: Safety-Evaluable Population B vs. C
ENDPOINT: AEs leading to Study Treatment Discontinuation throughout the Entire Study
MODEL: Unstratified analysis
STUDY: GR40349 & GR40398
Dichotomous Analysis by Subgroups (Safety)

		Faricimab (FTI) (N=632)				Aflibercept (N=625)				Faricimab (FTI) vs. Aflibercept																Aflibercept vs. Faricimab (FTI)				
		Patients		Patients with Event		Patients		Patients with Event		Odds Ratio					Absolute Risk Difference				Relative Risk							Relative Risk				
Name	Level	n	%	n	%	n	%	n	%	Odds Ratio	Convergence Reason	95% Lower CL	95% Upper CL	Absolute Risk	Convergence Reason	95% Lower CL	95% Upper CL	Relative Risk	Convergence Reason	95% Lower CL	95% Upper CL	p-value (Cochran-Mantel-Haenszel)	Interaction Test p-value (likelihood ratio)	Relative Risk	Convergence Reason	95% Lower CL	95% Upper CL
All	n/a	632	100,0	18	2,8	625	100,0	10	1,6	1,80	Convergence criterion (GCONV=1E-8) satisfied.	0,83	3,94	0,012	Algorithm converged.	-0,004	0,029	1,78	Algorithm converged.	0,83	3,83	0,1340		0,56	Algorithm converged.	0,26	1,21
Sex	Male	396	62,7	10	2,5	363	58,1	7	1,9	1,32	Convergence criterion (GCONV=1E-8) satisfied.	0,50	3,50	0,006	Algorithm converged.	-0,015	0,027	1,31	Algorithm converged.	0,50	3,40	0,5791	0,3161	0,76	Algorithm converged.	0,29	1,99
	Female	236	37,3	8	3,4	262	41,9	3	1,1	3,03	Convergence criterion (GCONV=1E-8) satisfied.	0,79	11,55	0,022	Algorithm converged.	-0,004	0,049	2,96	Algorithm converged.	0,79	11,03	0,0891		0,34	Algorithm converged.	0,09	1,26
Age	< 65 years	352	55,7	8	2,3	362	57,9	3	0,8	2,78	Convergence criterion (GCONV=1E-8) satisfied.	0,73	10,58	0,014	Algorithm converged.	-0,004	0,033	2,74	Algorithm converged.	0,73	10,25	0,1175	0,3806	0,36	Algorithm converged.	0,10	1,36
	>= 65 years	280	44,3	10	3,6	263	42,1	7	2,7	1,35	Convergence criterion (GCONV=1E-8) satisfied.	0,51	3,61	0,009	Algorithm converged.	-0,020	0,038	1,34	Algorithm converged.	0,52	3,47	0,5433		0,75	Algorithm converged.	0,29	1,93
Baseline BCVA ETDRS letter score	< 64 letters	281	44,5	9	3,2	284	45,4	2	0,7	4,67	Convergence criterion (GCONV=1E-8) satisfied.	1,00	21,79	0,025	Algorithm converged.	0,002	0,048	4,55	Algorithm converged.	0,99	20,86	0,0318	0,0744	0,22	Algorithm converged.	0,05	1,01
	>= 64 letters	349	55,2	8	2,3	341	54,6	8	2,3	0,98	Convergence criterion (GCONV=1E-8) satisfied.	0,36	2,63	-0,001	Algorithm converged.	-0,023	0,022	0,98	Algorithm converged.	0,37	2,57	0,9626		1,02	Algorithm converged.	0,39	2,70
	Missing	2	0,3	1	50,0	0	0,0	0	0,0	NE		NE	NE	NE	NE	NE	NE	NE	NE	NE	NE	NE		NE	NE	NE	NE
Geographic region	Europe	219	34,7	8	3,7	218	34,9	3	1,4	2,72	Convergence criterion (GCONV=1E-8) satisfied.	0,71	10,38	0,023	Algorithm converged.	-0,006	0,052	2,63	Algorithm converged.	0,71	9,87	0,1291	0,6781	0,38	Algorithm converged.	0,10	1,40
	America	344	54,4	8	2,3	339	54,2	5	1,5	1,59	Convergence criterion (GCONV=1E-8) satisfied.	0,52	4,91	0,009	Algorithm converged.	-0,012	0,029	1,58	Algorithm converged.	0,52	4,77	0,4163		0,63	Algorithm converged.	0,21	1,92
	Asia Pacific (inc. Australia)	69	10,9	2	2,9	68	10,9	2	2,9	0,99	Convergence criterion (GCONV=1E-8) satisfied.	0,13	7,20	0,000	Algorithm converged.	-0,057	0,056	0,99	Algorithm converged.	0,14	6,80	0,9882		1,01	Algorithm converged.	0,15	7,00

Test for interaction based on RR (Log-binomial regression)
* indicates convergence problem. Result is uninterpretable.
Clinical cut-off: YOSEMITE 01NOV2021 and RHINE 28OCT2021

Program: root/global/globalshare/morse_macros/current/prod/program/t_ae_raw.sas
Output: root/clinical_studies/RO6867461/CDT70122/share/ACE_pool_DME_CSR_Final/prod/output_saf_bc/t_ae_raw_sg_WDSTAE_SEBC_OCTNOV2021_DME.xls
14MAR2022 14:57

POPULATION: Safety-Evaluable Population B vs. C
ENDPOINT: AEs leading to Death through Week 56
MODEL: Unstratified analysis
STUDY: GM40349 & GM40398
Dichotomous Analysis by Subgroups (Safety)

		Faricimab (FTI) (N=632)				Aflibercept (N=625)				Faricimab (FTI) vs. Aflibercept																		Aflibercept vs. Faricimab (FTI)				
		Patients		Patients with Event		Patients		Patients with Event		Odds Ratio					Absolute Risk Difference					Relative Risk								Relative Risk				
Name	Level	n	%	n	%	n	%	n	%	Odds Ratio		Convergence Reason	95% Lower CL	95% Upper CL	Absolute Risk		Convergence Reason	95% Lower CL	95% Upper CL	Relative Risk		Convergence Reason	95% Lower CL	95% Upper CL	p-value (Cochran-Mantel-Haenszel)	Interaction Test p-value (likelihood ratio)	Relative Risk		Convergence Reason	95% Lower CL	95% Upper CL
All	n/a	632	100,0	9	1,4	625	100,0	9	1,4	0,99		Convergence criterion (GCONV=1E-8) satisfied.	0,39	2,51	0,000		Algorithm converged.	-0,013	0,013	0,99		Algorithm converged.	0,40	2,47	0,9810		1,01		Algorithm converged.	0,40	2,53
Study	Rhine	319	50,5	0	0,0	314	50,2	5	1,6		*	Quasi-complete separation of data points detected.				*	ERROR: The mean parameter is either invalid or at a limit of its range for some observations.			0,00		Algorithm converged.	0,00	NE	0,0238	0,0027	>999.99		Algorithm converged.	0,00	NE
	Yosemite	313	49,5	9	2,9	311	49,8	4	1,3	2,27		Convergence criterion (GCONV=1E-8) satisfied.	0,69	7,46	0,016		Algorithm converged.	-0,006	0,038	2,24		Algorithm converged.	0,70	7,18	0,1649		0,45		Algorithm converged.	0,14	1,44

Includes AEs with onset up to Day 405 (last day of Week 56 analysis visit window).
Test for interaction based on RR (Log-binomial regression)
* indicates convergence problem. Result is uninterpretable.
Clinical cut-off: YOSEMITE 01NOV2021 and RHINE 28OCT2021

Program: root/clinical_studies/RO6867461/CDT70122/share/ACE_pool_DME_CSR_Final/prod/program/t_ae_raw.sas
Output: root/clinical_studies/RO6867461/CDT70122/share/ACE_pool_DME_CSR_Final/prod/output_saf_bc/t_ae_raw_sg2_DTHAE_AEW56_SEBC_OCTNOV2021_DME.xls
11AUG2022 19:16

POPULATION: Safety-Evaluable Population B vs. C
ENDPOINT: AEs leading to Death through Week 56
MODEL: Unadjusted Analysis
STUDY: GR40349 & GR40398
Forest Plot of Relative Risk

Study	Total n	Aflibercept (N=625) n	Aflibercept (N=625) n Responder	Faricimab (PTI) (N=632) n	Faricimab (PTI) (N=632) n Responder	Relative Risk	95% CI
All Patients	1257	625	9	632	9	0.99	(0.40, 2.47)
Study							
Rhine	633	314	5	319	0	0.00	(0.00, NE)
Yosemite	624	311	4	313	9	2.24	(0.70, 7.18)

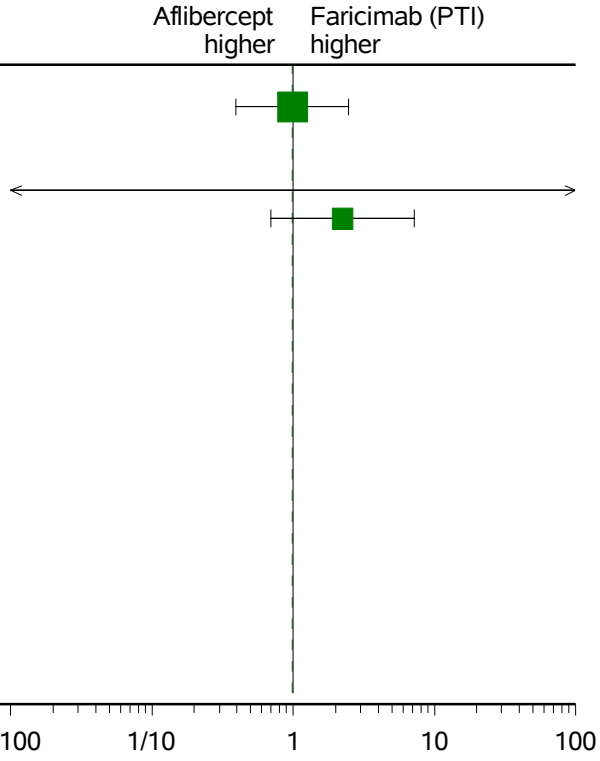

Clinical cut-off: YOSEMITE 01NOV2021 and RHINE 28OCT2021
Program: root/clinical_studies/RO6867461/CDT70122/share/ACE_pool_DME_Base/prod/program/g_forest_rr.sas
Output: root/clinical_studies/RO6867461/CDT70122/share/ACE_pool_DME_CSR_Final/prod/output_saf_bc/g_forest_rr_DTHAE_AEW56_SEBC_OCTNOV2021_DME.pdf 06OCT2022 17:41

POPULATION: Safety-Evaluable Population B vs. C
ENDPOINT: AEs leading to Death through Week 56
MODEL: Unstratified Analysis
STUDY: GR40349 & GR40398
Forest Plot of Odds Ratio

Study	Total n	Aflibercept (N=625) n	Aflibercept (N=625) n Responder	Faricimab (PTI) (N=632) n	Faricimab (PTI) (N=632) n Responder	Odds Ratio	95% CI
All Patients	1257	625	9	632	9	0.99	(0.39, 2.51)
Study							
Rhine	633	314	5	319	0	0.00	(0.00, >999.99)
Yosemite	624	311	4	313	9	2.27	(0.69, 7.46)

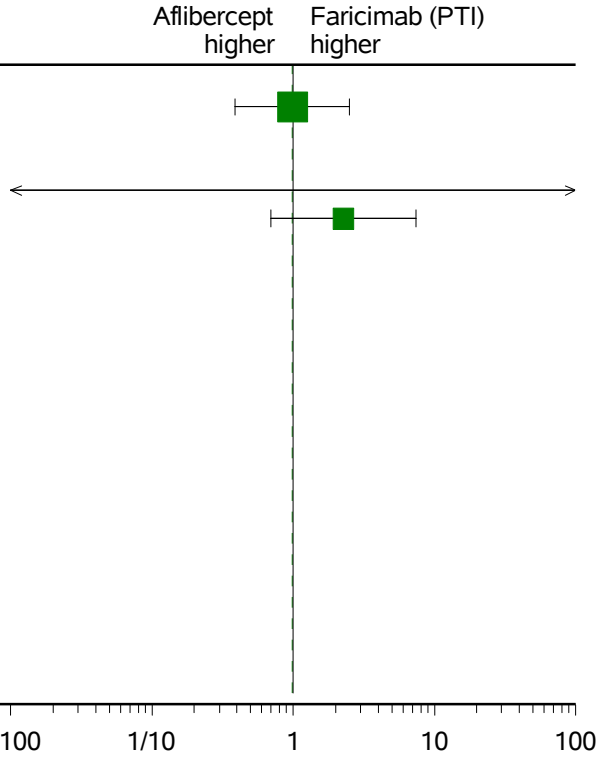

Clinical cut-off: YOSEMITE 01NOV2021 and RHINE 28OCT2021
Program: root/clinical_studies/RO6867461/CDT70122/share/ACE_pool_DME_Base/prod/program/g_forest_or.sas
Output: root/clinical_studies/RO6867461/CDT70122/share/ACE_pool_DME_CSR_Final/prod/output_saf_bc/g_forest_or_DTHAE_AEW56_SEBC_OCTNOV2021_DME.pdf 04OCT2022 15:57

POPULATION: Safety-Evaluable Population B vs. C
ENDPOINT: AEs leading to Death through Week 56
MODEL: Unstratified analysis
STUDY: GM40349 & GM40398
Dichotomous Analysis by Subgroups (Safety)

		Faricimab (PTI) (N=632)				Aflibercept (N=625)				Faricimab (PTI) vs. Aflibercept																Aflibercept vs. Faricimab (PTI)				
		Patients		Patients with Event		Patients		Patients with Event		Odds Ratio					Absolute Risk Difference				Relative Risk							Relative Risk				
Name	Level	n	%	n	%	n	%	n	%	Odds Ratio		Convergence Reason	95% Lower CL	95% Upper CL	Absolute Risk		Convergence Reason	95% Lower CL	95% Upper CL	Relative Risk		Convergence Reason	95% Lower CL	95% Upper CL	p-value (Cochran-Mantel-Haenszel)	Interaction Test p-value (likelihood ratio)	Relative Risk		Convergence Reason	95% Lower CL	95% Upper CL
All	n/a	632	100,0	9	1,4	625	100,0	9	1,4	0,99		Convergence criterion (GCONV=1E-8) satisfied.	0,39	2,51	0,000		Algorithm converged.	-0,013	0,013	0,99		Algorithm converged.	0,40	2,47	0,9810		1,01		Algorithm converged.	0,40	2,53
Sex	Male	396	62,7	4	1,0	363	58,1	2	0,6	1,84		Convergence criterion (GCONV=1E-8) satisfied.	0,34	10,12	0,005		Algorithm converged.	-0,008	0,017	1,83		Algorithm converged.	0,34	9,95	0,4758	0,4106	0,55		Algorithm converged.	0,10	2,96
	Female	236	37,3	5	2,1	262	41,9	7	2,7	0,79		Convergence criterion (GCONV=1E-8) satisfied.	0,25	2,52	-0,006		Algorithm converged.	-0,032	0,021	0,79		Algorithm converged.	0,26	2,46	0,6880		1,26		Algorithm converged.	0,41	3,92
Age	< 65 years	352	55,7	5	1,4	362	57,9	4	1,1	1,29		Convergence criterion (GCONV=1E-8) satisfied.	0,34	4,84	0,003		Algorithm converged.	-0,013	0,020	1,29		Algorithm converged.	0,35	4,75	0,7058	0,5672	0,78		Algorithm converged.	0,21	2,87
	>= 65 years	280	44,3	4	1,4	263	42,1	5	1,9	0,75		Convergence criterion (GCONV=1E-8) satisfied.	0,20	2,82	-0,005		Algorithm converged.	-0,026	0,017	0,75		Algorithm converged.	0,20	2,77	0,6667		1,33		Algorithm converged.	0,36	4,90
Baseline BCVA ETDRS letter score	< 64 letters	281	44,5	5	1,8	284	45,4	4	1,4	1,27		Convergence criterion (GCONV=1E-8) satisfied.	0,34	4,77	0,004		Algorithm converged.	-0,017	0,024	1,26		Algorithm converged.	0,34	4,66	0,7250	0,6091	0,79		Algorithm converged.	0,21	2,92
	>= 64 letters	349	55,2	4	1,1	341	54,6	5	1,5	0,78		Convergence criterion (GCONV=1E-8) satisfied.	0,21	2,93	-0,003		Algorithm converged.	-0,020	0,014	0,78		Algorithm converged.	0,21	2,89	0,7112		1,28		Algorithm converged.	0,35	4,72
	Missing	2	0,3	0	0,0	0	0,0	0	0,0	NE		NE	NE	NE	NE		NE	NE	NE	NE		NE	NE	NE	NE		NE		NE	NE	NE
Geographic region	Europe	219	34,7	1	0,5	218	34,9	2	0,9	0,50		Convergence criterion (GCONV=1E-8) satisfied.	0,04	5,50	-0,005		Algorithm converged.	-0,020	0,011	0,50		Algorithm converged.	0,05	5,45	0,5601	0,8186	2,01		Algorithm converged.	0,18	22,00
	America	344	54,4	8	2,3	339	54,2	7	2,1	1,13		Convergence criterion (GCONV=1E-8) satisfied.	0,40	3,15	0,003		Algorithm converged.	-0,019	0,025	1,13		Algorithm converged.	0,41	3,07	0,8163		0,89		Algorithm converged.	0,33	2,42
	Asia Pacific (inc. Australia)	69	10,9	0	0,0	68	10,9	0	0,0	NE			NE	NE	NE		NE	NE	NE	NE		NE	NE	NE	NE		NE		NE	NE	NE

Includes AEs with onset up to Day 405 (last day of Week 56 analysis visit window).
Test for interaction based on RR (Log-binomial regression)
* indicates convergence problem. Result is uninterpretable.
Clinical cut-off: YOSEMITE 01NOV2021 and RHINE 28OCT2021

Program: root/clinical_studies/RO6867461/CDT70122/share/ACE_pool_DME_CSR_Final/prod/program/t_ae_raw.sas
Output: root/clinical_studies/RO6867461/CDT70122/share/ACE_pool_DME_CSR_Final/prod/output_saf_bc/t_ae_raw_sg_DTHAE_AEW56_SEBC_OCTNOV2021_DME.xls
11AUG2022 16:06

POPULATION: Safety-Evaluable Population B vs. C
ENDPOINT: AEs leading to Death throughout the Entire Study
MODEL: Unstratified analysis
STUDY: GM40349 & GM40398
Dichotomous Analysis by Subgroups (Safety)

		Faricimab (PTI) (N=632)				Aflibercept (N=625)				Faricimab (PTI) vs. Aflibercept															Aflibercept vs. Faricimab (PTI)				
		Patients		Patients with Event		Patients		Patients with Event		Odds Ratio					Absolute Risk Difference				Relative Risk						Relative Risk				
Name	Level	n	%	n	%	n	%	n	%	Odds Ratio		Convergence Reason	95% Lower CL	95% Upper CL	Absolute Risk		Convergence Reason	95% Lower CL	95% Upper CL	Relative Risk		Convergence Reason	95% Lower CL	95% Upper CL	p-value (Cochran-Mantel-Haenszel)	Interaction Test p-value (likelihood ratio)	Relative Risk		Convergence Reason	95% Lower CL	95% Upper CL
All	n/a	632	100,0	30	4,7	625	100,0	23	3,7	1,30		Convergence criterion (GCONV=1E-8) satisfied.	0,75	2,27	0,011		Algorithm converged.	-0,012	0,033	1,29		Algorithm converged.	0,76	2,20	0,3469		0,78		Algorithm converged.	0,46	1,32
Study	Rhine	319	50,5	9	2,8	314	50,2	10	3,2	0,88		Convergence criterion (GCONV=1E-8) satisfied.	0,35	2,20	-0,004		Algorithm converged.	-0,030	0,023	0,89		Algorithm converged.	0,36	2,15	0,7889	0,2941	1,13		Algorithm converged.	0,46	2,74
	Yosemite	313	49,5	21	6,7	311	49,8	13	4,2	1,65		Convergence criterion (GCONV=1E-8) satisfied.	0,81	3,35	0,025		Algorithm converged.	-0,010	0,061	1,61		Algorithm converged.	0,82	3,13	0,1643		0,62		Algorithm converged.	0,32	1,22

Test for interaction based on RR (Log-binomial regression)
* indicates convergence problem. Result is uninterpretable.
Clinical cut-off: YOSEMITE 01NOV2021 and RHINE 28OCT2021

Program: root/global/globalshare/morse_macros/current/prod/program/t_ae_raw.sas
Output: root/clinical_studies/RO6867461/CDT70122/share/ACE_pool_DME_CSR_Final/prod/output_saf_bc/t_ae_raw_sg2_DTHAE_SEBC_OCTNOV2021_DME.xls
14MAR2022 17:13

POPULATION: Safety-Evaluable Population B vs. C
ENDPOINT: AEs leading to Death throughout the Entire Study
MODEL: Unadjusted Analysis
STUDY: GR40349 & GR40398
Forest Plot of Relative Risk

Study	Total n	Aflibercept (N=625) n	Aflibercept (N=625) n Responder	Faricimab (PTI) (N=632) n	Faricimab (PTI) (N=632) n Responder	Relative Risk	95% CI
All Patients	1257	625	23	632	30	1.29	(0.76, 2.20)
Study							
Rhine	633	314	10	319	9	0.89	(0.36, 2.15)
Yosemite	624	311	13	313	21	1.61	(0.82, 3.15)

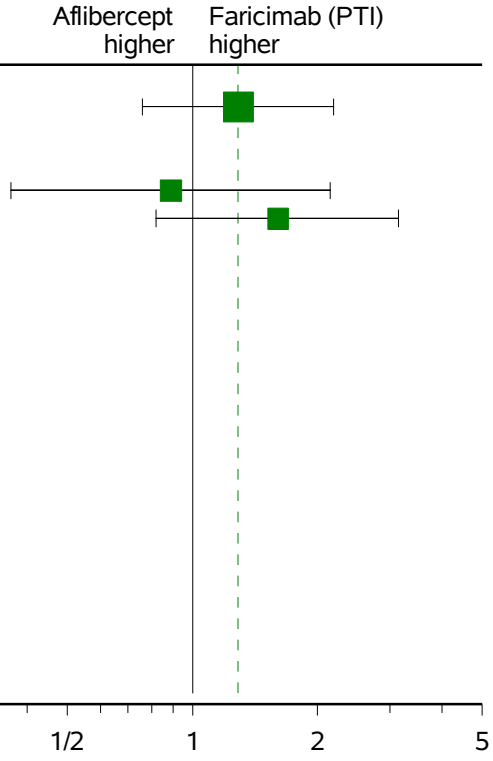

Clinical cut-off: YOSEMITE 01NOV2021 and RHINE 28OCT2021
Program: root/clinical_studies/RO6867461/CDT70122/share/ACE_pool_DME_Base/prod/program/g_forest_rr.sas
Output: root/clinical_studies/RO6867461/CDT70122/share/ACE_pool_DME_CSR_Final/prod/output_saf_bc/g_forest_rr_DTHAE_SEBC_OCTNOV2021_DME.pdf 06OCT2022 17:42

POPULATION: Safety-Evaluable Population B vs. C
ENDPOINT: AEs leading to Death throughout the Entire Study
MODEL: Unstratified Analysis
STUDY: GR40349 & GR40398
Forest Plot of Odds Ratio

Study	Total n	Aflibercept (N=625) n	Aflibercept (N=625) n Responder	Faricimab (PTI) (N=632) n	Faricimab (PTI) (N=632) n Responder	Odds Ratio	95% CI
All Patients	1257	625	23	632	30	1.30	(0.75, 2.27)
Study							
Rhine	633	314	10	319	9	0.88	(0.35, 2.20)
Yosemite	624	311	13	313	21	1.65	(0.81, 3.35)

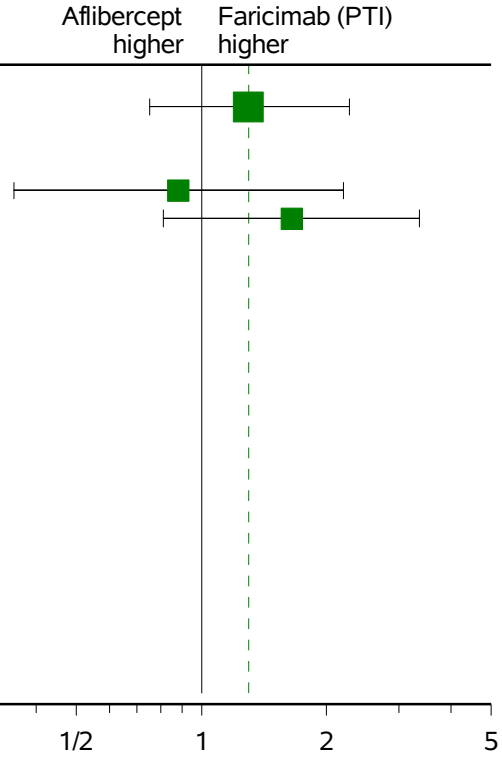

Clinical cut-off: YOSEMITE 01NOV2021 and RHINE 28OCT2021
Program: root/clinical_studies/RO6867461/CDT70122/share/ACE_pool_DME_Base/prod/program/g_forest_or.sas
Output: root/clinical_studies/RO6867461/CDT70122/share/ACE_pool_DME_CSR_Final/prod/output_saf_bc/g_forest_or_DTHAE_SEBC_OCTNOV2021_DME.pdf 04OCT2022 15:58

POPULATION: Safety-Evaluable Population B vs. C
ENDPOINT: AEs leading to Death throughout the Entire Study
MODEL: Unstratified analysis
STUDY: GR40349 & GR40398
Dichotomous Analysis by Subgroups (Safety)

		Faricimab (PTI) (N=632)				Aflibercept (N=625)				Faricimab (PTI) vs. Aflibercept																	Aflibercept vs. Faricimab (PTI)			
		Patients		Patients with Event		Patients		Patients with Event		Odds Ratio				Absolute Risk Difference				Relative Risk									Relative Risk			
Name	Level	n	%	n	%	n	%	n	%	Odds Ratio	Convergence Reason	95% Lower CL	95% Upper CL	Absolute Risk	Convergence Reason	95% Lower CL	95% Upper CL	Relative Risk	Convergence Reason	95% Lower CL	95% Upper CL	p-value (Cochran Mantel-Haenszel)	Interaction Test p-value (likelihood ratio)	Relative Risk	Convergence Reason	95% Lower CL	95% Upper CL
All	n/a	632	100,0	30	4,7	625	100,0	23	3,7	1,30	Convergence criterion (GCONV=1E-8) satisfied.	0,75	2,27	0,011	Algorithm converged.	-0,012	0,033	1,29	Algorithm converged.	0,76	2,20	0,3469		0,78	Algorithm converged.	0,46	1,32
Sex	Male	396	62,7	18	4,5	363	58,1	14	3,9	1,19	Convergence criterion (GCONV=1E-8) satisfied.	0,58	2,42	0,007	Algorithm converged.	-0,022	0,035	1,18	Algorithm converged.	0,58	2,34	0,6374	0,6811	0,85	Algorithm converged.	0,43	1,68
	Female	236	37,3	12	5,1	262	41,9	9	3,4	1,51	Convergence criterion (GCONV=1E-8) satisfied.	0,62	3,64	0,016	Algorithm converged.	-0,019	0,052	1,48	Algorithm converged.	0,64	3,45	0,3609		0,68	Algorithm converged.	0,29	1,57
Age	< 65 years	352	55,7	15	4,3	362	57,9	10	2,8	1,57	Convergence criterion (GCONV=1E-8) satisfied.	0,69	3,54	0,015	Algorithm converged.	-0,012	0,042	1,54	Algorithm converged.	0,70	3,39	0,2763	0,5165	0,65	Algorithm converged.	0,30	1,42
	>= 65 years	280	44,3	15	5,4	263	42,1	13	4,9	1,09	Convergence criterion (GCONV=1E-8) satisfied.	0,51	2,33	0,004	Algorithm converged.	-0,033	0,041	1,08	Algorithm converged.	0,53	2,23	0,8275		0,92	Algorithm converged.	0,43	1,90
Baseline BCVA ETDRS letter score	< 64 letters	281	44,5	16	5,7	284	45,4	11	3,9	1,50	Convergence criterion (GCONV=1E-8) satisfied.	0,68	3,29	0,018	Algorithm converged.	-0,017	0,053	1,47	Algorithm converged.	0,69	3,11	0,3108	0,6395	0,68	Algorithm converged.	0,32	1,44
	>= 64 letters	349	55,2	14	4,0	341	54,6	12	3,5	1,15	Convergence criterion (GCONV=1E-8) satisfied.	0,52	2,53	0,005	Algorithm converged.	-0,023	0,033	1,14	Algorithm converged.	0,53	2,43	0,7343		0,88	Algorithm converged.	0,41	1,87
	Missing	2	0,3	0	0,0	0	0,0	0	0,0	NE		NE	NE	NE	NE	NE	NE	NE	NE	NE	NE	NE		NE	NE	NE	NE
Geographic region	Europe	218	34,7	11	5,0	218	34,9	6	2,8	1,87	Convergence criterion (GCONV=1E-8) satisfied.	0,68	5,15	0,023	Algorithm converged.	-0,013	0,059	1,82	Algorithm converged.	0,69	4,85	0,2202	NE	0,55	Algorithm converged.	0,21	1,46
	America	344	54,4	19	5,5	339	54,2	17	5,0	1,11	Convergence criterion (GCONV=1E-8) satisfied.	0,57	2,17	0,005	Algorithm converged.	-0,028	0,039	1,10	Algorithm converged.	0,58	2,08	0,7664		0,91	Algorithm converged.	0,48	1,72
	Asia Pacific (inc. Australia)	69	10,9	0	0,0	68	10,9	0	0,0	NE		NE	NE	NE	NE	NE	NE	NE	NE	NE	NE	NE		NE	NE	NE	NE

Test for interaction based on RR (Log-binomial regression)
* indicates convergence problem. Result is uninterpretable.
Clinical cut-off: YOSEMITE 01NOV2021 and RHINE 28OCT2021

Program: root/global/globalshare/morse_macros/current/prod/program/t_ae_raw.sas
Output: root/clinical_studies/RO6867461/CDT70122/share/ACE_pool_DME_CSR_Final/prod/output_saf_bc/t_ae_raw_sg_DTHAE_SEBC_OCTNOV2021_DME.xls
14MAR2022 14:49

POPULATION: Safety-Evaluable Population B vs. C
ENDPOINT: Deaths caused by study drug through Week 56
MODEL: Unstratified analysis
STUDY: GR40349 & GR40398
Dichotomous Analysis (Safety)

		Faricimab (PTI) (N=632)				Aflibercept (N=625)			
		Patients		Patients with Event		Patients		Patients with Event	
Name	Level	n	%	n	%	n	%	n	%
All	n/a	632	100,0	0	0	625	100,0	0	0

Includes AEs with onset up to Day 405 (last day of Week 56 analysis visit window).
Clinical cut-off: YOSEMITE 01NOV2021 and RHINE 28OCT2021

Program: root/clinical_studies/RO6867461/CDT70122/share/ACE_pool_DME_CSR_Final/prod/program/t_ae_raw_descriptive.sas
Output: root/clinical_studies/RO6867461/CDT70122/share/ACE_pool_DME_CSR_Final/prod/output_saf_bc/t_ae_raw_descriptive_DTHSD_AEW56_SEBC_OCTNOV2021_DME.xls
11AUG2022 22:45

POPULATION: Safety-Evaluable Population B vs. C
ENDPOINT: Deaths caused by study drug throughout the Entire Study
MODEL: Unstratified analysis
STUDY: GR40349 & GR40398
Dichotomous Analysis (Safety)

		Faricimab (PTI) (N=632)				Aflibercept (N=625)			
		Patients		Patients with Event		Patients		Patients with Event	
Name	Level	n	%	n	%	n	%	n	%
All	n/a	632	100,0	0	0	625	100,0	0	0

Clinical cut-off: YOSEMITE 01NOV2021 and RHINE 28OCT2021

Program: root/clinical_studies/RO6867461/CDT70122/share/ACE_pool_DME_CSR_Final/prod/program/t_ae_raw_descriptive.sas
Output: root/clinical_studies/RO6867461/CDT70122/share/ACE_pool_DME_CSR_Final/prod/output_saf_bc/t_ae_raw_descriptive_DTHSD_SEBC_OCTNOV2021_DME.xls
11AUG2022 22:48

POPULATION: Safety-Evaluable Population B vs. C
ENDPOINT: Any AEs through Week 56
MODEL: Unstratified analysis
STUDY: GR40349 & GR40398
Dichotomous Analysis by Subgroups (Safety)

All

			Ferritinab (FTI) (N=632)				Aflibercept (N=625)				Ferritinab (FTI) vs. Aflibercept														Aflibercept vs. Ferritinab (FTI)			
			Patients		Patients with Event		Patients		Patients with Event		Odds Ratio						Absolute Risk Difference						Relative Risk						Relative Risk			
MedDRA System Organ Class	MedDRA Preferred Term	Level	n	%	n	%	n	%	n	%	Odds Ratio		Convergence Reason	95% Lower CL	95% Upper CL	Absolute Risk		Convergence Reason	95% Lower CL	95% Upper CL	Relative Risk		Convergence Reason	95% Lower CL	95% Upper CL	p-value (Cochran-Mantel-Haenszel)	Interaction Test p-value (likelihood ratio)	Relative Risk		Convergence Reason	95% Lower CL	95% Upper CL
** NOT CODED **		n/a	632	100,0	0	0,0	625	100,0	1	0,2		*	Quasi-complete separation of data points detected.				*	WARNING: The relative Hessian convergence criterion of 90.6466642776 is greater than the limit of 0.0001. The convergence is questionable.			0,00		Algorithm converged.	0,00	NE	0,3146	NE	>999,99		Algorithm converged.	0,00	NE
** NOT CODED **	UNCODED	n/a	632	100,0	0	0,0	625	100,0	1	0,2		*	Quasi-complete separation of data points detected.				*	WARNING: The relative Hessian convergence criterion of 90.6466642776 is greater than the limit of 0.0001. The convergence is questionable.			0,00		Algorithm converged.	0,00	NE	0,3146	NE	>999,99		Algorithm converged.	0,00	NE
Blood and lymphatic system disorders		n/a	632	100,0	20	3,2	625	100,0	30	4,8	0,65		Convergence criterion (SCONV=1E-8) satisfied.	0,36	1,15	-0,016		Algorithm converged.	-0,038	0,005	0,66		Algorithm converged.	0,38	1,15	0,1381	NE	1,52		Algorithm converged.	0,87	2,64
Blood and lymphatic system disorders	Anaemia	n/a	632	100,0	12	1,9	625	100,0	33	5,3	0,62		Convergence criterion (SCONV=1E-8) satisfied.	0,30	1,28	-0,031		Algorithm converged.	-0,053	0,006	0,62		Algorithm converged.	0,31	1,23	0,1923	NE	1,63		Algorithm converged.	0,78	3,27
Blood and lymphatic system disorders	Anaemia megaloblastic	n/a	632	100,0	1	0,2	625	100,0	0	0,0		*	Quasi-complete separation of data points detected.				*	WARNING: The relative Hessian convergence criterion of 83.9140427066 is greater than the limit of 0.0001. The convergence is questionable.			NE		Algorithm converged.	NE	NE	0,3200	NE	NE		Algorithm converged.	NE	NE
Blood and lymphatic system disorders	Anaemia of chronic disease	n/a	632	100,0	1	0,2	625	100,0	1	0,2	0,99		Convergence criterion (SCONV=1E-8) satisfied.	0,06	15,86	0,000		Algorithm converged.	-0,006	0,006	0,99		Algorithm converged.	0,06	15,78	0,9937	NE	1,01		Algorithm converged.	0,06	16,13
Blood and lymphatic system disorders	Iron deficiency anaemia	n/a	632	100,0	2	0,3	625	100,0	3	0,5	0,66		Convergence criterion (SCONV=1E-8) satisfied.	0,11	3,93	-0,002		Algorithm converged.	-0,003	0,005	0,66		Algorithm converged.	0,11	3,93	0,6452	NE	1,52		Algorithm converged.	0,25	9,05
Blood and lymphatic system disorders	Leukocytosis	n/a	632	100,0	2	0,3	625	100,0	1	0,2	1,98		Convergence criterion (SCONV=1E-8) satisfied.	0,18	21,93	0,002		Algorithm converged.	-0,004	0,007	1,98		Algorithm converged.	0,18	21,74	0,5699	NE	0,51		Algorithm converged.	0,05	5,56
Blood and lymphatic system disorders	Lymphadenitis	n/a	632	100,0	0	0,0	625	100,0	1	0,2		*	Quasi-complete separation of data points detected.				*	WARNING: The relative Hessian convergence criterion of 90.6466642776 is greater than the limit of 0.0001. The convergence is questionable.			0,00		Algorithm converged.	0,00	NE	0,3146	NE	>999,99		Algorithm converged.	0,00	NE
Blood and lymphatic system disorders	Microcytic anaemia	n/a	632	100,0	1	0,2	625	100,0	1	0,2	0,99		Convergence criterion (SCONV=1E-8) satisfied.	0,06	15,86	0,000		Algorithm converged.	-0,006	0,006	0,99		Algorithm converged.	0,06	15,78	0,9937	NE	1,01		Algorithm converged.	0,06	16,13
Blood and lymphatic system disorders	Nephrogenic anaemia	n/a	632	100,0	0	0,0	625	100,0	5	0,5		*	Quasi-complete separation of data points detected.					WARNING: Negative of Hessian not positive definite.			0,00		Algorithm converged.	0,00	NE	0,0813	NE	>999,99		Algorithm converged.	0,00	NE
Blood and lymphatic system disorders	Neutrophilia	n/a	632	100,0	0	0,0	625	100,0	1	0,2		*	Quasi-complete separation of data points detected.				*	WARNING: The relative Hessian convergence criterion of 90.6466642776 is greater than the limit of 0.0001. The convergence is questionable.			0,00		Algorithm converged.	0,00	NE	0,3146	NE	>999,99		Algorithm converged.	0,00	NE
Blood and lymphatic system disorders	Thrombocytopenia	n/a	632	100,0	1	0,2	625	100,0	1	0,2	0,99		Convergence criterion (SCONV=1E-8) satisfied.	0,06	15,86	0,000		Algorithm converged.	-0,006	0,006	0,99		Algorithm converged.	0,06	15,78	0,9937	NE	1,01		Algorithm converged.	0,06	16,13
Cardiac disorders		n/a	632	100,0	47	7,4	625	100,0	41	6,6	1,14		Convergence criterion (SCONV=1E-8) satisfied.	0,74	1,77	0,008		Algorithm converged.	-0,016	0,037	1,13		Algorithm converged.	0,78	1,70	0,5424	NE	0,88		Algorithm converged.	0,59	1,32
Cardiac disorders	Acute coronary syndrome	n/a	632	100,0	1	0,2	625	100,0	0	0,0		*	Quasi-complete separation of data points detected.				*	WARNING: The relative Hessian convergence criterion of 78.977922547 is greater than the limit of 0.0001. The convergence is questionable.			NE		Algorithm converged.	NE	NE	0,3200	NE	NE		Algorithm converged.	NE	NE
Cardiac disorders	Acute left ventricular failure	n/a	632	100,0	1	0,2	625	100,0	2	0,3	0,49		Convergence criterion (SCONV=1E-8) satisfied.	0,06	5,46	-0,002		Algorithm converged.	-0,007	0,006	0,49		Algorithm converged.	0,04	5,44	0,5569	NE	2,02		Algorithm converged.	0,18	22,25
Cardiac disorders	Acute myocardial infarction	n/a	632	100,0	3	0,5	625	100,0	6	1,0	0,49		Convergence criterion (SCONV=1E-8) satisfied.	0,12	1,98	-0,005		Algorithm converged.	-0,016	0,006	0,49		Algorithm converged.	0,22	1,97	0,3077	NE	2,02		Algorithm converged.	0,51	8,05
Cardiac disorders	Angina pectoris	n/a	632	100,0	4	0,6	625	100,0	4	0,6	0,99		Convergence criterion (SCONV=1E-8) satisfied.	0,25	3,97	0,000		Algorithm converged.	-0,009	0,009	0,99		Algorithm converged.	0,25	3,94	0,9874	NE	1,01		Algorithm converged.	0,25	4,03
Cardiac disorders	Angina unstable	n/a	632	100,0	1	0,2	625	100,0	0	0,0		*	Quasi-complete separation of data points detected.				*	WARNING: The relative Hessian convergence criterion of 78.977922547 is greater than the limit of 0.0001. The convergence is questionable.			NE		Algorithm converged.	NE	NE	0,3200	NE	NE		Algorithm converged.	NE	NE
Cardiac disorders	Aortic valve stenosis	n/a	632	100,0	1	0,2	625	100,0	0	0,0		*	Quasi-complete separation of data points detected.				*	WARNING: The relative Hessian convergence criterion of 83.9140427066 is greater than the limit of 0.0001. The convergence is questionable.			NE		Algorithm converged.	NE	NE	0,3200	NE	NE		Algorithm converged.	NE	NE
Cardiac disorders	Arrhythmia	n/a	632	100,0	3	0,5	625	100,0	0	0,0		*	Quasi-complete separation of data points detected.					WARNING: Negative of Hessian not positive definite.			NE		Algorithm converged.	NE	NE	0,2847	NE	NE		Algorithm converged.	NE	NE
Cardiac disorders	Arteriosclerosis coronary artery	n/a	632	100,0	2	0,3	625	100,0	1	0,2	1,98		Convergence criterion (SCONV=1E-8) satisfied.	0,18	21,93	0,002		Algorithm converged.	-0,004	0,007	1,98		Algorithm converged.	0,18	21,74	0,5699	NE	0,51		Algorithm converged.	0,05	5,56
Cardiac disorders	Atrial fibrillation	n/a	632	100,0	8	0,9	625	100,0	4	0,6	1,49		Convergence criterion (SCONV=1E-8) satisfied.	0,42	5,30	0,003		Algorithm converged.	-0,007	0,013	1,48		Algorithm converged.	0,42	5,23	0,5372	NE	0,67		Algorithm converged.	0,12	2,38
Cardiac disorders	Atrioventricular block complete	n/a	632	100,0	1	0,2	625	100,0	0	0,0		*	Quasi-complete separation of data points detected.				*	WARNING: The relative Hessian convergence criterion of 83.9140427066 is greater than the limit of 0.0001. The convergence is questionable.			NE		Algorithm converged.	NE	NE	0,3200	NE	NE		Algorithm converged.	NE	NE
Cardiac disorders	Bradycardia	n/a	632	100,0	2	0,3	625	100,0	0	0,0		*	Quasi-complete separation of data points detected.				*	ERROR: The mean parameter is either invalid or at a limit of its range for some observations.			NE		Algorithm converged.	NE	NE	0,1595	NE	NE		Algorithm converged.	NE	NE
Cardiac disorders	Bundle branch block right	n/a	632	100,0	1	0,2	625	100,0	0	0,0		*	Quasi-complete separation of data points detected.				*	WARNING: The relative Hessian convergence criterion of 78.977922547 is greater than the limit of 0.0001. The convergence is questionable.			NE		Algorithm converged.	NE	NE	0,3200	NE	NE		Algorithm converged.	NE	NE
Cardiac disorders	Cardiac arrest	n/a	632	100,0	1	0,2	625	100,0	1	0,2	0,99		Convergence criterion (SCONV=1E-8) satisfied.	0,06	15,86	0,000		Algorithm converged.	-0,006	0,006	0,99		Algorithm converged.	0,06	15,78	0,9937	NE	1,01		Algorithm converged.	0,06	16,13
Cardiac disorders	Cardiac failure	n/a	632	100,0	5	0,8	625	100,0	5	0,8	0,99		Convergence criterion (SCONV=1E-8) satisfied.	0,28	3,43	0,000		Algorithm converged.	-0,010	0,010	0,99		Algorithm converged.	0,29	3,40	0,9859	NE	1,01		Algorithm converged.	0,29	3,48
Cardiac disorders	Cardiac failure acute	n/a	632	100,0	0	0,0	625	100,0	1	0,2		*	Quasi-complete separation of data points detected.				*	WARNING: The relative Hessian convergence criterion of 90.6466642776 is greater than the limit of 0.0001. The convergence is questionable.			0,00		Algorithm converged.	0,00	NE	0,3146	NE	>999,99		Algorithm converged.	0,00	NE
Cardiac disorders	Cardiac failure chronic	n/a	632	100,0	2	0,3	625	100,0	0	0,0		*	Quasi-complete separation of data points detected.				*	ERROR: The mean parameter is either invalid or at a limit of its range for some observations.			NE		Algorithm converged.	NE	NE	0,1595	NE	NE		Algorithm converged.	NE	NE
Cardiac disorders	Cardiac failure congestive	n/a	632	100,0	4	0,6	625	100,0	7	1,1	0,56		Convergence criterion (SCONV=1E-8) satisfied.	0,16	1,93	-0,005		Algorithm converged.	-0,015	0,005	0,57		Algorithm converged.	0,17	1,92	0,3541	NE	1,77		Algorithm converged.	0,52	6,01
Cardiac disorders	Cardiomegaly	n/a	632	100,0	1	0,2	625	100,0	2	0,3	0,49		Convergence criterion (SCONV=1E-8) satisfied.	0,06	5,46	-0,002		Algorithm converged.	-0,007	0,006	0,49		Algorithm converged.	0,04	5,44	0,5569	NE	2,02		Algorithm converged.	0,18	22,25
Cardiac disorders	Cardiomyopathy	n/a	632	100,0	2	0,3	625	100,0	0	0,0		*	Quasi-complete separation of data points detected.				*	ERROR: The mean parameter is either invalid or at a limit of its range for some observations.			NE		Algorithm converged.	NE	NE	0,1595	NE	NE		Algorithm converged.	NE	NE
Cardiac disorders	Cardiovascular disorder	n/a	632	100,0	1	0,2	625	100,0	0	0,0		*	Quasi-complete separation of data points detected.				*	WARNING: The relative Hessian convergence criterion of 83.9140427066 is greater than the limit of 0.0001. The convergence is questionable.			NE		Algorithm converged.	NE	NE	0,3200	NE	NE		Algorithm converged.	NE	NE
Cardiac disorders	Cardiovascular insufficiency	n/a	632	100,0	1	0,2	625	100,0	0	0,0		*	Quasi-complete separation of data points detected.				*	WARNING: The relative Hessian convergence criterion of 83.9140427066 is greater than the limit of 0.0001. The convergence is questionable.			NE		Algorithm converged.	NE	NE	0,3200	NE	NE		Algorithm converged.	NE	NE
Cardiac disorders	Chronic left ventricular failure	n/a	632	100,0	1	0,2	625	100,0	0	0,0		*	Quasi-complete separation of data points detected.				*	WARNING: The relative Hessian convergence criterion of 83.9140427066 is greater than the limit of 0.0001. The convergence is questionable.			NE		Algorithm converged.	NE	NE	0,3200	NE	NE		Algorithm converged.	NE	NE
Cardiac disorders	Congestive cardiomyopathy	n/a	632	100,0	0	0,0	625	100,0	1	0,2		*	Quasi-complete separation of data points detected.				*	WARNING: The relative Hessian convergence criterion of 90.6466642776 is greater than the limit of 0.0001. The convergence is questionable.			0,00		Algorithm converged.	0,00	NE	0,3146	NE	>999,99		Algorithm converged.	0,00	NE
Cardiac disorders	Coronary artery disease	n/a	632	100,0	9	1,4	625	100,0	4	0,6	2,24		Convergence criterion (SCONV=1E-8) satisfied.	0,69	7,32	0,008		Algorithm converged.	-0,003	0,019	2,23		Algorithm converged.	0,69	7,19	0,1697	NE	0,45		Algorithm converged.	0,14	1,45
Cardiac disorders	Coronary artery occlusion	n/a	632	100,0	0	0,0	625	100,0	1	0,2		*	Quasi-complete separation of data points detected.				*	WARNING: The relative Hessian convergence criterion of 90.6466642776 is greater than the limit of 0.0001. The convergence is questionable.			0,00		Algorithm converged.	0,00	NE	0,3146	NE	>999,99		Algorithm converged.	0,00	NE
Cardiac disorders	Coronary artery stenosis	n/a	632	100,0	0	0,0	625	100,0	1	0,2		*	Quasi-complete separation of data points detected.				*	WARNING: The relative Hessian convergence criterion of 90.6466642776 is greater than the limit of 0.0001. The convergence is questionable.			0,00		Algorithm converged.	0,00	NE	0,3146	NE	>999,99		Algorithm converged.	0,00	NE
Cardiac disorders	Hypertensive heart disease	n/a	632	100,0	1	0,2	625	100,0	0	0,0		*	Quasi-complete separation of data points detected.				*	WARNING: The relative Hessian convergence criterion of 83.9140427066 is greater than the limit of 0.0001. The convergence is questionable.			NE		Algorithm converged.	NE	NE	0,3200	NE	NE		Algorithm converged.	NE	NE
Cardiac disorders	Ischaemic cardiomyopathy	n/a	632	100,0	4	0,6	625	100,0	0	0,0		*	Quasi-complete separation of data points detected.				*	ERROR: The mean parameter is either invalid or at a limit of its range for some observations.			NE		Algorithm converged.	NE	NE	0,0465	NE	NE		Algorithm converged.	NE	NE
Cardiac disorders	Left ventricular failure	n/a	632	100,0	1	0,2	625	100,0	0	0,0		*	Quasi-complete separation of data points detected.				*	WARNING: The relative Hessian convergence criterion of 83.9140427066 is greater than the limit of 0.0001. The convergence is questionable.			NE		Algorithm converged.	NE	NE	0,3200	NE	NE		Algorithm converged.	NE	NE
Cardiac disorders	Left ventricular hypertrophy	n/a	632	100,0	1	0,2	625	100,0	0	0,0		*	Quasi-complete separation of data points detected.				*	WARNING: The relative Hessian convergence criterion of 78.977922547 is greater than the limit of 0.0001. The convergence is questionable.			NE		Algorithm converged.	NE	NE	0,3200	NE	NE		Algorithm converged.	NE	NE
Cardiac disorders	Mitral valve incompetence	n/a	632	100,0	1	0,2	625	100,0	0	0,0		*	Quasi-complete separation of data points detected.				*	WARNING: The relative Hessian convergence criterion of 78.977922547 is greater than the limit of 0.0001. The convergence is questionable.			NE		Algorithm converged.	NE	NE	0,3200	NE	NE		Algorithm converged.	NE	NE
Cardiac disorders	Myocardial infarction	n/a	632	100,0	4	0,6	625	100,0	4	0,6	0,99		Convergence criterion (SCONV=1E-8) satisfied.	0,18	2,36	-0,003		Algorithm converged.	-0,013	0,007	0,66		Algorithm converged.	0,19	2,32	0,5142	NE	1,52		Algorithm converged.	0,43	5,35
Cardiac disorders	Myocardial ischaemia	n/a	632	100,0	2	0,3	625	100,0	3	0,5	0,99		Convergence criterion (SCONV=1E-8) satisfied.	0,14	7,06	0,000		Algorithm converged.	-0,006	0,006	0,99		Algorithm converged.	0,14	7,05	0,9911	NE	1,01		Algorithm converged.	0,14	7,16
Cardiac disorders	Palpitations	n/a	632	100,0	0	0,0	625	100,0	1	0,2		*	Quasi-complete separation of data points detected.				*	WARNING: The relative Hessian convergence criterion of 83.9140427066 is greater than the limit of 0.0001. The convergence is questionable.			NE		Algorithm converged.	NE	NE	0,3200	NE	NE		Algorithm converged.	NE	NE
Cardiac disorders	Pericardial effusion	n/a	632	100,0	0	0,0	625	100,0	1	0,2		*	Quasi-complete separation of data points detected.				*	WARNING: The relative Hessian convergence criterion of 90.6466642776 is greater than the limit of 0.0001. The convergence is questionable.			0,00		Algorithm converged.	0,00	NE	0,3146	NE	>999,99		Algorithm converged.	0,00	NE
Cardiac disorders	Right atrial dilatation	n/a	632	100,0	0	0,0	625	100,0	1	0,2		*	Quasi-complete separation of data points detected.				*	WARNING: The relative Hessian convergence criterion of 78.977922547 is greater than the limit of 0.0001. The convergence is questionable.			NE		Algorithm converged.	NE	NE	0,3200	NE	NE		Algorithm converged.	NE	NE
Cardiac disorders	Sinus bradycardia	n/a	632	100,0	0	0,0	625	100,0	1	0,2		*	Quasi-complete separation of data points detected.				*	WARNING: The relative Hessian convergence criterion of 90.6466642776 is greater than the limit of 0.0001. The convergence is questionable.			0,00		Algorithm converged.	0,00	NE	0,3146	NE	>999,99		Algorithm converged.	0,00	NE
Cardiac disorders	Sinus node dysfunction	n/a	632	100,0	1	0,2	625	100,0	1	0,2	0,99		Convergence criterion (SCONV=1E-8) satisfied.	0,06	15,86	0,000		Algorithm converged.	-0,006	0,006	0,99		Algorithm converged.	0,06	15,78	0,9937	NE	1,01		Algorithm converged.	0,06	16,13
Cardiac disorders	Tachycardia	n/a	632	100,0	4	0,6	625	100,0	2	0,3	1,98		Convergence criterion (SCONV=1E-8) satisfied.	0,36	10,87	0,000		Algorithm converged.	-0,004	0,011	1,98		Algorithm converged.	0,36	10,74	0,4211	NE	0,51		Algorithm converged.	0,09	2,75
Cardiac disorders	Tricuspid valve incompetence	n/a	632	100,0	1	0,2	625	100,0	0	0,0		*	Quasi-complete separation of data points detected.				*	WARNING: The relative Hessian convergence criterion of 78.977922547 is greater than the limit of 0.0001. The convergence is questionable.			NE		Algorithm converged.	NE	NE	0,3200	NE	NE		Algorithm converged.	NE	NE
Congenital, familial and genetic disorders		n/a	632	100,0	3	0,5	625	100,0	1	0,2	2,98		Convergence criterion (SCONV=1E-8) satisfied.	0,31	28,68	0,000		Algorithm converged.	-0,003	0,009	2,97		Algorithm converged.	0,31	28,44	0,3221	NE	0,34		Algorithm converged.	0,04	3,23
Congenital, familial and genetic disorders	Corneal dystrophy	n/a	632	100,0	2	0,3	625	100,0	1	0,2	1,98		Convergence criterion (SCONV=1E-8) satisfied.	0,18	21,93	0,002		Algorithm converged.	-0,004	0,007	1,98		Algorithm converged.	0,18	21,74	0,5699	NE	0,51		Algorithm converged.	0,05	5,56
Congenital, familial and genetic disorders	Ota's naevus	n/a	632	100,0	1	0,2	625	100,0	0	0,0		*	Quasi-complete separation of data points detected.				*	WARNING: The relative Hessian convergence criterion of 83.9140427066 is greater than the limit of 0.0001. The convergence is questionable.			NE		Algorithm converged.	NE	NE	0,3200	NE	NE		Algorithm converged.	NE	NE
Ear and labyrinth disorders		n/a	632	100,0	4	0,6	625	100,0	6	1,0	0,99		Convergence criterion (SCONV=1E-8) satisfied.	0,32	3,08	0,000		Algorithm converged.	-0,011	0,011	0,99		Algorithm converged.	0,32	3,07	0,9845	NE	1,01		Algorithm converged.	0,33	3,12
Ear and labyrinth disorders	Ear congestion	n/a	632	100,0	0	0,0	625	100,0	1	0,2		*	Quasi-complete separation of data points detected.				*	WARNING: The relative Hessian convergence criterion of 90.6466642776 is greater than the limit of 0.0001. The convergence is questionable.			0,00		Algorithm converged.	0,00	NE	0,3146	NE	>999,99		Algorithm converged.	0,00	NE
Ear and labyrinth disorders	Ear pain	n/a	632	100,0	1	0,2	625	100,0	0	0,0		*	Quasi-complete separation of data points detected.				*	WARNING: The relative Hessian convergence criterion of 83.9140427066 is greater than the limit of 0.0001. The convergence is questionable.			NE		Algorithm converged.	NE	NE	0,3200	NE	NE		Algorithm converged.	NE	NE
Ear and labyrinth disorders	Hypoacusis	n/a	632	100,0	1	0,2	625	100,0	2	0,3	0,49		Convergence criterion (SCONV=1E-8) satisfied.	0,06	5,46	-0,002		Algorithm converged.	-0,007	0,006	0,49		Algorithm converged.	0,04	5,44	0,5569	NE	2,02		Algorithm converged.	0,18	22,25
Ear and labyrinth disorders	Motion sickness	n/a	632	100,0	0	0,0	625	100,0	1	0,2		*	Quasi-complete separation of data points detected.				*	WARNING: The relative Hessian convergence criterion of 90.6466642776 is greater than the limit of 0.0001. The convergence is questionable.			0,00		Algorithm converged.	0,00	NE	0,3146	NE	>999,99		Algorithm converged.	0,00	NE
Ear and labyrinth disorders	Sudden hearing loss	n/a	632	100,0	1	0,2	625	100,0	0	0,0		*	Quasi-complete separation of data points detected.				*	WARNING: The relative Hessian convergence criterion of 83.9140427066 is greater than the limit of 0.0001. The convergence is questionable.			NE		Algorithm converged.	NE	NE	0,3200	NE	NE		Algorithm converged.	NE	NE
Ear and labyrinth disorders	Tinnitus	n/a	632	100,0	1	0,2	625	100,0	1	0,2	0,99		Convergence criterion (SCONV=1E-8) satisfied.	0,06	15,86	0,000		Algorithm converged.	-0,006	0,006	0,99		Algorithm converged.	0,06	15,78	0,9937	NE	1,01		Algorithm converged.	0,06	16,13
Ear and labyrinth disorders	Vertigo	n/a	632	100,0	1	0,2	625	100,0	1	0,2	0,99		Convergence criterion (SCONV=1E-8) satisfied.	0,06	15,86	0,000		Algorithm converged.	-0,006	0,006	0,99		Algorithm converged.	0,06	15,78	0,9937	NE	1,01		Algorithm converged.	0,06	16,13
Ear and labyrinth disorders	Vestibular disorder	n/a	632	100,0	1	0,2	625	100,0	0	0,0		*	Quasi-complete separation of data points detected.				*	WARNING: The relative Hessian convergence criterion of 83.9140427066 is greater than the limit of 0.0001. The convergence is questionable.			NE		Algorithm converged.	NE	NE	0,3200	NE	NE		Algorithm converged.	NE	NE
Endocrine disorders		n/a	632	100,0	9	1,4	625	100,0	5	0,8	1,79		Convergence criterion (SCONV=1E-8) satisfied.	0,46	4,40	0,000		Algorithm converged.	-0,008	0,014	1,78		Algorithm converged.	0,46	4,34	0,5751	NE	0,56		Algorithm converged.	0,23	2,24
Endocrine disorders	Autoimmune thyroiditis	n/a	632	100,0	1	0,2	625	100,0	0	0,0		*	Quasi-complete separation of data points detected.				*	WARNING: The relative Hessian convergence criterion of 83.9140427066 is greater than the limit of 0.0001. The convergence is questionable.			NE		Algorithm converged.	NE	NE	0,3200	NE	NE		Algorithm converged.	NE	NE
Endocrine disorders	Goitre	n/a	632	100,0	1	0,2	625	100,0	0	0,0		*	Quasi-complete separation of data points detected.				*	WARNING: The relative Hessian convergence criterion of 83.9140427066 is greater than the limit of 0.0001. The convergence is questionable.			NE		Algorithm converged.	NE	NE	0,3200	NE	NE		Algorithm converged.	NE	NE
Endocrine disorders	Hyperparathyroidism	n/a	632	100,0	1	0,2	625	100,0	0	0,0		*	Quasi-complete separation of data points detected.				*	WARNING: The relative Hessian convergence criterion of 78.977922547 is greater than the limit of 0.0001. The convergence is questionable.			NE		Algorithm converged.	NE	NE	0,3200	NE	NE		Algorithm converged.	NE	NE
Endocrine disorders	Hyperthyroidism	n/a	632	100,0	0	0,0	625	100,0	1	0,2		*	Quasi-complete separation of data points detected.				*	WARNING: The relative Hessian convergence criterion of 90.6466642776 is greater than the limit of 0.0001. The convergence is questionable.			0,00		Algorithm converged.	0,00	NE	0,3146	NE	>999,99		Algorithm converged.	0,00	NE
Endocrine disorders	Hypothyroidism	n/a	632	100,0	5	0,8	625	100,0	3	0,5	1,65		Convergence criterion (SCONV=1E-8) satisfied.	0,39	6,95	0,000		Algorithm converged.	-0,006	0,012	1,65		Algorithm converged.	0,40	6,87	0,4881	NE	0,61		Algorithm converged.	0,15	2,53
Endocrine disorders	Primary hyperaldosteronism	n/a	632	100,0	0	0,0	625	100,0	1	0,2		*	Quasi-complete separation of data points detected.				*	WARNING: The relative Hessian convergence criterion of 90.6466642776 is greater than the limit of 0.0001. The convergence is questionable.			0,00		Algorithm converged.	0,00	NE	0,3146	NE	>999,99		Algorithm converged.	0,00	NE
Eye disorders		n/a	632	100,0	274	43,4	625	100,0	269	43,0	1,01		Convergence criterion (SCONV=1E-8) satisfied.	0,81	1,27	0,000		Algorithm converged.	-0,052	0,058	1,01		Algorithm converged.	0,83	1,14	0,9104	NE	0,99		Algorithm converged.	0,87	1,13
Eye disorders	Angle closure glaucoma	n/a	632	100,0	0	0,0	625	100,0	1	0,2		*	Quasi-complete separation of data points detected.				*	WARNING: The relative Hessian convergence criterion of 90.6466642776 is greater than the limit of 0.0001. The convergence is questionable.			0,00		Algorithm converged.	0,00	NE	0,3146	NE	>999,99		Algorithm converged.	0,00	NE
Eye disorders	Anterior chamber opacity	n/a	632	100,0	0	0,0	625	100,0	1	0,2		*	Quasi-complete separation of data points detected.				*	WARNING: The relative Hessian convergence criterion of 90.6466642776 is greater than the limit of 0.0001. The convergence is questionable.			0,00		Algorithm converged.	0,00	NE	0,3146	NE	>999,99		Algorithm converged.	0,00	NE
Eye disorders	Blepharitis	n/a	632	100,0	5	0,8	625	100,0	3	0,5	1,65		Convergence criterion (SCONV=1E-8) satisfied.	0,39	6,95	0,000		Algorithm converged.	-0,006	0,012	1,65		Algorithm converged.	0,40	6,87	0,4881	NE	0,61		Algorithm converged.	0,15	2,53
Eye disorders	Blepharitis allergic	n/a	632	100,0	1	0,2	625	100,0	0	0,0		*	Quasi-complete separation of data points detected.				*	WARNING: The relative Hessian convergence criterion of 83.9140427066 is greater than the limit of 0.0001. The convergence is questionable.			NE		Algorithm converged.	NE	NE	0,3200	NE	NE		Algorithm converged.	NE	NE
Eye disorders	Blindness transient	n/a	632	100,0	0	0,0	625	100,0	1	0,2		*	Quasi-complete separation of data points detected.				*	WARNING: The relative Hessian convergence criterion of 90.6466642776 is greater than the limit of 0.0001. The convergence is questionable.			0,00





Hepatobiliary disorders	Non-alcoholic steatohepatitis	n/a	632	100,0	1	0,2	625	100,0	0	0,0		*	Quasi-complete separation of data points detected.				*	WARNING: The relative Hessian convergence criterion of 83.914042706 is greater than the limit of 0.0001. The convergence is questionable.			NE	Algorithm converged.	NE	NE	0,3200	NE	NE	Algorithm converged.	NE	NE
Hepatobiliary disorders	Portal vein dilatation	n/a	632	100,0	1	0,2	625	100,0	0	0,0		*	Quasi-complete separation of data points detected.				*	WARNING: The relative Hessian convergence criterion of 83.914042706 is greater than the limit of 0.0001. The convergence is questionable.			NE	Algorithm converged.	NE	NE	0,3200	NE	NE	Algorithm converged.	NE	NE
Immune system disorders		n/a	632	100,0	11	1,7	625	100,0	5	0,8	2,20	*	Convergence criterion (GCONV=1E-8) satisfied.	0,76	4,36	0,000	*	Algorithm converged.	-0,063	0,022	2,16	Algorithm converged.	0,79	4,23	0,1371	NE	0,46	Algorithm converged.	0,16	1,32
Immune system disorders	Allergy to chemicals	n/a	632	100,0	1	0,2	625	100,0	0	0,0		*	Quasi-complete separation of data points detected.				*	WARNING: The relative Hessian convergence criterion of 83.914042706 is greater than the limit of 0.0001. The convergence is questionable.			NE	Algorithm converged.	NE	NE	0,3200	NE	NE	Algorithm converged.	NE	NE
Immune system disorders	Anaphylactic reaction	n/a	632	100,0	1	0,2	625	100,0	0	0,0		*	Quasi-complete separation of data points detected.				*	WARNING: The relative Hessian convergence criterion of 78.977922547 is greater than the limit of 0.0001. The convergence is questionable.			NE	Algorithm converged.	NE	NE	0,3200	NE	NE	Algorithm converged.	NE	NE
Immune system disorders	Contrast media allergy	n/a	632	100,0	1	0,2	625	100,0	1	0,2	0,99	*	Convergence criterion (GCONV=1E-8) satisfied.	0,56	15,84	0,000	*	Algorithm converged.	-0,004	0,004	0,99	Algorithm converged.	0,04	15,78	0,9937	NE	1,01	Algorithm converged.	0,04	16,13
Immune system disorders	Drug hypersensitivity	n/a	632	100,0	0	0,0	625	100,0	1	0,2		*	Quasi-complete separation of data points detected.				*	WARNING: The relative Hessian convergence criterion of 90.646464276 is greater than the limit of 0.0001. The convergence is questionable.			0,00	Algorithm converged.	0,00	NE	0,3146	NE	>999,99	Algorithm converged.	0,00	NE
Immune system disorders	Hypersensitivity	n/a	632	100,0	2	0,3	625	100,0	1	0,2	1,98	*	Convergence criterion (GCONV=1E-8) satisfied.	0,18	21,93	0,002	*	Algorithm converged.	-0,004	0,007	1,98	Algorithm converged.	0,18	21,74	0,5692	NE	0,51	Algorithm converged.	0,05	3,56
Immune system disorders	Seasonal allergy	n/a	632	100,0	7	1,1	625	100,0	2	0,3	3,49	*	Convergence criterion (GCONV=1E-8) satisfied.	0,72	16,83	0,000	*	Algorithm converged.	-0,001	0,017	3,49	Algorithm converged.	0,72	16,80	0,0979	NE	0,29	Algorithm converged.	0,06	1,39
Infections and infestations		n/a	632	100,0	173	27,4	625	100,0	224	35,8	0,67		Convergence criterion (GCONV=1E-8) satisfied.	0,53	0,86	-0,085		Algorithm converged.	-0,136	-0,033	0,74	Algorithm converged.	0,67	0,97	0,0012	NE	1,31	Algorithm converged.	1,11	1,54
Infections and infestations	Abdominal abscess	n/a	632	100,0	1	0,2	625	100,0	0	0,0		*	Quasi-complete separation of data points detected.				*	WARNING: The relative Hessian convergence criterion of 83.914042706 is greater than the limit of 0.0001. The convergence is questionable.			NE	Algorithm converged.	NE	NE	0,3200	NE	NE	Algorithm converged.	NE	NE
Infections and infestations	Abscess jaw	n/a	632	100,0	0	0,0	625	100,0	1	0,2		*	Quasi-complete separation of data points detected.				*	WARNING: The relative Hessian convergence criterion of 90.646464276 is greater than the limit of 0.0001. The convergence is questionable.			0,00	Algorithm converged.	0,00	NE	0,3146	NE	>999,99	Algorithm converged.	0,00	NE
Infections and infestations	Abscess limb	n/a	632	100,0	0	0,0	625	100,0	2	0,3		*	Quasi-complete separation of data points detected.				*	WARNING: Negative of Hessian not positive definite.			0,00	Algorithm converged.	0,00	NE	0,1548	NE	>999,99	Algorithm converged.	0,00	NE
Infections and infestations	Acute sinusitis	n/a	632	100,0	1	0,2	625	100,0	2	0,3	0,49	*	Convergence criterion (GCONV=1E-8) satisfied.	0,56	5,46	-0,000	*	Algorithm converged.	-0,007	0,006	0,49	Algorithm converged.	0,04	5,44	0,5569	NE	2,02	Algorithm converged.	0,18	22,25
Infections and infestations	Adenoviral conjunctivitis	n/a	632	100,0	1	0,2	625	100,0	5	0,5	0,33	*	Convergence criterion (GCONV=1E-8) satisfied.	0,03	3,17	-0,003	*	Algorithm converged.	-0,009	0,003	0,33	Algorithm converged.	0,03	3,16	0,3114	NE	3,07	Algorithm converged.	0,32	29,08
Infections and infestations	Anal abscess	n/a	632	100,0	0	0,0	625	100,0	1	0,2		*	Quasi-complete separation of data points detected.				*	WARNING: The relative Hessian convergence criterion of 90.646464276 is greater than the limit of 0.0001. The convergence is questionable.			0,00	Algorithm converged.	0,00	NE	0,3146	NE	>999,99	Algorithm converged.	0,00	NE
Infections and infestations	Arthritis bacterial	n/a	632	100,0	0	0,0	625	100,0	1	0,2		*	Quasi-complete separation of data points detected.				*	WARNING: The relative Hessian convergence criterion of 90.646464276 is greater than the limit of 0.0001. The convergence is questionable.			0,00	Algorithm converged.	0,00	NE	0,3146	NE	>999,99	Algorithm converged.	0,00	NE
Infections and infestations	Bronchitis	n/a	632	100,0	15	2,4	625	100,0	15	2,4	0,99		Convergence criterion (GCONV=1E-8) satisfied.	0,48	2,04	0,000		Algorithm converged.	-0,017	0,017	0,99	Algorithm converged.	0,49	2,01	0,9754	NE	1,01	Algorithm converged.	0,50	2,05
Infections and infestations	Bronchitis viral	n/a	632	100,0	1	0,2	625	100,0	1	0,2	0,99		Convergence criterion (GCONV=1E-8) satisfied.	0,04	15,84	0,000		Algorithm converged.	-0,004	0,004	0,99	Algorithm converged.	0,04	15,78	0,9937	NE	1,01	Algorithm converged.	0,04	16,13
Infections and infestations	COVID-19	n/a	632	100,0	7	1,1	625	100,0	6	1,0	3,16		Convergence criterion (GCONV=1E-8) satisfied.	0,38	3,46	0,002		Algorithm converged.	-0,010	0,010	1,15	Algorithm converged.	0,38	3,41	0,7960	NE	0,87	Algorithm converged.	0,29	2,56
Infections and infestations	Candida infection	n/a	632	100,0	0	0,0	625	100,0	1	0,2		*	Quasi-complete separation of data points detected.				*	WARNING: The relative Hessian convergence criterion of 90.646464276 is greater than the limit of 0.0001. The convergence is questionable.			0,00	Algorithm converged.	0,00	NE	0,3146	NE	>999,99	Algorithm converged.	0,00	NE
Infections and infestations	Cellulitis	n/a	632	100,0	8	1,3	625	100,0	18	2,9	0,49		Convergence criterion (GCONV=1E-8) satisfied.	0,23	1,15	-0,015		Algorithm converged.	-0,028	0,002	0,49	Algorithm converged.	0,21	1,13	0,0338	NE	2,02	Algorithm converged.	0,87	4,69
Infections and infestations	Cellulitis gangrenous	n/a	632	100,0	0	0,0	625	100,0	1	0,2		*	Quasi-complete separation of data points detected.				*	WARNING: The relative Hessian convergence criterion of 90.646464276 is greater than the limit of 0.0001. The convergence is questionable.			0,00	Algorithm converged.	0,00	NE	0,3146	NE	>999,99	Algorithm converged.	0,00	NE
Infections and infestations	Cholecystitis infective	n/a	632	100,0	1	0,2	625	100,0	0	0,0		*	Quasi-complete separation of data points detected.				*	WARNING: The relative Hessian convergence criterion of 83.914042706 is greater than the limit of 0.0001. The convergence is questionable.			NE	Algorithm converged.	NE	NE	0,3200	NE	NE	Algorithm converged.	NE	NE
Infections and infestations	Chorioretinitis	n/a	632	100,0	1	0,2	625	100,0	0	0,0		*	Quasi-complete separation of data points detected.				*	WARNING: The relative Hessian convergence criterion of 83.914042706 is greater than the limit of 0.0001. The convergence is questionable.			NE	Algorithm converged.	NE	NE	0,3200	NE	NE	Algorithm converged.	NE	NE
Infections and infestations	Clostridium difficile colitis	n/a	632	100,0	0	0,0	625	100,0	1	0,2		*	Quasi-complete separation of data points detected.				*	WARNING: The relative Hessian convergence criterion of 90.646464276 is greater than the limit of 0.0001. The convergence is questionable.			0,00	Algorithm converged.	0,00	NE	0,3146	NE	>999,99	Algorithm converged.	0,00	NE
Infections and infestations	Clostridium difficile infection	n/a	632	100,0	1	0,2	625	100,0	0	0,0		*	Quasi-complete separation of data points detected.				*	WARNING: The relative Hessian convergence criterion of 83.914042706 is greater than the limit of 0.0001. The convergence is questionable.			NE	Algorithm converged.	NE	NE	0,3200	NE	NE	Algorithm converged.	NE	NE
Infections and infestations	Complicated appendicitis	n/a	632	100,0	0	0,0	625	100,0	1	0,2		*	Quasi-complete separation of data points detected.				*	WARNING: The relative Hessian convergence criterion of 90.646464276 is greater than the limit of 0.0001. The convergence is questionable.			0,00	Algorithm converged.	0,00	NE	0,3146	NE	>999,99	Algorithm converged.	0,00	NE
Infections and infestations	Conjunctivitis	n/a	632	100,0	11	1,7	625	100,0	14	2,2	0,77		Convergence criterion (GCONV=1E-8) satisfied.	0,35	1,73	-0,000		Algorithm converged.	-0,020	0,010	0,78	Algorithm converged.	0,36	1,73	0,5261	NE	1,23	Algorithm converged.	0,59	2,81
Infections and infestations	Conjunctivitis bacterial	n/a	632	100,0	0	0,0	625	100,0	1	0,2		*	Quasi-complete separation of data points detected.				*	WARNING: The relative Hessian convergence criterion of 90.646464276 is greater than the limit of 0.0001. The convergence is questionable.			0,00	Algorithm converged.	0,00	NE	0,3146	NE	>999,99	Algorithm converged.	0,00	NE
Infections and infestations	Conjunctivitis viral	n/a	632	100,0	1	0,2	625	100,0	0	0,0		*	Quasi-complete separation of data points detected.				*	WARNING: The relative Hessian convergence criterion of 83.914042706 is greater than the limit of 0.0001. The convergence is questionable.			NE	Algorithm converged.	NE	NE	0,3200	NE	NE	Algorithm converged.	NE	NE
Infections and infestations	Coronavirus infection	n/a	632	100,0	0	0,0	625	100,0	2	0,3		*	Quasi-complete separation of data points detected.				*	WARNING: Negative of Hessian not positive definite.			0,00	Algorithm converged.	0,00	NE	0,1548	NE	>999,99	Algorithm converged.	0,00	NE
Infections and infestations	Cystitis	n/a	632	100,0	1	0,2	625	100,0	1	0,2	0,99		Convergence criterion (GCONV=1E-8) satisfied.	0,04	15,84	0,000		Algorithm converged.	-0,004	0,004	0,99	Algorithm converged.	0,04	15,78	0,9937	NE	1,01	Algorithm converged.	0,04	16,13
Infections and infestations	Diabetic foot infection	n/a	632	100,0	1	0,2	625	100,0	2	0,3	0,49		Convergence criterion (GCONV=1E-8) satisfied.	0,56	5,46	-0,002		Algorithm converged.	-0,007	0,006	0,49	Algorithm converged.	0,04	5,44	0,5569	NE	2,02	Algorithm converged.	0,18	22,25
Infections and infestations	Diabetic gangrene	n/a	632	100,0	1	0,2	625	100,0	1	0,2	0,99		Convergence criterion (GCONV=1E-8) satisfied.	0,56	15,84	0,000		Algorithm converged.	-0,004	0,004	0,99	Algorithm converged.	0,04	15,78	0,9937	NE	1,01	Algorithm converged.	0,04	16,13
Infections and infestations	Diarrhoea infectious	n/a	632	100,0	0	0,0	625	100,0	0	0,0		*	Quasi-complete separation of data points detected.				*	WARNING: The relative Hessian convergence criterion of 83.914042706 is greater than the limit of 0.0001. The convergence is questionable.			NE	Algorithm converged.	NE	NE	0,3200	NE	NE	Algorithm converged.	NE	NE
Infections and infestations	Diverticulitis	n/a	632	100,0	1	0,2	625	100,0	1	0,2	0,99		Convergence criterion (GCONV=1E-8) satisfied.	0,04	15,84	0,000		Algorithm converged.	-0,004	0,004	0,99	Algorithm converged.	0,04	15,78	0,9937	NE	1,01	Algorithm converged.	0,04	16,13
Infections and infestations	Ear infection	n/a	632	100,0	3	0,5	625	100,0	2	0,3	1,49		Convergence criterion (GCONV=1E-8) satisfied.	0,25	8,92	0,002		Algorithm converged.	-0,003	0,008	1,48	Algorithm converged.	0,25	8,83	0,6632	NE	0,67	Algorithm converged.	0,11	4,02
Infections and infestations	Endocarditis	n/a	632	100,0	0	0,0	625	100,0	1	0,2		*	Quasi-complete separation of data points detected.				*	WARNING: The relative Hessian convergence criterion of 90.646464276 is greater than the limit of 0.0001. The convergence is questionable.			0,00	Algorithm converged.	0,00	NE	0,3146	NE	>999,99	Algorithm converged.	0,00	NE
Infections and infestations	Endophthalmitis	n/a	632	100,0	3	0,5	625	100,0	1	0,2	2,98		Convergence criterion (GCONV=1E-8) satisfied.	0,31	28,68	0,003		Algorithm converged.	-0,003	0,009	2,97	Algorithm converged.	0,31	28,44	0,3221	NE	0,34	Algorithm converged.	0,04	3,23
Infections and infestations	Erysipelas	n/a	632	100,0	1	0,2	625	100,0	0	0,0		*	Quasi-complete separation of data points detected.				*	WARNING: The relative Hessian convergence criterion of 83.914042706 is greater than the limit of 0.0001. The convergence is questionable.			NE	Algorithm converged.	NE	NE	0,3200	NE	NE	Algorithm converged.	NE	NE
Infections and infestations	Escherichia sepsis	n/a	632	100,0	0	0,0	625	100,0	1	0,2		*	Quasi-complete separation of data points detected.				*	WARNING: The relative Hessian convergence criterion of 90.646464276 is greater than the limit of 0.0001. The convergence is questionable.			0,00	Algorithm converged.	0,00	NE	0,3146	NE	>999,99	Algorithm converged.	0,00	NE
Infections and infestations	Folliculitis	n/a	632	100,0	0	0,0	625	100,0	1	0,2		*	Quasi-complete separation of data points detected.				*	WARNING: The relative Hessian convergence criterion of 90.646464276 is greater than the limit of 0.0001. The convergence is questionable.			0,00	Algorithm converged.	0,00	NE	0,3146	NE	>999,99	Algorithm converged.	0,00	NE
Infections and infestations	Fungal rhinitis	n/a	632	100,0	1	0,2	625	100,0	0	0,0		*	Quasi-complete separation of data points detected.				*	WARNING: The relative Hessian convergence criterion of 83.914042706 is greater than the limit of 0.0001. The convergence is questionable.			NE	Algorithm converged.	NE	NE	0,3200	NE	NE	Algorithm converged.	NE	NE
Infections and infestations	Fungal skin infection	n/a	632	100,0	1	0,2	625	100,0	0	0,0		*	Quasi-complete separation of data points detected.				*	WARNING: The relative Hessian convergence criterion of 83.914042706 is greater than the limit of 0.0001. The convergence is questionable.			NE	Algorithm converged.	NE	NE	0,3200	NE	NE	Algorithm converged.	NE	NE
Infections and infestations	Gallbladder empyema	n/a	632	100,0	0	0,0	625	100,0	1	0,2		*	Quasi-complete separation of data points detected.				*	WARNING: The relative Hessian convergence criterion of 90.646464276 is greater than the limit of 0.0001. The convergence is questionable.			0,00	Algorithm converged.	0,00	NE	0,3146	NE	>999,99	Algorithm converged.	0,00	NE
Infections and infestations	Gangrene	n/a	632	100,0	2	0,3	625	100,0	0	0,0		*	Quasi-complete separation of data points detected.				*	ERROR: The mean parameter is either invalid or at a limit of its range for some observations.			NE	Algorithm converged.	NE	NE	0,1595	NE	NE	Algorithm converged.	NE	NE
Infections and infestations	Gastric infection	n/a	632	100,0	0	0,0	625	100,0	1	0,2		*	Quasi-complete separation of data points detected.				*	WARNING: The relative Hessian convergence criterion of 90.646464276 is greater than the limit of 0.0001. The convergence is questionable.			0,00	Algorithm converged.	0,00	NE	0,3146	NE	>999,99	Algorithm converged.	0,00	NE
Infections and infestations	Gastroenteritis	n/a	632	100,0	3	0,5	625	100,0	2	0,3	1,49		Convergence criterion (GCONV=1E-8) satisfied.	0,25	8,92	0,002		Algorithm converged.	-0,003	0,008	1,48	Algorithm converged.	0,25	8,83	0,6632	NE	0,67	Algorithm converged.	0,11	4,02
Infections and infestations	Gastroenteritis bacterial	n/a	632	100,0	1	0,2	625	100,0	0	0,0		*	Quasi-complete separation of data points detected.				*	WARNING: The relative Hessian convergence criterion of 83.914042706 is greater than the limit of 0.0001. The convergence is questionable.			NE	Algorithm converged.	NE	NE	0,3200	NE	NE	Algorithm converged.	NE	NE
Infections and infestations	Gastroenteritis viral	n/a	632	100,0	1	0,2	625	100,0	1	0,2	0,20		Convergence criterion (GCONV=1E-8) satisfied.	0,52	1,83	-0,006		Algorithm converged.	-0,014	0,001	0,20	Algorithm converged.	0,01	1,83	0,0990	NE	5,04	Algorithm converged.	0,53	43,15
Infections and infestations	Gastrointestinal bacterial overgrowth	n/a	632	100,0	0	0,0	625	100,0	1	0,2		*	Quasi-complete separation of data points detected.				*	WARNING: The relative Hessian convergence criterion of 90.646464276 is greater than the limit of 0.0001. The convergence is questionable.			0,00	Algorithm converged.	0,00	NE	0,3146	NE	>999,99	Algorithm converged.	0,00	NE
Infections and infestations	Gastrointestinal infection	n/a	632	100,0	1	0,2	625	100,0	0	0,0		*	Quasi-complete separation of data points detected.				*	WARNING: The relative Hessian convergence criterion of 83.914042706 is greater than the limit of 0.0001. The convergence is questionable.			NE	Algorithm converged.	NE	NE	0,3200	NE	NE	Algorithm converged.	NE	NE
Infections and infestations	Gingivitis	n/a	632	100,0	1	0,2	625	100,0	0	0,0		*	Quasi-complete separation of data points detected.				*	WARNING: The relative Hessian convergence criterion of 83.914042706 is greater than the limit of 0.0001. The convergence is questionable.			NE	Algorithm converged.	NE	NE	0,3200	NE	NE	Algorithm converged.	NE	NE
Infections and infestations	Herpes pharyngitis	n/a	632	100,0	1	0,2	625	100,0	0	0,0		*	Quasi-complete separation of data points detected.				*	WARNING: The relative Hessian convergence criterion of 83.914042706 is greater than the limit of 0.0001. The convergence is questionable.			NE	Algorithm converged.	NE	NE	0,3200	NE	NE	Algorithm converged.	NE	NE
Infections and infestations	Herpes zoster	n/a	632	100,0	7	1,1	625	100,0	3	0,5	2,32		Convergence criterion (GCONV=1E-8) satisfied.	0,80	9,50	0,006		Algorithm converged.	-0,004	0,016	2,31	Algorithm converged.	0,60	8,89	0,2106	NE	0,43	Algorithm converged.	0,11	1,67
Infections and infestations	Herpes zoster otticus	n/a	632	100,0	0	0,0	625	100,0	1	0,2		*	Quasi-complete separation of data points detected.				*	WARNING: The relative Hessian convergence criterion of 90.646464276 is greater than the limit of 0.0001. The convergence is questionable.			0,00	Algorithm converged.	0,00	NE	0,3146	NE	>999,99	Algorithm converged.	0,00	NE
Infections and infestations	Hordeolum	n/a	632	100,0	3	0,5	625	100,0	7	1,1	0,42		Convergence criterion (GCONV=1E-8) satisfied.	0,11	1,64	-0,006		Algorithm converged.	-0,016	0,003	0,42	Algorithm converged.	0,11	1,63	0,1985	NE	2,38	Algorithm converged.	0,61	9,08
Infections and infestations	Infected cyst	n/a	632	100,0	1	0,2	625	100,0	1	0,2	0,99		Convergence criterion (GCONV=1E-8) satisfied.	0,04	15,84	0,000		Algorithm converged.	-0,004	0,004	0,99	Algorithm converged.	0,04	15,78	0,9937	NE	1,01	Algorithm converged.	0,04	16,13
Infections and infestations	Infected dermal cyst	n/a	632	100,0	0	0,0	625	100,0	1	0,2		*	Quasi-complete separation of data points detected.				*	WARNING: The relative Hessian convergence criterion of 90.646464276 is greater than the limit of 0.0001. The convergence is questionable.			0,00	Algorithm converged.	0,00	NE	0,3146	NE	>999,99	Algorithm converged.	0,00	NE
Infections and infestations	Infected skin ulcer	n/a	632	100,0	1	0,2	625	100,0	0	0,0		*	Quasi-complete separation of data points detected.				*	WARNING: The relative Hessian convergence criterion of 83.914042706 is greater than the limit of 0.0001. The convergence is questionable.			NE	Algorithm converged.	NE	NE	0,3200	NE	NE	Algorithm converged.	NE	NE
Infections and infestations	Infective thrombosis	n/a	632	100,0	0	0,0	625	100,0	1	0,2		*	Quasi-complete separation of data points detected.				*	WARNING: The relative Hessian convergence criterion of 90.646464276 is greater than the limit of 0.0001. The convergence is questionable.			0,00	Algorithm converged.	0,00	NE	0,3146	NE	>999,99	Algorithm converged.	0,00	NE
Infections and infestations	Influenza	n/a	632	100,0	16	2,5	625	100,0	15	2,4	1,06		Convergence criterion (GCONV=1E-8) satisfied.	0,92	2,16	0,001		Algorithm converged.	-0,016	0,018	1,05	Algorithm converged.	0,93	2,12	0,8806	NE	0,95	Algorithm converged.	0,47	1,90
Infections and infestations	Intervertebral discitis	n/a	632	100,0	0	0,0	625	100,0	1	0,2		*	Quasi-complete separation of data points detected.				*	WARNING: The relative Hessian convergence criterion of 90.646464276 is greater than the limit of 0.0001. The convergence is questionable.			0,00	Algorithm converged.	0,00	NE	0,3146	NE	>999,99	Algorithm converged.	0,00	NE
Infections and infestations	Keratitis bacterial	n/a	632	100,0	0	0,0	625	100,0	1	0,2		*	Quasi-complete separation of data points detected.				*	WARNING: The relative Hessian convergence criterion of 90.646464276 is greater than the limit of 0.0001. The convergence is questionable.			0,00	Algorithm converged.	0,00	NE	0,3146	NE	>999,99	Algorithm converged.	0,00	NE
Infections and infestations	Keratitis viral	n/a	632	100,0	1	0,2	625	100,0	1	0,2	0,99		Convergence criterion (GCONV=1E-8) satisfied.	0,04	15,84	0,000		Algorithm converged.	-0,004	0,004	0,99	Algorithm converged.	0,04	15,78	0,9937	NE	1,01	Algorithm converged.	0,04	16,13
Infections and infestations	Keratouveitis	n/a	632	100,0	1	0,2	625	100,0	0	0,0		*	Quasi-complete separation of data points detected.				*	WARNING: The relative Hessian convergence criterion of 83.914042706 is greater than the limit of 0.0001. The convergence is questionable.			NE	Algorithm converged.	NE	NE	0,3200	NE	NE	Algorithm converged.	NE	NE
Infections and infestations	Kidney infection	n/a	632	100,0	1	0,2	625	100,0	0	0,0		*	Quasi-complete separation of data points detected.				*	WARNING: The relative Hessian convergence criterion of 83.914042706 is greater than the limit of 0.0001. The convergence is questionable.			NE	Algorithm converged.	NE	NE	0,3200	NE	NE	Algorithm converged.	NE	NE
Infections and infestations	Laryngitis	n/a	632	100,0	1	0,2	625	100,0	1	0,2	0,99		Convergence criterion (GCONV=1E-8) satisfied.	0,04	15,84	0,000		Algorithm converged.	-0,004	0,004	0,99	Algorithm converged.	0,04	15,78	0,9937	NE	1,01	Algorithm converged.	0,04	16,13
Infections and infestations	Localised infection	n/a	632	100,0	4	0,6	625	100,0	8	1,3	0,49		Convergence criterion (GCONV=1E-8) satisfied.	0,15	1,64	-0,006		Algorithm converged.	-0,017	0,006	0,49	Algorithm converged.	0,15	1,63	0,2383	NE	2,02	Algorithm converged.	0,61	8,68
Infections and infestations	Lower respiratory tract infection	n/a	632	100,0	1	0,2	625	100,0	3	0,5	0,33		Convergence criterion (GCONV=1E-8) satisfied.	0,03	3,17	-0,003		Algorithm converged.	-0,009	0,003	0,33	Algorithm converged.	0,03	3,16	0,3114	NE	3,03	Algorithm converged.	0,32	29,08
Infections and infestations	Lung abscess	n/a	632	100,0	0	0,0	625	100,0	1	0,2		*	Quasi-complete separation of data points detected.				*	WARNING: The relative Hessian convergence criterion of 90.646464276 is greater than the limit of 0.0001. The convergence is questionable.			0,00	Algorithm converged.	0,00	NE	0,3146	NE	>999,99	Algorithm converged.	0,00	NE
Infections and infestations	Lyme disease	n/a	632	100,0	1	0,2	625	100,0	0	0,0		*	Quasi-complete separation of data points detected.				*	WARNING: The relative Hessian convergence criterion of 83.914042706 is greater than the limit of 0.0001. The convergence is questionable.			NE	Algorithm converged.	NE	NE	0,3200	NE	NE	Algorithm converged.	NE	NE
Infections and infestations	Nasal herpes	n/a	632	100,0	1	0,2	625	100,0	0	0,0		*	Quasi-complete separation of data points detected.				*	WARNING: The relative Hessian convergence criterion of 83.914042706 is greater than the limit of 0.0001. The convergence is questionable.			NE	Algorithm converged.	NE	NE	0,3200	NE	NE	Algorithm converged.	NE	NE
Infections and infestations	Nasopharyngitis	n/a	632	100,0	34	5,7	625	100,0	53	8,5	0,65		Convergence criterion (GCONV=1E-8) satisfied.	0,42	1,01	-0,028		Algorithm converged.	-0,056	0,001	0,67	Algorithm converged.	0,45	1,01	0,0543	NE	1,49	Algorithm converged.	0,99	2,24
Infections and infestations	Onychomycosis	n/a	632	100,0	0	0,0	625	100,0	1	0,2		*	Quasi-complete separation of data points detected.				*	WARNING: The relative Hessian convergence criterion of 90.646464276 is greater than the limit of 0.0001. The convergence is questionable.			0,00	Algorithm converged.	0,00	NE	0,3146	NE	>999,99	Algorithm converged.	0,00	NE
Infections and infestations	Oral candidiasis	n/a	632	100,0	0	0,0	625	100,0	1	0,2		*	Quasi-complete separation of data points detected.				*	WARNING: The relative Hessian convergence criterion of 90.646464276 is greater than the limit of 0.0001. The convergence is questionable.			0,00	Algorithm converged.	0,00	NE	0,3146	NE	>999,99	Algorithm converged.	0,00	NE
Infections and infestations	Oral herpes	n/a	632	100,0	0	0,0	625	100,0	1	0,2		*	Quasi-complete separation of data points detected.				*	WARNING: The relative Hessian convergence criterion of 90.646464276 is greater than the limit of 0.0001. The convergence is questionable.			0,00	Algorithm converged.	0,00	NE	0,3146	NE	>999,99	Algorithm converged.	0,00	NE
Infections and infestations	Osteomyelitis	n/a	632	100,0	2	0,3	625	100,0	7	1,1	0,28		Convergence criterion (GCONV=1E-8) satisfied.	0,06	1,33	-0,008		Algorithm converged.	-0,017	0,001	0,28	Algorithm converged.	0,06	1,33	0,0913	NE	3,54	Algorithm converged.	0,74	16,97
Infections and infestations	Osteomyelitis acute	n/a	632	100,0	0	0,0	625	100,0	1	0,2		*	Quasi-complete separation of data points detected.				*	WARNING: The relative Hessian convergence criterion of 90.646464276 is greater than the limit of 0.0001. The convergence is questionable.			0,00	Algorithm converged.	0,00	NE	0,3146	NE	>999,99	Algorithm converged.	0,00	NE
Infections and infestations	Osteomyelitis bacterial	n/a	632	100,0	1	0,2	625	100,0	0	0,0		*	Quasi-complete separation of data points detected.				*	WARNING: The relative Hessian convergence criterion of 83.914042706 is greater than the limit of 0.0001. The convergence is questionable.			NE	Algorithm converged.	NE	NE	0,3200	NE	NE	Algorithm converged.	NE	NE
Infections and infestations	Otitis media	n/a	632	100,0	3	0,5	625	100,0	2	0,3	1,49		Convergence criterion (GCONV=1E-8) satisfied.	0,25	8,92	0,002		Algorithm converged.	-0,003	0,008	1,48	Algorithm converged.	0,25	8,83	0,6632	NE	0,67	Algorithm converged.	0,11	4,02
Inf



| | | |

| | | |

Neoplasms benign, malignant and unspecified (incl cysts and polyps)	Colon cancer	n/a	632	100,0			0,2	625	100,0		0	0,0		*	Quasi-complete separation of data points detected.					*	WARNING: The relative Hessian convergence criterion of 78.977922547 is greater than the limit of 0.0001. The convergence is questionable.				NE	Algorithm converged.	NE	NE	0,3200		NE	NE	Algorithm converged.	NE	NE
Neoplasms benign, malignant and unspecified (incl cysts and polyps)	Eye naevus	n/a	632	100,0	0	0,0	0,2	625	100,0	1	0,2			*	Quasi-complete separation of data points detected.					*	WARNING: The relative Hessian convergence criterion of 90.646464276 is greater than the limit of 0.0001. The convergence is questionable.				0,00	Algorithm converged.	0,00	NE	0,3146		NE	>999,99	Algorithm converged.	0,00	NE
Neoplasms benign, malignant and unspecified (incl cysts and polyps)	Follicular lymphoma	n/a	632	100,0	0	0,0	0,2	625	100,0	0	0,0			*	Quasi-complete separation of data points detected.					*	WARNING: The relative Hessian convergence criterion of 83.914042706 is greater than the limit of 0.0001. The convergence is questionable.				NE	Algorithm converged.	NE	NE	0,3200		NE	NE	Algorithm converged.	NE	NE
Neoplasms benign, malignant and unspecified (incl cysts and polyps)	Hairy cell leukaemia	n/a	632	100,0	1	0,2	0,2	625	100,0	0	0,0			*	Quasi-complete separation of data points detected.					*	WARNING: The relative Hessian convergence criterion of 78.977922547 is greater than the limit of 0.0001. The convergence is questionable.				NE	Algorithm converged.	NE	NE	0,3200		NE	NE	Algorithm converged.	NE	NE
Neoplasms benign, malignant and unspecified (incl cysts and polyps)	Leiomyoma	n/a	632	100,0	1	0,2	0,2	625	100,0	0	0,0			*	Quasi-complete separation of data points detected.					*	WARNING: The relative Hessian convergence criterion of 83.914042706 is greater than the limit of 0.0001. The convergence is questionable.				NE	Algorithm converged.	NE	NE	0,3200		NE	NE	Algorithm converged.	NE	NE
Neoplasms benign, malignant and unspecified (incl cysts and polyps)	Leukaemia	n/a	632	100,0	1	0,2	0,2	625	100,0	0	0,0			*	Quasi-complete separation of data points detected.					*	WARNING: The relative Hessian convergence criterion of 83.914042706 is greater than the limit of 0.0001. The convergence is questionable.				NE	Algorithm converged.	NE	NE	0,3200		NE	NE	Algorithm converged.	NE	NE
Neoplasms benign, malignant and unspecified (incl cysts and polyps)	Lipoma	n/a	632	100,0	1	0,2	0,2	625	100,0	0	0,0			*	Quasi-complete separation of data points detected.					*	WARNING: The relative Hessian convergence criterion of 83.914042706 is greater than the limit of 0.0001. The convergence is questionable.				NE	Algorithm converged.	NE	NE	0,3200		NE	NE	Algorithm converged.	NE	NE
Neoplasms benign, malignant and unspecified (incl cysts and polyps)	Neoplasm	n/a	632	100,0	1	0,2	0,2	625	100,0	1	0,2	0,99			Convergence criterion (GCONV=1E-8) satisfied.	0,06	15,84	0,000			Algorithm converged.	-0,004	0,004	0,99	Algorithm converged.	0,06	15,78	0,9937		NE	1,01	Algorithm converged.	0,06	16,13
Neoplasms benign, malignant and unspecified (incl cysts and polyps)	Neoplasm skin	n/a	632	100,0	0	0,0	0,2	625	100,0	1	0,2			*	Quasi-complete separation of data points detected.					*	WARNING: The relative Hessian convergence criterion of 90.646464276 is greater than the limit of 0.0001. The convergence is questionable.				0,00	Algorithm converged.	0,00	NE	0,3146		NE	>999,99	Algorithm converged.	0,00	NE
Neoplasms benign, malignant and unspecified (incl cysts and polyps)	Pancreatic carcinoma	n/a	632	100,0	0	0,0	0,2	625	100,0	1	0,2			*	Quasi-complete separation of data points detected.					*	WARNING: The relative Hessian convergence criterion of 90.646464276 is greater than the limit of 0.0001. The convergence is questionable.				0,00	Algorithm converged.	0,00	NE	0,3146		NE	>999,99	Algorithm converged.	0,00	NE
Neoplasms benign, malignant and unspecified (incl cysts and polyps)	Papilloma	n/a	632	100,0	0	0,0	0,2	625	100,0	1	0,2			*	Quasi-complete separation of data points detected.					*	WARNING: The relative Hessian convergence criterion of 90.646464276 is greater than the limit of 0.0001. The convergence is questionable.				0,00	Algorithm converged.	0,00	NE	0,3146		NE	>999,99	Algorithm converged.	0,00	NE
Neoplasms benign, malignant and unspecified (incl cysts and polyps)	Plasma cell myeloma	n/a	632	100,0	1	0,2	0,2	625	100,0	0	0,0			*	Quasi-complete separation of data points detected.					*	WARNING: The relative Hessian convergence criterion of 83.914042706 is greater than the limit of 0.0001. The convergence is questionable.				NE	Algorithm converged.	NE	NE	0,3200		NE	NE	Algorithm converged.	NE	NE
Neoplasms benign, malignant and unspecified (incl cysts and polyps)	Pyogenic granuloma	n/a	632	100,0	0	0,0	0,2	625	100,0	1	0,2			*	Quasi-complete separation of data points detected.					*	WARNING: The relative Hessian convergence criterion of 90.646464276 is greater than the limit of 0.0001. The convergence is questionable.				0,00	Algorithm converged.	0,00	NE	0,3146		NE	>999,99	Algorithm converged.	0,00	NE
Neoplasms benign, malignant and unspecified (incl cysts and polyps)	Renal neoplasm	n/a	632	100,0	2	0,3	0,3	625	100,0	0	0,0			*	Quasi-complete separation of data points detected.					*	ERROR: The mean parameter is either invalid or at a limit of its range for some observations.				NE	Algorithm converged.	NE	NE	0,1595		NE	NE	Algorithm converged.	NE	NE
Neoplasms benign, malignant and unspecified (incl cysts and polyps)	Renal oncocytoma	n/a	632	100,0	0	0,0	0,2	625	100,0	1	0,2			*	Quasi-complete separation of data points detected.					*	WARNING: The relative Hessian convergence criterion of 90.646464276 is greater than the limit of 0.0001. The convergence is questionable.				0,00	Algorithm converged.	0,00	NE	0,3146		NE	>999,99	Algorithm converged.	0,00	NE
Neoplasms benign, malignant and unspecified (incl cysts and polyps)	Skin cancer	n/a	632	100,0	0	0,0	0,2	625	100,0	1	0,2			*	Quasi-complete separation of data points detected.					*	WARNING: The relative Hessian convergence criterion of 90.646464276 is greater than the limit of 0.0001. The convergence is questionable.				0,00	Algorithm converged.	0,00	NE	0,3146		NE	>999,99	Algorithm converged.	0,00	NE
Neoplasms benign, malignant and unspecified (incl cysts and polyps)	Squamous cell carcinoma of skin	n/a	632	100,0	1	0,2	0,2	625	100,0	0	0,0			*	Quasi-complete separation of data points detected.					*	WARNING: The relative Hessian convergence criterion of 83.914042706 is greater than the limit of 0.0001. The convergence is questionable.				NE	Algorithm converged.	NE	NE	0,3200		NE	NE	Algorithm converged.	NE	NE
Neoplasms benign, malignant and unspecified (incl cysts and polyps)	Tongue neoplasm benign	n/a	632	100,0	0	0,0	0,2	625	100,0	1	0,2			*	Quasi-complete separation of data points detected.					*	WARNING: The relative Hessian convergence criterion of 90.646464276 is greater than the limit of 0.0001. The convergence is questionable.				0,00	Algorithm converged.	0,00	NE	0,3146		NE	>999,99	Algorithm converged.	0,00	NE
Neoplasms benign, malignant and unspecified (incl cysts and polyps)	Transitional cell carcinoma	n/a	632	100,0	1	0,2	0,2	625	100,0	0	0,0			*	Quasi-complete separation of data points detected.					*	WARNING: The relative Hessian convergence criterion of 83.914042706 is greater than the limit of 0.0001. The convergence is questionable.				NE	Algorithm converged.	NE	NE	0,3200		NE	NE	Algorithm converged.	NE	NE
Neoplasms benign, malignant and unspecified (incl cysts and polyps)	Tumour invasion	n/a	632	100,0	1	0,2	0,2	625	100,0	0	0,0			*	Quasi-complete separation of data points detected.					*	WARNING: The relative Hessian convergence criterion of 83.914042706 is greater than the limit of 0.0001. The convergence is questionable.				NE	Algorithm converged.	NE	NE	0,3200		NE	NE	Algorithm converged.	NE	NE
Neoplasms benign, malignant and unspecified (incl cysts and polyps)	Tumour thrombosis	n/a	632	100,0	1	0,2	0,2	625	100,0	0	0,0			*	Quasi-complete separation of data points detected.					*	WARNING: The relative Hessian convergence criterion of 83.914042706 is greater than the limit of 0.0001. The convergence is questionable.				NE	Algorithm converged.	NE	NE	0,3200		NE	NE	Algorithm converged.	NE	NE
Neoplasms benign, malignant and unspecified (incl cysts and polyps)	Uterine leiomyoma	n/a	632	100,0	0	0,0	0,2	625	100,0	1	0,2			*	Quasi-complete separation of data points detected.					*	WARNING: The relative Hessian convergence criterion of 90.646464276 is greater than the limit of 0.0001. The convergence is questionable.				0,00	Algorithm converged.	0,00	NE	0,3146		NE	>999,99	Algorithm converged.	0,00	NE
Nervous system disorders		n/a	632	100,0	71	11,2	625	100,0	57	9,1	1,26				Convergence criterion (GCONV=1E-8) satisfied.	0,87	1,82	0,021			Algorithm converged.	-0,012	0,055	1,23	Algorithm converged.	0,83	1,71	0,2154		NE	0,81	Algorithm converged.	0,58	1,13
Nervous system disorders	Acoustic neuritis	n/a	632	100,0	1	0,2	0,2	625	100,0	0	0,0			*	Quasi-complete separation of data points detected.					*	WARNING: The relative Hessian convergence criterion of 83.914042706 is greater than the limit of 0.0001. The convergence is questionable.				NE	Algorithm converged.	NE	NE	0,3200		NE	NE	Algorithm converged.	NE	NE
Nervous system disorders	Altered state of consciousness	n/a	632	100,0	1	0,2	0,2	625	100,0	0	0,0			*	Quasi-complete separation of data points detected.					*	WARNING: The relative Hessian convergence criterion of 83.914042706 is greater than the limit of 0.0001. The convergence is questionable.				NE	Algorithm converged.	NE	NE	0,3200		NE	NE	Algorithm converged.	NE	NE
Nervous system disorders	Amnesia	n/a	632	100,0	1	0,2	0,2	625	100,0	1	0,2	0,99			Convergence criterion (GCONV=1E-8) satisfied.	0,06	15,84	0,000			Algorithm converged.	-0,004	0,004	0,99	Algorithm converged.	0,06	15,78	0,9937		NE	1,01	Algorithm converged.	0,06	16,13
Nervous system disorders	Amyotrophic lateral sclerosis	n/a	632	100,0	1	0,2	0,2	625	100,0	0	0,0			*	Quasi-complete separation of data points detected.					*	WARNING: The relative Hessian convergence criterion of 83.914042706 is greater than the limit of 0.0001. The convergence is questionable.				NE	Algorithm converged.	NE	NE	0,3200		NE	NE	Algorithm converged.	NE	NE
Nervous system disorders	Anosmia	n/a	632	100,0	0	0,0	0,2	625	100,0	1	0,2			*	Quasi-complete separation of data points detected.					*	WARNING: The relative Hessian convergence criterion of 90.646464276 is greater than the limit of 0.0001. The convergence is questionable.				0,00	Algorithm converged.	0,00	NE	0,3146		NE	>999,99	Algorithm converged.	0,00	NE
Nervous system disorders	Balance disorder	n/a	632	100,0	1	0,2	0,2	625	100,0	1	0,2	0,99			Convergence criterion (GCONV=1E-8) satisfied.	0,06	15,84	0,000			Algorithm converged.	-0,004	0,004	0,99	Algorithm converged.	0,06	15,78	0,9937		NE	1,01	Algorithm converged.	0,06	16,13
Nervous system disorders	Burning sensation	n/a	632	100,0	1	0,2	0,2	625	100,0	0	0,0			*	Quasi-complete separation of data points detected.					*	WARNING: The relative Hessian convergence criterion of 78.977922547 is greater than the limit of 0.0001. The convergence is questionable.				NE	Algorithm converged.	NE	NE	0,3200		NE	NE	Algorithm converged.	NE	NE
Nervous system disorders	Carotid arteriosclerosis	n/a	632	100,0	3	0,5	0,5	625	100,0	0	0,0			*	Quasi-complete separation of data points detected.					*	WARNING: Negative of Hessian not positive definite.				NE	Algorithm converged.	NE	NE	0,0847		NE	NE	Algorithm converged.	NE	NE
Nervous system disorders	Carotid artery occlusion	n/a	632	100,0	0	0,0	0,2	625	100,0	1	0,2			*	Quasi-complete separation of data points detected.					*	WARNING: The relative Hessian convergence criterion of 90.646464276 is greater than the limit of 0.0001. The convergence is questionable.				0,00	Algorithm converged.	0,00	NE	0,3146		NE	>999,99	Algorithm converged.	0,00	NE
Nervous system disorders	Carpal tunnel syndrome	n/a	632	100,0	0	0,0	0,2	625	100,0	1	0,2			*	Quasi-complete separation of data points detected.					*	WARNING: The relative Hessian convergence criterion of 90.646464276 is greater than the limit of 0.0001. The convergence is questionable.				0,00	Algorithm converged.	0,00	NE	0,3146		NE	>999,99	Algorithm converged.	0,00	NE
Nervous system disorders	Cerebral infarction	n/a	632	100,0	1	0,2	0,2	625	100,0	0	0,0			*	Quasi-complete separation of data points detected.					*	WARNING: The relative Hessian convergence criterion of 83.914042706 is greater than the limit of 0.0001. The convergence is questionable.				NE	Algorithm converged.	NE	NE	0,3200		NE	NE	Algorithm converged.	NE	NE
Nervous system disorders	Cerebrovascular accident	n/a	632	100,0	4	0,6	0,6	625	100,0	2	0,3	1,98			Convergence criterion (GCONV=1E-8) satisfied.	0,36	10,87	0,003			Algorithm converged.	-0,004	0,011	1,98	Algorithm converged.	0,36	10,79	0,4211		NE	0,91	Algorithm converged.	0,09	3,75
Nervous system disorders	Cerebrovascular disorder	n/a	632	100,0	1	0,2	0,2	625	100,0	0	0,0			*	Quasi-complete separation of data points detected.					*	WARNING: The relative Hessian convergence criterion of 83.914042706 is greater than the limit of 0.0001. The convergence is questionable.				NE	Algorithm converged.	NE	NE	0,3200		NE	NE	Algorithm converged.	NE	NE
Nervous system disorders	Cervical radiculopathy	n/a	632	100,0	2	0,3	0,3	625	100,0	1	0,2	1,98			Convergence criterion (GCONV=1E-8) satisfied.	0,18	21,90	0,002			Algorithm converged.	-0,004	0,007	1,98	Algorithm converged.	0,18	21,78	0,5699		NE	0,91	Algorithm converged.	0,05	5,56
Nervous system disorders	Dementia Alzheimer's type	n/a	632	100,0	0	0,0	0,2	625	100,0	1	0,2			*	Quasi-complete separation of data points detected.					*	WARNING: The relative Hessian convergence criterion of 90.646464276 is greater than the limit of 0.0001. The convergence is questionable.				0,00	Algorithm converged.	0,00	NE	0,3146		NE	>999,99	Algorithm converged.	0,00	NE
Nervous system disorders	Diabetic neuropathy	n/a	632	100,0	4	0,6	0,6	625	100,0	0	0,0	0,66			Convergence criterion (GCONV=1E-8) satisfied.	0,18	2,34	-0,010			Algorithm converged.	-0,013	0,007	0,66	Algorithm converged.	0,14	2,32	0,5141		NE	1,52	Algorithm converged.	0,43	5,35
Nervous system disorders	Dizziness	n/a	632	100,0	8	1,3	0,6	625	100,0	12	1,9	0,49			Convergence criterion (GCONV=1E-8) satisfied.	0,38	1,31	-0,010			Algorithm converged.	-0,023	0,003	0,49	Algorithm converged.	0,31	1,21	0,1477		NE	1,52	Algorithm converged.	0,25	2,35
Nervous system disorders	Encephalopathy	n/a	632	100,0	0	0,0	0,2	625	100,0	1	0,2			*	Quasi-complete separation of data points detected.					*	WARNING: Negative of Hessian not positive definite.				0,00	Algorithm converged.	0,00	NE	0,1548		NE	>999,99	Algorithm converged.	0,00	NE
Nervous system disorders	Guillain-Barre syndrome	n/a	632	100,0	0	0,0	0,2	625	100,0	1	0,2			*	Quasi-complete separation of data points detected.					*	WARNING: The relative Hessian convergence criterion of 78.977922547 is greater than the limit of 0.0001. The convergence is questionable.				NE	Algorithm converged.	NE	NE	0,3200		NE	NE	Algorithm converged.	NE	NE
Nervous system disorders	Haemorrhagic stroke	n/a	632	100,0	1	0,2	0,2	625	100,0	0	0,0			*	Quasi-complete separation of data points detected.					*	WARNING: The relative Hessian convergence criterion of 83.914042706 is greater than the limit of 0.0001. The convergence is questionable.				NE	Algorithm converged.	NE	NE	0,3200		NE	NE	Algorithm converged.	NE	NE
Nervous system disorders	Head discomfort	n/a	632	100,0	0	0,0	0,2	625	100,0	1	0,2			*	Quasi-complete separation of data points detected.					*	WARNING: The relative Hessian convergence criterion of 90.646464276 is greater than the limit of 0.0001. The convergence is questionable.				0,00	Algorithm converged.	0,00	NE	0,3146		NE	>999,99	Algorithm converged.	0,00	NE
Nervous system disorders	Headache	n/a	632	100,0	109	17,2	625	100,0	81	12,8	1,34				Convergence criterion (GCONV=1E-8) satisfied.	0,72	3,92	0,009			Algorithm converged.	-0,007	0,026	1,73	Algorithm converged.	0,72	3,24	0,2442		NE	0,89	Algorithm converged.	0,31	1,39
Nervous system disorders	Hypertensive encephalopathy	n/a	632	100,0	1	0,2	0,2	625	100,0	0	0,0			*	Quasi-complete separation of data points detected.					*	WARNING: The relative Hessian convergence criterion of 83.914042706 is greater than the limit of 0.0001. The convergence is questionable.				NE	Algorithm converged.	NE	NE	0,3200		NE	NE	Algorithm converged.	NE	NE
Nervous system disorders	Hypoaesthesia	n/a	632	100,0	2	0,3	0,3	625	100,0	3	0,5	0,66			Convergence criterion (GCONV=1E-8) satisfied.	0,11	3,93	-0,002			Algorithm converged.	-0,005	0,005	0,66	Algorithm converged.	0,11	3,83	0,6452		NE	1,52	Algorithm converged.	0,25	6,05
Nervous system disorders	IIIrd nerve paralysis	n/a	632	100,0	0	0,0	0,2	625	100,0	1	0,2			*	Quasi-complete separation of data points detected.					*	WARNING: The relative Hessian convergence criterion of 90.646464276 is greater than the limit of 0.0001. The convergence is questionable.				0,00	Algorithm converged.	0,00	NE	0,3146		NE	>999,99	Algorithm converged.	0,00	NE
Nervous system disorders	Ischaemic stroke	n/a	632	100,0	0	0,0	0,2	625	100,0	1	0,2			*	Quasi-complete separation of data points detected.					*	WARNING: The relative Hessian convergence criterion of 90.646464276 is greater than the limit of 0.0001. The convergence is questionable.				0,00	Algorithm converged.	0,00	NE	0,3146		NE	>999,99	Algorithm converged.	0,00	NE
Nervous system disorders	Lacunar stroke	n/a	632	100,0	1	0,2	0,2	625	100,0	0	0,0			*	Quasi-complete separation of data points detected.					*	WARNING: The relative Hessian convergence criterion of 78.977922547 is greater than the limit of 0.0001. The convergence is questionable.				NE	Algorithm converged.	NE	NE	0,3200		NE	NE	Algorithm converged.	NE	NE
Nervous system disorders	Lethargy	n/a	632	100,0	1	0,2	0,2	625	100,0	0	0,0			*	Quasi-complete separation of data points detected.					*	WARNING: The relative Hessian convergence criterion of 83.914042706 is greater than the limit of 0.0001. The convergence is questionable.				NE	Algorithm converged.	NE	NE	0,3200		NE	NE	Algorithm converged.	NE	NE
Nervous system disorders	Loss of consciousness	n/a	632	100,0	1	0,2	0,2	625	100,0	1	0,2	0,99			Convergence criterion (GCONV=1E-8) satisfied.	0,06	15,84	0,000			Algorithm converged.	-0,004	0,004	0,99	Algorithm converged.	0,06	15,78	0,9937		NE	1,01	Algorithm converged.	0,06	16,13
Nervous system disorders	Lumbar radiculopathy	n/a	632	100,0	3	0,5	0,5	625	100,0	1	0,2	2,98			Convergence criterion (GCONV=1E-8) satisfied.	0,31	28,68	0,003			Algorithm converged.	-0,003	0,009	2,97	Algorithm converged.	0,31	28,44	0,3221		NE	0,94	Algorithm converged.	0,54	5,23
Nervous system disorders	Metabolic encephalopathy	n/a	632	100,0	1	0,2	0,2	625	100,0	3	0,5	0,33			Convergence criterion (GCONV=1E-8) satisfied.	0,03	3,17	-0,003			Algorithm converged.	-0,009	0,003	0,33	Algorithm converged.	0,03	3,16	0,3114		NE	3,03	Algorithm converged.	0,32	29,08
Nervous system disorders	Migraine	n/a	632	100,0	3	0,5	0,5	625	100,0	1	0,2	2,98			Convergence criterion (GCONV=1E-8) satisfied.	0,31	28,68	0,003			Algorithm converged.	-0,003	0,009	2,97	Algorithm converged.	0,31	28,44	0,3221		NE	0,94	Algorithm converged.	0,54	5,23
Nervous system disorders	Monoparesis	n/a	632	100,0	0	0,0	0,2	625	100,0	1	0,2			*	Quasi-complete separation of data points detected.					*	WARNING: The relative Hessian convergence criterion of 90.646464276 is greater than the limit of 0.0001. The convergence is questionable.				0,00	Algorithm converged.	0,00	NE	0,3146		NE	>999,99	Algorithm converged.	0,00	NE
Nervous system disorders	Nerve compression	n/a	632	100,0	1	0,2	0,2	625	100,0	0	0,0			*	Quasi-complete separation of data points detected.					*	WARNING: The relative Hessian convergence criterion of 78.977922547 is greater than the limit of 0.0001. The convergence is questionable.				NE	Algorithm converged.	NE	NE	0,3200		NE	NE	Algorithm converged.	NE	NE
Nervous system disorders	Neuralgia	n/a	632	100,0	0	0,0	0,2	625	100,0	1	0,2			*	Quasi-complete separation of data points detected.					*	WARNING: The relative Hessian convergence criterion of 90.646464276 is greater than the limit of 0.0001. The convergence is questionable.				0,00	Algorithm converged.	0,00	NE	0,3146		NE	>999,99	Algorithm converged.	0,00	NE
Nervous system disorders	Neuropathy peripheral	n/a	632	100,0	4	0,6	0,5	625	100,0	4	0,6	0,74			Convergence criterion (GCONV=1E-8) satisfied.	0,17	3,32	-0,002			Algorithm converged.	-0,010	0,007	0,74	Algorithm converged.	0,17	3,30	0,6938		NE	1,37	Algorithm converged.	0,30	6,00
Nervous system disorders	Paraesthesia	n/a	632	100,0	1	0,2	0,2	625	100,0	1	0,2	0,99			Convergence criterion (GCONV=1E-8) satisfied.	0,06	15,84	0,000			Algorithm converged.	-0,004	0,004	0,99	Algorithm converged.	0,06	15,78	0,9937		NE	1,01	Algorithm converged.	0,06	16,13
Nervous system disorders	Parkinson's disease	n/a	632	100,0	0	0,0	0,2	625	100,0	1	0,2			*	Quasi-complete separation of data points detected.					*	WARNING: The relative Hessian convergence criterion of 90.646464276 is greater than the limit of 0.0001. The convergence is questionable.				0,00	Algorithm converged.	0,00	NE	0,3146		NE	>999,99	Algorithm converged.	0,00	NE
Nervous system disorders	Partial seizures	n/a	632	100,0	1	0,2	0,2	625	100,0	0	0,0			*	Quasi-complete separation of data points detected.					*	WARNING: The relative Hessian convergence criterion of 83.914042706 is greater than the limit of 0.0001. The convergence is questionable.				NE	Algorithm converged.	NE	NE	0,3200		NE	NE	Algorithm converged.	NE	NE
Nervous system disorders	Perineurial cyst	n/a	632	100,0	0	0,0	0,2	625	100,0	1	0,2			*	Quasi-complete separation of data points detected.					*	WARNING: The relative Hessian convergence criterion of 90.646464276 is greater than the limit of 0.0001. The convergence is questionable.				0,00	Algorithm converged.	0,00	NE	0,3146		NE	>999,99	Algorithm converged.	0,00	NE
Nervous system disorders	Peripheral sensory neuropathy	n/a	632	100,0	1	0,2	0,2	625	100,0	0	0,0			*	Quasi-complete separation of data points detected.					*	WARNING: The relative Hessian convergence criterion of 83.914042706 is greater than the limit of 0.0001. The convergence is questionable.				NE	Algorithm converged.	NE	NE	0,3200		NE	NE	Algorithm converged.	NE	NE
Nervous system disorders	Piriformis syndrome	n/a	632	100,0	0	0,0	0,2	625	100,0	1	0,2			*	Quasi-complete separation of data points detected.					*	WARNING: The relative Hessian convergence criterion of 90.646464276 is greater than the limit of 0.0001. The convergence is questionable.				0,00	Algorithm converged.	0,00	NE	0,3146		NE	>999,99	Algorithm converged.	0,00	NE
Nervous system disorders	Polyneuropathy	n/a	632	100,0	0	0,0	0,2	625	100,0	1	0,2			*	Quasi-complete separation of data points detected.					*	WARNING: The relative Hessian convergence criterion of 90.646464276 is greater than the limit of 0.0001. The convergence is questionable.				0,00	Algorithm converged.	0,00	NE	0,3146		NE	>999,99	Algorithm converged.	0,00	NE
Nervous system disorders	Post stroke epilepsy	n/a	632	100,0	0	0,0	0,2	625	100,0	1	0,2			*	Quasi-complete separation of data points detected.					*	WARNING: The relative Hessian convergence criterion of 90.646464276 is greater than the limit of 0.0001. The convergence is questionable.				0,00	Algorithm converged.	0,00	NE	0,3146		NE	>999,99	Algorithm converged.	0,00	NE
Nervous system disorders	Presyncope	n/a	632	100,0	3	0,5	0,5	625	100,0	3	0,5			*	Quasi-complete separation of data points detected.					*	ERROR: The mean parameter is either invalid or at a limit of its range for some observations.				NE	Algorithm converged.	NE	NE	0,1595		NE	NE	Algorithm converged.	NE	NE
Nervous system disorders	Restless legs syndrome	n/a	632	100,0	2	0,3	0,3	625	100,0	0	0,0			*	Quasi-complete separation of data points detected.					*	ERROR: The mean parameter is either invalid or at a limit of its range for some observations.				NE	Algorithm converged.	NE	NE	0,1595		NE	NE	Algorithm converged.	NE	NE
Nervous system disorders	Sensation	n/a	632	100,0	4	0,6	0,6	625	100,0	2	0,3	2,99			Convergence criterion (GCONV=1E-8) satisfied.	0,60	14,83	0,000			Algorithm converged.	-0,002	0,035	2,97	Algorithm converged.	0,42	14,64	0,1468		NE	0,94	Algorithm converged.	0,27	2,66
Nervous system disorders	Seizure	n/a	632	100,0	1	0,2	0,2	625	100,0	1	0,2	0,99			Convergence criterion (GCONV=1E-8) satisfied.	0,06	15,84	0,000			Algorithm converged.	-0,004	0,004	0,99	Algorithm converged.	0,06	15,78	0,9937		NE	1,01	Algorithm converged.	0,06	16,13
Nervous system disorders	Sinus headache	n/a	632	100,0	1	0,2	0,2	625	100,0	0	0,0			*	Quasi-complete separation of data points detected.					*	WARNING: The relative Hessian convergence criterion of 78.977922547 is greater than the limit of 0.0001. The convergence is questionable.				NE	Algorithm converged.	NE	NE	0,3200		NE	NE	Algorithm converged.	NE	NE
Nervous system disorders	Spinal cord compression	n/a	632	100,0	0	0,0	0,2	625	100,0	1	0,2			*	Quasi-complete separation of data points detected.					*	WARNING: The relative Hessian convergence criterion of 90.646464276 is greater than the limit of 0.0001. The convergence is questionable.				0,00	Algorithm converged.	0,00	NE	0,3146		NE	>999,99	Algorithm converged.	0,00	NE
Nervous system disorders	Syncope	n/a	632	100,0	4	0,6	0,5	625	100,0	5	0,8	1,32			Convergence criterion (GCONV=1E-8) satisfied.	0,30	5,93	0,002			Algorithm converged.	-0,007	0,010	1,32	Algorithm converged.	0,30	5,87	0,7158		NE	0,78	Algorithm converged.	0,17	1,37
Nervous system disorders	Thoracic radiculopathy	n/a	632	100,0	1	0,2	0,2	625	100,0	0	0,0			*	Quasi-complete separation of data points detected.					*	WARNING: The relative Hessian convergence criterion of 83.914042706 is greater than the limit of 0.0001. The convergence is questionable.				NE	Algorithm converged.	NE	NE	0,3200		NE	NE	Algorithm converged.	NE	NE
Nervous system disorders	Transient ischaemic attack	n/a	632	100,0	2	0,3	0,3	625	100,0	1	0,2	1,98			Convergence criterion (GCONV=1E-8) satisfied.	0,18	21,90	0,002			Algorithm converged.	-0,004	0,007	1,98	Algorithm converged.	0,18	21,78	0,5699		NE	0,91	Algorithm converged.	0,05	5,56
Nervous system disorders	Vertigo CNS origin	n/a	632	100,0	1	0,2	0,2	625	100,0	0	0,0			*	Quasi-complete separation of data points detected.					*	WARNING: The relative Hessian conv

| | | |

| | | |

POPULATION: Safety-Evaluable Population B vs. C
ENDPOINT: Any AEs through Week 56
MODEL: Unstratified analysis
STUDY: GR40349 & GR40398
Dichotomous Analysis by Subgroups (Safety)

Study

			Faricimab (PTI) (N=632)				Aflibercept (N=625)				Faricimab (PTI) vs. Aflibercept																	Aflibercept vs. Faricimab (PTI)				
			Patients		Patients with Event		Patients		Patients with Event		Odds Ratio					Absolute Risk Difference					Relative Risk							Relative Risk				
MedDRA System Organ Class	MedDRA Preferred Term	Level	n	%	n	%	n	%	n	%	Odds Ratio		Convergence Reason	95% Lower CL	95% Upper CL	Absolute Risk		Convergence Reason	95% Lower CL	95% Upper CL	Relative Risk		Convergence Reason	95% Lower CL	95% Upper CL	p-value (Cochran-Mantel-Haenszel)	Interaction Test p-value (likelihood ratio)	Relative Risk		Convergence Reason	95% Lower CL	95% Upper CL
** NOT CODED **		Rhine	319	50,5	0	0,0	314	50,2	0	0,0	NE			NE	NE	NE		NE	NE	NE	NE		NE	NE	NE	NE	NE	NE		NE	NE	NE
** NOT CODED **		Yosemite	313	49,5	0	0,0	311	49,8	1	0,3		*	Quasi-complete separation of data points detected.				*	ERROR: The mean parameter is either invalid or at a limit of its range for some observations.			0,00		Algorithm converged.	0,00	NE	0,3158		>999.99		Algorithm converged.	0,00	NE
** NOT CODED **	UNCODED	Rhine	319	50,5	0	0,0	314	50,2	0	0,0	NE			NE	NE	NE		NE	NE	NE	NE		NE	NE	NE	NE	NE	NE		NE	NE	NE
** NOT CODED **	UNCODED	Yosemite	313	49,5	0	0,0	311	49,8	1	0,3		*	Quasi-complete separation of data points detected.				*	ERROR: The mean parameter is either invalid or at a limit of its range for some observations.			0,00		Algorithm converged.	0,00	NE	0,3158		>999.99		Algorithm converged.	0,00	NE
Blood and lymphatic system disorders		Rhine	319	50,5	9	2,8	314	50,2	12	3,8	0,73		Convergence criterion (GCONV=1E-8) satisfied.	0,30	1,76	-0,010		Algorithm converged.	-0,038	0,018	0,74		Algorithm converged.	0,32	1,73	0,4826	0,7331	1,35		Algorithm converged.	0,58	3,17
Blood and lymphatic system disorders		Yosemite	313	49,5	11	3,5	311	49,8	18	5,8	0,59		Convergence criterion (GCONV=1E-8) satisfied.	0,28	1,28	-0,023		Algorithm converged.	-0,056	0,010	0,61		Algorithm converged.	0,29	1,26	0,1777		1,65		Algorithm converged.	0,79	3,43
Blood and lymphatic system disorders	Anaemia	Rhine	319	50,5	4	1,3	314	50,2	10	3,2	0,39		Convergence criterion (GCONV=1E-8) satisfied.	0,12	1,24	-0,019		Algorithm converged.	-0,042	0,004	0,39		Algorithm converged.	0,12	1,24	0,0989	0,2784	2,54		Algorithm converged.	0,80	8,01
Blood and lymphatic system disorders	Anaemia	Yosemite	313	49,5	8	2,6	311	49,8	9	2,9	0,88		Convergence criterion (GCONV=1E-8) satisfied.	0,34	2,31	-0,003		Algorithm converged.	-0,029	0,022	0,88		Algorithm converged.	0,35	2,26	0,7956		1,13		Algorithm converged.	0,44	2,90
Blood and lymphatic system disorders	Anaemia megaloblastic	Rhine	319	50,5	1	0,3	314	50,2	0	0,0		*	Quasi-complete separation of data points detected.				*	WARNING: Negative of Hessian not positive definite.			NE		Algorithm converged.	NE	NE	0,3211	NE	NE		Algorithm converged.	NE	NE
Blood and lymphatic system disorders	Anaemia megaloblastic	Yosemite	313	49,5	0	0,0	311	49,8	0	0,0	NE			NE	NE	NE		NE	NE	NE	NE		NE	NE	NE	NE		NE		NE	NE	NE
Blood and lymphatic system disorders	Anaemia of chronic disease	Rhine	319	50,5	0	0,0	314	50,2	0	0,0	NE			NE	NE	NE		NE	NE	NE	NE		NE	NE	NE	NE	1,0000	NE		NE	NE	NE
Blood and lymphatic system disorders	Anaemia of chronic disease	Yosemite	313	49,5	1	0,3	311	49,8	1	0,3	0,99		Convergence criterion (GCONV=1E-8) satisfied.	0,06	15,96	0,000		Algorithm converged.	-0,009	0,009	0,99		Algorithm converged.	0,06	15,81	0,9964		1,01		Algorithm converged.	0,06	16,02
Blood and lymphatic system disorders	Iron deficiency anaemia	Rhine	319	50,5	1	0,3	314	50,2	0	0,0		*	Quasi-complete separation of data points detected.				*	WARNING: The relative Hessian convergence criterion of 46.424829332 is greater than the limit of 0.0001. The convergence is questionable.			NE		Algorithm converged.	NE	NE	0,3211	0,1358	NE		Algorithm converged.	NE	NE
Blood and lymphatic system disorders	Iron deficiency anaemia	Yosemite	313	49,5	1	0,3	311	49,8	3	1,0	0,33		Convergence criterion (GCONV=1E-8) satisfied.	0,03	3,18	-0,006		Algorithm converged.	-0,019	0,006	0,33		Algorithm converged.	0,03	3,17	0,3130		3,02		Algorithm converged.	0,32	28,87
Blood and lymphatic system disorders	Leukocytosis	Rhine	319	50,5	2	0,6	314	50,2	0	0,0		*	Quasi-complete separation of data points detected.				*	WARNING: Negative of Hessian not positive definite.			NE		Algorithm converged.	NE	NE	0,1603	0,0509	NE		Algorithm converged.	NE	NE
Blood and lymphatic system disorders	Leukocytosis	Yosemite	313	49,5	0	0,0	311	49,8	1	0,3		*	Quasi-complete separation of data points detected.				*	ERROR: The mean parameter is either invalid or at a limit of its range for some observations.			0,00		Algorithm converged.	0,00	NE	0,3158		>999.99		Algorithm converged.	0,00	NE
Blood and lymphatic system disorders	Lymphadenitis	Rhine	319	50,5	0	0,0	314	50,2	1	0,3		*	Quasi-complete separation of data points detected.				*	ERROR: The mean parameter is either invalid or at a limit of its range for some observations.			0,00		Algorithm converged.	0,00	NE	0,3135	NE	>999.99		Algorithm converged.	0,00	NE
Blood and lymphatic system disorders	Lymphadenitis	Yosemite	313	49,5	0	0,0	311	49,8	0	0,0	NE			NE	NE	NE		NE	NE	NE	NE		NE	NE	NE	NE		NE		NE	NE	NE
Blood and lymphatic system disorders	Microcytic anaemia	Rhine	319	50,5	1	0,3	314	50,2	1	0,3	0,98		Convergence criterion (GCONV=1E-8) satisfied.	0,06	15,80	0,000		Algorithm converged.	-0,009	0,009	0,98		Algorithm converged.	0,06	15,67	0,9911	1,0000	1,02		Algorithm converged.	0,06	16,17
Blood and lymphatic system disorders	Microcytic anaemia	Yosemite	313	49,5	0	0,0	311	49,8	0	0,0	NE			NE	NE	NE		NE	NE	NE	NE		NE	NE	NE	NE		NE		NE	NE	NE
Blood and lymphatic system disorders	Nephrogenic anaemia	Rhine	319	50,5	0	0,0	314	50,2	0	0,0	NE			NE	NE	NE		NE	NE	NE	NE		NE	NE	NE	NE	NE	NE		NE	NE	NE
Blood and lymphatic system disorders	Nephrogenic anaemia	Yosemite	313	49,5	0	0,0	311	49,8	3	1,0		*	Quasi-complete separation of data points detected.				*	ERROR: The mean parameter is either invalid or at a limit of its range for some observations.			0,00		Algorithm converged.	0,00	NE	0,0818		>999.99		Algorithm converged.	0,00	NE
Blood and lymphatic system disorders	Neutrophilia	Rhine	319	50,5	0	0,0	314	50,2	0	0,0	NE			NE	NE	NE		NE	NE	NE	NE		NE	NE	NE	NE	NE	NE		NE	NE	NE
Blood and lymphatic system disorders	Neutrophilia	Yosemite	313	49,5	0	0,0	311	49,8	1	0,3		*	Quasi-complete separation of data points detected.				*	ERROR: The mean parameter is either invalid or at a limit of its range for some observations.			0,00		Algorithm converged.	0,00	NE	0,3158		>999.99		Algorithm converged.	0,00	NE
Blood and lymphatic system disorders	Thrombocytopenia	Rhine	319	50,5	0	0,0	314	50,2	1	0,3		*	Quasi-complete separation of data points detected.				*	ERROR: The mean parameter is either invalid or at a limit of its range for some observations.			0,00		Algorithm converged.	0,00	NE	0,3135	0,0951	>999.99		Algorithm converged.	0,00	NE
Blood and lymphatic system disorders	Thrombocytopenia	Yosemite	313	49,5	1	0,3	311	49,8	0	0,0		*	Quasi-complete separation of data points detected.				*	WARNING: Negative of Hessian not positive definite.			NE		Algorithm converged.	NE	NE	0,3189		NE		Algorithm converged.	NE	NE
Cardiac disorders		Rhine	319	50,5	21	6,6	314	50,2	16	5,1	1,31		Convergence criterion (GCONV=1E-8) satisfied.	0,67	2,56	0,015		Algorithm converged.	-0,022	0,051	1,29		Algorithm converged.	0,69	2,43	0,4254	0,5938	0,77		Algorithm converged.	0,41	1,46
Cardiac disorders		Yosemite	313	49,5	26	8,3	311	49,8	25	8,0	1,04		Convergence criterion (GCONV=1E-8) satisfied.	0,58	1,84	0,003		Algorithm converged.	-0,040	0,046	1,03		Algorithm converged.	0,61	1,75	0,9028		0,97		Algorithm converged.	0,57	1,64
Cardiac disorders	Acute coronary syndrome	Rhine	319	50,5	1	0,3	314	50,2	0	0,0		*	Quasi-complete separation of data points detected.				*	WARNING: The relative Hessian convergence criterion of 49.519817954 is greater than the limit of 0.0001. The convergence is questionable.			NE		Algorithm converged.	NE	NE	0,3211	NE	NE		Algorithm converged.	NE	NE
Cardiac disorders	Acute coronary syndrome	Yosemite	313	49,5	0	0,0	311	49,8	0	0,0	NE			NE	NE	NE		NE	NE	NE	NE		NE	NE	NE	NE		NE		NE	NE	NE
Cardiac disorders	Acute left ventricular failure	Rhine	319	50,5	0	0,0	314	50,2	0	0,0	NE			NE	NE	NE		NE	NE	NE	NE		NE	NE	NE	NE	1,0000	NE		NE	NE	NE
Cardiac disorders	Acute left ventricular failure	Yosemite	313	49,5	1	0,3	311	49,8	2	0,6	0,50		Convergence criterion (GCONV=1E-8) satisfied.	0,04	5,49	-0,003		Algorithm converged.	-0,014	0,008	0,50		Algorithm converged.	0,05	5,45	0,5593		2,01		Algorithm converged.	0,18	22,08
Cardiac disorders	Acute myocardial infarction	Rhine	319	50,5	1	0,3	314	50,2	2	0,6	0,49		Convergence criterion (GCONV=1E-8) satisfied.	0,04	5,44	-0,003		Algorithm converged.	-0,014	0,007	0,49		Algorithm converged.	0,04	5,40	0,5539	0,9950	2,03		Algorithm converged.	0,19	22,29
Cardiac disorders	Acute myocardial infarction	Yosemite	313	49,5	2	0,6	311	49,8	4	1,3	0,49		Convergence criterion (GCONV=1E-8) satisfied.	0,09	2,71	-0,006		Algorithm converged.	-0,022	0,009	0,50		Algorithm converged.	0,09	2,69	0,4079		2,01		Algorithm converged.	0,37	10,91
Cardiac disorders	Angina pectoris	Rhine	319	50,5	3	0,9	314	50,2	2	0,6	1,48		Convergence criterion (GCONV=1E-8) satisfied.	0,25	8,92	0,003		Algorithm converged.	-0,011	0,017	1,48		Algorithm converged.	0,25	8,78	0,6665	0,4645	0,68		Algorithm converged.	0,11	4,03
Cardiac disorders	Angina pectoris	Yosemite	313	49,5	1	0,3	311	49,8	2	0,6	0,50		Convergence criterion (GCONV=1E-8) satisfied.	0,04	5,49	-0,003		Algorithm converged.	-0,014	0,008	0,50		Algorithm converged.	0,05	5,45	0,5593		2,01		Algorithm converged.	0,18	22,08
Cardiac disorders	Angina unstable	Rhine	319	50,5	1	0,3	314	50,2	0	0,0		*	Quasi-complete separation of data points detected.				*	WARNING: The relative Hessian convergence criterion of 49.519817954 is greater than the limit of 0.0001. The convergence is questionable.			NE		Algorithm converged.	NE	NE	0,3211	NE	NE		Algorithm converged.	NE	NE
Cardiac disorders	Angina unstable	Yosemite	313	49,5	0	0,0	311	49,8	0	0,0	NE			NE	NE	NE		NE	NE	NE	NE		NE	NE	NE	NE		NE		NE	NE	NE
Cardiac disorders	Aortic valve stenosis	Rhine	319	50,5	1	0,3	314	50,2	0	0,0		*	Quasi-complete separation of data points detected.				*	WARNING: The relative Hessian convergence criterion of 46.424829332 is greater than the limit of 0.0001. The convergence is questionable.			NE		Algorithm converged.	NE	NE	0,3211	NE	NE		Algorithm converged.	NE	NE
Cardiac disorders	Aortic valve stenosis	Yosemite	313	49,5	0	0,0	311	49,8	0	0,0	NE			NE	NE	NE		NE	NE	NE	NE		NE	NE	NE	NE		NE		NE	NE	NE
Cardiac disorders	Arrhythmia	Rhine	319	50,5	1	0,3	314	50,2	0	0,0		*	Quasi-complete separation of data points detected.				*	WARNING: The relative Hessian convergence criterion of 46.424829332 is greater than the limit of 0.0001. The convergence is questionable.			NE		Algorithm converged.	NE	NE	0,3211	1,0000	NE		Algorithm converged.	NE	NE
Cardiac disorders	Arrhythmia	Yosemite	313	49,5	2	0,6	311	49,8	0	0,0		*	Quasi-complete separation of data points detected.				*	WARNING: Negative of Hessian not positive definite.			NE		Algorithm converged.	NE	NE	0,1583		NE		Algorithm converged.	NE	NE
Cardiac disorders	Arteriosclerosis coronary artery	Rhine	319	50,5	1	0,3	314	50,2	1	0,3	0,98		Convergence criterion (GCONV=1E-8) satisfied.	0,06	15,80	0,000		Algorithm converged.	-0,009	0,009	0,98		Algorithm converged.	0,06	15,67	0,9911	0,3045	1,02		Algorithm converged.	0,06	16,17
Cardiac disorders	Arteriosclerosis coronary artery	Yosemite	313	49,5	1	0,3	311	49,8	0	0,0		*	Quasi-complete separation of data points detected.				*	WARNING: Negative of Hessian not positive definite.			NE		Algorithm converged.	NE	NE	0,3189		NE		Algorithm converged.	NE	NE
Cardiac disorders	Atrial fibrillation	Rhine	319	50,5	2	0,6	314	50,2	2	0,6	0,98		Convergence criterion (GCONV=1E-8) satisfied.	0,14	7,03	0,000		Algorithm converged.	-0,012	0,012	0,98		Algorithm converged.	0,14	6,94	0,9874	0,5924	1,02		Algorithm converged.	0,14	7,17
Cardiac disorders	Atrial fibrillation	Yosemite	313	49,5	4	1,3	311	49,8	2	0,6	2,00		Convergence criterion (GCONV=1E-8) satisfied.	0,36	11,00	0,006		Algorithm converged.	-0,009	0,022	1,99		Algorithm converged.	0,37	10,77	0,4168		0,50		Algorithm converged.	0,09	2,73
Cardiac disorders	Atrioventricular block complete	Rhine	319	50,5	0	0,0	314	50,2	0	0,0	NE			NE	NE	NE		NE	NE	NE	NE		NE	NE	NE	NE	NE	NE		NE	NE	NE
Cardiac disorders	Atrioventricular block complete	Yosemite	313	49,5	1	0,3	311	49,8	0	0,0		*	Quasi-complete separation of data points detected.				*	WARNING: The relative Hessian convergence criterion of 49.184997554 is greater than the limit of 0.0001. The convergence is questionable.			NE		Algorithm converged.	NE	NE	0,3189		NE		Algorithm converged.	NE	NE
Cardiac disorders	Bradycardia	Rhine	319	50,5	0	0,0	314	50,2	0	0,0	NE			NE	NE	NE		NE	NE	NE	NE		NE	NE	NE	NE	NE	NE		NE	NE	NE
Cardiac disorders	Bradycardia	Yosemite	313	49,5	2	0,6	311	49,8	0	0,0		*	Quasi-complete separation of data points detected.				*	WARNING: Negative of Hessian not positive definite.			NE		Algorithm converged.	NE	NE	0,1583		NE		Algorithm converged.	NE	NE
Cardiac disorders	Bundle branch block right	Rhine	319	50,5	1	0,3	314	50,2	0	0,0		*	Quasi-complete separation of data points detected.				*	WARNING: The relative Hessian convergence criterion of 49.519817954 is greater than the limit of 0.0001. The convergence is questionable.			NE		Algorithm converged.	NE	NE	0,3211	NE	NE		Algorithm converged.	NE	NE
Cardiac disorders	Bundle branch block right	Yosemite	313	49,5	0	0,0	311	49,8	0	0,0	NE			NE	NE	NE		NE	NE	NE	NE		NE	NE	NE	NE		NE		NE	NE	NE
Cardiac disorders	Cardiac arrest	Rhine	319	50,5	1	0,3	314	50,2	1	0,3	0,98		Convergence criterion (GCONV=1E-8) satisfied.	0,06	15,80	0,000		Algorithm converged.	-0,009	0,009	0,98		Algorithm converged.	0,06	15,67	0,9911	1,0000	1,02		Algorithm converged.	0,06	16,17
Cardiac disorders	Cardiac arrest	Yosemite	313	49,5	0	0,0	311	49,8	0	0,0	NE			NE	NE	NE		NE	NE	NE	NE		NE	NE	NE	NE		NE		NE	NE	NE
Cardiac disorders	Cardiac failure	Rhine	319	50,5	2	0,6	314	50,2	4	1,3	0,49		Convergence criterion (GCONV=1E-8) satisfied.	0,09	2,69	-0,006		Algorithm converged.	-0,022	0,009	0,49		Algorithm converged.	0,09	2,67	0,4014	0,1849	2,03		Algorithm converged.	0,37	11,01
Cardiac disorders	Cardiac failure	Yosemite	313	49,5	3	1,0	311	49,8	1	0,3	3,00		Convergence criterion (GCONV=1E-8) satisfied.	0,31	28,99	0,006		Algorithm converged.	-0,006	0,019	2,98		Algorithm converged.	0,31	28,50	0,3193		0,34		Algorithm converged.	0,04	3,21
Cardiac disorders	Cardiac failure acute	Rhine	319	50,5	0	0,0	314	50,2	1	0,3		*	Quasi-complete separation of data points detected.				*	ERROR: The mean parameter is either invalid or at a limit of its range for some observations.			0,00		Algorithm converged.	0,00	NE	0,3135	NE	>999.99		Algorithm converged.	0,00	NE
Cardiac disorders	Cardiac failure acute	Yosemite	313	49,5	0	0,0	311	49,8	0	0,0	NE			NE	NE	NE		NE	NE	NE	NE		NE	NE	NE	NE		NE		NE	NE	NE
Cardiac disorders	Cardiac failure chronic	Rhine	319	50,5	0	0,0	314	50,2	0	0,0	NE			NE	NE	NE		NE	NE	NE	NE		NE	NE	NE	NE	NE	NE		NE	NE	NE
Cardiac disorders	Cardiac failure chronic	Yosemite	313	49,5	2	0,6	311	49,8	0	0,0		*	Quasi-complete separation of data points detected.				*	WARNING: Negative of Hessian not positive definite.			NE		Algorithm converged.	NE	NE	0,1583		NE		Algorithm converged.	NE	NE
Cardiac disorders	Cardiac failure congestive	Rhine	319	50,5	4	1,3	314	50,2	2	0,6	1,98		Convergence criterion (GCONV=1E-8) satisfied.	0,36	10,89	0,006		Algorithm converged.	-0,009	0,021	1,97		Algorithm converged.	0,36	10,67	0,4235	0,0092	0,51		Algorithm converged.	0,09	2,75
Cardiac disorders	Cardiac failure congestive	Yosemite	313	49,5	0	0,0	311	49,8	5	1,6		*	Quasi-complete separation of data points detected.				*	ERROR: The mean parameter is either invalid or at a limit of its range for some observations.			0,00		Algorithm converged.	0,00	NE	0,0244		>999.99		Algorithm converged.	0,00	NE
Cardiac disorders	Cardiomegaly	Rhine	319	50,5	1	0,3	314	50,2	0	0,0		*	Quasi-complete separation of data points detected.				*	WARNING: The relative Hessian convergence criterion of 49.519817954 is greater than the limit of 0.0001. The convergence is questionable.			NE		Algorithm converged.	NE	NE	0,3211	0,0509	NE		Algorithm converged.	NE	NE
Cardiac disorders	Cardiomegaly	Yosemite	313	49,5	0	0,0	311	49,8	2	0,6		*	Quasi-complete separation of data points detected.				*	ERROR: The mean parameter is either invalid or at a limit of its range for some observations.			0,00		Algorithm converged.	0,00	NE	0,1556		>999.99		Algorithm converged.	0,00	NE
Cardiac disorders	Cardiomyopathy	Rhine	319	50,5	0	0,0	314	50,2	0	0,0	NE			NE	NE	NE		NE	NE	NE	NE		NE	NE	NE	NE	NE	NE		NE	NE	NE
Cardiac disorders	Cardiomyopathy	Yosemite	313	49,5	2	0,6	311	49,8	0	0,0		*	Quasi-complete separation of data points detected.				*	WARNING: Negative of Hessian not positive definite.			NE		Algorithm converged.	NE	NE	0,1583		NE		Algorithm converged.	NE	NE
Cardiac disorders	Cardiovascular disorder	Rhine	319	50,5	0	0,0	314	50,2	0	0,0	NE			NE	NE	NE		NE	NE	NE	NE		NE	NE	NE	NE	NE	NE		NE	NE	NE
Cardiac disorders	Cardiovascular disorder	Yosemite	313	49,5	1	0,3	311	49,8	0	0,0		*	Quasi-complete separation of data points detected.				*	WARNING: Negative of Hessian not positive definite.			NE		Algorithm converged.	NE	NE	0,3189		NE		Algorithm converged.	NE	NE
Cardiac disorders	Cardiovascular insufficiency	Rhine	319	50,5	0	0,0	314	50,2	0	0,0	NE			NE	NE	NE		NE	NE	NE	NE		NE	NE	NE	NE	NE	NE		NE	NE	NE
Cardiac disorders	Cardiovascular insufficiency	Yosemite	313	49,5	1	0,3	311	49,8	0	0,0		*	Quasi-complete separation of data points detected.				*	WARNING: Negative of Hessian not positive definite.			NE		Algorithm converged.	NE	NE	0,3189		NE		Algorithm converged.	NE	NE
Cardiac disorders	Chronic left ventricular failure	Rhine	319	50,5	0	0,0	314	50,2	0	0,0	NE			NE	NE	NE		NE	NE	NE	NE		NE	NE	NE	NE	NE	NE		NE	NE	NE
Cardiac disorders	Chronic left ventricular failure	Yosemite	313	49,5	1	0,3	311	49,8	0	0,0		*	Quasi-complete separation of data points detected.				*	WARNING: Negative of Hessian not positive definite.			NE		Algorithm converged.	NE	NE	0,3189		NE		Algorithm converged.	NE	NE
Cardiac disorders	Congestive cardiomyopathy	Rhine	319	50,5	0	0,0	314	50,2	1	0,3		*	Quasi-complete separation of data points detected.				*	ERROR: The mean parameter is either invalid or at a limit of its range for some observations.			0,00		Algorithm converged.	0,00	NE	0,3135	NE	>999.99		Algorithm converged.	0,00	NE
Cardiac disorders	Congestive cardiomyopathy	Yosemite	313	49,5	0	0,0	311	49,8	0	0,0	NE			NE	NE	NE		NE	NE	NE	NE		NE	NE	NE	NE		NE		NE	NE	NE
Cardiac disorders	Coronary artery disease	Rhine	319	50,5	4	1,3	314	50,2	1	0,3	3,97		Convergence criterion (GCONV=1E-8) satisfied.	0,44	35,76	0,009		Algorithm converged.	-0,004	0,023	3,94		Algorithm converged.	0,44	35,03	0,1841	0,5010	0,25		Algorithm converged.	0,03	2,26
Cardiac disorders	Coronary artery disease	Yosemite	313	49,5	5	1,6	311	49,8	3	1,0	1,67		Convergence criterion (GCONV=1E-8) satisfied.	0,39	7,03	0,006		Algorithm converged.	-0,011	0,024	1,66		Algorithm converged.	0,40	6,87	0,4827		0,60		Algorithm converged.	0,15	2,51
Cardiac disorders	Coronary artery occlusion	Rhine	319	50,5	0	0,0	314	50,2	0	0,0	NE			NE	NE	NE		NE	NE	NE	NE		NE	NE	NE	NE	NE	NE		NE	NE	NE
Cardiac disorders	Coronary artery occlusion	Yosemite	313	49,5	0	0,0	311	49,8	1	0,3		*	Quasi-complete separation of data points detected.				*	ERROR: The mean parameter is either invalid or at a limit of its range for some observations.			0,00		Algorithm converged.	0,00	NE	0,3158		>999.99		Algorithm converged.	0,00	NE
Cardiac disorders	Coronary artery stenosis	Rhine	319	50,5	0	0,0	314	50,2	0	0,0	NE			NE	NE	NE		NE	NE	NE	NE		NE	NE	NE	NE	NE	NE		NE	NE	NE
Cardiac disorders	Coronary artery stenosis	Yosemite	313	49,5	0	0,0	311	49,8	1	0,3		*	Quasi-complete separation of data points detected.				*	ERROR: The mean parameter is either invalid or at a limit of its range for some observations.			0,00		Algorithm converged.	0,00	NE	0,3158		>999.99		Algorithm converged.	0,00	NE
Cardiac disorders	Hypertensive heart disease	Rhine	319	50,5	0	0,0	314	50,2	0	0,0	NE			NE	NE	NE		NE	NE	NE	NE		NE	NE	NE	NE	NE	NE		NE	NE	NE
Cardiac disorders	Hypertensive heart disease	Yosemite	313	49,5	1	0,3	311	49,8	0	0,0		*	Quasi-complete separation of data points detected.				*	WARNING: Negative of Hessian not positive definite.			NE		Algorithm converged.	NE	NE	0,3189		NE		Algorithm converged.	NE	NE
Cardiac disorders	Ischaemic cardiomyopathy	Rhine	319	50,5	3	0,9	314	50,2	0	0,0		*	Quasi-complete separation of data points detected.				*	WARNING: Negative of Hessian not positive definite.			NE		Algorithm converged.	NE	NE	0,0852	1,0000	NE		Algorithm converged.	NE	NE
Cardiac disorders	Ischaemic cardiomyopathy	Yosemite	313	49,5	1	0,3	311	49,8	0	0,0		*	Quasi-complete separation of data points detected.				*	WARNING: Negative of Hessian not positive definite.			NE		Algorithm converged.	NE	NE	0,3189		NE		Algorithm converged.	NE	NE
Cardiac disorders	Left ventricular failure	Rhine	319	50,5	0	0,0	314	50,2	0	0,0	NE			NE	NE	NE		NE	NE	NE	NE		NE	NE	NE	NE	NE	NE		NE	NE	NE
Cardiac disorders	Left ventricular failure	Yosemite	313	49,5	1	0,3	311	49,8	0	0,0		*	Quasi-complete separation of data points detected.				*	WARNING: Negative of Hessian not positive definite.			NE		Algorithm converged.	NE	NE	0,3189		NE		Algorithm converged.	NE	NE
Cardiac disorders	Left ventricular hypertrophy	Rhine	319	50,5	1	0,3	314	50,2	0	0,0		*	Quasi-complete separation of data points detected.				*	WARNING: The relative Hessian convergence criterion of 49.519817954 is greater than the limit of 0.0001. The convergence is questionable.			NE		Algorithm converged.	NE	NE	0,3211	NE	NE		Algorithm converged.	NE	NE
Cardiac disorders	Left ventricular hypertrophy	Yosemite	313	49,5	0	0,0	311	49,8	0	0,0	NE			NE	NE	NE		NE	NE	NE	NE		NE	NE	NE	NE		NE		NE	NE	NE

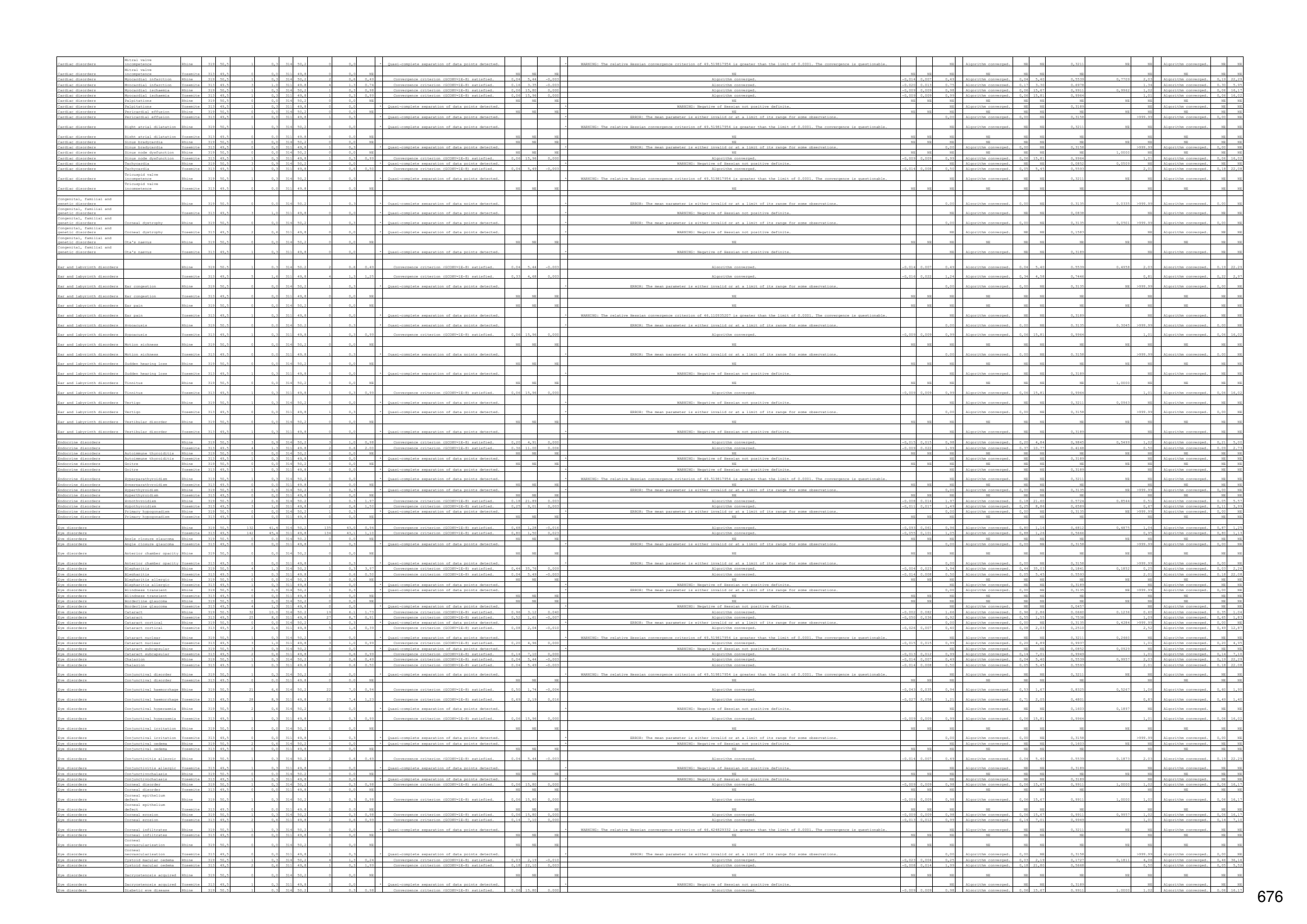

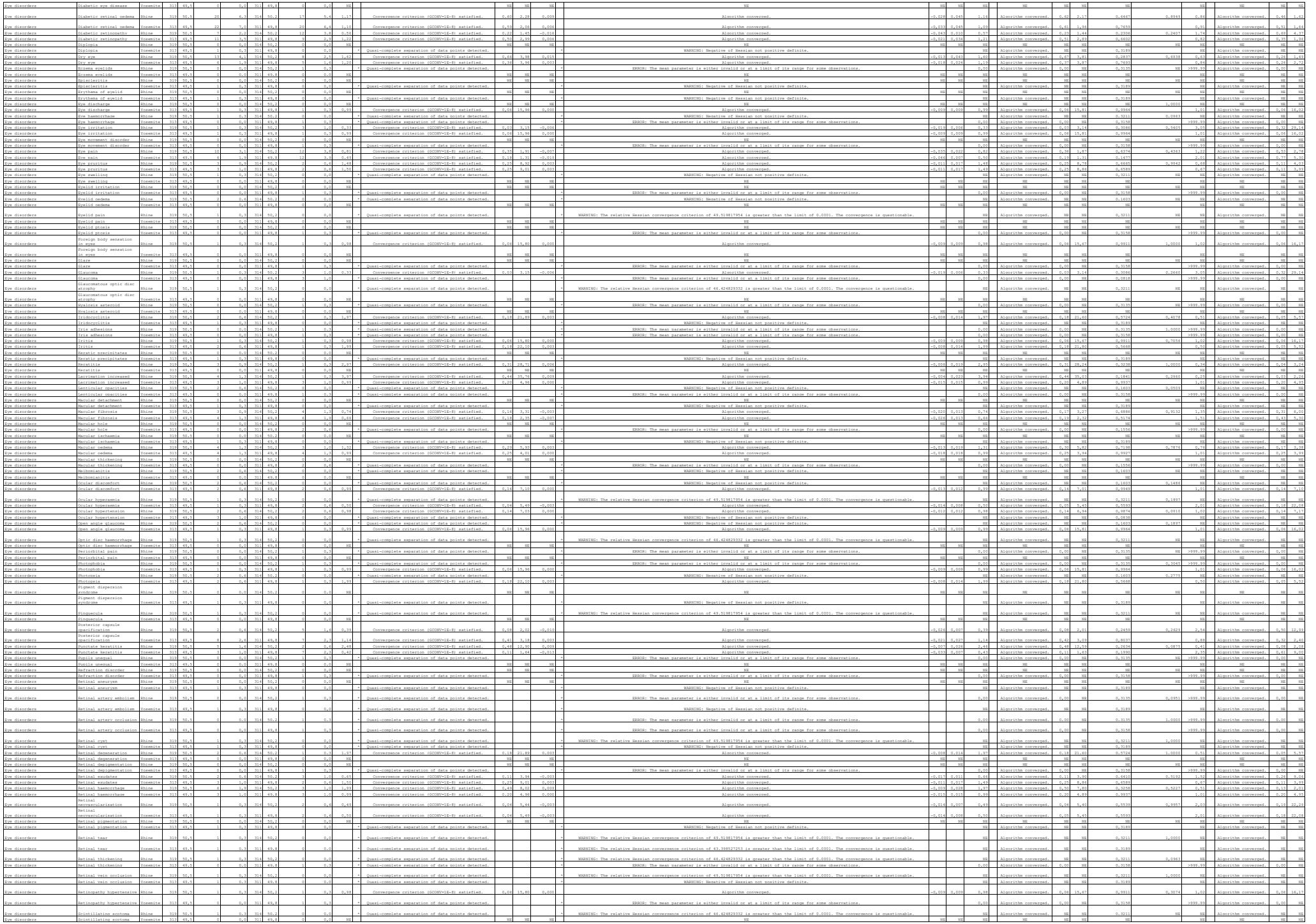

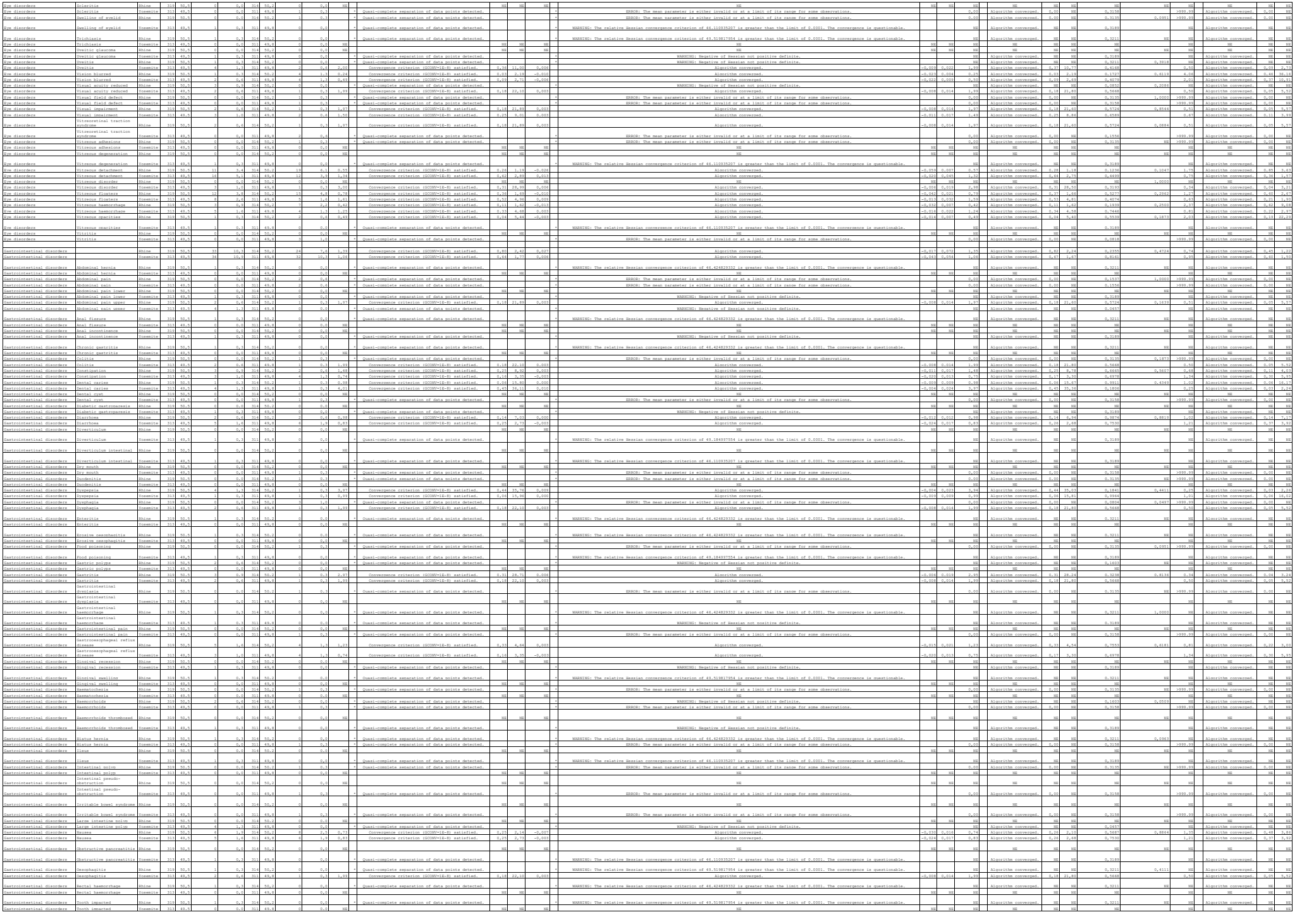

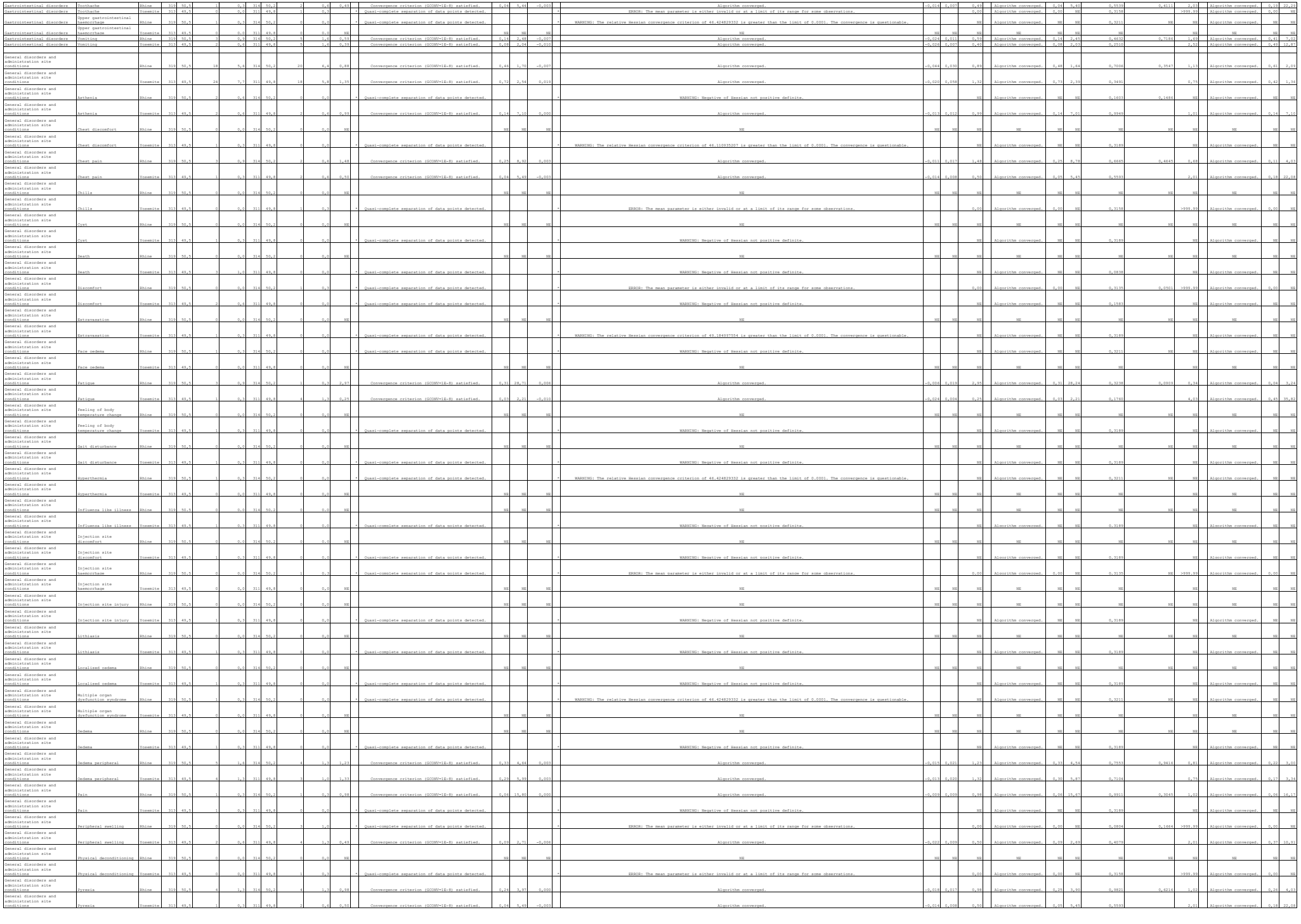

| | | |

| | | |

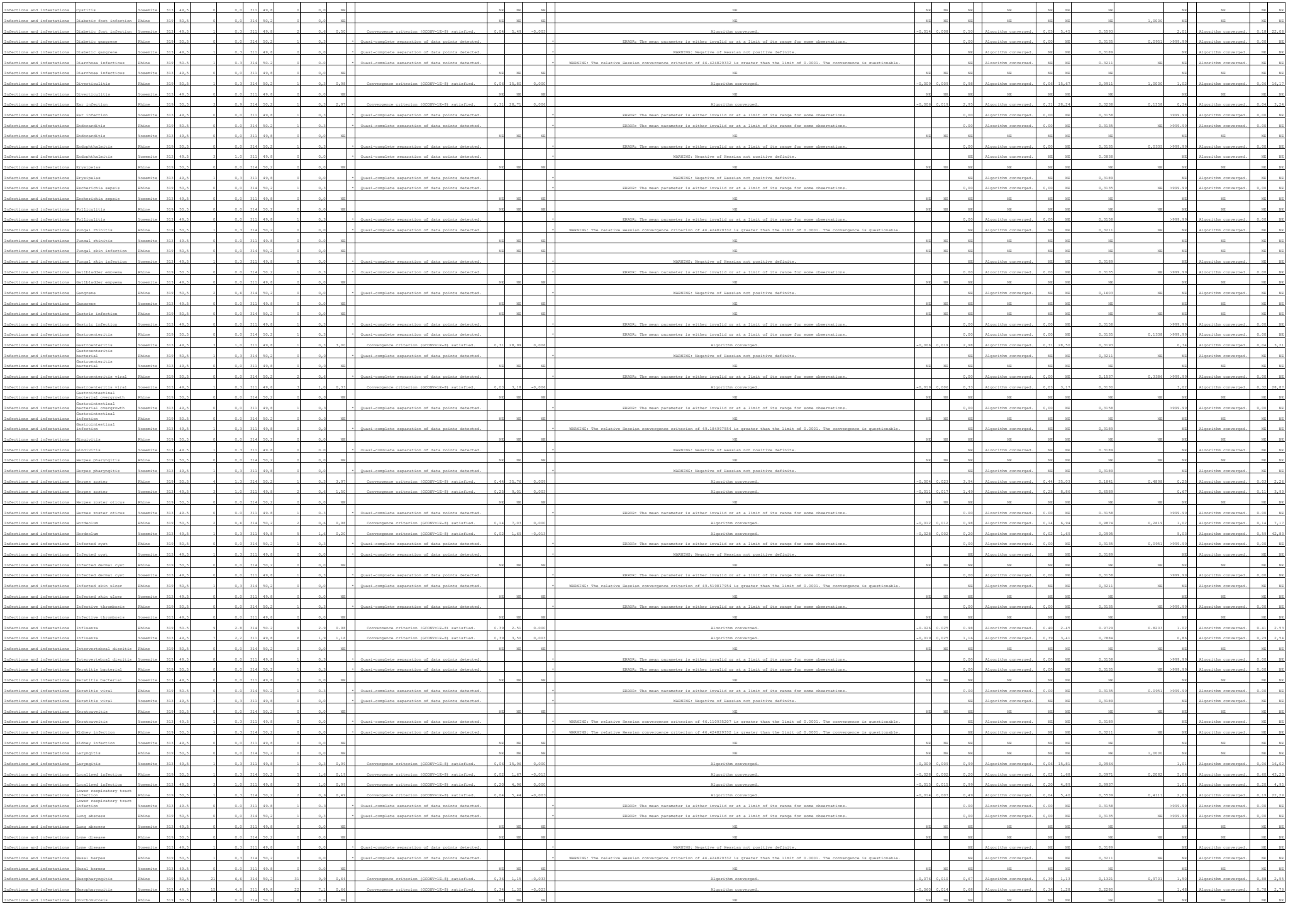

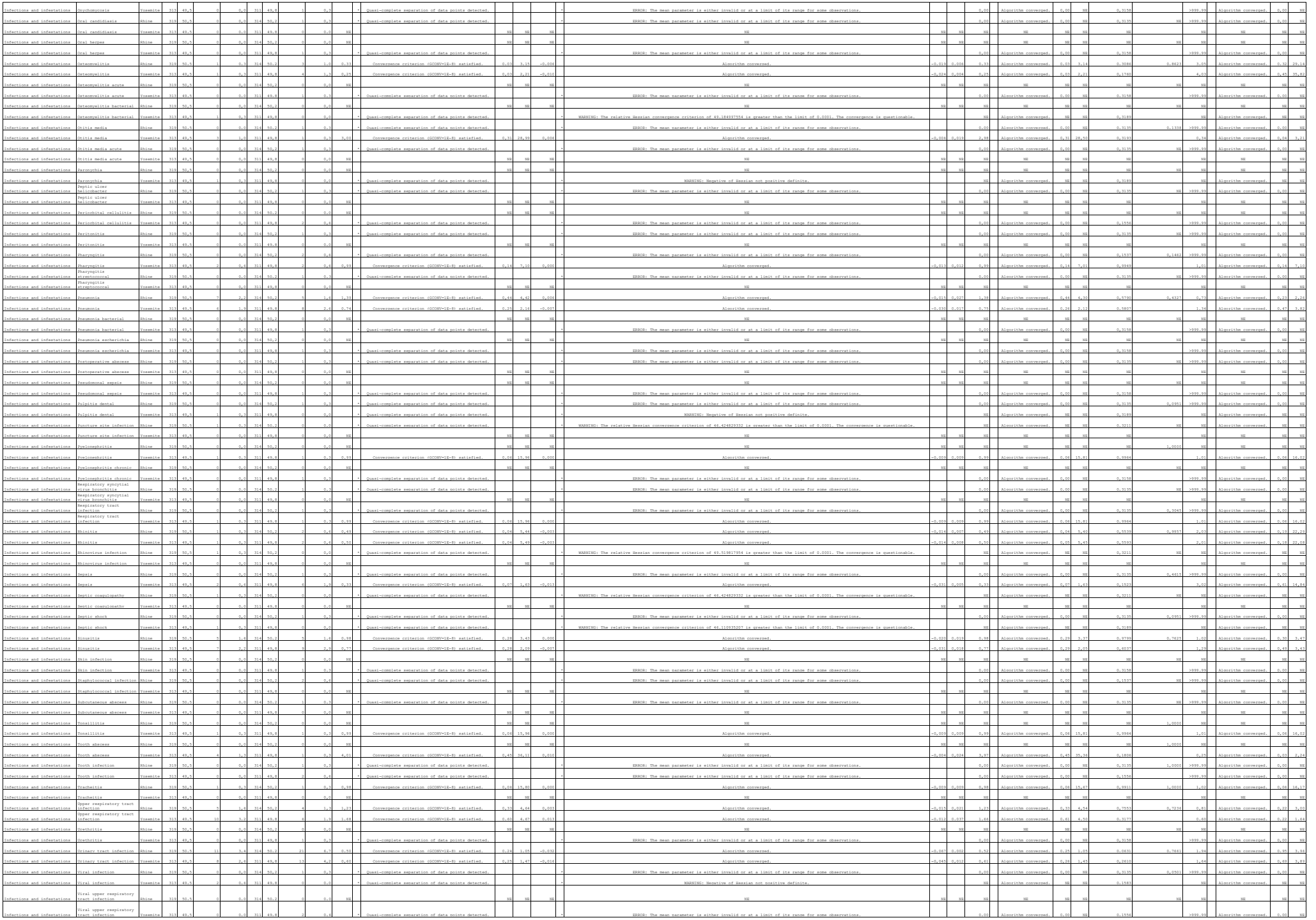

| | | |

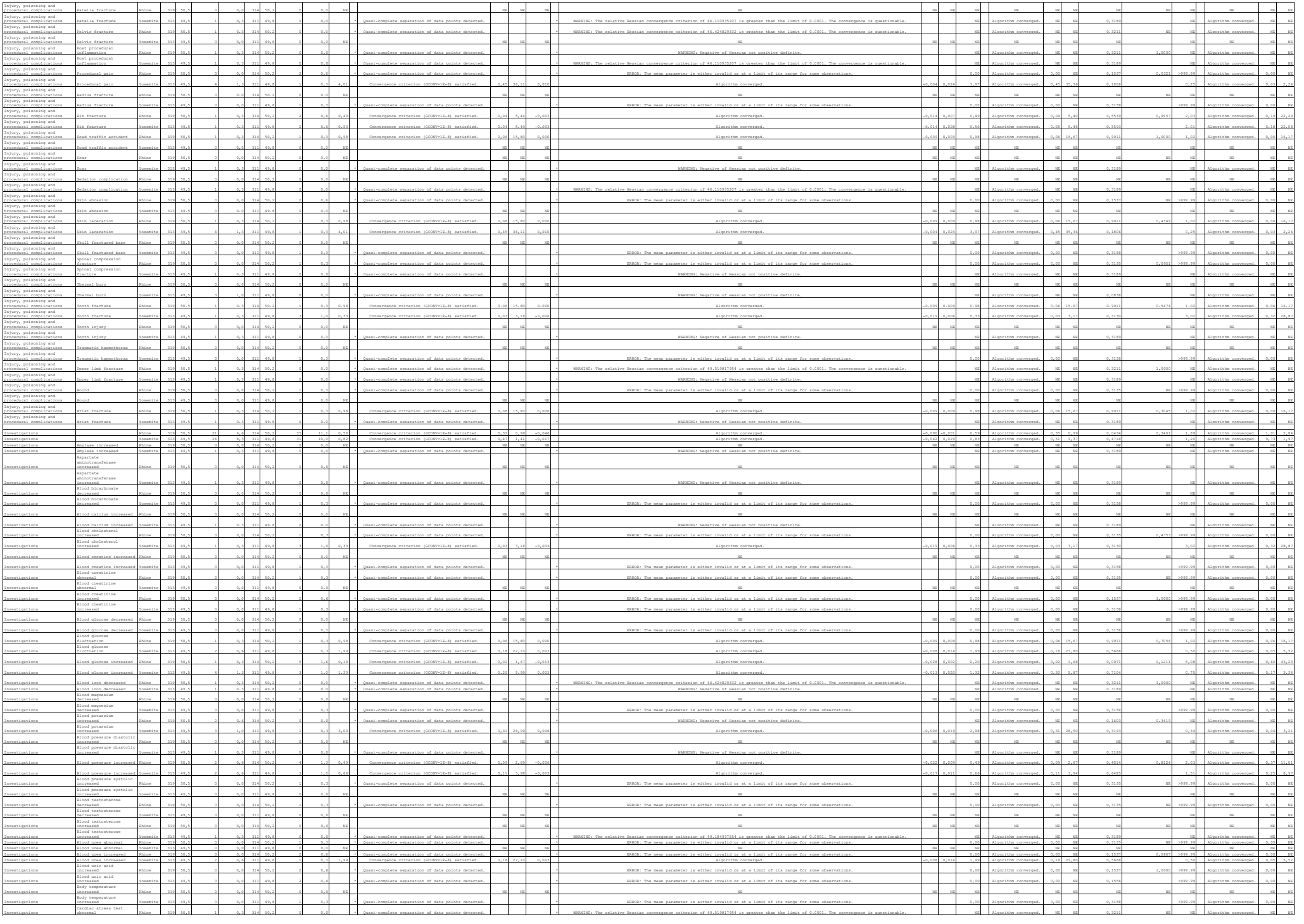

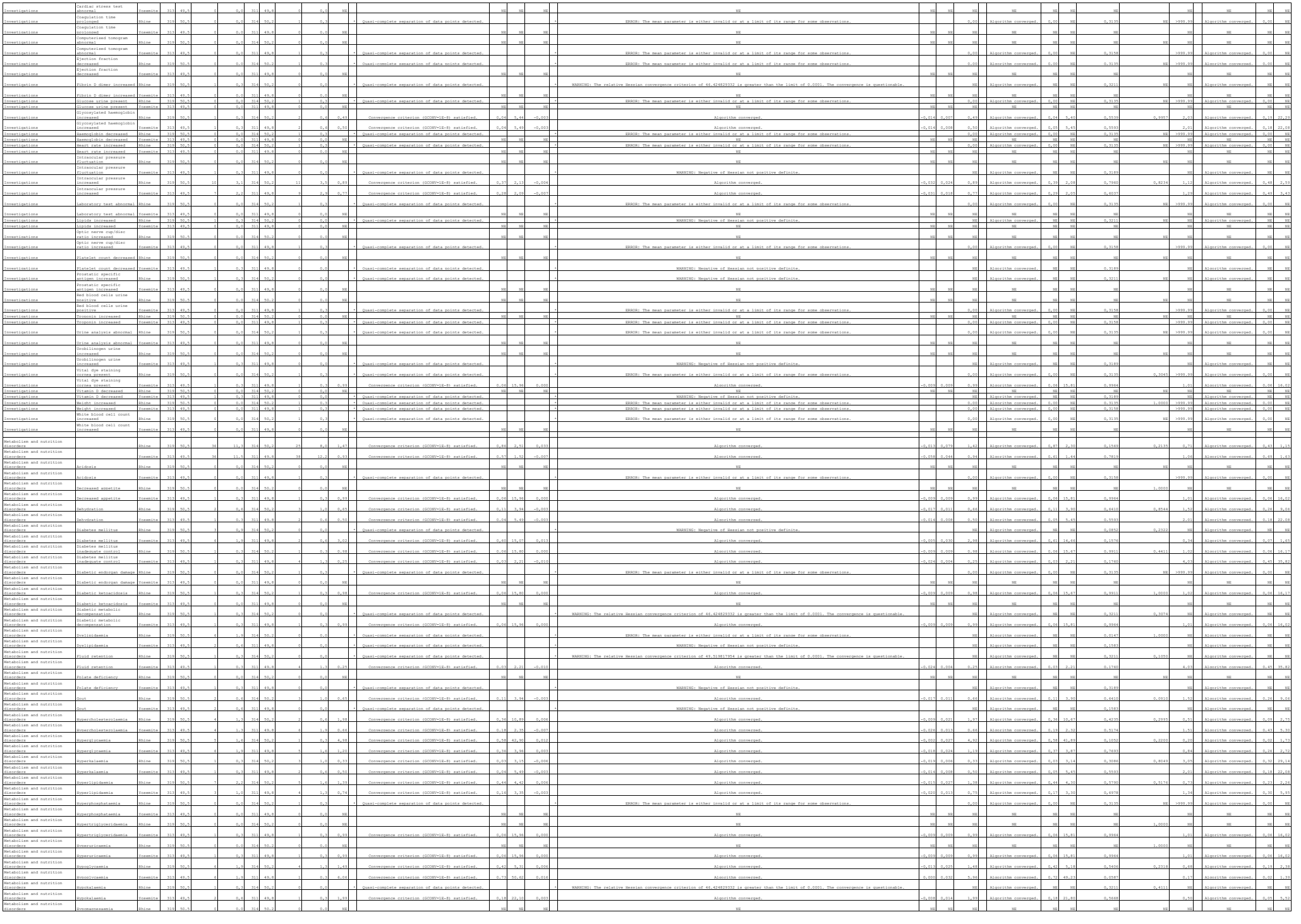

| | | |

| | | |

| | | |

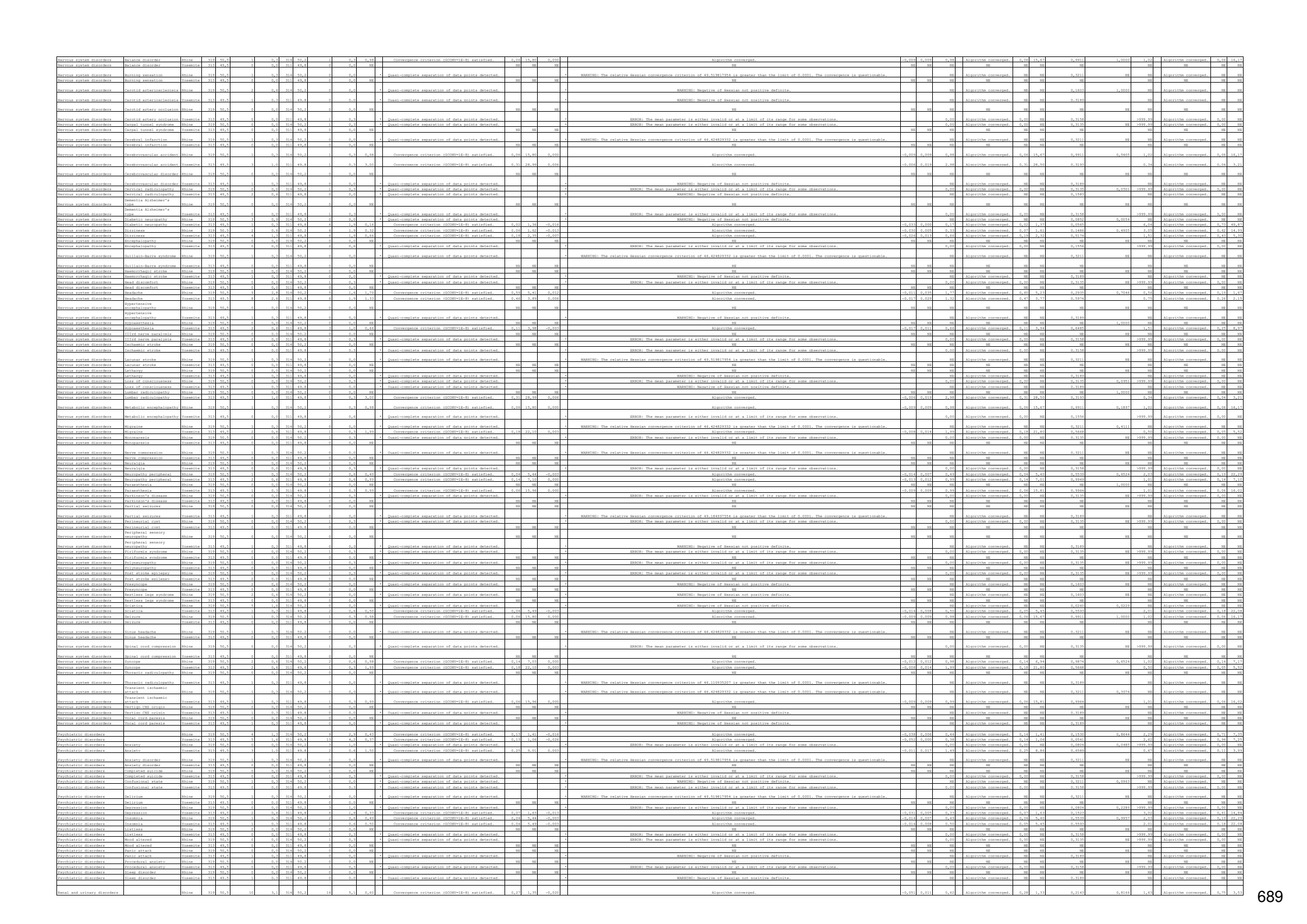

689

| | | |

| | | |

| | | |

POPULATION: Safety-Evaluable Population B vs. C
ENDPOINT: Any AEs through Week 56
MODEL: Unstratified analysis
STUDY: GR40349 & GR40398
Dichotomous Analysis by Subgroups (Safety)

Sex

			Faricimab (PTI) (N=632)				Aflibercept (N=625)				Faricimab (PTI) vs. Aflibercept																	Aflibercept vs. Faricimab (PTI)				
			Patients		Patients with Event		Patients		Patients with Event		Odds Ratio					Absolute Risk Difference					Relative Risk							Relative Risk				
MedDRA System Organ Class	MedDRA Preferred Term	Level	n	%	n	%	n	%	n	%	Odds Ratio		Convergence Reason	95% Lower CL	95% Upper CL	Absolute Risk		Convergence Reason	95% Lower CL	95% Upper CL	Relative Risk		Convergence Reason	95% Lower CL	95% Upper CL	p-value (Cochran-Mantel-Haenszel)	Interaction Test p-value (likelihood ratio)	Relative Risk		Convergence Reason	95% Lower CL	95% Upper CL
** NOT CODED **		Male	396	62,7	0	0,0	363	58,1	0	0,0	NE			NE	NE	NE		NE	NE	NE	NE		NE	NE	NE	NE	NE	NE		NE	NE	NE
** NOT CODED **		Female	236	37,3	0	0,0	262	41,9	1	0,4		*	Quasi-complete separation of data points detected.				*	ERROR: Error in computing the link function, its derivatives, or the variance function.			0,00		Algorithm converged.	0,00	NE	0,3426		>999.99		Algorithm converged.	0,00	NE
** NOT CODED **	UNCODED	Male	396	62,7	0	0,0	363	58,1	0	0,0	NE			NE	NE	NE		NE	NE	NE	NE		NE	NE	NE	NE	NE	NE		NE	NE	NE
** NOT CODED **	UNCODED	Female	236	37,3	0	0,0	262	41,9	1	0,4		*	Quasi-complete separation of data points detected.				*	ERROR: Error in computing the link function, its derivatives, or the variance function.			0,00		Algorithm converged.	0,00	NE	0,3426		>999.99		Algorithm converged.	0,00	NE
Blood and lymphatic system disorders		Male	396	62,7	10	2,5	363	58,1	12	3,3	0,76		Convergence criterion (GCONV=1E-8) satisfied.	0,32	1,78	-0,008		Algorithm converged.	-0,032	0,016	0,76		Algorithm converged.	0,33	1,75	0,5223	0,7074	1,31		Algorithm converged.	0,57	2,99
Blood and lymphatic system disorders		Female	236	37,3	10	4,2	262	41,9	18	6,9	0,60		Convergence criterion (GCONV=1E-8) satisfied.	0,27	1,33	-0,026		Algorithm converged.	-0,066	0,014	0,62		Algorithm converged.	0,29	1,31	0,2033		1,62		Algorithm converged.	0,76	3,44
Blood and lymphatic system disorders	Anaemia	Male	396	62,7	6	1,5	363	58,1	9	2,5	0,61		Convergence criterion (GCONV=1E-8) satisfied.	0,21	1,72	-0,010		Algorithm converged.	-0,030	0,010	0,61		Algorithm converged.	0,22	1,70	0,3407	0,9059	1,64		Algorithm converged.	0,59	4,55
Blood and lymphatic system disorders	Anaemia	Female	236	37,3	6	2,5	262	41,9	10	3,8	0,66		Convergence criterion (GCONV=1E-8) satisfied.	0,24	1,84	-0,013		Algorithm converged.	-0,043	0,018	0,67		Algorithm converged.	0,25	1,80	0,4211		1,50		Algorithm converged.	0,55	4,07
Blood and lymphatic system disorders	Anaemia megaloblastic	Male	396	62,7	1	0,3	363	58,1	0	0,0		*	Quasi-complete separation of data points detected.				*	WARNING: The relative Hessian convergence criterion of 52.004609201 is greater than the limit of 0.0001. The convergence is questionable.			NE		Algorithm converged.	NE	NE	0,3384	NE	NE		Algorithm converged.	NE	NE
Blood and lymphatic system disorders	Anaemia megaloblastic	Female	236	37,3	0	0,0	262	41,9	0	0,0	NE			NE	NE	NE		NE	NE	NE	NE		NE	NE	NE	NE		NE		NE	NE	NE
Blood and lymphatic system disorders	Anaemia of chronic disease	Male	396	62,7	0	0,0	363	58,1	0	0,0	NE			NE	NE	NE		NE	NE	NE	NE		NE	NE	NE	NE	1,0000	NE		NE	NE	NE
Blood and lymphatic system disorders	Anaemia of chronic disease	Female	236	37,3	1	0,4	262	41,9	1	0,4	1,11		Convergence criterion (GCONV=1E-8) satisfied.	0,07	17,86	0,000		Algorithm converged.	-0,011	0,012	1,11		Algorithm converged.	0,07	17,65	0,9410		0,90		Algorithm converged.	0,06	14,32
Blood and lymphatic system disorders	Iron deficiency anaemia	Male	396	62,7	1	0,3	363	58,1	0	0,0		*	Quasi-complete separation of data points detected.				*	WARNING: The relative Hessian convergence criterion of 50.428711952 is greater than the limit of 0.0001. The convergence is questionable.			NE		Algorithm converged.	NE	NE	0,3384	0,1560	NE		Algorithm converged.	NE	NE
Blood and lymphatic system disorders	Iron deficiency anaemia	Female	236	37,3	1	0,4	262	41,9	3	1,1	0,37		Convergence criterion (GCONV=1E-8) satisfied.	0,04	3,56	-0,007		Algorithm converged.	-0,023	0,008	0,37		Algorithm converged.	0,04	3,53	0,3684		2,70		Algorithm converged.	0,28	25,80
Blood and lymphatic system disorders	Leukocytosis	Male	396	62,7	1	0,3	363	58,1	1	0,3	0,92		Convergence criterion (GCONV=1E-8) satisfied.	0,06	14,71	0,000		Algorithm converged.	-0,008	0,007	0,92		Algorithm converged.	0,06	14,60	0,9509	0,2771	1,09		Algorithm converged.	0,07	17,38
Blood and lymphatic system disorders	Leukocytosis	Female	236	37,3	1	0,4	262	41,9	0	0,0		*	Quasi-complete separation of data points detected.				*	WARNING: Negative of Hessian not positive definite.			NE		Algorithm converged.	NE	NE	0,2920		NE		Algorithm converged.	NE	NE
Blood and lymphatic system disorders	Lymphadenitis	Male	396	62,7	0	0,0	363	58,1	0	0,0	NE			NE	NE	NE		NE	NE	NE	NE		NE	NE	NE	NE	NE	NE		NE	NE	NE
Blood and lymphatic system disorders	Lymphadenitis	Female	236	37,3	0	0,0	262	41,9	1	0,4		*	Quasi-complete separation of data points detected.				*	ERROR: Error in computing the link function, its derivatives, or the variance function.			0,00		Algorithm converged.	0,00	NE	0,3426		>999.99		Algorithm converged.	0,00	NE
Blood and lymphatic system disorders	Microcytic anaemia	Male	396	62,7	0	0,0	363	58,1	0	0,0	NE			NE	NE	NE		NE	NE	NE	NE		NE	NE	NE	NE	1,0000	NE		NE	NE	NE
Blood and lymphatic system disorders	Microcytic anaemia	Female	236	37,3	1	0,4	262	41,9	1	0,4	1,11		Convergence criterion (GCONV=1E-8) satisfied.	0,07	17,86	0,000		Algorithm converged.	-0,011	0,012	1,11		Algorithm converged.	0,07	17,65	0,9410		0,90		Algorithm converged.	0,06	14,32
Blood and lymphatic system disorders	Nephrogenic anaemia	Male	396	62,7	0	0,0	363	58,1	2	0,6		*	Quasi-complete separation of data points detected.				*	WARNING: Negative of Hessian not positive definite.			0,00		Algorithm converged.	0,00	NE	0,1394	1,0000	>999.99		Algorithm converged.	0,00	NE
Blood and lymphatic system disorders	Nephrogenic anaemia	Female	236	37,3	0	0,0	262	41,9	1	0,4		*	Quasi-complete separation of data points detected.				*	ERROR: Error in computing the link function, its derivatives, or the variance function.			0,00		Algorithm converged.	0,00	NE	0,3426		>999.99		Algorithm converged.	0,00	NE
Blood and lymphatic system disorders	Neutrophilia	Male	396	62,7	0	0,0	363	58,1	0	0,0	NE			NE	NE	NE		NE	NE	NE	NE		NE	NE	NE	NE	NE	NE		NE	NE	NE
Blood and lymphatic system disorders	Neutrophilia	Female	236	37,3	0	0,0	262	41,9	1	0,4		*	Quasi-complete separation of data points detected.				*	ERROR: Error in computing the link function, its derivatives, or the variance function.			0,00		Algorithm converged.	0,00	NE	0,3426		>999.99		Algorithm converged.	0,00	NE
Blood and lymphatic system disorders	Thrombocytopenia	Male	396	62,7	1	0,3	363	58,1	1	0,3	0,92		Convergence criterion (GCONV=1E-8) satisfied.	0,06	14,71	0,000		Algorithm converged.	-0,008	0,007	0,92		Algorithm converged.	0,06	14,60	0,9509	1,0000	1,09		Algorithm converged.	0,07	17,38
Blood and lymphatic system disorders	Thrombocytopenia	Female	236	37,3	0	0,0	262	41,9	0	0,0	NE			NE	NE	NE		NE	NE	NE	NE		NE	NE	NE	NE		NE		NE	NE	NE
Cardiac disorders		Male	396	62,7	26	6,6	363	58,1	20	5,5	1,21		Convergence criterion (GCONV=1E-8) satisfied.	0,66	2,20	0,011		Algorithm converged.	-0,023	0,044	1,19		Algorithm converged.	0,68	2,10	0,5427	0,8637	0,84		Algorithm converged.	0,48	1,48
Cardiac disorders		Female	236	37,3	21	8,9	262	41,9	21	8,0	1,12		Convergence criterion (GCONV=1E-8) satisfied.	0,60	2,11	0,009		Algorithm converged.	-0,040	0,058	1,11		Algorithm converged.	0,62	1,98	0,7236		0,90		Algorithm converged.	0,50	1,61
Cardiac disorders	Acute coronary syndrome	Male	396	62,7	0	0,0	363	58,1	0	0,0	NE			NE	NE	NE		NE	NE	NE	NE		NE	NE	NE	NE	NE	NE		NE	NE	NE
Cardiac disorders	Acute coronary syndrome	Female	236	37,3	1	0,4	262	41,9	0	0,0		*	Quasi-complete separation of data points detected.				*	WARNING: Negative of Hessian not positive definite.			NE		Algorithm converged.	NE	NE	0,2920		NE		Algorithm converged.	NE	NE
Cardiac disorders	Acute left ventricular failure	Male	396	62,7	1	0,3	363	58,1	1	0,3	0,92		Convergence criterion (GCONV=1E-8) satisfied.	0,06	14,71	0,000		Algorithm converged.	-0,008	0,007	0,92		Algorithm converged.	0,06	14,60	0,9509	0,3360	1,09		Algorithm converged.	0,07	17,38
Cardiac disorders	Acute left ventricular failure	Female	236	37,3	0	0,0	262	41,9	1	0,4		*	Quasi-complete separation of data points detected.				*	ERROR: Error in computing the link function, its derivatives, or the variance function.			0,00		Algorithm converged.	0,00	NE	0,3426		>999.99		Algorithm converged.	0,00	NE
Cardiac disorders	Acute myocardial infarction	Male	396	62,7	3	0,8	363	58,1	1	0,3	2,76		Convergence criterion (GCONV=1E-8) satisfied.	0,29	26,68	0,005		Algorithm converged.	-0,005	0,015	2,75		Algorithm converged.	0,29	26,32	0,3598	0,0116	0,36		Algorithm converged.	0,04	3,48
Cardiac disorders	Acute myocardial infarction	Female	236	37,3	0	0,0	262	41,9	5	1,9		*	Quasi-complete separation of data points detected.				*	ERROR: Error in computing the link function, its derivatives, or the variance function.			0,00		Algorithm converged.	0,00	NE	0,0331		>999.99		Algorithm converged.	0,00	NE
Cardiac disorders	Angina pectoris	Male	396	62,7	3	0,8	363	58,1	2	0,6	1,38		Convergence criterion (GCONV=1E-8) satisfied.	0,23	8,29	0,002		Algorithm converged.	-0,009	0,014	1,37		Algorithm converged.	0,23	8,18	0,7254	0,5435	0,73		Algorithm converged.	0,12	4,33
Cardiac disorders	Angina pectoris	Female	236	37,3	1	0,4	262	41,9	2	0,8	0,55		Convergence criterion (GCONV=1E-8) satisfied.	0,05	6,14	-0,003		Algorithm converged.	-0,017	0,010	0,56		Algorithm converged.	0,05	6,08	0,6251		1,80		Algorithm converged.	0,16	19,74
Cardiac disorders	Angina unstable	Male	396	62,7	0	0,0	363	58,1	0	0,0	NE			NE	NE	NE		NE	NE	NE	NE		NE	NE	NE	NE	NE	NE		NE	NE	NE
Cardiac disorders	Angina unstable	Female	236	37,3	1	0,4	262	41,9	0	0,0		*	Quasi-complete separation of data points detected.				*	WARNING: Negative of Hessian not positive definite.			NE		Algorithm converged.	NE	NE	0,2920		NE		Algorithm converged.	NE	NE
Cardiac disorders	Aortic valve stenosis	Male	396	62,7	0	0,0	363	58,1	0	0,0	NE			NE	NE	NE		NE	NE	NE	NE		NE	NE	NE	NE	NE	NE		NE	NE	NE
Cardiac disorders	Aortic valve stenosis	Female	236	37,3	1	0,4	262	41,9	0	0,0		*	Quasi-complete separation of data points detected.				*	WARNING: Negative of Hessian not positive definite.			NE		Algorithm converged.	NE	NE	0,2920		NE		Algorithm converged.	NE	NE
Cardiac disorders	Arrhythmia	Male	396	62,7	1	0,3	363	58,1	0	0,0		*	Quasi-complete separation of data points detected.				*	WARNING: The relative Hessian convergence criterion of 50.428711952 is greater than the limit of 0.0001. The convergence is questionable.			NE		Algorithm converged.	NE	NE	0,3384	1,0000	NE		Algorithm converged.	NE	NE
Cardiac disorders	Arrhythmia	Female	236	37,3	2	0,8	262	41,9	0	0,0		*	Quasi-complete separation of data points detected.				*	WARNING: Negative of Hessian not positive definite.			NE		Algorithm converged.	NE	NE	0,1358		NE		Algorithm converged.	NE	NE
Cardiac disorders	Arteriosclerosis coronary artery	Male	396	62,7	1	0,3	363	58,1	0	0,0		*	Quasi-complete separation of data points detected.				*	WARNING: The relative Hessian convergence criterion of 50.428711952 is greater than the limit of 0.0001. The convergence is questionable.			NE		Algorithm converged.	NE	NE	0,3384	0,3360	NE		Algorithm converged.	NE	NE
Cardiac disorders	Arteriosclerosis coronary artery	Female	236	37,3	1	0,4	262	41,9	1	0,4	1,11		Convergence criterion (GCONV=1E-8) satisfied.	0,07	17,86	0,000		Algorithm converged.	-0,011	0,012	1,11		Algorithm converged.	0,07	17,65	0,9410		0,90		Algorithm converged.	0,06	14,32
Cardiac disorders	Atrial fibrillation	Male	396	62,7	4	1,0	363	58,1	3	0,8	1,22		Convergence criterion (GCONV=1E-8) satisfied.	0,27	5,51	0,002		Algorithm converged.	-0,012	0,015	1,22		Algorithm converged.	0,28	5,42	0,7916	0,6741	0,82		Algorithm converged.	0,18	3,63
Cardiac disorders	Atrial fibrillation	Female	236	37,3	2	0,8	262	41,9	1	0,4	2,23		Convergence criterion (GCONV=1E-8) satisfied.	0,20	24,76	0,005		Algorithm converged.	-0,009	0,019	2,22		Algorithm converged.	0,20	24,33	0,5028		0,45		Algorithm converged.	0,04	4,93
Cardiac disorders	Atrioventricular block complete	Male	396	62,7	0	0,0	363	58,1	0	0,0	NE			NE	NE	NE		NE	NE	NE	NE		NE	NE	NE	NE	NE	NE		NE	NE	NE
Cardiac disorders	Atrioventricular block complete	Female	236	37,3	1	0,4	262	41,9	0	0,0		*	Quasi-complete separation of data points detected.				*	WARNING: Negative of Hessian not positive definite.			NE		Algorithm converged.	NE	NE	0,2920		NE		Algorithm converged.	NE	NE
Cardiac disorders	Bradycardia	Male	396	62,7	1	0,3	363	58,1	0	0,0		*	Quasi-complete separation of data points detected.				*	WARNING: The relative Hessian convergence criterion of 52.004609201 is greater than the limit of 0.0001. The convergence is questionable.			NE		Algorithm converged.	NE	NE	0,3384	1,0000	NE		Algorithm converged.	NE	NE
Cardiac disorders	Bradycardia	Female	236	37,3	1	0,4	262	41,9	0	0,0		*	Quasi-complete separation of data points detected.				*	WARNING: Negative of Hessian not positive definite.			NE		Algorithm converged.	NE	NE	0,2920		NE		Algorithm converged.	NE	NE
Cardiac disorders	Bundle branch block right	Male	396	62,7	1	0,3	363	58,1	0	0,0		*	Quasi-complete separation of data points detected.				*	WARNING: The relative Hessian convergence criterion of 50.428711952 is greater than the limit of 0.0001. The convergence is questionable.			NE		Algorithm converged.	NE	NE	0,3384	NE	NE		Algorithm converged.	NE	NE
Cardiac disorders	Bundle branch block right	Female	236	37,3	0	0,0	262	41,9	0	0,0	NE			NE	NE	NE		NE	NE	NE	NE		NE	NE	NE	NE		NE		NE	NE	NE
Cardiac disorders	Cardiac arrest	Male	396	62,7	1	0,3	363	58,1	0	0,0		*	Quasi-complete separation of data points detected.				*	WARNING: The relative Hessian convergence criterion of 50.428711952 is greater than the limit of 0.0001. The convergence is questionable.			NE		Algorithm converged.	NE	NE	0,3384	0,1076	NE		Algorithm converged.	NE	NE
Cardiac disorders	Cardiac arrest	Female	236	37,3	0	0,0	262	41,9	1	0,4		*	Quasi-complete separation of data points detected.				*	ERROR: Error in computing the link function, its derivatives, or the variance function.			0,00		Algorithm converged.	0,00	NE	0,3426		>999.99		Algorithm converged.	0,00	NE
Cardiac disorders	Cardiac failure	Male	396	62,7	1	0,3	363	58,1	4	1,1	0,23		Convergence criterion (GCONV=1E-8) satisfied.	0,03	2,04	-0,008		Algorithm converged.	-0,020	0,003	0,23		Algorithm converged.	0,03	2,04	0,1487	0,0341	4,36		Algorithm converged.	0,49	38,86
Cardiac disorders	Cardiac failure	Female	236	37,3	4	1,7	262	41,9	1	0,4	4,50		Convergence criterion (GCONV=1E-8) satisfied.	0,50	40,55	0,013		Algorithm converged.	-0,005	0,031	4,44		Algorithm converged.	0,50	39,45	0,1426		0,23		Algorithm converged.	0,03	2,00
Cardiac disorders	Cardiac failure acute	Male	396	62,7	0	0,0	363	58,1	0	0,0	NE			NE	NE	NE		NE	NE	NE	NE		NE	NE	NE	NE	NE	NE		NE	NE	NE
Cardiac disorders	Cardiac failure acute	Female	236	37,3	0	0,0	262	41,9	1	0,4		*	Quasi-complete separation of data points detected.				*	ERROR: Error in computing the link function, its derivatives, or the variance function.			0,00		Algorithm converged.	0,00	NE	0,3426		>999.99		Algorithm converged.	0,00	NE
Cardiac disorders	Cardiac failure chronic	Male	396	62,7	1	0,3	363	58,1	0	0,0		*	Quasi-complete separation of data points detected.				*	WARNING: The relative Hessian convergence criterion of 50.428711952 is greater than the limit of 0.0001. The convergence is questionable.			NE		Algorithm converged.	NE	NE	0,3384	1,0000	NE		Algorithm converged.	NE	NE
Cardiac disorders	Cardiac failure chronic	Female	236	37,3	1	0,4	262	41,9	0	0,0		*	Quasi-complete separation of data points detected.				*	WARNING: Negative of Hessian not positive definite.			NE		Algorithm converged.	NE	NE	0,2920		NE		Algorithm converged.	NE	NE
Cardiac disorders	Cardiac failure congestive	Male	396	62,7	2	0,5	363	58,1	4	1,1	0,46		Convergence criterion (GCONV=1E-8) satisfied.	0,08	2,50	-0,006		Algorithm converged.	-0,019	0,007	0,46		Algorithm converged.	0,08	2,49	0,3540	0,7021	2,18		Algorithm converged.	0,40	11,84
Cardiac disorders	Cardiac failure congestive	Female	236	37,3	2	0,8	262	41,9	3	1,1	0,74		Convergence criterion (GCONV=1E-8) satisfied.	0,12	4,45	-0,003		Algorithm converged.	-0,020	0,014	0,74		Algorithm converged.	0,12	4,39	0,7397		1,35		Algorithm converged.	0,23	8,02
Cardiac disorders	Cardiomegaly	Male	396	62,7	0	0,0	363	58,1	0	0,0	NE			NE	NE	NE		NE	NE	NE	NE		NE	NE	NE	NE	1,0000	NE		NE	NE	NE
Cardiac disorders	Cardiomegaly	Female	236	37,3	1	0,4	262	41,9	2	0,8	0,55		Convergence criterion (GCONV=1E-8) satisfied.	0,05	6,14	-0,003		Algorithm converged.	-0,017	0,010	0,56		Algorithm converged.	0,05	6,08	0,6251		1,80		Algorithm converged.	0,16	19,74
Cardiac disorders	Cardiomyopathy	Male	396	62,7	1	0,3	363	58,1	0	0,0		*	Quasi-complete separation of data points detected.				*	WARNING: The relative Hessian convergence criterion of 52.004609201 is greater than the limit of 0.0001. The convergence is questionable.			NE		Algorithm converged.	NE	NE	0,3384	1,0000	NE		Algorithm converged.	NE	NE
Cardiac disorders	Cardiomyopathy	Female	236	37,3	1	0,4	262	41,9	0	0,0		*	Quasi-complete separation of data points detected.				*	WARNING: Negative of Hessian not positive definite.			NE		Algorithm converged.	NE	NE	0,2920		NE		Algorithm converged.	NE	NE
Cardiac disorders	Cardiovascular disorder	Male	396	62,7	1	0,3	363	58,1	0	0,0		*	Quasi-complete separation of data points detected.				*	WARNING: The relative Hessian convergence criterion of 53.68217724 is greater than the limit of 0.0001. The convergence is questionable.			NE		Algorithm converged.	NE	NE	0,3384	NE	NE		Algorithm converged.	NE	NE
Cardiac disorders	Cardiovascular disorder	Female	236	37,3	0	0,0	262	41,9	0	0,0	NE			NE	NE	NE		NE	NE	NE	NE		NE	NE	NE	NE		NE		NE	NE	NE
Cardiac disorders	Cardiovascular insufficiency	Male	396	62,7	0	0,0	363	58,1	0	0,0	NE			NE	NE	NE		NE	NE	NE	NE		NE	NE	NE	NE	NE	NE		NE	NE	NE
Cardiac disorders	Cardiovascular insufficiency	Female	236	37,3	1	0,4	262	41,9	0	0,0		*	Quasi-complete separation of data points detected.				*	WARNING: Negative of Hessian not positive definite.			NE		Algorithm converged.	NE	NE	0,2920		NE		Algorithm converged.	NE	NE
Cardiac disorders	Chronic left ventricular failure	Male	396	62,7	1	0,3	363	58,1	0	0,0		*	Quasi-complete separation of data points detected.				*	WARNING: The relative Hessian convergence criterion of 52.004609201 is greater than the limit of 0.0001. The convergence is questionable.			NE		Algorithm converged.	NE	NE	0,3384	NE	NE		Algorithm converged.	NE	NE
Cardiac disorders	Chronic left ventricular failure	Female	236	37,3	0	0,0	262	41,9	0	0,0	NE			NE	NE	NE		NE	NE	NE	NE		NE	NE	NE	NE		NE		NE	NE	NE
Cardiac disorders	Congestive cardiomyopathy	Male	396	62,7	0	0,0	363	58,1	1	0,3		*	Quasi-complete separation of data points detected.				*	WARNING: Negative of Hessian not positive definite.			0,00		Algorithm converged.	0,00	NE	0,2963	NE	>999.99		Algorithm converged.	0,00	NE
Cardiac disorders	Congestive cardiomyopathy	Female	236	37,3	0	0,0	262	41,9	0	0,0	NE			NE	NE	NE		NE	NE	NE	NE		NE	NE	NE	NE		NE		NE	NE	NE
Cardiac disorders	Coronary artery disease	Male	396	62,7	9	2,3	363	58,1	1	0,3	8,42		Convergence criterion (GCONV=1E-8) satisfied.	1,06	66,74	0,020		Algorithm converged.	0,004	0,036	8,25		Algorithm converged.	1,05	64,80	0,0160	0,0030	0,12		Algorithm converged.	0,02	0,95
Cardiac disorders	Coronary artery disease	Female	236	37,3	0	0,0	262	41,9	3	1,1		*	Quasi-complete separation of data points detected.				*	ERROR: Error in computing the link function, its derivatives, or the variance function.			0,00		Algorithm converged.	0,00	NE	0,0995		>999.99		Algorithm converged.	0,00	NE
Cardiac disorders	Coronary artery occlusion	Male	396	62,7	0	0,0	363	58,1	1	0,3		*	Quasi-complete separation of data points detected.				*	WARNING: Negative of Hessian not positive definite.			0,00		Algorithm converged.	0,00	NE	0,2963	NE	>999.99		Algorithm converged.	0,00	NE
Cardiac disorders	Coronary artery occlusion	Female	236	37,3	0	0,0	262	41,9	0	0,0	NE			NE	NE	NE		NE	NE	NE	NE		NE	NE	NE	NE		NE		NE	NE	NE
Cardiac disorders	Coronary artery stenosis	Male	396	62,7	0	0,0	363	58,1	1	0,3		*	Quasi-complete separation of data points detected.				*	WARNING: Negative of Hessian not positive definite.			0,00		Algorithm converged.	0,00	NE	0,2963	NE	>999.99		Algorithm converged.	0,00	NE
Cardiac disorders	Coronary artery stenosis	Female	236	37,3	0	0,0	262	41,9	0	0,0	NE			NE	NE	NE		NE	NE	NE	NE		NE	NE	NE	NE		NE		NE	NE	NE
Cardiac disorders	Hypertensive heart disease	Male	396	62,7	1	0,3	363	58,1	0	0,0		*	Quasi-complete separation of data points detected.				*	WARNING: The relative Hessian convergence criterion of 50.428711952 is greater than the limit of 0.0001. The convergence is questionable.			NE		Algorithm converged.	NE	NE	0,3384	NE	NE		Algorithm converged.	NE	NE
Cardiac disorders	Hypertensive heart disease	Female	236	37,3	0	0,0	262	41,9	0	0,0	NE			NE	NE	NE		NE	NE	NE	NE		NE	NE	NE	NE		NE		NE	NE	NE
Cardiac disorders	Ischaemic cardiomyopathy	Male	396	62,7	1	0,3	363	58,1	0	0,0		*	Quasi-complete separation of data points detected.				*	WARNING: The relative Hessian convergence criterion of 52.004609201 is greater than the limit of 0.0001. The convergence is questionable.			NE		Algorithm converged.	NE	NE	0,3384	1,0000	NE		Algorithm converged.	NE	NE
Cardiac disorders	Ischaemic cardiomyopathy	Female	236	37,3	3	1,3	262	41,9	0	0,0		*	Quasi-complete separation of data points detected.				*	ERROR: Error in computing the link function, its derivatives, or the variance function.			NE		Algorithm converged.	NE	NE	0,0675		NE		Algorithm converged.	NE	NE
Cardiac disorders	Left ventricular failure	Male	396	62,7	1	0,3	363	58,1	0	0,0		*	Quasi-complete separation of data points detected.				*	WARNING: The relative Hessian convergence criterion of 53.68217724 is greater than the limit of 0.0001. The convergence is questionable.			NE		Algorithm converged.	NE	NE	0,3384	NE	NE		Algorithm converged.	NE	NE
Cardiac disorders	Left ventricular failure	Female	236	37,3	0	0,0	262	41,9	0	0,0	NE			NE	NE	NE		NE	NE	NE	NE		NE	NE	NE	NE		NE		NE	NE	NE
Cardiac disorders	Left ventricular hypertrophy	Male	396	62,7	1	0,3	363	58,1	0	0,0		*	Quasi-complete separation of data points detected.				*	WARNING: The relative Hessian convergence criterion of 50.428711952 is greater than the limit of 0.0001. The convergence is questionable.			NE		Algorithm converged.	NE	NE	0,3384	NE	NE		Algorithm converged.	NE	NE
Cardiac disorders	Left ventricular hypertrophy	Female	236	37,3	0	0,0	262	41,9	0	0,0	NE			NE	NE	NE		NE	NE	NE	NE		NE	NE	NE	NE		NE		NE	NE	NE

Cardiac disorders	Mitral valve incompetence	Male	396	62,7	1	0,3	363	58,1	0	0,0		* Quasi-complete separation of data points detected.				* WARNING: The relative Hessian convergence criterion of 50.428711952 is greater than the limit of 0.0001. The convergence is questionable.			NE	Algorithm converged.	NE	NE	0,3384	NE	NE	Algorithm converged.	NE	NE
Cardiac disorders	Mitral valve incompetence	Female	236	37,3	0	0,0	262	41,9	0	0,0	NE		NE	NE	NE		NE	NE	NE	NE	NE	NE	NE	NE	NE	NE	NE	NE	NE	NE	NE	NE	NE
Cardiac disorders	Myocardial infarction	Male	396	62,7	1	0,3	363	58,1	1	0,2	0,33	* Convergence criterion (GCONV=1E-8) satisfied.	0,03	2,04	-0,008	Algorithm converged.	-0,020	0,000	0,23	Algorithm converged.	0,19	2,54	0,1487	0,1428	8,56	Algorithm converged.	0,45	38,46
Cardiac disorders	Myocardial infarction	Female	236	37,3	1	1,3	262	41,9	2	0,8	1,67	Convergence criterion (GCONV=1E-8) satisfied.	0,28	10,10	0,005	Algorithm converged.	-0,015	0,023	1,67	Algorithm converged.	0,38	9,86	0,5707		0,60	Algorithm converged.	0,32	3,76
Cardiac disorders	Myocardial ischaemia	Male	396	62,7	2	0,5	363	58,1	1	0,3	1,84	* Convergence criterion (GCONV=1E-8) satisfied.	0,17	20,15	0,002	Algorithm converged.	-0,003	0,011	1,83	Algorithm converged.	0,17	20,13	0,6148	0,2140	0,55	Algorithm converged.	0,05	5,99
Cardiac disorders	Myocardial ischaemia	Female	236	37,3	0	0,0	262	41,9	0	0,0	NE	* Quasi-complete separation of data points detected.				* ERROR: Error in computing the link function, its derivatives, or the variance function.			0,00	Algorithm converged.	0,00	NE	0,2432		>999,99	Algorithm converged.	0,00	NE
Cardiac disorders	Palpitations	Male	396	62,7	0	0,0	363	58,1	0	0,0	NE		NE	NE	NE		NE	NE	NE	NE	NE	NE	NE	NE	NE	NE	NE	NE	NE	NE	NE	NE	NE
Cardiac disorders	Palpitations	Female	236	37,3	1	0,4	262	41,9	0	0,0		* Quasi-complete separation of data points detected.				* WARNING: Negative of Hessian not positive definite.			NE	Algorithm converged.	NE	NE	0,2920		NE	Algorithm converged.	NE	NE
Cardiac disorders	Pericardial effusion	Male	396	62,7	0	0,0	363	58,1	0	0,0		* Quasi-complete separation of data points detected.				* WARNING: Negative of Hessian not positive definite.			0,00	Algorithm converged.	0,00	NE	0,2900	NE	>999,99	Algorithm converged.	0,00	NE
Cardiac disorders	Pericardial effusion	Female	236	37,3	0	0,0	262	41,9	0	0,0	NE		NE	NE	NE		NE	NE	NE	NE	NE	NE	NE	NE	NE	NE	NE	NE	NE	NE	NE	NE	NE
Cardiac disorders	Right atrial dilatation	Male	396	62,7	1	0,3	363	58,1	0	0,0		* Quasi-complete separation of data points detected.				* WARNING: The relative Hessian convergence criterion of 50.428711952 is greater than the limit of 0.0001. The convergence is questionable.			NE	Algorithm converged.	NE	NE	0,3384	NE	NE	Algorithm converged.	NE	NE
Cardiac disorders	Right atrial dilatation	Female	236	37,3	0	0,0	262	41,9	0	0,0	NE		NE	NE	NE		NE	NE	NE	NE	NE	NE	NE	NE	NE	NE	NE	NE	NE	NE	NE	NE	NE
Cardiac disorders	Sinus bradycardia	Male	396	62,7	0	0,0	363	58,1	0	0,0	NE		NE	NE	NE		NE	NE	NE	NE	NE	NE	NE	NE	NE	NE	NE	NE	NE	NE	NE	NE	NE
Cardiac disorders	Sinus bradycardia	Female	236	37,3	0	0,0	262	41,9	1	0,4		* Quasi-complete separation of data points detected.				* ERROR: Error in computing the link function, its derivatives, or the variance function.			0,00	Algorithm converged.	0,00	NE	0,2428		>999,99	Algorithm converged.	0,00	NE
Cardiac disorders	Sinus node dysfunction	Male	396	62,7	3	0,8	363	58,1	3	0,8	0,92	Convergence criterion (GCONV=1E-8) satisfied.	0,06	14,71	0,000	Algorithm converged.	-0,008	0,007	0,92	Algorithm converged.	0,84	14,60	0,9509	1,0000	1,09	Algorithm converged.	0,97	17,39
Cardiac disorders	Sinus node dysfunction	Female	236	37,3	0	0,0	262	41,9	0	0,0	NE		NE	NE	NE		NE	NE	NE	NE	NE	NE	NE	NE	NE	NE	NE	NE	NE	NE	NE	NE	NE
Cardiac disorders	Tachycardia	Male	396	62,7	3	0,8	363	58,1	1	0,3	2,76	Convergence criterion (GCONV=1E-8) satisfied.	0,29	28,68	0,005	Algorithm converged.	-0,055	0,015	2,75	Algorithm converged.	0,29	26,32	0,3598	0,8162	0,36	Algorithm converged.	0,04	3,49
Cardiac disorders	Tachycardia	Female	236	37,3	1	0,4	262	41,9	4	1,5	1,33	Convergence criterion (GCONV=1E-8) satisfied.	0,07	17,86	0,000	Algorithm converged.	-0,011	0,012	1,33	Algorithm converged.	0,97	17,85	0,9410		0,90	Algorithm converged.	0,06	14,32
Cardiac disorders	Tricuspid valve incompetence	Male	396	62,7	1	0,3	363	58,1	1	0,3		* Quasi-complete separation of data points detected.				* WARNING: The relative Hessian convergence criterion of 50.428711952 is greater than the limit of 0.0001. The convergence is questionable.			NE	Algorithm converged.	NE	NE	0,3384	NE	NE	Algorithm converged.	NE	NE
Cardiac disorders	Tricuspid valve incompetence	Female	236	37,3	0	0,0	262	41,9	0	0,0	NE		NE	NE	NE		NE	NE	NE	NE	NE	NE	NE	NE	NE	NE	NE	NE	NE	NE	NE	NE	NE
Congenital, familial and genetic disorders		Male	396	62,7	2	0,5	363	58,1	1	0,3		* Quasi-complete separation of data points detected.				* WARNING: Negative of Hessian not positive definite.			NE	Algorithm converged.	NE	NE	0,1754	0,2140	NE	Algorithm converged.	NE	NE
Congenital, familial and genetic disorders		Female	236	37,3	1	0,4	262	41,9	3	1,1	1,33	Convergence criterion (GCONV=1E-8) satisfied.	0,07	17,86	0,000	Algorithm converged.	-0,011	0,012	1,33	Algorithm converged.	0,97	17,85	0,9410		0,90	Algorithm converged.	0,06	14,32
Congenital, familial and genetic disorders	Corneal dystrophy	Male	396	62,7	1	0,3	363	58,1	0	0,0		* Quasi-complete separation of data points detected.				* WARNING: The relative Hessian convergence criterion of 52.004609201 is greater than the limit of 0.0001. The convergence is questionable.			NE	Algorithm converged.	NE	NE	0,3384	0,3360	NE	Algorithm converged.	NE	NE
Congenital, familial and genetic disorders	Corneal dystrophy	Female	236	37,3	1	0,4	262	41,9	3	1,1		Convergence criterion (GCONV=1E-8) satisfied.	0,07	17,86	0,000	Algorithm converged.	-0,011	0,012	1,33	Algorithm converged.	0,97	17,85	0,9410		0,90	Algorithm converged.	0,06	14,32
Congenital, familial and genetic disorders	Ota's naevus	Male	396	62,7	1	0,3	363	58,1	0	0,0		* Quasi-complete separation of data points detected.				* WARNING: The relative Hessian convergence criterion of 50.428711952 is greater than the limit of 0.0001. The convergence is questionable.			NE	Algorithm converged.	NE	NE	0,3384	NE	NE	Algorithm converged.	NE	NE
Congenital, familial and genetic disorders	Ota's naevus	Female	236	37,3	0	0,0	262	41,9	0	0,0	NE		NE	NE	NE		NE	NE	NE	NE	NE	NE	NE	NE	NE	NE	NE	NE	NE	NE	NE	NE	NE
Ear and labyrinth disorders		Male	396	62,7	4	1,0	363	58,1	1	0,3	3,49	Convergence criterion (GCONV=1E-8) satisfied.	0,41	35,20	0,007	Algorithm converged.	-0,004	0,019	3,47	Algorithm converged.	0,45	32,65	0,2117	0,0983	0,27	Algorithm converged.	0,09	2,43
Ear and labyrinth disorders		Female	236	37,3	2	0,8	262	41,9	5	1,9	0,44	Convergence criterion (GCONV=1E-8) satisfied.	0,08	2,23	-0,031	Algorithm converged.	-0,031	0,010	0,44	Algorithm converged.	0,09	2,27	0,3158		2,25	Algorithm converged.	0,44	11,50
Ear and labyrinth disorders	Ear congestion	Male	396	62,7	0	0,0	363	58,1	0	0,0		* Quasi-complete separation of data points detected.				* WARNING: Negative of Hessian not positive definite.			0,00	Algorithm converged.	0,00	NE	0,2902	NE	>999,99	Algorithm converged.	0,00	NE
Ear and labyrinth disorders	Ear congestion	Female	236	37,3	0	0,0	262	41,9	0	0,0	NE		NE	NE	NE		NE	NE	NE	NE	NE	NE	NE	NE	NE	NE	NE	NE	NE	NE	NE	NE	NE
Ear and labyrinth disorders	Ear pain	Male	396	62,7	1	0,3	363	58,1	0	0,0		* Quasi-complete separation of data points detected.				* WARNING: The relative Hessian convergence criterion of 52.004609201 is greater than the limit of 0.0001. The convergence is questionable.			NE	Algorithm converged.	NE	NE	0,3384	NE	NE	Algorithm converged.	NE	NE
Ear and labyrinth disorders	Ear pain	Female	236	37,3	0	0,0	262	41,9	0	0,0	NE		NE	NE	NE		NE	NE	NE	NE	NE	NE	NE	NE	NE	NE	NE	NE	NE	NE	NE	NE	NE
Ear and labyrinth disorders	Hypoacusis	Male	396	62,7	1	0,3	363	58,1	0	0,0		* Quasi-complete separation of data points detected.				* WARNING: The relative Hessian convergence criterion of 53.68217724 is greater than the limit of 0.0001. The convergence is questionable.			NE	Algorithm converged.	NE	NE	0,3384	0,0587	NE	Algorithm converged.	NE	NE
Ear and labyrinth disorders	Hypoacusis	Female	236	37,3	0	0,0	262	41,9	2	0,8		* Quasi-complete separation of data points detected.				* ERROR: Error in computing the link function, its derivatives, or the variance function.			0,00	Algorithm converged.	0,00	NE	0,1795		>999,99	Algorithm converged.	0,00	NE
Ear and labyrinth disorders	Motion sickness	Male	396	62,7	0	0,0	363	58,1	0	0,0	NE		NE	NE	NE		NE	NE	NE	NE	NE	NE	NE	NE	NE	NE	NE	NE	NE	NE	NE	NE	NE
Ear and labyrinth disorders	Motion sickness	Female	236	37,3	0	0,0	262	41,9	1	0,4		* Quasi-complete separation of data points detected.				* ERROR: Error in computing the link function, its derivatives, or the variance function.			0,00	Algorithm converged.	0,00	NE	0,2432		>999,99	Algorithm converged.	0,00	NE
Ear and labyrinth disorders	Sudden hearing loss	Male	396	62,7	0	0,0	363	58,1	0	0,0	NE		NE	NE	NE		NE	NE	NE	NE	NE	NE	NE	NE	NE	NE	NE	NE	NE	NE	NE	NE	NE
Ear and labyrinth disorders	Sudden hearing loss	Female	236	37,3	1	0,4	262	41,9	0	0,0		* Quasi-complete separation of data points detected.				* WARNING: Negative of Hessian not positive definite.			NE	Algorithm converged.	NE	NE	0,2920		NE	Algorithm converged.	NE	NE
Ear and labyrinth disorders	Tinnitus	Male	396	62,7	0	0,0	363	58,1	0	0,0	NE		NE	NE	NE		NE	NE	NE	NE	NE	NE	NE	1,0000	NE	NE	NE	NE	NE	NE	NE	NE	NE
Ear and labyrinth disorders	Tinnitus	Female	236	37,3	1	0,4	262	41,9	3	1,1	1,33	Convergence criterion (GCONV=1E-8) satisfied.	0,07	17,86	0,000	Algorithm converged.	-0,011	0,012	1,33	Algorithm converged.	0,97	17,85	0,9410		0,90	Algorithm converged.	0,06	14,32
Ear and labyrinth disorders	Vertigo	Male	396	62,7	1	0,3	363	58,1	0	0,0		* Quasi-complete separation of data points detected.				* WARNING: The relative Hessian convergence criterion of 52.004609201 is greater than the limit of 0.0001. The convergence is questionable.			NE	Algorithm converged.	NE	NE	0,3384	0,1074	NE	Algorithm converged.	NE	NE
Ear and labyrinth disorders	Vertigo	Female	236	37,3	0	0,0	262	41,9	1	0,4		* Quasi-complete separation of data points detected.				* ERROR: Error in computing the link function, its derivatives, or the variance function.			0,00	Algorithm converged.	0,00	NE	0,2428		>999,99	Algorithm converged.	0,00	NE
Ear and labyrinth disorders	Vestibular disorder	Male	396	62,7	1	0,3	363	58,1	0	0,0		* Quasi-complete separation of data points detected.				* WARNING: The relative Hessian convergence criterion of 53.68217724 is greater than the limit of 0.0001. The convergence is questionable.			NE	Algorithm converged.	NE	NE	0,3384	NE	NE	Algorithm converged.	NE	NE
Ear and labyrinth disorders	Vestibular disorder	Female	236	37,3	0	0,0	262	41,9	0	0,0	NE		NE	NE	NE		NE	NE	NE	NE	NE	NE	NE	NE	NE	NE	NE	NE	NE	NE	NE	NE	NE
Endocrine disorders		Male	396	62,7	4	1,0	363	58,1	4	1,1	0,92	Convergence criterion (GCONV=1E-8) satisfied.	0,23	3,69	-0,002	Algorithm converged.	-0,015	0,014	0,92	Algorithm converged.	0,23	3,64	0,9014	0,3172	1,09	Algorithm converged.	0,21	4,34
Endocrine disorders		Female	236	37,3	3	1,3	262	41,9	2	0,8	3,50	Convergence criterion (GCONV=1E-8) satisfied.	0,35	32,52	0,000	Algorithm converged.	-0,027	0,026	3,47	Algorithm converged.	0,36	31,80	0,2671		0,30	Algorithm converged.	0,09	2,43
Endocrine disorders	Autoimmune thyroiditis	Male	396	62,7	0	0,0	363	58,1	0	0,0	NE		NE	NE	NE		NE	NE	NE	NE	NE	NE	NE	NE	NE	NE	NE	NE	NE	NE	NE	NE	NE
Endocrine disorders	Autoimmune thyroiditis	Female	236	37,3	1	0,4	262	41,9	0	0,0		* Quasi-complete separation of data points detected.				* WARNING: Negative of Hessian not positive definite.			NE	Algorithm converged.	NE	NE	0,2920		NE	Algorithm converged.	NE	NE
Endocrine disorders	Goitre	Male	396	62,7	0	0,0	363	58,1	0	0,0	NE		NE	NE	NE		NE	NE	NE	NE	NE	NE	NE	NE	NE	NE	NE	NE	NE	NE	NE	NE	NE
Endocrine disorders	Goitre	Female	236	37,3	0	0,0	262	41,9	0	0,0		* Quasi-complete separation of data points detected.				* WARNING: Negative of Hessian not positive definite.			NE	Algorithm converged.	NE	NE	0,2920		NE	Algorithm converged.	NE	NE
Endocrine disorders	Hyperparathyroidism	Male	396	62,7	0	0,0	363	58,1	0	0,0	NE		NE	NE	NE		NE	NE	NE	NE	NE	NE	NE	NE	NE	NE	NE	NE	NE	NE	NE	NE	NE
Endocrine disorders	Hyperparathyroidism	Female	236	37,3	0	0,0	262	41,9	0	0,0		* Quasi-complete separation of data points detected.				* WARNING: Negative of Hessian not positive definite.			NE	Algorithm converged.	NE	NE	0,2920		NE	Algorithm converged.	NE	NE
Endocrine disorders	Hyperthyroidism	Male	396	62,7	0	0,0	363	58,1	1	0,3		* Quasi-complete separation of data points detected.				* WARNING: Negative of Hessian not positive definite.			0,00	Algorithm converged.	0,00	NE	0,2903	NE	>999,99	Algorithm converged.	0,00	NE
Endocrine disorders	Hyperthyroidism	Female	236	37,3	0	0,0	262	41,9	0	0,0	NE		NE	NE	NE		NE	NE	NE	NE	NE	NE	NE	NE	NE	NE	NE	NE	NE	NE	NE	NE	NE
Endocrine disorders	Hypothyroidism	Male	396	62,7	3	0,8	363	58,1	3	0,8	1,65	Convergence criterion (GCONV=1E-8) satisfied.	0,34	32,12	0,003	Algorithm converged.	-0,018	0,017	1,63	Algorithm converged.	0,34	9,95	0,4758	0,7617	0,55	Algorithm converged.	0,10	2,86
Endocrine disorders	Hypothyroidism	Female	236	37,3	1	0,4	262	41,9	2	0,8	1,33	Convergence criterion (GCONV=1E-8) satisfied.	0,07	17,86	0,000	Algorithm converged.	-0,011	0,012	1,33	Algorithm converged.	0,97	17,85	0,9410		0,90	Algorithm converged.	0,06	14,32
Endocrine disorders	Primary hypogonadism	Male	396	62,7	0	0,0	363	58,1	1	0,3		* Quasi-complete separation of data points detected.				* WARNING: Negative of Hessian not positive definite.			0,00	Algorithm converged.	0,00	NE	0,2903	NE	>999,99	Algorithm converged.	0,00	NE
Endocrine disorders	Primary hypogonadism	Female	236	37,3	0	0,0	262	41,9	0	0,0	NE		NE	NE	NE		NE	NE	NE	NE	NE	NE	NE	NE	NE	NE	NE	NE	NE	NE	NE	NE	NE
Eye disorders		Male	396	62,7	170	42,9	363	58,1	153	42,1	1,03	Convergence criterion (GCONV=1E-8) satisfied.	0,77	1,38	0,008	Algorithm converged.	-0,063	0,078	1,02	Algorithm converged.	0,83	1,23	0,8241	0,8612	0,98	Algorithm converged.	0,83	1,14
Eye disorders		Female	236	37,3	104	44,1	262	41,9	118	44,9	0,97	Convergence criterion (GCONV=1E-8) satisfied.	0,70	1,41	-0,022	Algorithm converged.	-0,089	0,085	1,01	Algorithm converged.	0,81	1,10	0,8020		1,08	Algorithm converged.	0,82	1,26
Eye disorders	Angle closure glaucoma	Male	396	62,7	0	0,0	363	58,1	1	0,3		* Quasi-complete separation of data points detected.				* WARNING: Negative of Hessian not positive definite.			0,00	Algorithm converged.	0,00	NE	0,2903	NE	>999,99	Algorithm converged.	0,00	NE
Eye disorders	Angle closure glaucoma	Female	236	37,3	0	0,0	262	41,9	0	0,0	NE		NE	NE	NE		NE	NE	NE	NE	NE	NE	NE	NE	NE	NE	NE	NE	NE	NE	NE	NE	NE
Eye disorders	Anterior chamber opacity	Male	396	62,7	1	0,3	363	58,1	0	0,0	NE		NE	NE	NE		NE	NE	NE	NE	NE	NE	NE	NE	NE	NE	NE	NE	NE	NE	NE	NE	NE
Eye disorders	Anterior chamber opacity	Female	236	37,3	0	0,0	262	41,9	1	0,4		* Quasi-complete separation of data points detected.				* ERROR: Error in computing the link function, its derivatives, or the variance function.			0,00	Algorithm converged.	0,00	NE	0,2428		>999,99	Algorithm converged.	0,00	NE
Eye disorders	Blepharitis	Male	396	62,7	3	0,8	363	58,1	2	0,8	1,38	Convergence criterion (GCONV=1E-8) satisfied.	0,23	8,28	0,002	Algorithm converged.	-0,009	0,014	1,37	Algorithm converged.	0,23	8,18	0,7254	0,7511	0,73	Algorithm converged.	0,12	4,33
Eye disorders	Blepharitis	Female	236	37,3	2	0,8	262	41,9	1	0,4	2,33	Convergence criterion (GCONV=1E-8) satisfied.	0,20	24,76	0,005	Algorithm converged.	-0,009	0,010	2,32	Algorithm converged.	0,20	24,23	0,5039		0,45	Algorithm converged.	0,06	4,93
Eye disorders	Blepharitis allergic	Male	396	62,7	1	0,3	363	58,1	0	0,0		* Quasi-complete separation of data points detected.				* WARNING: The relative Hessian convergence criterion of 50.428711952 is greater than the limit of 0.0001. The convergence is questionable.			NE	Algorithm converged.	NE	NE	0,3384	NE	NE	Algorithm converged.	NE	NE
Eye disorders	Blepharitis allergic	Female	236	37,3	0	0,0	262	41,9	0	0,0	NE		NE	NE	NE		NE	NE	NE	NE	NE	NE	NE	NE	NE	NE	NE	NE	NE	NE	NE	NE	NE
Eye disorders	Blindness transient	Male	396	62,7	0	0,0	363	58,1	0	0,0	NE		NE	NE	NE		NE	NE	NE	NE	NE	NE	NE	NE	NE	NE	NE	NE	NE	NE	NE	NE	NE
Eye disorders	Blindness transient	Female	236	37,3	0	0,0	262	41,9	1	0,4		* Quasi-complete separation of data points detected.				* ERROR: Error in computing the link function, its derivatives, or the variance function.			0,00	Algorithm converged.	0,00	NE	0,2428		>999,99	Algorithm converged.	0,00	NE
Eye disorders	Borderline glaucoma	Male	396	62,7	1	0,3	363	58,1	0	0,0		* Quasi-complete separation of data points detected.				* WARNING: Negative of Hessian not positive definite.			NE	Algorithm converged.	NE	NE	0,2570	NE	NE	Algorithm converged.	NE	NE
Eye disorders	Borderline glaucoma	Female	236	37,3	0	0,0	262	41,9	0	0,0	NE		NE	NE	NE		NE	NE	NE	NE	NE	NE	NE	NE	NE	NE	NE	NE	NE	NE	NE	NE	NE
Eye disorders	Cataract	Male	396	62,7	43	10,8	363	58,1	24	6,6	1,63	Convergence criterion (GCONV=1E-8) satisfied.	0,56	2,76	0,037	Algorithm converged.	-0,002	0,037	1,57	Algorithm converged.	0,57	2,54	0,0692	0,0955	0,64	Algorithm converged.	0,33	1,04
Eye disorders	Cataract	Female	236	37,3	18	7,6	262	41,9	22	8,4	0,73	Convergence criterion (GCONV=1E-8) satisfied.	0,41	1,53	-0,016	Algorithm converged.	-0,057	0,047	0,72	Algorithm converged.	0,41	1,50	0,4977		1,24	Algorithm converged.	0,47	2,90
Eye disorders	Cataract cortical	Male	396	62,7	3	0,8	363	58,1	4	1,1	0,23	Convergence criterion (GCONV=1E-8) satisfied.	0,03	2,04	-0,028	Algorithm converged.	-0,020	0,003	0,23	Algorithm converged.	0,03	2,04	0,1487		4,36	Algorithm converged.	0,43	18,84
Eye disorders	Cataract cortical	Female	236	37,3	1	0,4	262	41,9	2	0,8	0,95	Convergence criterion (GCONV=1E-8) satisfied.	0,05	6,14	-0,003	Algorithm converged.	-0,017	0,010	0,94	Algorithm converged.	0,05	6,08	0,6291		1,80	Algorithm converged.	0,16	19,74
Eye disorders	Cataract nuclear	Male	396	62,7	3	0,8	363	58,1	3	0,8	0,49	Convergence criterion (GCONV=1E-8) satisfied.	0,04	8,08	-0,001	Algorithm converged.	-0,012	0,004	0,49	Algorithm converged.	0,04	8,05	0,5130	0,2148	2,28	Algorithm converged.	0,01	2,71
Eye disorders	Cataract nuclear	Female	236	37,3	3	1,3	262	41,9	1	0,4	3,36	Convergence criterion (GCONV=1E-8) satisfied.	0,35	32,52	0,000	Algorithm converged.	-0,027	0,026	3,33	Algorithm converged.	0,35	31,80	0,2673		0,30	Algorithm converged.	0,09	2,87
Eye disorders	Cataract subcapsular	Male	396	62,7	4	1,0	363	58,1	2	0,6	1,84	Convergence criterion (GCONV=1E-8) satisfied.	0,34	10,12	0,005	Algorithm converged.	-0,008	0,017	1,83	Algorithm converged.	0,34	9,95	0,4758	0,3552	0,55	Algorithm converged.	0,10	2,90
Eye disorders	Cataract subcapsular	Female	236	37,3	1	0,4	262	41,9	0	0,0		* Quasi-complete separation of data points detected.				* WARNING: Negative of Hessian not positive definite.			NE	Algorithm converged.	NE	NE	0,2920		NE	Algorithm converged.	NE	NE
Eye disorders	Chalasion	Male	396	62,7	3	0,8	363	58,1	2	0,6	0,92	Convergence criterion (GCONV=1E-8) satisfied.	0,13	6,54	0,000	Algorithm converged.	-0,011	0,010	0,92	Algorithm converged.	0,13	6,47	0,3355	0,1734	1,09	Algorithm converged.	0,13	7,75
Eye disorders	Chalasion	Female	236	37,3	0	0,0	262	41,9	2	0,8		* Quasi-complete separation of data points detected.				* ERROR: Error in computing the link function, its derivatives, or the variance function.			0,00	Algorithm converged.	0,00	NE	0,1795		>999,99	Algorithm converged.	0,00	NE
Eye disorders	Conjunctival disorder	Male	396	62,7	1	0,3	363	58,1	0	0,0		* Quasi-complete separation of data points detected.				* WARNING: The relative Hessian convergence criterion of 50.428711952 is greater than the limit of 0.0001. The convergence is questionable.			NE	Algorithm converged.	NE	NE	0,3384	NE	NE	Algorithm converged.	NE	NE
Eye disorders	Conjunctival disorder	Female	236	37,3	0	0,0	262	41,9	0	0,0	NE		NE	NE	NE		NE	NE	NE	NE	NE	NE	NE	NE	NE	NE	NE	NE	NE	NE	NE	NE	NE
Eye disorders	Conjunctival haemorrhage	Male	396	62,7	31	7,8	363	58,1	20	6,9	1,13	Convergence criterion (GCONV=1E-8) satisfied.	0,66	1,28	0,008	Algorithm converged.	-0,028	0,047	1,14	Algorithm converged.	0,68	1,23	0,6205	0,7501	0,88	Algorithm converged.	0,53	1,46
Eye disorders	Conjunctival haemorrhage	Female	236	37,3	18	7,6	262	41,9	20	7,6	1,00	Convergence criterion (GCONV=1E-8) satisfied.	0,52	1,24	0,000	Algorithm converged.	-0,047	0,047	1,00	Algorithm converged.	0,54	1,84	0,9979		1,00	Algorithm converged.	0,54	1,83
Eye disorders	Conjunctival hyperaemia	Male	396	62,7	2	0,5	363	58,1	1	0,3	1,84	Convergence criterion (GCONV=1E-8) satisfied.	0,17	20,15	0,002	Algorithm converged.	-0,003	0,011	1,83	Algorithm converged.	0,17	20,13	0,6148	0,3768	0,55	Algorithm converged.	0,05	5,99
Eye disorders	Conjunctival hyperaemia	Female	236	37,3	1	0,4	262	41,9	0	0,0		* Quasi-complete separation of data points detected.				* WARNING: Negative of Hessian not positive definite.			NE	Algorithm converged.	NE	NE	0,2920		NE	Algorithm converged.	NE	NE
Eye disorders	Conjunctival irritation	Male	396	62,7	0	0,0	363	58,1	1	0,3		* Quasi-complete separation of data points detected.				* WARNING: Negative of Hessian not positive definite.			0,00	Algorithm converged.	0,00	NE	0,2963	NE	>999,99	Algorithm converged.	0,00	NE
Eye disorders	Conjunctival irritation	Female	236	37,3	0	0,0	262	41,9	0	0,0	NE		NE	NE	NE		NE	NE	NE	NE	NE	NE	NE	NE	NE	NE	NE	NE	NE	NE	NE	NE	NE
Eye disorders	Conjunctival oedema	Male	396	62,7	0	0,0	363	58,1	0	0,0	NE		NE	NE	NE		NE	NE	NE	NE	NE	NE	NE	NE	NE	NE	NE	NE	NE	NE	NE	NE	NE
Eye disorders	Conjunctival oedema	Female	236	37,3	1	0,4	262	41,9	0	0,0	NE		NE	NE	NE		NE	NE	NE	NE	NE	NE	NE	NE	NE	NE	NE	NE	NE	NE	NE	NE	NE
Eye disorders	Conjunctivitis allergic	Male	396	62,7	2	0,5	363	58,1	0	0,0		* Quasi-complete separation of data points detected.				* WARNING: Negative of Hessian not positive definite.			NE	Algorithm converged.	NE	NE	0,1754	0,0228	NE	Algorithm converged.	NE	NE
Eye disorders	Conjunctivitis allergic	Female	236	37,3	0	0,0	262	41,9	2	0,8		* Quasi-complete separation of data points detected.				* ERROR: Error in computing the link function, its derivatives, or the variance function.			0,00	Algorithm converged.	0,00	NE	0,1795		>999,99	Algorithm converged.	0,00	NE
Eye disorders	Conjunctivochalasis	Male	396	62,7	1	0,3	363	58,1	1	0,3		* Quasi-complete separation of data points detected.				* WARNING: The relative Hessian convergence criterion of 50.428711952 is greater than the limit of 0.0001. The convergence is questionable.			NE	Algorithm converged.	NE	NE	0,3384	NE	NE	Algorithm converged.	NE	NE
Eye disorders	Conjunctivochalasis	Female	236	37,3	0	0,0	262	41,9	0	0,0	NE		NE	NE	NE		NE	NE	NE	NE	NE	NE	NE	NE	NE	NE	NE	NE	NE	NE	NE	NE	NE
Eye disorders	Corneal disorder

| | | |

Eye disorders	Retinopathy hypertensive	Female	236	37,3	1	0,4	262	41,9	0	0,0		* Quasi-complete separation of data points detected.					* WARNING: Negative of Hessian not positive definite.			NE	Algorithm converged.	NE	NE	0,2920			NE		Algorithm converged.	NE	NE
Eye disorders	Scintillating scotoma	Male	396	62,7	0	0,0	383	58,1	0	0,0	NE		NE	NE	NE					NE	NE	NE	NE	NE	NE	NE	NE	NE	NE	NE	NE	NE	NE	NE	NE	NE	NE
Eye disorders	Scintillating scotoma	Female	236	37,3	1	0,4	262	41,9	0	0,0		* Quasi-complete separation of data points detected.					* WARNING: Negative of Hessian not positive definite.			NE	Algorithm converged.	NE	NE	0,2920			NE		Algorithm converged.	NE	NE
Eye disorders	Scleritis	Male	396	62,7	1	0,3	383	58,1	1	0,3	0,00		* Quasi-complete separation of data points detected.					* WARNING: Negative of Hessian not positive definite.			NE	Algorithm converged.	NE	NE	0,2903			NE	>999,99	Algorithm converged.	NE	NE
Eye disorders	Scleritis	Female	236	37,3	0	0,0	262	41,9	0	0,0	NE		NE	NE	NE					NE	NE	NE	NE	NE	NE	NE	NE	NE	NE	NE	NE	NE	NE	NE	NE	NE	NE
Eye disorders	Swelling of eyelid	Male	396	62,7	1	0,3	383	58,1	1	0,3	0,00		* Convergence criterion (GCONV=1E-8) satisfied.				0,06	14,71	0,000		* Algorithm converged.	-0,008	0,007	0,92	Algorithm converged.	0,06	14,60	0,9508	1,0000	1,09	Algorithm converged.	0,07	17,38
Eye disorders	Swelling of eyelid	Female	236	37,3	1	0,4	262	41,9	0	0,0	NE		NE	NE	NE					NE	NE	NE	NE	NE	NE	NE	NE	NE	NE	NE	NE	NE	NE	NE	NE	NE	NE
Eye disorders	Trichiasis	Male	396	62,7	1	0,3	383	58,1	0	0,0		* Quasi-complete separation of data points detected.					* WARNING: The relative Hessian convergence criterion of 50.428711952 is greater than the limit of 0.0001. The convergence is questionable.			NE	Algorithm converged.	NE	NE	0,3384	NE	NE	Algorithm converged.	NE	NE
Eye disorders	Trichiasis	Female	236	37,3	1	0,4	262	41,9	0	0,0	NE		NE	NE	NE					NE	NE	NE	NE	NE	NE	NE	NE	NE	NE	NE	NE	NE	NE	NE	NE	NE	NE
Eye disorders	Uveitic glaucoma	Male	396	62,7	0	0,0	383	58,1	0	0,0	NE		NE	NE	NE					NE	NE	NE	NE	NE	NE	NE	NE	NE	NE	NE	NE	NE	NE	NE	NE	NE	NE
Eye disorders	Uveitic glaucoma	Female	236	37,3	1	0,4	262	41,9	0	0,0	NE		* Quasi-complete separation of data points detected.					* WARNING: Negative of Hessian not positive definite.			NE	Algorithm converged.	NE	NE	0,2920			NE		Algorithm converged.	NE	NE
Eye disorders	Uveitis	Male	396	62,7	2	0,5	383	58,1	1	0,3	1,84		* Convergence criterion (GCONV=1E-8) satisfied.				0,17	20,15	0,002		* Algorithm converged.	-0,007	0,011	1,83	Algorithm converged.	0,17	20,13	0,6148	0,7225	0,55	Algorithm converged.	0,05	5,39
Eye disorders	Uveitis	Female	236	37,3	1	0,4	262	41,9	1	0,4	2,39		* Convergence criterion (GCONV=1E-8) satisfied.				0,35	32,62	0,000		* Algorithm converged.	-0,007	0,025	3,33	Algorithm converged.	0,35	31,90	0,2673		0,30	Algorithm converged.	0,03	2,87
Eye disorders	Vision blurred	Male	396	62,7	2	0,5	383	58,1	3	0,8	0,83		* Convergence criterion (GCONV=1E-8) satisfied.				0,10	9,67	-0,000		* Algorithm converged.	-0,015	0,008	0,81	Algorithm converged.	0,10	3,64	0,9848	0,4649	1,64	Algorithm converged.	0,27	9,74
Eye disorders	Vision blurred	Female	236	37,3	1	0,4	262	41,9	1	0,4	0,00		* Convergence criterion (GCONV=1E-8) satisfied.				0,03	1,83	-0,010		* Algorithm converged.	-0,033	0,004	0,20	Algorithm converged.	0,03	1,80	0,1258		0,50	Algorithm converged.	0,03	39,24
Eye disorders	Visual acuity reduced	Male	396	62,7	0	0,0	383	58,1	0	0,0		* Quasi-complete separation of data points detected.					* WARNING: Negative of Hessian not positive definite.			NE	Algorithm converged.	NE	NE	0,2903	0,0146	>999,99	Algorithm converged.	0,00	NE
Eye disorders	Visual acuity reduced	Female	236	37,3	0	0,0	262	41,9	0	0,0		* Quasi-complete separation of data points detected.					* WARNING: Negative of Hessian not positive definite.			NE	Algorithm converged.	NE	NE	0,2920			NE		Algorithm converged.	NE	NE
Eye disorders	Visual field defect	Male	396	62,7	1	0,3	383	58,1	2	0,5	0,00		* Quasi-complete separation of data points detected.					* WARNING: Negative of Hessian not positive definite.			NE	Algorithm converged.	NE	NE	0,3384	NE	>999,99	Algorithm converged.	NE	NE
Eye disorders	Visual field defect	Female	236	37,3	0	0,0	262	41,9	0	0,0	NE		NE	NE	NE					NE	NE	NE	NE	NE	NE	NE	NE	NE	NE	NE	NE	NE	NE	NE	NE	NE	NE
Eye disorders	Visual impairment	Male	396	62,7	1	0,3	383	58,1	1	0,3	1,98		* Convergence criterion (GCONV=1E-8) satisfied.				0,23	8,29	0,002		* Algorithm converged.	-0,009	0,016	1,33	Algorithm converged.	0,23	8,16	0,7511	0,73	0,73	Algorithm converged.	0,23	6,33
Eye disorders	Visual impairment	Female	236	37,3	1	0,4	262	41,9	1	0,4	2,20		* Convergence criterion (GCONV=1E-8) satisfied.				0,20	24,73	0,001		* Algorithm converged.	-0,009	0,019	2,22	Algorithm converged.	0,20	24,33	0,5028		0,45	Algorithm converged.	0,04	4,93
Eye disorders	Vitreoretinal traction syndrome	Male	396	62,7	2	0,5	383	58,1	0	0,0		* Quasi-complete separation of data points detected.					* WARNING: Negative of Hessian not positive definite.			NE	Algorithm converged.	NE	NE	0,1754	0,0121	NE	Algorithm converged.	NE	NE
Eye disorders	Vitreoretinal traction syndrome	Female	236	37,3	0	0,0	262	41,9	1	0,4		* Quasi-complete separation of data points detected.					* ERROR: Error in computing the link function, its derivatives, or the variance function.			0,00	Algorithm converged.	0,00	NE	0,0595		>999,99	Algorithm converged.	0,00	NE
Eye disorders	Vitreous adhesions	Male	396	62,7	0	0,0	383	58,1	0	0,0		* Quasi-complete separation of data points detected.					* WARNING: Negative of Hessian not positive definite.			NE	Algorithm converged.	NE	NE	0,2903	NE	>999,99	Algorithm converged.	NE	NE
Eye disorders	Vitreous adhesions	Female	236	37,3	0	0,0	262	41,9	0	0,0	NE		NE	NE	NE					NE	NE	NE	NE	NE	NE	NE	NE	NE	NE	NE	NE	NE	NE	NE	NE	NE	NE
Eye disorders	Vitreous degeneration	Male	396	62,7	0	0,0	383	58,1	0	0,0		* Quasi-complete separation of data points detected.					* WARNING: The relative Hessian convergence criterion of 0.0046092021 is greater than the limit of 0.0001. The convergence is questionable.			NE	Algorithm converged.	NE	NE	0,3384	NE	NE	Algorithm converged.	NE	NE
Eye disorders	Vitreous degeneration	Female	236	37,3	0	0,0	262	41,9	0	0,0	NE		NE	NE	NE					NE	NE	NE	NE	NE	NE	NE	NE	NE	NE	NE	NE	NE	NE	NE	NE	NE	NE
Eye disorders	Vitreous detachment	Male	396	62,7	13	3,3	383	58,1	19	5,0	0,61		* Convergence criterion (GCONV=1E-8) satisfied.				0,90	1,26	-0,020		* Algorithm converged.	-0,048	0,009	0,63	Algorithm converged.	0,31	1,23	0,1817	0,1615	1,53	Algorithm converged.	0,40	3,10
Eye disorders	Vitreous detachment	Female	236	37,3	14	3,6	262	41,9	12	4,6	1,31		* Convergence criterion (GCONV=1E-8) satisfied.				0,40	2,30	0,014		* Algorithm converged.	-0,026	0,003	1,30	Algorithm converged.	0,41	2,74	0,4987		0,73	Algorithm converged.	0,36	1,84
Eye disorders	Vitreous disorder	Male	396	62,7	2	0,5	383	58,1	1	0,3	1,84		* Convergence criterion (GCONV=1E-8) satisfied.				0,17	20,15	0,002		* Algorithm converged.	-0,007	0,011	1,83	Algorithm converged.	0,17	20,13	0,6148	0,3766	0,55	Algorithm converged.	0,05	5,39
Eye disorders	Vitreous disorder	Female	236	37,3	1	0,4	262	41,9	0	0,0	NE		* Quasi-complete separation of data points detected.					* WARNING: Negative of Hessian not positive definite.			NE	Algorithm converged.	NE	NE	0,2920			NE		Algorithm converged.	NE	NE
Eye disorders	Vitreous floaters	Male	396	62,7	11	2,8	383	58,1	10	2,6	1,01		* Convergence criterion (GCONV=1E-8) satisfied.				0,42	2,40	0,000		* Algorithm converged.	-0,023	0,026	1,01	Algorithm converged.	0,43	2,35	0,9840	0,9883	0,99	Algorithm converged.	0,43	2,31
Eye disorders	Vitreous floaters	Female	236	37,3	9	3,8	262	41,9	10	3,8	1,00		* Convergence criterion (GCONV=1E-8) satisfied.				0,40	3,50	0,000		* Algorithm converged.	-0,034	0,034	1,00	Algorithm converged.	0,43	2,42	0,9985		1,00	Algorithm converged.	0,41	2,42
Eye disorders	Vitreous haemorrhage	Male	396	62,7	5	1,3	383	58,1	5	1,3	0,73		* Convergence criterion (GCONV=1E-8) satisfied.				0,13	2,74	-0,016		* Algorithm converged.	-0,019	0,012	0,73	Algorithm converged.	0,20	2,73	0,6407	0,9921	1,59	Algorithm converged.	0,07	5,04
Eye disorders	Vitreous haemorrhage	Female	236	37,3	4	1,7	262	41,9	2	2,3	0,74		* Convergence criterion (GCONV=1E-8) satisfied.				0,21	2,64	-0,000		* Algorithm converged.	-0,030	0,019	0,74	Algorithm converged.	0,21	2,59	0,6367		1,25	Algorithm converged.	0,19	4,71
Eye disorders	Vitreous opacities	Male	396	62,7	0	0,0	383	58,1	1	0,3		* Quasi-complete separation of data points detected.					* WARNING: Negative of Hessian not positive definite.			0,00	Algorithm converged.	0,00	NE	0,2903	0,1642	>999,99	Algorithm converged.	0,00	NE
Eye disorders	Vitreous opacities	Female	236	37,3	1	0,4	262	41,9	9	3,4	2,23		* Convergence criterion (GCONV=1E-8) satisfied.				0,20	24,74	0,005		* Algorithm converged.	-0,019	0,019	2,22	Algorithm converged.	0,20	24,33	0,5028		0,45	Algorithm converged.	0,04	4,93
Eye disorders	Vitritis	Male	396	62,7	0	0,0	383	58,1	0	0,0		* Quasi-complete separation of data points detected.					* WARNING: Negative of Hessian not positive definite.			0,00	Algorithm converged.	0,00	NE	0,1394	1,0000	>999,99	Algorithm converged.	0,00	NE
Eye disorders	Vitritis	Female	236	37,3	0	0,0	262	41,9	1	0,4		* Quasi-complete separation of data points detected.					* ERROR: Error in computing the link function, its derivatives, or the variance function.			0,00	Algorithm converged.	0,00	NE	0,9428		>999,99	Algorithm converged.	0,00	NE
Gastrointestinal disorders		Male	396	62,7	46	11,6	383	58,1	29	7,6	1,78		* Convergence criterion (GCONV=1E-8) satisfied.				1,07	1,98	0,047		* Algorithm converged.	0,006	0,088	1,63	Algorithm converged.	1,06	2,80	0,0255	0,0221	0,59	Algorithm converged.	0,37	0,94
Gastrointestinal disorders		Female	236	37,3	21	8,9	262	41,9	31	11,8	0,73		* Convergence criterion (GCONV=1E-8) satisfied.				0,41	1,31	-0,020		* Algorithm converged.	-0,083	0,024	0,75	Algorithm converged.	0,44	1,27	0,2856		1,33	Algorithm converged.	0,79	2,29
Gastrointestinal disorders	Abdominal hernia	Male	396	62,7	0	0,0	383	58,1	0	0,0		* Quasi-complete separation of data points detected.					* WARNING: The relative Hessian convergence criterion of 50.428711952 is greater than the limit of 0.0001. The convergence is questionable.			NE	Algorithm converged.	NE	NE	0,3384	NE	NE	Algorithm converged.	NE	NE
Gastrointestinal disorders	Abdominal hernia	Female	236	37,3	0	0,0	262	41,9	0	0,0	NE		NE	NE	NE					NE	NE	NE	NE	NE	NE	NE	NE	NE	NE	NE	NE	NE	NE	NE	NE	NE	NE
Gastrointestinal disorders	Abdominal pain	Male	396	62,7	0	0,0	383	58,1	0	0,0	NE		NE	NE	NE					NE	NE	NE	NE	NE	NE	NE	NE	NE	NE	NE	NE	NE	NE	NE	NE	NE	NE
Gastrointestinal disorders	Abdominal pain	Female	236	37,3	0	0,0	262	41,9	4	1,5		* Quasi-complete separation of data points detected.					* ERROR: Error in computing the link function, its derivatives, or the variance function.			0,00	Algorithm converged.	0,00	NE	0,0595		>999,99	Algorithm converged.	0,00	NE
Gastrointestinal disorders	Abdominal pain lower	Male	396	62,7	0	0,0	383	58,1	0	0,0		* Quasi-complete separation of data points detected.					* WARNING: The relative Hessian convergence criterion of 52.0046092021 is greater than the limit of 0.0001. The convergence is questionable.			NE	Algorithm converged.	NE	NE	0,3384	NE	NE	Algorithm converged.	NE	NE
Gastrointestinal disorders	Abdominal pain lower	Female	236	37,3	0	0,0	262	41,9	0	0,0	NE		NE	NE	NE					NE	NE	NE	NE	NE	NE	NE	NE	NE	NE	NE	NE	NE	NE	NE	NE	NE	NE
Gastrointestinal disorders	Abdominal pain upper	Male	396	62,7	1	0,3	383	58,1	0	0,0		* Quasi-complete separation of data points detected.					* WARNING: Negative of Hessian not positive definite.			NE	Algorithm converged.	NE	NE	0,2903	0,2368	NE	Algorithm converged.	NE	NE
Gastrointestinal disorders	Abdominal pain upper	Female	236	37,3	3	1,3	262	41,9	1	0,4	3,36		* Convergence criterion (GCONV=1E-8) satisfied.				0,35	32,52	0,000		* Algorithm converged.	-0,007	0,025	3,33	Algorithm converged.	0,35	31,80	0,2673		0,30	Algorithm converged.	0,03	2,89
Gastrointestinal disorders	Anal fissure	Male	396	62,7	0	0,0	383	58,1	0	0,0		* Quasi-complete separation of data points detected.					* WARNING: The relative Hessian convergence criterion of 50.428711952 is greater than the limit of 0.0001. The convergence is questionable.			NE	Algorithm converged.	NE	NE	0,3384	NE	NE	Algorithm converged.	NE	NE
Gastrointestinal disorders	Anal fissure	Female	236	37,3	0	0,0	262	41,9	0	0,0	NE		NE	NE	NE					NE	NE	NE	NE	NE	NE	NE	NE	NE	NE	NE	NE	NE	NE	NE	NE	NE	NE
Gastrointestinal disorders	Anal incontinence	Male	396	62,7	0	0,0	383	58,1	0	0,0	NE		NE	NE	NE					NE	NE	NE	NE	NE	NE	NE	NE	NE	NE	NE	NE	NE	NE	NE	NE	NE	NE
Gastrointestinal disorders	Anal incontinence	Female	236	37,3	0	0,0	262	41,9	0	0,0		* Quasi-complete separation of data points detected.					* WARNING: Negative of Hessian not positive definite.			NE	Algorithm converged.	NE	NE	0,2903		NE	Algorithm converged.	NE	NE
Gastrointestinal disorders	Chronic gastritis	Male	396	62,7	0	0,0	383	58,1	0	0,0	NE		NE	NE	NE					NE	NE	NE	NE	NE	NE	NE	NE	NE	NE	NE	NE	NE	NE	NE	NE	NE	NE
Gastrointestinal disorders	Chronic gastritis	Female	236	37,3	1	0,4	262	41,9	0	0,0		* Quasi-complete separation of data points detected.					* WARNING: Negative of Hessian not positive definite.			NE	Algorithm converged.	NE	NE	0,2920		NE	Algorithm converged.	NE	NE
Gastrointestinal disorders	Colitis	Male	396	62,7	1	0,3	383	58,1	1	0,3	0,00		* Quasi-complete separation of data points detected.					* WARNING: Negative of Hessian not positive definite.			0,00	Algorithm converged.	0,00	NE	0,2903	0,1643	>999,99	Algorithm converged.	0,00	NE
Gastrointestinal disorders	Colitis	Female	236	37,3	2	0,8	262	41,9	1	0,4	2,23		* Convergence criterion (GCONV=1E-8) satisfied.				0,20	24,74	0,005		* Algorithm converged.	-0,009	0,019	2,22	Algorithm converged.	0,20	24,33	0,5028		0,45	Algorithm converged.	0,04	4,93
Gastrointestinal disorders	Constipation	Male	396	62,7	3	0,8	383	58,1	2	0,5	1,38		* Convergence criterion (GCONV=1E-8) satisfied.				0,23	8,29	0,002		* Algorithm converged.	-0,009	0,016	1,33	Algorithm converged.	0,23	8,16	0,7294	0,6693	0,73	Algorithm converged.	0,12	4,33
Gastrointestinal disorders	Constipation	Female	236	37,3	2	0,8	262	41,9	2	0,8	0,53		* Convergence criterion (GCONV=1E-8) satisfied.				0,18	2,75	-0,000		* Algorithm converged.	-0,023	0,010	0,53	Algorithm converged.	0,21	2,68	0,6011		0,75	Algorithm converged.	0,21	5,28
Gastrointestinal disorders	Dental caries	Male	396	62,7	4	1,0	383	58,1	1	0,3	3,89		* Convergence criterion (GCONV=1E-8) satisfied.				0,41	33,20	0,007		* Algorithm converged.	-0,004	0,015	3,87	Algorithm converged.	0,41	32,45	0,2157	0,5034	0,27	Algorithm converged.	0,03	2,43
Gastrointestinal disorders	Dental caries	Female	236	37,3	1	0,4	262	41,9	1	0,4	1,31		* Convergence criterion (GCONV=1E-8) satisfied.				0,07	17,86	0,000		* Algorithm converged.	-0,011	0,012	1,31	Algorithm converged.	0,07	17,65	0,9403		0,90	Algorithm converged.	0,06	14,38
Gastrointestinal disorders	Dental cyst	Male	396	62,7	0	0,0	383	58,1	0	0,0		* Quasi-complete separation of data points detected.					* WARNING: Negative of Hessian not positive definite.			0,00	Algorithm converged.	0,00	NE	0,2903	NE	>999,99	Algorithm converged.	0,00	NE
Gastrointestinal disorders	Dental cyst	Female	236	37,3	0	0,0	262	41,9	0	0,0	NE		NE	NE	NE					NE	NE	NE	NE	NE	NE	NE	NE	NE	NE	NE	NE	NE	NE	NE	NE	NE	NE
Gastrointestinal disorders	Diabetic gastroparesis	Male	396	62,7	0	0,0	383	58,1	0	0,0	NE		NE	NE	NE					NE	NE	NE	NE	NE	NE	NE	NE	NE	NE	NE	NE	NE	NE	NE	NE	NE	NE
Gastrointestinal disorders	Diabetic gastroparesis	Female	236	37,3	0	0,0	262	41,9	0	0,0		* Quasi-complete separation of data points detected.					* WARNING: Negative of Hessian not positive definite.			NE	Algorithm converged.	NE	NE	0,2920		NE	Algorithm converged.	NE	NE
Gastrointestinal disorders	Diarrhoea	Male	396	62,7	5	1,3	383	58,1	3	0,8	1,53		* Convergence criterion (GCONV=1E-8) satisfied.				0,36	6,47	0,004		* Algorithm converged.	-0,010	0,019	1,53	Algorithm converged.	0,37	6,35	0,5589	0,2485	0,65	Algorithm converged.	0,16	3,72
Gastrointestinal disorders	Diarrhoea	Female	236	37,3	3	0,8	262	41,9	5	1,9	0,46		* Convergence criterion (GCONV=1E-8) satisfied.				0,08	3,28	-0,011		* Algorithm converged.	-0,031	0,010	0,46	Algorithm converged.	0,09	2,27	0,9158		3,25	Algorithm converged.	0,44	11,56
Gastrointestinal disorders	Diverticulum	Male	396	62,7	1	0,3	383	58,1	0	0,0		* Quasi-complete separation of data points detected.					* WARNING: The relative Hessian convergence criterion of 52.0046092021 is greater than the limit of 0.0001. The convergence is questionable.			NE	Algorithm converged.	NE	NE	0,3384	NE	NE	Algorithm converged.	NE	NE
Gastrointestinal disorders	Diverticulum	Female	236	37,3	0	0,0	262	41,9	0	0,0	NE		NE	NE	NE					NE	NE	NE	NE	NE	NE	NE	NE	NE	NE	NE	NE	NE	NE	NE	NE	NE	NE
Gastrointestinal disorders	Diverticulum intestinal	Male	396	62,7	1	0,3	383	58,1	0	0,0		* Quasi-complete separation of data points detected.					* WARNING: The relative Hessian convergence criterion of 52.0046092021 is greater than the limit of 0.0001. The convergence is questionable.			NE	Algorithm converged.	NE	NE	0,3384	NE	NE	Algorithm converged.	NE	NE
Gastrointestinal disorders	Diverticulum intestinal	Female	236	37,3	0	0,0	262	41,9	0	0,0	NE		NE	NE	NE					NE	NE	NE	NE	NE	NE	NE	NE	NE	NE	NE	NE	NE	NE	NE	NE	NE	NE
Gastrointestinal disorders	Dry mouth	Male	396	62,7	0	0,0	383	58,1	0	0,0	NE		NE	NE	NE					NE	NE	NE	NE	NE	NE	NE	NE	NE	NE	NE	NE	NE	NE	NE	NE	NE	NE
Gastrointestinal disorders	Dry mouth	Female	236	37,3	1	0,4	262	41,9	2	0,8		* Quasi-complete separation of data points detected.					* ERROR: Error in computing the link function, its derivatives, or the variance function.			0,00	Algorithm converged.	0,00	NE	0,2920		>999,99	Algorithm converged.	0,00	NE
Gastrointestinal disorders	Duodenitis	Male	396	62,7	0	0,0	383	58,1	0	0,0	NE		NE	NE	NE					NE	NE	NE	NE	NE	NE	NE	NE	NE	NE	NE	NE	NE	NE	NE	NE	NE	NE
Gastrointestinal disorders	Duodenitis	Female	236	37,3	1	0,4	262	41,9	1	0,4		* Quasi-complete separation of data points detected.					* ERROR: Error in computing the link function, its derivatives, or the variance function.			0,00	Algorithm converged.	0,00	NE	0,9428		>999,99	Algorithm converged.	0,00	NE
Gastrointestinal disorders	Dysgeusia	Male	396	62,7	1	0,3	383	58,1	1	0,3	2,76		* Convergence criterion (GCONV=1E-8) satisfied.				0,29	28,68	0,005		* Algorithm converged.	-0,005	0,015	2,75	Algorithm converged.	0,29	28,32	0,3598	0,8984	0,36	Algorithm converged.	0,04	3,48
Gastrointestinal disorders	Dysgeusia	Female	236	37,3	1	0,4	262	41,9	1	0,4	2,23		* Convergence criterion (GCONV=1E-8) satisfied.				0,20	24,74	0,005		* Algorithm converged.	-0,009	0,019	2,22	Algorithm converged.	0,20	24,33	0,5028		0,45	Algorithm converged.	0,04	4,93
Gastrointestinal disorders	Dysphagia	Male	396	62,7	3	0,8	383	58,1	3	0,8	0,92		* Convergence criterion (GCONV=1E-8) satisfied.				0,06	14,71	0,000		* Algorithm converged.	-0,018	0,007	0,92	Algorithm converged.	0,06	14,60	0,9509	0,8167	1,09	Algorithm converged.	0,07	17,38
Gastrointestinal disorders	Dysphagia	Female	236	37,3	1	0,4	262	41,9	3	1,1	0,37		* Convergence criterion (GCONV=1E-8) satisfied.				0,04	9,58	-0,007		* Algorithm converged.	-0,023	0,008	0,37	Algorithm converged.	0,04	3,53	0,3684		2,70	Algorithm converged.	0,29	25,81
Gastrointestinal disorders	Enteritis	Male	396	62,7	1	0,3	383	58,1	0	0,0		* Quasi-complete separation of data points detected.					* WARNING: The relative Hessian convergence criterion of 50.428711952 is greater than the limit of 0.0001. The convergence is questionable.			NE	Algorithm converged.	NE	NE	0,3384	NE	NE	Algorithm converged.	NE	NE
Gastrointestinal disorders	Enteritis	Female	236	37,3	0	0,0	262	41,9	0	0,0	NE		NE	NE	NE					NE	NE	NE	NE	NE	NE	NE	NE	NE	NE	NE	NE	NE	NE	NE	NE	NE	NE
Gastrointestinal disorders	Erosive oesophagitis	Male	396	62,7	1	0,3	383	58,1	0	0,0		* Quasi-complete separation of data points detected.					* WARNING: The relative Hessian convergence criterion of 50.428711952 is greater than the limit of 0.0001. The convergence is questionable.			NE	Algorithm converged.	NE	NE	0,3384	NE	NE	Algorithm converged.	NE	NE
Gastrointestinal disorders	Erosive oesophagitis	Female	236	37,3	0	0,0	262	41,9	0	0,0	NE		NE	NE	NE					NE	NE	NE	NE	NE	NE	NE	NE	NE	NE	NE	NE	NE	NE	NE	NE	NE	NE
Gastrointestinal disorders	Food poisoning	Male	396	62,7	1	0,3	383	58,1	0	0,0		* Convergence criterion (GCONV=1E-8) satisfied.					0,06	14,71	0,000		* Algorithm converged.	-0,018	0,007	0,92	Algorithm converged.	0,06	14,60	0,9509	1,0000	1,09	Algorithm converged.	0,07	17,38
Gastrointestinal disorders	Food poisoning	Female	236	37,3	0	0,0	262	41,9	0	0,0	NE		NE	NE	NE					NE	NE	NE	NE	NE	NE	NE	NE	NE	NE	NE	NE	NE	NE	NE	NE	NE	NE
Gastrointestinal disorders	Gastric polyps	Male	396	62,7	1	0,3	383	58,1	0	0,0		* Quasi-complete separation of data points detected.					* WARNING: The relative Hessian convergence criterion of 50.428711952 is greater than the limit of 0.0001. The convergence is questionable.			NE	Algorithm converged.	NE	NE	0,3384	1,0000	NE	Algorithm converged.	NE	NE
Gastrointestinal disorders	Gastric polyps	Female	236	37,3	1	0,4	262	41,9	1	0,4		* Quasi-complete separation of data points detected.					* WARNING: Negative of Hessian not positive definite.			NE	Algorithm converged.	NE	NE	0,2920		NE	Algorithm converged.	NE	NE
Gastrointestinal disorders	Gastritis	Male	396	62,7	2	0,5	383	58,1	1	0,3	1,84		* Convergence criterion (GCONV=1E-8) satisfied.				0,17	20,15	0,002		* Algorithm converged.	-0,007	0,011	1,83	Algorithm converged.	0,17	20,13	0,6148	0,7225	0,55	Algorithm converged.	0,05	5,39
Gastrointestinal disorders	Gastritis	Female	236	37,3	1	0,4	262	41,9	3	1,1	0,74		* Convergence criterion (GCONV=1E-8) satisfied.				0,35	32,52	0,000		* Algorithm converged.	-0,007	0,025	3,33	Algorithm converged.	0,35	31,90	0,2673		0,30	Algorithm converged.	0,03	2,87
Gastrointestinal disorders	Gastrointestinal dysplasia	Male	396	62,7	1	0,3	383	58,1	1	0,3		* Quasi-complete separation of data points detected.					* WARNING: Negative of Hessian not positive definite.			0,00	Algorithm converged.	0,00	NE	0,2903	NE	>999,99	Algorithm converged.	0,00	NE
Gastrointestinal disorders	Gastrointestinal dysplasia	Female	236	37,3	0	0,0	262	41,9	0	0,0	NE		NE	NE	NE					NE	NE	NE	NE	NE	NE	NE	NE	NE	NE	NE	NE	NE	NE	NE	NE	NE	NE
Gastrointestinal disorders	Gastrointestinal haemorrhage	Male	396	62,7	3	0,8	383	58,1	0	0,0		* Quasi-complete separation of data points detected.					* WARNING: The relative Hessian convergence criterion of 50.428711952 is greater than the limit of 0.0001. The convergence is questionable.			NE	Algorithm converged.	NE	NE	0,3384	1,0000	NE	Algorithm converged.	NE	NE
Gastrointestinal disorders	Gast

Gastrointestinal disorders	Tooth impacted	Female	236	37,3	0	0,0	262	41,9	0	0,0	NE			NE	NE	NE		NE	NE	NE	NE		NE	NE	NE	NE		NE		NE	NE	NE
Gastrointestinal disorders	Toothache	Male	396	62,7	1	0,3	363	58,1	1	0,3	0,92		Convergence criterion (GCONV=1E-8) satisfied.	0,06	14,71	0,000		Algorithm converged.	-0,008	0,007	0,92		Algorithm converged.	0,06	14,60	0,9509	0,2140	1,09		Algorithm converged.	0,07	17,38
Gastrointestinal disorders	Toothache	Female	236	37,3	0	0,0	262	41,9	2	0,8		*	Quasi-complete separation of data points detected.				*	ERROR: Error in computing the link function, its derivatives, or the variance function.			0,00		Algorithm converged.	0,00	NE	0,1791		>999.99		Algorithm converged.	0,00	NE
Gastrointestinal disorders	Upper gastrointestinal haemorrhage	Male	396	62,7	1	0,3	363	58,1	0	0,0		*	Quasi-complete separation of data points detected.				*	WARNING: The relative Hessian convergence criterion of 50.428711952 is greater than the limit of 0.0001. The convergence is questionable.			NE		Algorithm converged.	NE	NE	0,3384	NE	NE		Algorithm converged.	NE	NE
Gastrointestinal disorders	Upper gastrointestinal haemorrhage	Female	236	37,3	0	0,0	262	41,9	0	0,0	NE			NE	NE	NE		NE	NE	NE	NE		NE	NE	NE	NE		NE		NE	NE	NE
Gastrointestinal disorders	Vomiting	Male	396	62,7	4	1,0	363	58,1	5	1,4	0,73		Convergence criterion (GCONV=1E-8) satisfied.	0,19	2,74	-0,004		Algorithm converged.	-0,019	0,012	0,73		Algorithm converged.	0,20	2,71	0,6407	0,3224	1,36		Algorithm converged.	0,37	5,04
Gastrointestinal disorders	Vomiting	Female	236	37,3	1	0,4	262	41,9	5	1,9	0,22		Convergence criterion (GCONV=1E-8) satisfied.	0,03	1,89	-0,015		Algorithm converged.	-0,033	0,004	0,22		Algorithm converged.	0,03	1,89	0,1298		4,50		Algorithm converged.	0,53	38,27
General disorders and administration site conditions		Male	396	62,7	24	6,1	363	58,1	18	5,0	1,24		Convergence criterion (GCONV=1E-8) satisfied.	0,66	2,32	0,011		Algorithm converged.	-0,021	0,043	1,22		Algorithm converged.	0,67	2,21	0,5074	0,6429	0,82		Algorithm converged.	0,45	1,48
General disorders and administration site conditions		Female	236	37,3	18	7,6	262	41,9	20	7,6	1,00		Convergence criterion (GCONV=1E-8) satisfied.	0,52	1,94	0,000		Algorithm converged.	-0,047	0,047	1,00		Algorithm converged.	0,54	1,84	0,9978		1,00		Algorithm converged.	0,54	1,85
General disorders and administration site conditions	Asthenia	Male	396	62,7	4	1,0	363	58,1	1	0,3	3,69		Convergence criterion (GCONV=1E-8) satisfied.	0,41	33,20	0,007		Algorithm converged.	-0,004	0,019	3,67		Algorithm converged.	0,41	32,65	0,2117	0,1220	0,27		Algorithm converged.	0,03	2,43
General disorders and administration site conditions	Asthenia	Female	236	37,3	0	0,0	262	41,9	1	0,4		*	Quasi-complete separation of data points detected.				*	ERROR: Error in computing the link function, its derivatives, or the variance function.			0,00		Algorithm converged.	0,00	NE	0,3426		>999.99		Algorithm converged.	0,00	NE
General disorders and administration site conditions	Chest discomfort	Male	396	62,7	1	0,3	363	58,1	0	0,0		*	Quasi-complete separation of data points detected.				*	WARNING: The relative Hessian convergence criterion of 52.004609201 is greater than the limit of 0.0001. The convergence is questionable.			NE		Algorithm converged.	NE	NE	0,3384	NE	NE		Algorithm converged.	NE	NE
General disorders and administration site conditions	Chest discomfort	Female	236	37,3	0	0,0	262	41,9	0	0,0	NE			NE	NE	NE		NE	NE	NE	NE		NE	NE	NE	NE		NE		NE	NE	NE
General disorders and administration site conditions	Chest pain	Male	396	62,7	3	0,8	363	58,1	1	0,3	2,76		Convergence criterion (GCONV=1E-8) satisfied.	0,29	26,68	0,005		Algorithm converged.	-0,005	0,015	2,75		Algorithm converged.	0,29	26,32	0,3598	0,1872	0,36		Algorithm converged.	0,04	3,48
General disorders and administration site conditions	Chest pain	Female	236	37,3	1	0,4	262	41,9	3	1,1	0,37		Convergence criterion (GCONV=1E-8) satisfied.	0,04	3,56	-0,007		Algorithm converged.	-0,023	0,008	0,37		Algorithm converged.	0,04	3,53	0,3684		2,70		Algorithm converged.	0,28	25,80
General disorders and administration site conditions	Chills	Male	396	62,7	0	0,0	363	58,1	0	0,0	NE			NE	NE	NE		NE	NE	NE	NE		NE	NE	NE	NE	NE	NE		NE	NE	NE
General disorders and administration site conditions	Chills	Female	236	37,3	0	0,0	262	41,9	1	0,4		*	Quasi-complete separation of data points detected.				*	ERROR: Error in computing the link function, its derivatives, or the variance function.			0,00		Algorithm converged.	0,00	NE	0,3426		>999.99		Algorithm converged.	0,00	NE
General disorders and administration site conditions	Cyst	Male	396	62,7	1	0,3	363	58,1	0	0,0		*	Quasi-complete separation of data points detected.				*	WARNING: The relative Hessian convergence criterion of 50.428711952 is greater than the limit of 0.0001. The convergence is questionable.			NE		Algorithm converged.	NE	NE	0,3384	NE	NE		Algorithm converged.	NE	NE
General disorders and administration site conditions	Cyst	Female	236	37,3	0	0,0	262	41,9	0	0,0	NE			NE	NE	NE		NE	NE	NE	NE		NE	NE	NE	NE		NE		NE	NE	NE
General disorders and administration site conditions	Death	Male	396	62,7	3	0,8	363	58,1	0	0,0		*	Quasi-complete separation of data points detected.				*	WARNING: Negative of Hessian not positive definite.			NE		Algorithm converged.	NE	NE	0,0968	NE	NE		Algorithm converged.	NE	NE
General disorders and administration site conditions	Death	Female	236	37,3	0	0,0	262	41,9	0	0,0	NE			NE	NE	NE		NE	NE	NE	NE		NE	NE	NE	NE		NE		NE	NE	NE
General disorders and administration site conditions	Discomfort	Male	396	62,7	2	0,5	363	58,1	1	0,3	1,84		Convergence criterion (GCONV=1E-8) satisfied.	0,17	20,35	0,002		Algorithm converged.	-0,007	0,011	1,83		Algorithm converged.	0,17	20,13	0,6148	1,0000	0,55		Algorithm converged.	0,05	5,99
General disorders and administration site conditions	Discomfort	Female	236	37,3	0	0,0	262	41,9	0	0,0	NE			NE	NE	NE		NE	NE	NE	NE		NE	NE	NE	NE		NE		NE	NE	NE
General disorders and administration site conditions	Extravasation	Male	396	62,7	0	0,0	363	58,1	0	0,0	NE			NE	NE	NE		NE	NE	NE	NE		NE	NE	NE	NE	NE	NE		NE	NE	NE
General disorders and administration site conditions	Extravasation	Female	236	37,3	1	0,4	262	41,9	0	0,0		*	Quasi-complete separation of data points detected.				*	WARNING: Negative of Hessian not positive definite.			NE		Algorithm converged.	NE	NE	0,2920		NE		Algorithm converged.	NE	NE
General disorders and administration site conditions	Face oedema	Male	396	62,7	0	0,0	363	58,1	0	0,0	NE			NE	NE	NE		NE	NE	NE	NE		NE	NE	NE	NE	NE	NE		NE	NE	NE
General disorders and administration site conditions	Face oedema	Female	236	37,3	1	0,4	262	41,9	0	0,0		*	Quasi-complete separation of data points detected.				*	WARNING: Negative of Hessian not positive definite.			NE		Algorithm converged.	NE	NE	0,2920		NE		Algorithm converged.	NE	NE
General disorders and administration site conditions	Fatigue	Male	396	62,7	2	0,5	363	58,1	3	0,8	0,61		Convergence criterion (GCONV=1E-8) satisfied.	0,10	3,67	-0,003		Algorithm converged.	-0,015	0,008	0,61		Algorithm converged.	0,10	3,64	0,5848	0,6574	1,64		Algorithm converged.	0,27	9,74
General disorders and administration site conditions	Fatigue	Female	236	37,3	2	0,8	262	41,9	2	0,8	1,11		Convergence criterion (GCONV=1E-8) satisfied.	0,16	7,95	0,001		Algorithm converged.	-0,015	0,017	1,11		Algorithm converged.	0,16	7,82	0,9165		0,90		Algorithm converged.	0,13	6,34
General disorders and administration site conditions	Feeling of body temperature change	Male	396	62,7	0	0,0	363	58,1	0	0,0	NE			NE	NE	NE		NE	NE	NE	NE		NE	NE	NE	NE	NE	NE		NE	NE	NE
General disorders and administration site conditions	Feeling of body temperature change	Female	236	37,3	1	0,4	262	41,9	0	0,0		*	Quasi-complete separation of data points detected.				*	WARNING: Negative of Hessian not positive definite.			NE		Algorithm converged.	NE	NE	0,2920		NE		Algorithm converged.	NE	NE
General disorders and administration site conditions	Gait disturbance	Male	396	62,7	1	0,3	363	58,1	0	0,0		*	Quasi-complete separation of data points detected.				*	WARNING: The relative Hessian convergence criterion of 53.68217724 is greater than the limit of 0.0001. The convergence is questionable.			NE		Algorithm converged.	NE	NE	0,3384	NE	NE		Algorithm converged.	NE	NE
General disorders and administration site conditions	Gait disturbance	Female	236	37,3	0	0,0	262	41,9	0	0,0	NE			NE	NE	NE		NE	NE	NE	NE		NE	NE	NE	NE		NE		NE	NE	NE
General disorders and administration site conditions	Hyperthermia	Male	396	62,7	0	0,0	363	58,1	0	0,0	NE			NE	NE	NE		NE	NE	NE	NE		NE	NE	NE	NE	NE	NE		NE	NE	NE
General disorders and administration site conditions	Hyperthermia	Female	236	37,3	1	0,4	262	41,9	0	0,0		*	Quasi-complete separation of data points detected.				*	WARNING: Negative of Hessian not positive definite.			NE		Algorithm converged.	NE	NE	0,2920		NE		Algorithm converged.	NE	NE
General disorders and administration site conditions	Influenza like illness	Male	396	62,7	1	0,3	363	58,1	0	0,0		*	Quasi-complete separation of data points detected.				*	WARNING: The relative Hessian convergence criterion of 53.68217724 is greater than the limit of 0.0001. The convergence is questionable.			NE		Algorithm converged.	NE	NE	0,3384	NE	NE		Algorithm converged.	NE	NE
General disorders and administration site conditions	Influenza like illness	Female	236	37,3	0	0,0	262	41,9	0	0,0	NE			NE	NE	NE		NE	NE	NE	NE		NE	NE	NE	NE		NE		NE	NE	NE
General disorders and administration site conditions	Injection site discomfort	Male	396	62,7	1	0,3	363	58,1	0	0,0		*	Quasi-complete separation of data points detected.				*	WARNING: The relative Hessian convergence criterion of 52.004609201 is greater than the limit of 0.0001. The convergence is questionable.			NE		Algorithm converged.	NE	NE	0,3384	NE	NE		Algorithm converged.	NE	NE
General disorders and administration site conditions	Injection site discomfort	Female	236	37,3	0	0,0	262	41,9	0	0,0	NE			NE	NE	NE		NE	NE	NE	NE		NE	NE	NE	NE		NE		NE	NE	NE
General disorders and administration site conditions	Injection site haemorrhage	Male	396	62,7	0	0,0	363	58,1	1	0,3		*	Quasi-complete separation of data points detected.				*	WARNING: Negative of Hessian not positive definite.			0,00		Algorithm converged.	0,00	NE	0,2963	NE	>999.99		Algorithm converged.	0,00	NE
General disorders and administration site conditions	Injection site haemorrhage	Female	236	37,3	0	0,0	262	41,9	0	0,0	NE			NE	NE	NE		NE	NE	NE	NE		NE	NE	NE	NE		NE		NE	NE	NE
General disorders and administration site conditions	Injection site injury	Male	396	62,7	0	0,0	363	58,1	0	0,0	NE			NE	NE	NE		NE	NE	NE	NE		NE	NE	NE	NE	NE	NE		NE	NE	NE
General disorders and administration site conditions	Injection site injury	Female	236	37,3	1	0,4	262	41,9	0	0,0		*	Quasi-complete separation of data points detected.				*	WARNING: Negative of Hessian not positive definite.			NE		Algorithm converged.	NE	NE	0,2920		NE		Algorithm converged.	NE	NE
General disorders and administration site conditions	Lithiasis	Male	396	62,7	0	0,0	363	58,1	0	0,0	NE			NE	NE	NE		NE	NE	NE	NE		NE	NE	NE	NE	NE	NE		NE	NE	NE
General disorders and administration site conditions	Lithiasis	Female	236	37,3	1	0,4	262	41,9	0	0,0		*	Quasi-complete separation of data points detected.				*	WARNING: Negative of Hessian not positive definite.			NE		Algorithm converged.	NE	NE	0,2920		NE		Algorithm converged.	NE	NE
General disorders and administration site conditions	Localised oedema	Male	396	62,7	0	0,0	363	58,1	0	0,0	NE			NE	NE	NE		NE	NE	NE	NE		NE	NE	NE	NE	NE	NE		NE	NE	NE
General disorders and administration site conditions	Localised oedema	Female	236	37,3	1	0,4	262	41,9	0	0,0		*	Quasi-complete separation of data points detected.				*	WARNING: Negative of Hessian not positive definite.			NE		Algorithm converged.	NE	NE	0,2920		NE		Algorithm converged.	NE	NE
General disorders and administration site conditions	Multiple organ dysfunction syndrome	Male	396	62,7	0	0,0	363	58,1	0	0,0	NE			NE	NE	NE		NE	NE	NE	NE		NE	NE	NE	NE	NE	NE		NE	NE	NE
General disorders and administration site conditions	Multiple organ dysfunction syndrome	Female	236	37,3	1	0,4	262	41,9	0	0,0		*	Quasi-complete separation of data points detected.				*	WARNING: Negative of Hessian not positive definite.			NE		Algorithm converged.	NE	NE	0,2920		NE		Algorithm converged.	NE	NE
General disorders and administration site conditions	Oedema	Male	396	62,7	1	0,3	363	58,1	0	0,0		*	Quasi-complete separation of data points detected.				*	WARNING: The relative Hessian convergence criterion of 52.004609201 is greater than the limit of 0.0001. The convergence is questionable.			NE		Algorithm converged.	NE	NE	0,3384	NE	NE		Algorithm converged.	NE	NE
General disorders and administration site conditions	Oedema	Female	236	37,3	0	0,0	262	41,9	0	0,0	NE			NE	NE	NE		NE	NE	NE	NE		NE	NE	NE	NE		NE		NE	NE	NE
General disorders and administration site conditions	Oedema peripheral	Male	396	62,7	5	1,3	363	58,1	2	0,6	2,31		Convergence criterion (GCONV=1E-8) satisfied.	0,45	11,97	0,007		Algorithm converged.	-0,006	0,020	2,29		Algorithm converged.	0,45	11,74	0,3059	0,3629	0,44		Algorithm converged.	0,09	2,24
General disorders and administration site conditions	Oedema peripheral	Female	236	37,3	4	1,7	262	41,9	5	1,9	0,89		Convergence criterion (GCONV=1E-8) satisfied.	0,24	3,34	-0,002		Algorithm converged.	-0,025	0,021	0,89		Algorithm converged.	0,24	3,27	0,8584		1,13		Algorithm converged.	0,31	4,14
General disorders and administration site conditions	Pain	Male	396	62,7	2	0,5	363	58,1	0	0,0		*	Quasi-complete separation of data points detected.				*	WARNING: Negative of Hessian not positive definite.			NE		Algorithm converged.	NE	NE	0,1754	0,0587	NE		Algorithm converged.	NE	NE
General disorders and administration site conditions	Pain	Female	236	37,3	0	0,0	262	41,9	1	0,4		*	Quasi-complete separation of data points detected.				*	ERROR: Error in computing the link function, its derivatives, or the variance function.			0,00		Algorithm converged.	0,00	NE	0,3426		>999.99		Algorithm converged.	0,00	NE
General disorders and administration site conditions	Peripheral swelling	Male	396	62,7	1	0,3	363	58,1	3	0,8	0,30		Convergence criterion (GCONV=1E-8) satisfied.	0,03	2,93	-0,006		Algorithm converged.	-0,016	0,005	0,31		Algorithm converged.	0,03	2,92	0,2756	0,9522	3,27		Algorithm converged.	0,34	31,32
General disorders and administration site conditions	Peripheral swelling	Female	236	37,3	1	0,4	262	41,9	4	1,5	0,27		Convergence criterion (GCONV=1E-8) satisfied.	0,03	2,47	-0,011		Algorithm converged.	-0,028	0,006	0,28		Algorithm converged.	0,03	2,47	0,2181		3,60		Algorithm converged.	0,41	32,01
General disorders and administration site conditions	Physical deconditioning	Male	396	62,7	0	0,0	363	58,1	0	0,0	NE			NE	NE	NE		NE	NE	NE	NE		NE	NE	NE	NE	NE	NE		NE	NE	NE
General disorders and administration site conditions	Physical deconditioning	Female	236	37,3	0	0,0	262	41,9	1	0,4		*	Quasi-complete separation of data points detected.				*	ERROR: Error in computing the link function, its derivatives, or the variance function.			0,00		Algorithm converged.	0,00	NE	0,3426		>999.99		Algorithm converged.	0,00	NE
General disorders and administration site conditions	Pyrexia	Male	396	62,7	2	0,5	363	58,1	2	0,6	0,92		Convergence criterion (GCONV=1E-8) satisfied.	0,13	6,54	0,000		Algorithm converged.	-0,011	0,010	0,92		Algorithm converged.	0,13	6,47	0,9305	0,9388	1,09		Algorithm converged.	0,15	7,70
General disorders and administration site conditions	Pyrexia	Female	236	37,3	3	1,3	262	41,9	4	1,5	0,83		Convergence criterion (GCONV=1E-8) satisfied.	0,18	3,75	-0,003		Algorithm converged.	-0,023	0,018	0,83		Algorithm converged.	0,19	3,68	0,8091		1,20		Algorithm converged.	0,27	5,31

| | | |

Infections and infestations	Cystitis	Female	236	37,3	1	0,4	262	41,9	0	0,0		*	Quasi-complete separation of data points detected.				*	WARNING: Negative of Hessian not positive definite.			NE		Algorithm converged.	NE	NE	0,2920		NE		Algorithm converged.	NE	NE
Infections and infestations	Diabetic foot infection	Male	396	62,7	1	0,3	363	58,1	2	0,6	0,46		Convergence criterion (GCONV=1E-8) satisfied.	0,04	5,06	-0,003		Algorithm converged.	-0,012	0,006	0,46		Algorithm converged.	0,04	5,03	0,5130	1,0000	2,18		Algorithm converged.	0,20	23,96
Infections and infestations	Diabetic foot infection	Female	236	37,3	0	0,0	262	41,9	0	0,0	NE			NE	NE	NE		NE	NE	NE	NE		NE	NE	NE	NE		NE		NE	NE	NE
Infections and infestations	Diabetic gangrene	Male	396	62,7	1	0,3	363	58,1	0	0,0		*	Quasi-complete separation of data points detected.				*	WARNING: The relative Hessian convergence criterion of 53.68217724 is greater than the limit of 0.0001. The convergence is questionable.			NE		Algorithm converged.	NE	NE	0,3384	0,1076	NE		Algorithm converged.	NE	NE
Infections and infestations	Diabetic gangrene	Female	236	37,3	0	0,0	262	41,9	1	0,4		*	Quasi-complete separation of data points detected.				*	ERROR: Error in computing the link function, its derivatives, or the variance function.			0,00		Algorithm converged.	0,00	NE	0,3426		>999.99		Algorithm converged.	0,00	NE
Infections and infestations	Diarrhoea infectious	Male	396	62,7	1	0,3	363	58,1	0	0,0		*	Quasi-complete separation of data points detected.				*	WARNING: The relative Hessian convergence criterion of 50.428711952 is greater than the limit of 0.0001. The convergence is questionable.			NE		Algorithm converged.	NE	NE	0,3384	NE	NE		Algorithm converged.	NE	NE
Infections and infestations	Diarrhoea infectious	Female	236	37,3	0	0,0	262	41,9	0	0,0	NE			NE	NE	NE		NE	NE	NE	NE		NE	NE	NE	NE		NE		NE	NE	NE
Infections and infestations	Diverticulitis	Male	396	62,7	0	0,0	363	58,1	0	0,0	NE			NE	NE	NE		NE	NE	NE	NE		NE	NE	NE	NE	1,0000	NE		NE	NE	NE
Infections and infestations	Diverticulitis	Female	236	37,3	1	0,4	262	41,9	1	0,4	1,11		Convergence criterion (GCONV=1E-8) satisfied.	0,07	17,86	0,000		Algorithm converged.	-0,011	0,012	1,11		Algorithm converged.	0,07	17,65	0,9410		0,90		Algorithm converged.	0,06	14,32
Infections and infestations	Ear infection	Male	396	62,7	1	0,3	363	58,1	1	0,3	0,92		Convergence criterion (GCONV=1E-8) satisfied.	0,06	14,71	0,000		Algorithm converged.	-0,008	0,007	0,92		Algorithm converged.	0,06	14,60	0,9509	0,6342	1,09		Algorithm converged.	0,07	17,38
Infections and infestations	Ear infection	Female	236	37,3	2	0,8	262	41,9	1	0,4	2,23		Convergence criterion (GCONV=1E-8) satisfied.	0,20	24,76	0,005		Algorithm converged.	-0,009	0,019	2,22		Algorithm converged.	0,20	24,33	0,5028		0,45		Algorithm converged.	0,04	4,93
Infections and infestations	Endocarditis	Male	396	62,7	0	0,0	363	58,1	1	0,3		*	Quasi-complete separation of data points detected.				*	WARNING: Negative of Hessian not positive definite.			0,00		Algorithm converged.	0,00	NE	0,2963	NE	>999.99		Algorithm converged.	0,00	NE
Infections and infestations	Endocarditis	Female	236	37,3	0	0,0	262	41,9	0	0,0	NE			NE	NE	NE		NE	NE	NE	NE		NE	NE	NE	NE		NE		NE	NE	NE
Infections and infestations	Endophthalmitis	Male	396	62,7	2	0,5	363	58,1	1	0,3	1,84		Convergence criterion (GCONV=1E-8) satisfied.	0,17	20,35	0,002		Algorithm converged.	-0,007	0,011	1,83		Algorithm converged.	0,17	20,13	0,6148	0,3766	0,55		Algorithm converged.	0,05	5,99
Infections and infestations	Endophthalmitis	Female	236	37,3	1	0,4	262	41,9	0	0,0		*	Quasi-complete separation of data points detected.				*	WARNING: Negative of Hessian not positive definite.			NE		Algorithm converged.	NE	NE	0,2920		NE		Algorithm converged.	NE	NE
Infections and infestations	Erysipelas	Male	396	62,7	0	0,0	363	58,1	0	0,0	NE			NE	NE	NE		NE	NE	NE	NE		NE	NE	NE	NE	NE	NE		NE	NE	NE
Infections and infestations	Erysipelas	Female	236	37,3	1	0,4	262	41,9	0	0,0		*	Quasi-complete separation of data points detected.				*	WARNING: Negative of Hessian not positive definite.			NE		Algorithm converged.	NE	NE	0,2920		NE		Algorithm converged.	NE	NE
Infections and infestations	Escherichia sepsis	Male	396	62,7	0	0,0	363	58,1	0	0,0	NE			NE	NE	NE		NE	NE	NE	NE		NE	NE	NE	NE	NE	NE		NE	NE	NE
Infections and infestations	Escherichia sepsis	Female	236	37,3	0	0,0	262	41,9	1	0,4		*	Quasi-complete separation of data points detected.				*	ERROR: Error in computing the link function, its derivatives, or the variance function.			0,00		Algorithm converged.	0,00	NE	0,3426		>999.99		Algorithm converged.	0,00	NE
Infections and infestations	Folliculitis	Male	396	62,7	0	0,0	363	58,1	0	0,0	NE			NE	NE	NE		NE	NE	NE	NE		NE	NE	NE	NE	NE	NE		NE	NE	NE
Infections and infestations	Folliculitis	Female	236	37,3	0	0,0	262	41,9	1	0,4		*	Quasi-complete separation of data points detected.				*	ERROR: Error in computing the link function, its derivatives, or the variance function.			0,00		Algorithm converged.	0,00	NE	0,3426		>999.99		Algorithm converged.	0,00	NE
Infections and infestations	Fungal rhinitis	Male	396	62,7	1	0,3	363	58,1	0	0,0		*	Quasi-complete separation of data points detected.				*	WARNING: The relative Hessian convergence criterion of 50.428711952 is greater than the limit of 0.0001. The convergence is questionable.			NE		Algorithm converged.	NE	NE	0,3384	NE	NE		Algorithm converged.	NE	NE
Infections and infestations	Fungal rhinitis	Female	236	37,3	0	0,0	262	41,9	0	0,0	NE			NE	NE	NE		NE	NE	NE	NE		NE	NE	NE	NE		NE		NE	NE	NE
Infections and infestations	Fungal skin infection	Male	396	62,7	1	0,3	363	58,1	0	0,0		*	Quasi-complete separation of data points detected.				*	WARNING: The relative Hessian convergence criterion of 53.68217724 is greater than the limit of 0.0001. The convergence is questionable.			NE		Algorithm converged.	NE	NE	0,3384	NE	NE		Algorithm converged.	NE	NE
Infections and infestations	Fungal skin infection	Female	236	37,3	0	0,0	262	41,9	0	0,0	NE			NE	NE	NE		NE	NE	NE	NE		NE	NE	NE	NE		NE		NE	NE	NE
Infections and infestations	Gallbladder empyema	Male	396	62,7	0	0,0	363	58,1	0	0,0	NE			NE	NE	NE		NE	NE	NE	NE		NE	NE	NE	NE	NE	NE		NE	NE	NE
Infections and infestations	Gallbladder empyema	Female	236	37,3	0	0,0	262	41,9	1	0,4		*	Quasi-complete separation of data points detected.				*	ERROR: Error in computing the link function, its derivatives, or the variance function.			0,00		Algorithm converged.	0,00	NE	0,3426		>999.99		Algorithm converged.	0,00	NE
Infections and infestations	Gangrene	Male	396	62,7	2	0,5	363	58,1	0	0,0		*	Quasi-complete separation of data points detected.				*	WARNING: Negative of Hessian not positive definite.			NE		Algorithm converged.	NE	NE	0,1754	NE	NE		Algorithm converged.	NE	NE
Infections and infestations	Gangrene	Female	236	37,3	0	0,0	262	41,9	0	0,0	NE			NE	NE	NE		NE	NE	NE	NE		NE	NE	NE	NE		NE		NE	NE	NE
Infections and infestations	Gastric infection	Male	396	62,7	0	0,0	363	58,1	1	0,3		*	Quasi-complete separation of data points detected.				*	WARNING: Negative of Hessian not positive definite.			0,00		Algorithm converged.	0,00	NE	0,2963	NE	>999.99		Algorithm converged.	0,00	NE
Infections and infestations	Gastric infection	Female	236	37,3	0	0,0	262	41,9	0	0,0	NE			NE	NE	NE		NE	NE	NE	NE		NE	NE	NE	NE		NE		NE	NE	NE
Infections and infestations	Gastroenteritis	Male	396	62,7	2	0,5	363	58,1	2	0,6	0,92		Convergence criterion (GCONV=1E-8) satisfied.	0,13	6,54	0,000		Algorithm converged.	-0,011	0,010	0,92		Algorithm converged.	0,13	6,47	0,9305	0,2457	1,09		Algorithm converged.	0,15	7,70
Infections and infestations	Gastroenteritis	Female	236	37,3	1	0,4	262	41,9	0	0,0		*	Quasi-complete separation of data points detected.				*	WARNING: Negative of Hessian not positive definite.			NE		Algorithm converged.	NE	NE	0,2920		NE		Algorithm converged.	NE	NE
Infections and infestations	Gastroenteritis bacterial	Male	396	62,7	0	0,0	363	58,1	0	0,0	NE			NE	NE	NE		NE	NE	NE	NE		NE	NE	NE	NE	NE	NE		NE	NE	NE
Infections and infestations	Gastroenteritis bacterial	Female	236	37,3	1	0,4	262	41,9	0	0,0		*	Quasi-complete separation of data points detected.				*	WARNING: Negative of Hessian not positive definite.			NE		Algorithm converged.	NE	NE	0,2920		NE		Algorithm converged.	NE	NE
Infections and infestations	Gastroenteritis viral	Male	396	62,7	0	0,0	363	58,1	2	0,6		*	Quasi-complete separation of data points detected.				*	WARNING: Negative of Hessian not positive definite.			0,00		Algorithm converged.	0,00	NE	0,1394	0,3068	>999.99		Algorithm converged.	0,00	NE
Infections and infestations	Gastroenteritis viral	Female	236	37,3	1	0,4	262	41,9	3	1,1	0,37		Convergence criterion (GCONV=1E-8) satisfied.	0,04	3,56	-0,007		Algorithm converged.	-0,023	0,008	0,37		Algorithm converged.	0,04	3,53	0,3684		2,70		Algorithm converged.	0,28	25,80
Infections and infestations	Gastrointestinal bacterial overgrowth	Male	396	62,7	0	0,0	363	58,1	0	0,0	NE			NE	NE	NE		NE	NE	NE	NE		NE	NE	NE	NE	NE	NE		NE	NE	NE
Infections and infestations	Gastrointestinal bacterial overgrowth	Female	236	37,3	0	0,0	262	41,9	1	0,4		*	Quasi-complete separation of data points detected.				*	ERROR: Error in computing the link function, its derivatives, or the variance function.			0,00		Algorithm converged.	0,00	NE	0,3426		>999.99		Algorithm converged.	0,00	NE
Infections and infestations	Gastrointestinal infection	Male	396	62,7	0	0,0	363	58,1	0	0,0	NE			NE	NE	NE		NE	NE	NE	NE		NE	NE	NE	NE	NE	NE		NE	NE	NE
Infections and infestations	Gastrointestinal infection	Female	236	37,3	1	0,4	262	41,9	0	0,0		*	Quasi-complete separation of data points detected.				*	WARNING: Negative of Hessian not positive definite.			NE		Algorithm converged.	NE	NE	0,2920		NE		Algorithm converged.	NE	NE
Infections and infestations	Gingivitis	Male	396	62,7	0	0,0	363	58,1	0	0,0	NE			NE	NE	NE		NE	NE	NE	NE		NE	NE	NE	NE	NE	NE		NE	NE	NE
Infections and infestations	Gingivitis	Female	236	37,3	1	0,4	262	41,9	0	0,0		*	Quasi-complete separation of data points detected.				*	WARNING: Negative of Hessian not positive definite.			NE		Algorithm converged.	NE	NE	0,2920		NE		Algorithm converged.	NE	NE
Infections and infestations	Herpes pharyngitis	Male	396	62,7	1	0,3	363	58,1	0	0,0		*	Quasi-complete separation of data points detected.				*	WARNING: The relative Hessian convergence criterion of 53.68217724 is greater than the limit of 0.0001. The convergence is questionable.			NE		Algorithm converged.	NE	NE	0,3384	NE	NE		Algorithm converged.	NE	NE
Infections and infestations	Herpes pharyngitis	Female	236	37,3	0	0,0	262	41,9	0	0,0	NE			NE	NE	NE		NE	NE	NE	NE		NE	NE	NE	NE		NE		NE	NE	NE
Infections and infestations	Herpes zoster	Male	396	62,7	6	1,5	363	58,1	2	0,6	2,78		Convergence criterion (GCONV=1E-8) satisfied.	0,56	13,84	0,010		Algorithm converged.	-0,005	0,024	2,75		Algorithm converged.	0,56	13,54	0,1941	0,5788	0,36		Algorithm converged.	0,07	1,79
Infections and infestations	Herpes zoster	Female	236	37,3	1	0,4	262	41,9	1	0,4	1,11		Convergence criterion (GCONV=1E-8) satisfied.	0,07	17,86	0,000		Algorithm converged.	-0,011	0,012	1,11		Algorithm converged.	0,07	17,65	0,9410		0,90		Algorithm converged.	0,06	14,32
Infections and infestations	Herpes zoster oticus	Male	396	62,7	0	0,0	363	58,1	1	0,3		*	Quasi-complete separation of data points detected.				*	WARNING: Negative of Hessian not positive definite.			0,00		Algorithm converged.	0,00	NE	0,2963	NE	>999.99		Algorithm converged.	0,00	NE
Infections and infestations	Herpes zoster oticus	Female	236	37,3	0	0,0	262	41,9	0	0,0	NE			NE	NE	NE		NE	NE	NE	NE		NE	NE	NE	NE		NE		NE	NE	NE
Infections and infestations	Hordeolum	Male	396	62,7	1	0,3	363	58,1	5	1,4	0,18		Convergence criterion (GCONV=1E-8) satisfied.	0,02	1,56	-0,011		Algorithm converged.	-0,024	0,002	0,18		Algorithm converged.	0,02	1,56	0,0807	0,2058	5,45		Algorithm converged.	0,64	46,47
Infections and infestations	Hordeolum	Female	236	37,3	2	0,8	262	41,9	2	0,8	1,11		Convergence criterion (GCONV=1E-8) satisfied.	0,16	7,95	0,001		Algorithm converged.	-0,015	0,017	1,11		Algorithm converged.	0,16	7,82	0,9165		0,90		Algorithm converged.	0,13	6,34
Infections and infestations	Infected cyst	Male	396	62,7	1	0,3	363	58,1	1	0,3	0,92		Convergence criterion (GCONV=1E-8) satisfied.	0,06	14,71	0,000		Algorithm converged.	-0,008	0,007	0,92		Algorithm converged.	0,06	14,60	0,9509	1,0000	1,09		Algorithm converged.	0,07	17,38
Infections and infestations	Infected cyst	Female	236	37,3	0	0,0	262	41,9	0	0,0	NE			NE	NE	NE		NE	NE	NE	NE		NE	NE	NE	NE		NE		NE	NE	NE
Infections and infestations	Infected dermal cyst	Male	396	62,7	0	0,0	363	58,1	1	0,3		*	Quasi-complete separation of data points detected.				*	WARNING: Negative of Hessian not positive definite.			0,00		Algorithm converged.	0,00	NE	0,2963	NE	>999.99		Algorithm converged.	0,00	NE
Infections and infestations	Infected dermal cyst	Female	236	37,3	0	0,0	262	41,9	0	0,0	NE			NE	NE	NE		NE	NE	NE	NE		NE	NE	NE	NE		NE		NE	NE	NE
Infections and infestations	Infected skin ulcer	Male	396	62,7	1	0,3	363	58,1	0	0,0		*	Quasi-complete separation of data points detected.				*	WARNING: The relative Hessian convergence criterion of 50.428711952 is greater than the limit of 0.0001. The convergence is questionable.			NE		Algorithm converged.	NE	NE	0,3384	NE	NE		Algorithm converged.	NE	NE
Infections and infestations	Infected skin ulcer	Female	236	37,3	0	0,0	262	41,9	0	0,0	NE			NE	NE	NE		NE	NE	NE	NE		NE	NE	NE	NE		NE		NE	NE	NE
Infections and infestations	Infective thrombosis	Male	396	62,7	0	0,0	363	58,1	0	0,0	NE			NE	NE	NE		NE	NE	NE	NE		NE	NE	NE	NE	NE	NE		NE	NE	NE
Infections and infestations	Infective thrombosis	Female	236	37,3	0	0,0	262	41,9	1	0,4		*	Quasi-complete separation of data points detected.				*	ERROR: Error in computing the link function, its derivatives, or the variance function.			0,00		Algorithm converged.	0,00	NE	0,3426		>999.99		Algorithm converged.	0,00	NE
Infections and infestations	Influenza	Male	396	62,7	7	1,8	363	58,1	7	1,9	0,92		Convergence criterion (GCONV=1E-8) satisfied.	0,32	2,63	-0,002		Algorithm converged.	-0,021	0,018	0,92		Algorithm converged.	0,32	2,59	0,8695	0,6644	1,09		Algorithm converged.	0,39	3,08
Infections and infestations	Influenza	Female	236	37,3	9	3,8	262	41,9	8	3,1	1,26		Convergence criterion (GCONV=1E-8) satisfied.	0,48	3,32	0,008		Algorithm converged.	-0,025	0,040	1,25		Algorithm converged.	0,49	3,18	0,6412		0,80		Algorithm converged.	0,31	2,04
Infections and infestations	Intervertebral discitis	Male	396	62,7	0	0,0	363	58,1	1	0,3		*	Quasi-complete separation of data points detected.				*	WARNING: Negative of Hessian not positive definite.			0,00		Algorithm converged.	0,00	NE	0,2963	NE	>999.99		Algorithm converged.	0,00	NE
Infections and infestations	Intervertebral discitis	Female	236	37,3	0	0,0	262	41,9	0	0,0	NE			NE	NE	NE		NE	NE	NE	NE		NE	NE	NE	NE		NE		NE	NE	NE
Infections and infestations	Keratitis bacterial	Male	396	62,7	0	0,0	363	58,1	0	0,0	NE			NE	NE	NE		NE	NE	NE	NE		NE	NE	NE	NE	NE	NE		NE	NE	NE
Infections and infestations	Keratitis bacterial	Female	236	37,3	0	0,0	262	41,9	1	0,4		*	Quasi-complete separation of data points detected.				*	ERROR: Error in computing the link function, its derivatives, or the variance function.			0,00		Algorithm converged.	0,00	NE	0,3426		>999.99		Algorithm converged.	0,00	NE
Infections and infestations	Keratitis viral	Male	396	62,7	1	0,3	363	58,1	0	0,0		*	Quasi-complete separation of data points detected.				*	WARNING: The relative Hessian convergence criterion of 53.68217724 is greater than the limit of 0.0001. The convergence is questionable.			NE		Algorithm converged.	NE	NE	0,3384	0,1076	NE		Algorithm converged.	NE	NE
Infections and infestations	Keratitis viral	Female	236	37,3	0	0,0	262	41,9	1	0,4		*	Quasi-complete separation of data points detected.				*	ERROR: Error in computing the link function, its derivatives, or the variance function.			0,00		Algorithm converged.	0,00	NE	0,3426		>999.99		Algorithm converged.	0,00	NE
Infections and infestations	Keratouveitis	Male	396	62,7	1	0,3	363	58,1	0	0,0		*	Quasi-complete separation of data points detected.				*	WARNING: The relative Hessian convergence criterion of 52.004609201 is greater than the limit of 0.0001. The convergence is questionable.			NE		Algorithm converged.	NE	NE	0,3384	NE	NE		Algorithm converged.	NE	NE
Infections and infestations	Keratouveitis	Female	236	37,3	0	0,0	262	41,9	0	0,0	NE			NE	NE	NE		NE	NE	NE	NE		NE	NE	NE	NE		NE		NE	NE	NE
Infections and infestations	Kidney infection	Male	396	62,7	1	0,3	363	58,1	0	0,0		*	Quasi-complete separation of data points detected.				*	WARNING: The relative Hessian convergence criterion of 50.428711952 is greater than the limit of 0.0001. The convergence is questionable.			NE		Algorithm converged.	NE	NE	0,3384	NE	NE		Algorithm converged.	NE	NE
Infections and infestations	Kidney infection	Female	236	37,3	0	0,0	262	41,9	0	0,0	NE			NE	NE	NE		NE	NE	NE	NE		NE	NE	NE	NE		NE		NE	NE	NE
Infections and infestations	Laryngitis	Male	396	62,7	0	0,0	363	58,1	1	0,3		*	Quasi-complete separation of data points detected.				*	WARNING: Negative of Hessian not positive definite.			0,00		Algorithm converged.	0,00	NE	0,2963	0,0847	>999.99		Algorithm converged.	0,00	NE
Infections and infestations	Laryngitis	Female	236	37,3	1	0,4	262	41,9	0	0,0		*	Quasi-complete separation of data points detected.				*	WARNING: Negative of Hessian not positive definite.			NE		Algorithm converged.	NE	NE	0,2920		NE		Algorithm converged.	NE	NE
Infections and infestations	Localised infection	Male	396	62,7	4	1,0	363	58,1	6	1,7	0,61		Convergence criterion (GCONV=1E-8) satisfied.	0,17	2,17	-0,006		Algorithm converged.	-0,023	0,010	0,61		Algorithm converged.	0,17	2,15	0,4382	0,2089	1,64		Algorithm converged.	0,47	5,75
Infections and infestations	Localised infection	Female	236	37,3	0	0,0	262	41,9	2	0,8		*	Quasi-complete separation of data points detected.				*	ERROR: Error in computing the link function, its derivatives, or the variance function.			0,00		Algorithm converged.	0,00	NE	0,1791		>999.99		Algorithm converged.	0,00	NE
Infections and infestations	Lower respiratory tract infection	Male	396	62,7	0	0,0	363	58,1	1	0,3		*	Quasi-complete separation of data points detected.				*	WARNING: Negative of Hessian not positive definite.			0,00		Algorithm converged.	0,00	NE	0,2963	0,3766	>999.99		Algorithm converged.	0,00	NE
Infections and infestations	Lower respiratory tract infection	Female	236	37,3	1	0,4	262	41,9	2	0,8	0,55		Convergence criterion (GCONV=1E-8) satisfied.	0,05	6,14	-0,003		Algorithm converged.	-0,017	0,010	0,56		Algorithm converged.	0,05	6,08	0,6251		1,80		Algorithm converged.	0,16	19,74
Infections and infestations	Lung abscess	Male	396	62,7	0	0,0	363	58,1	0	0,0	NE			NE	NE	NE		NE	NE	NE	NE		NE	NE	NE	NE	NE	NE		NE	NE	NE
Infections and infestations	Lung abscess	Female	236	37,3	0	0,0	262	41,9	1	0,4		*	Quasi-complete separation of data points detected.				*	ERROR: Error in computing the link function, its derivatives, or the variance function.			0,00		Algorithm converged.	0,00	NE	0,3426		>999.99		Algorithm converged.	0,00	NE
Infections and infestations	Lyme disease	Male	396	62,7	0	0,0	363	58,1	0	0,0	NE			NE	NE	NE		NE	NE	NE	NE		NE	NE	NE	NE	NE	NE		NE	NE	NE
Infections and infestations	Lyme disease	Female	236	37,3	1	0,4	262	41,9	0	0,0		*	Quasi-complete separation of data points detected.				*	WARNING: Negative of Hessian not positive definite.			NE		Algorithm converged.	NE	NE	0,2920		NE		Algorithm converged.	NE	NE
Infections and infestations	Nasal herpes	Male	396	62,7	0	0,0	363	58,1	0	0,0	NE			NE	NE	NE		NE	NE	NE	NE		NE	NE	NE	NE	NE	NE		NE	NE	NE
Infections and infestations	Nasal herpes	Female	236	37,3	1	0,4	262	41,9	0	0,0		*	Quasi-complete separation of data points detected.				*	WARNING: Negative of Hessian not positive definite.			NE		Algorithm converged.	NE	NE	0,2920		NE		Algorithm converged.	NE	NE
Infections and infestations	Nasopharyngitis	Male	396	62,7	22	5,6	363	58,1	24	6,6	0,83		Convergence criterion (GCONV=1E-8) satisfied.	0,46	1,51	-0,011		Algorithm converged.	-0,045	0,024	0,84		Algorithm converged.	0,48	1,47	0,5427	0,2854	1,19		Algorithm converged.	0,68	2,08
Infections and infestations	Nasopharyngitis	Female	236	37,3	14	5,9	262	41,9	29	11,1	0,51		Convergence criterion (GCONV=1E-8) satisfied.	0,26	0,98	-0,051		Algorithm converged.	-0,100	-0,003	0,54		Algorithm converged.	0,29	0,99	0,0418		1,87		Algorithm converged.	1,01	3,44
Infections and infestations	Onychomycosis	Male	396	62,7	0	0,0	363	58,1	0	0,0	NE			NE	NE	NE		NE	NE	NE	NE		NE	NE	NE	NE	NE	NE		NE	NE	NE

Infections and infestations	Onychomycosis	Female	236	37,3	0	0,0	282	41,9	1	0,4		Quasi-complete separation of data points detected.				ERROR: Error in computing the link function, its derivatives, or the variance function.			0,00	Algorithm converged.	0,00	NE	0,3426		>999,99	Algorithm converged.	0,00	NE
Infections and infestations	Oral candidiasis	Male	396	62,7	0	0,0	363	58,1	0	0,0	NE		NE	NE	NE	NE	NE	NE	NE	NE	NE	NE	NE	NE	NE	NE	NE	NE	NE	NE	NE	NE	NE
Infections and infestations	Oral candidiasis	Female	236	37,3	0	0,0	282	41,9	1	0,4		Quasi-complete separation of data points detected.				ERROR: Error in computing the link function, its derivatives, or the variance function.			0,00	Algorithm converged.	0,00	NE	0,3426		>999,99	Algorithm converged.	0,00	NE
Infections and infestations	Oral herpes	Male	396	62,7	0	0,0	363	58,1	0	0,0	NE		NE	NE	NE	NE	NE	NE	NE	NE	NE	NE	NE	NE	NE	NE	NE	NE	NE	NE	NE	NE	NE
Infections and infestations	Oral herpes	Female	236	37,3	0	0,0	282	41,9	1	0,4		Quasi-complete separation of data points detected.				ERROR: Error in computing the link function, its derivatives, or the variance function.			0,00	Algorithm converged.	0,00	NE	0,3426		>999,99	Algorithm converged.	0,00	NE
Infections and infestations	Osteomyelitis	Male	396	62,7	1	0,3	363	58,1	5	1,4	0,18	Convergence criterion (GCONV=1E-8) satisfied.	0,02	1,56	-0,011	Algorithm converged.	-0,024	0,02	0,18	Algorithm converged.	0,02	1,56	0,0807	0,5018	5,45	Algorithm converged.	0,64	46,47
Infections and infestations	Osteomyelitis	Female	236	37,3	1	0,4	282	41,9	2	0,8	0,55	Convergence criterion (GCONV=1E-8) satisfied.	0,05	6,14	-0,023	Algorithm converged.	-0,017	0,010	0,58	Algorithm converged.	0,05	6,08	0,6251		1,80	Algorithm converged.	0,16	19,74
Infections and infestations	Osteomyelitis acute	Male	396	62,7	0	0,0	363	58,1	1	0,3		Quasi-complete separation of data points detected.				WARNING: Negative of Hessian not positive definite.			0,00	Algorithm converged.	0,00	NE	0,2963	NE	>999,99	Algorithm converged.	0,00	NE
Infections and infestations	Osteomyelitis acute	Female	236	37,3	0	0,0	282	41,9	0	0,0	NE		NE	NE	NE	NE	NE	NE	NE	NE	NE	NE	NE	NE	NE	NE	NE	NE	NE	NE	NE	NE	NE
Infections and infestations	Osteomyelitis bacterial	Male	396	62,7	1	0,3	363	58,1	0	0,0		Quasi-complete separation of data points detected.				WARNING: The relative Hessian convergence criterion of 53.68217724 is greater than the limit of 0.0001. The convergence is questionable.			NE	Algorithm converged.	NE	NE	0,3384	NE	NE	Algorithm converged.	NE	NE
Infections and infestations	Osteomyelitis bacterial	Female	236	37,3	0	0,0	282	41,9	0	0,0	NE		NE	NE	NE	NE	NE	NE	NE	NE	NE	NE	NE	NE	NE	NE	NE	NE	NE	NE	NE	NE	NE
Infections and infestations	Otitis media	Male	396	62,7	1	0,3	363	58,1	2	0,6	0,46	Convergence criterion (GCONV=1E-8) satisfied.	0,04	5,06	-0,023	Algorithm converged.	-0,012	0,004	0,46	Algorithm converged.	0,04	5,03	0,5130	0,0721	2,18	Algorithm converged.	0,20	23,86
Infections and infestations	Otitis media	Female	236	37,3	2	0,8	282	41,9	0	0,0		Quasi-complete separation of data points detected.				WARNING: Negative of Hessian not positive definite.			NE	Algorithm converged.	NE	NE	0,1398		NE	Algorithm converged.	NE	NE
Infections and infestations	Otitis media acute	Male	396	62,7	0	0,0	363	58,1	0	0,0	NE		NE	NE	NE	NE	NE	NE	NE	NE	NE	NE	NE	NE	NE	NE	NE	NE	NE	NE	NE	NE	NE
Infections and infestations	Otitis media acute	Female	236	37,3	0	0,0	282	41,9	1	0,4		Quasi-complete separation of data points detected.				ERROR: Error in computing the link function, its derivatives, or the variance function.			0,00	Algorithm converged.	0,00	NE	0,3426		>999,99	Algorithm converged.	0,00	NE
Infections and infestations	Paronychia	Male	396	62,7	1	0,3	363	58,1	0	0,0		Quasi-complete separation of data points detected.				WARNING: The relative Hessian convergence criterion of 50.428711952 is greater than the limit of 0.0001. The convergence is questionable.			NE	Algorithm converged.	NE	NE	0,3384	NE	NE	Algorithm converged.	NE	NE
Infections and infestations	Paronychia	Female	236	37,3	0	0,0	282	41,9	0	0,0	NE		NE	NE	NE	NE	NE	NE	NE	NE	NE	NE	NE	NE	NE	NE	NE	NE	NE	NE	NE	NE	NE
Infections and infestations	Peptic ulcer helicobacter	Male	396	62,7	0	0,0	363	58,1	1	0,3		Quasi-complete separation of data points detected.				WARNING: Negative of Hessian not positive definite.			0,00	Algorithm converged.	0,00	NE	0,2963	NE	>999,99	Algorithm converged.	0,00	NE
Infections and infestations	Peptic ulcer helicobacter	Female	236	37,3	0	0,0	282	41,9	0	0,0	NE		NE	NE	NE	NE	NE	NE	NE	NE	NE	NE	NE	NE	NE	NE	NE	NE	NE	NE	NE	NE	NE
Infections and infestations	Periorbital cellulitis	Male	396	62,7	0	0,0	363	58,1	1	0,3		Quasi-complete separation of data points detected.				WARNING: Negative of Hessian not positive definite.			0,00	Algorithm converged.	0,00	NE	0,2963	1,0000	>999,99	Algorithm converged.	0,00	NE
Infections and infestations	Periorbital cellulitis	Female	236	37,3	0	0,0	282	41,9	1	0,4		Quasi-complete separation of data points detected.				ERROR: Error in computing the link function, its derivatives, or the variance function.			0,00	Algorithm converged.	0,00	NE	0,3426		>999,99	Algorithm converged.	0,00	NE
Infections and infestations	Peritonitis	Male	396	62,7	0	0,0	363	58,1	1	0,3		Quasi-complete separation of data points detected.				WARNING: Negative of Hessian not positive definite.			0,00	Algorithm converged.	0,00	NE	0,2963	NE	>999,99	Algorithm converged.	0,00	NE
Infections and infestations	Peritonitis	Female	236	37,3	0	0,0	282	41,9	0	0,0	NE		NE	NE	NE	NE	NE	NE	NE	NE	NE	NE	NE	NE	NE	NE	NE	NE	NE	NE	NE	NE	NE
Infections and infestations	Pharyngitis	Male	396	62,7	1	0,3	363	58,1	2	0,6	0,46	Convergence criterion (GCONV=1E-8) satisfied.	0,04	5,06	-0,023	Algorithm converged.	-0,012	0,004	0,46	Algorithm converged.	0,04	5,03	0,5130	0,0718	2,18	Algorithm converged.	0,20	23,86
Infections and infestations	Pharyngitis	Female	236	37,3	1	0,4	282	41,9	2	0,8	0,55	Convergence criterion (GCONV=1E-8) satisfied.	0,05	6,14	-0,023	Algorithm converged.	-0,017	0,010	0,58	Algorithm converged.	0,05	6,08	0,6251		1,80	Algorithm converged.	0,16	19,74
Infections and infestations	Pharyngitis streptococcal	Male	396	62,7	0	0,0	363	58,1	1	0,3		Quasi-complete separation of data points detected.				WARNING: Negative of Hessian not positive definite.			0,00	Algorithm converged.	0,00	NE	0,2963	NE	>999,99	Algorithm converged.	0,00	NE
Infections and infestations	Pharyngitis streptococcal	Female	236	37,3	0	0,0	282	41,9	0	0,0	NE		NE	NE	NE	NE	NE	NE	NE	NE	NE	NE	NE	NE	NE	NE	NE	NE	NE	NE	NE	NE	NE
Infections and infestations	Pneumonia	Male	396	62,7	5	1,3	363	58,1	7	1,9	0,78	Convergence criterion (GCONV=1E-8) satisfied.	0,24	2,35	-0,034	Algorithm converged.	-0,023	0,014	0,79	Algorithm converged.	0,27	2,32	0,6614	0,5191	1,27	Algorithm converged.	0,43	3,73
Infections and infestations	Pneumonia	Female	236	37,3	7	3,0	282	41,9	6	2,1	1,30	Convergence criterion (GCONV=1E-8) satisfied.	0,43	3,24	0,007	Algorithm converged.	-0,021	0,035	1,30	Algorithm converged.	0,44	3,80	0,6370		0,77	Algorithm converged.	0,26	2,26
Infections and infestations	Pneumonia bacterial	Male	396	62,7	0	0,0	363	58,1	0	0,0	NE		NE	NE	NE	NE	NE	NE	NE	NE	NE	NE	NE	NE	NE	NE	NE	NE	NE	NE	NE	NE	NE
Infections and infestations	Pneumonia bacterial	Female	236	37,3	0	0,0	282	41,9	1	0,4		Quasi-complete separation of data points detected.				ERROR: Error in computing the link function, its derivatives, or the variance function.			0,00	Algorithm converged.	0,00	NE	0,3426		>999,99	Algorithm converged.	0,00	NE
Infections and infestations	Pneumonia escherichia	Male	396	62,7	0	0,0	363	58,1	0	0,0	NE		NE	NE	NE	NE	NE	NE	NE	NE	NE	NE	NE	NE	NE	NE	NE	NE	NE	NE	NE	NE	NE
Infections and infestations	Pneumonia escherichia	Female	236	37,3	0	0,0	282	41,9	1	0,4		Quasi-complete separation of data points detected.				ERROR: Error in computing the link function, its derivatives, or the variance function.			0,00	Algorithm converged.	0,00	NE	0,3426		>999,99	Algorithm converged.	0,00	NE
Infections and infestations	Postoperative abscess	Male	396	62,7	0	0,0	363	58,1	0	0,0	NE		NE	NE	NE	NE	NE	NE	NE	NE	NE	NE	NE	NE	NE	NE	NE	NE	NE	NE	NE	NE	NE
Infections and infestations	Postoperative abscess	Female	236	37,3	0	0,0	282	41,9	1	0,4		Quasi-complete separation of data points detected.				ERROR: Error in computing the link function, its derivatives, or the variance function.			0,00	Algorithm converged.	0,00	NE	0,3426		>999,99	Algorithm converged.	0,00	NE
Infections and infestations	Pseudomonal sepsis	Male	396	62,7	0	0,0	363	58,1	1	0,3		Quasi-complete separation of data points detected.				WARNING: Negative of Hessian not positive definite.			0,00	Algorithm converged.	0,00	NE	0,2963	NE	>999,99	Algorithm converged.	0,00	NE
Infections and infestations	Pseudomonal sepsis	Female	236	37,3	0	0,0	282	41,9	0	0,0	NE		NE	NE	NE	NE	NE	NE	NE	NE	NE	NE	NE	NE	NE	NE	NE	NE	NE	NE	NE	NE	NE
Infections and infestations	Pulpitis dental	Male	396	62,7	1	0,3	363	58,1	0	0,0		Quasi-complete separation of data points detected.				WARNING: The relative Hessian convergence criterion of 53.68217724 is greater than the limit of 0.0001. The convergence is questionable.			NE	Algorithm converged.	NE	NE	0,3384	0,1078	NE	Algorithm converged.	NE	NE
Infections and infestations	Pulpitis dental	Female	236	37,3	0	0,0	282	41,9	1	0,4		Quasi-complete separation of data points detected.				ERROR: Error in computing the link function, its derivatives, or the variance function.			0,00	Algorithm converged.	0,00	NE	0,3426		>999,99	Algorithm converged.	0,00	NE
Infections and infestations	Puncture site infection	Male	396	62,7	1	0,3	363	58,1	0	0,0		Quasi-complete separation of data points detected.				WARNING: The relative Hessian convergence criterion of 50.428711952 is greater than the limit of 0.0001. The convergence is questionable.			NE	Algorithm converged.	NE	NE	0,3384	NE	NE	Algorithm converged.	NE	NE
Infections and infestations	Puncture site infection	Female	236	37,3	0	0,0	282	41,9	0	0,0	NE		NE	NE	NE	NE	NE	NE	NE	NE	NE	NE	NE	NE	NE	NE	NE	NE	NE	NE	NE	NE	NE
Infections and infestations	Pyelonephritis	Male	396	62,7	1	0,3	363	58,1	0	0,0		Quasi-complete separation of data points detected.				WARNING: The relative Hessian convergence criterion of 53.68217724 is greater than the limit of 0.0001. The convergence is questionable.			NE	Algorithm converged.	NE	NE	0,3384	0,1074	NE	Algorithm converged.	NE	NE
Infections and infestations	Pyelonephritis	Female	236	37,3	0	0,0	282	41,9	1	0,4		Quasi-complete separation of data points detected.				ERROR: Error in computing the link function. its derivatives, or the variance function.			0,00	Algorithm converged.	0,00	NE	0,3426		>999,99	Algorithm converged.	0,00	NE
Infections and infestations	Pyelonephritis chronic	Male	396	62,7	0	0,0	363	58,1	0	0,0	NE		NE	NE	NE	NE	NE	NE	NE	NE	NE	NE	NE	NE	NE	NE	NE	NE	NE	NE	NE	NE	NE
Infections and infestations	Pyelonephritis chronic	Female	236	37,3	0	0,0	282	41,9	1	0,4		Quasi-complete separation of data points detected.				ERROR: Error in computing the link function, its derivatives, or the variance function.			0,00	Algorithm converged.	0,00	NE	0,3426		>999,99	Algorithm converged.	0,00	NE
Infections and infestations	Respiratory syncytial virus bronchitis	Male	396	62,7	0	0,0	363	58,1	0	0,0	NE		NE	NE	NE	NE	NE	NE	NE	NE	NE	NE	NE	NE	NE	NE	NE	NE	NE	NE	NE	NE	NE
Infections and infestations	Respiratory syncytial virus bronchitis	Female	236	37,3	0	0,0	282	41,9	1	0,4		Quasi-complete separation of data points detected.				ERROR: Error in computing the link function, its derivatives, or the variance function.			0,00	Algorithm converged.	0,00	NE	0,3426		>999,99	Algorithm converged.	0,00	NE
Infections and infestations	Respiratory tract infection	Male	396	62,7	0	0,0	363	58,1	0	0,0	NE		NE	NE	NE	NE	NE	NE	NE	NE	NE	NE	NE	1,0000	NE	NE	NE	NE	NE	NE	NE	NE	NE
Infections and infestations	Respiratory tract infection	Female	236	37,3	1	0,4	282	41,9	2	0,8	0,55	Convergence criterion (GCONV=1E-8) satisfied.	0,05	6,14	-0,023	Algorithm converged.	-0,017	0,010	0,58	Algorithm converged.	0,05	6,08	0,6251		1,80	Algorithm converged.	0,16	19,74
Infections and infestations	Rhinitis	Male	396	62,7	2	0,5	363	58,1	0	0,0		Quasi-complete separation of data points detected.				WARNING: Negative of Hessian not positive definite.			NE	Algorithm converged.	NE	NE	0,1724	0,0072	NE	Algorithm converged.	NE	NE
Infections and infestations	Rhinitis	Female	236	37,3	0	0,0	282	41,9	4	1,5		Quasi-complete separation of data points detected.				ERROR: Error in computing the link function, its derivatives, or the variance function.			0,00	Algorithm converged.	0,00	NE	0,0589		>999,99	Algorithm converged.	0,00	NE
Infections and infestations	Rhinovirus infection	Male	396	62,7	0	0,0	363	58,1	0	0,0	NE		NE	NE	NE	NE	NE	NE	NE	NE	NE	NE	NE	NE	NE	NE	NE	NE	NE	NE	NE	NE	NE
Infections and infestations	Rhinovirus infection	Female	236	37,3	1	0,4	282	41,9	0	0,0		Quasi-complete separation of data points detected.				WARNING: Negative of Hessian not positive definite.			NE	Algorithm converged.	NE	NE	0,2920		NE	Algorithm converged.	NE	NE
Infections and infestations	Sepsis	Male	396	62,7	2	0,5	363	58,1	5	1,4	0,36	Convergence criterion (GCONV=1E-8) satisfied.	0,07	1,89	-0,009	Algorithm converged.	-0,021	0,005	0,37	Algorithm converged.	0,07	1,88	0,2094	0,3172	2,73	Algorithm converged.	0,53	13,97
Infections and infestations	Sepsis	Female	236	37,3	0	0,0	282	41,9	2	0,8		Quasi-complete separation of data points detected.				ERROR: Error in computing the link function, its derivatives, or the variance function.			0,00	Algorithm converged.	0,00	NE	0,1705		>999,99	Algorithm converged.	0,00	NE
Infections and infestations	Septic coagulopathy	Male	396	62,7	1	0,3	363	58,1	0	0,0		Quasi-complete separation of data points detected.				WARNING: The relative Hessian convergence criterion of 50.428711952 is greater than the limit of 0.0001. The convergence is questionable.			NE	Algorithm converged.	NE	NE	0,3384	NE	NE	Algorithm converged.	NE	NE
Infections and infestations	Septic coagulopathy	Female	236	37,3	0	0,0	282	41,9	0	0,0	NE		NE	NE	NE	NE	NE	NE	NE	NE	NE	NE	NE	NE	NE	NE	NE	NE	NE	NE	NE	NE	NE
Infections and infestations	Septic shock	Male	396	62,7	1	0,3	363	58,1	1	0,3	0,92	Convergence criterion (GCONV=1E-8) satisfied.	0,04	14,71	0,000	Algorithm converged.	-0,008	0,007	0,92	Algorithm converged.	0,06	14,60	0,9509	1,0000	1,09	Algorithm converged.	0,97	17,38
Infections and infestations	Septic shock	Female	236	37,3	0	0,0	282	41,9	0	0,0	NE		NE	NE	NE	NE	NE	NE	NE	NE	NE	NE	NE	NE	NE	NE	NE	NE	NE	NE	NE	NE	NE
Infections and infestations	Sinusitis	Male	396	62,7	4	1,0	363	58,1	6	1,7	0,61	Convergence criterion (GCONV=1E-8) satisfied.	0,17	2,17	-0,006	Algorithm converged.	-0,023	0,010	0,61	Algorithm converged.	0,17	2,15	0,4383	0,4576	1,64	Algorithm converged.	0,41	5,74
Infections and infestations	Sinusitis	Female	236	37,3	8	3,4	282	41,9	8	2,8	1,21	Convergence criterion (GCONV=1E-8) satisfied.	0,41	9,02	0,003	Algorithm converged.	-0,028	0,034	1,11	Algorithm converged.	0,42	2,91	0,8318		0,90	Algorithm converged.	0,34	2,78
Infections and infestations	Skin infection	Male	396	62,7	0	0,0	363	58,1	1	0,3		Quasi-complete separation of data points detected.				WARNING: Negative of Hessian not positive definite.			0,00	Algorithm converged.	0,00	NE	0,2963	NE	>999,99	Algorithm converged.	0,00	NE
Infections and infestations	Skin infection	Female	236	37,3	0	0,0	282	41,9	0	0,0	NE		NE	NE	NE	NE	NE	NE	NE	NE	NE	NE	NE	NE	NE	NE	NE	NE	NE	NE	NE	NE	NE
Infections and infestations	Staphylococcal infection	Male	396	62,7	0	0,0	363	58,1	1	0,3		Quasi-complete separation of data points detected.				WARNING: Negative of Hessian not positive definite.			0,00	Algorithm converged.	0,00	NE	0,2963	1,0000	>999,99	Algorithm converged.	0,00	NE
Infections and infestations	Staphylococcal infection	Female	236	37,3	0	0,0	282	41,9	1	0,4		Quasi-complete separation of data points detected.				ERROR: Error in computing the link function, its derivatives, or the variance function.			0,00	Algorithm converged.	0,00	NE	0,3426		>999,99	Algorithm converged.	0,00	NE
Infections and infestations	Subcutaneous abscess	Male	396	62,7	0	0,0	363	58,1	0	0,0	NE		NE	NE	NE	NE	NE	NE	NE	NE	NE	NE	NE	NE	NE	NE	NE	NE	NE	NE	NE	NE	NE
Infections and infestations	Subcutaneous abscess	Female	236	37,3	0	0,0	282	41,9	1	0,4		Quasi-complete separation of data points detected.				ERROR: Error in computing the link function, its derivatives, or the variance function.			0,00	Algorithm converged.	0,00	NE	0,3426		>999,99	Algorithm converged.	0,00	NE
Infections and infestations	Tonsillitis	Male	396	62,7	1	0,3	363	58,1	1	0,3	0,92	Convergence criterion (GCONV=1E-8) satisfied.	0,04	14,71	0,000	Algorithm converged.	-0,008	0,007	0,92	Algorithm converged.	0,06	14,60	0,9509	1,0000	1,09	Algorithm converged.	0,97	17,38
Infections and infestations	Tonsillitis	Female	236	37,3	0	0,0	282	41,9	0	0,0	NE		NE	NE	NE	NE	NE	NE	NE	NE	NE	NE	NE	NE	NE	NE	NE	NE	NE	NE	NE	NE	NE
Infections and infestations	Tooth abscess	Male	396	62,7	1	0,3	363	58,1	0	0,0		Quasi-complete separation of data points detected.				WARNING: Negative of Hessian not positive definite.			NE	Algorithm converged.	NE	NE	0,0969	0,1561	NE	Algorithm converged.	NE	NE
Infections and infestations	Tooth abscess	Female	236	37,3	1	0,4	282	41,9	1	0,4	1,11	Convergence criterion (GCONV=1E-8) satisfied.	0,07	17,86	0,000	Algorithm converged.	-0,011	0,010	1,11	Algorithm converged.	0,07	17,83	0,9412		0,90	Algorithm converged.	0,06	14,32
Infections and infestations	Tooth infection	Male	396	62,7	0	0,0	363	58,1	2	0,6		Quasi-complete separation of data points detected.				WARNING: Negative of Hessian not positive definite.			0,00	Algorithm converged.	0,00	NE	0,1394	1,0000	>999,99	Algorithm converged.	0,00	NE
Infections and infestations	Tooth infection	Female	236	37,3	0	0,0	282	41,9	1	0,4		Quasi-complete separation of data points detected.				ERROR: Error in computing the link function, its derivatives, or the variance function.			0,00	Algorithm converged.	0,00	NE	0,3426		>999,99	Algorithm converged.	0,00	NE
Infections and infestations	Tracheitis	Male	396	62,7	1	0,3	363	58,1	0	0,0		Quasi-complete separation of data points detected.				WARNING: The relative Hessian convergence criterion of 50.428711952 is greater than the limit of 0.0001. The convergence is questionable.			NE	Algorithm converged.	NE	NE	0,3384	0,1074	NE	Algorithm converged.	NE	NE
Infections and infestations	Tracheitis	Female	236	37,3	0	0,0	282	41,9	1	0,4		Quasi-complete separation of data points detected.				ERROR: Error in computing the link function, its derivatives, or the variance function.			0,00	Algorithm converged.	0,00	NE	0,3426		>999,99	Algorithm converged.	0,00	NE
Infections and infestations	Upper respiratory tract infection	Male	396	62,7	6	2,6	363	58,1	9	2,6	2,47	Convergence criterion (GCONV=1E-8) satisfied.	0,65	9,40	0,010	Algorithm converged.	-0,005	0,029	2,44	Algorithm converged.	0,65	9,14	0,1695	0,3461	0,41	Algorithm converged.	0,11	1,53
Infections and infestations	Upper respiratory tract infection	Female	236	37,3	7	3,0	282	41,9	7	2,1	1,11	Convergence criterion (GCONV=1E-8) satisfied.	0,38	3,22	0,003	Algorithm converged.	-0,026	0,030	1,11	Algorithm converged.	0,40	3,12	0,8429		0,90	Algorithm converged.	0,32	2,53
Infections and infestations	Urethritis	Male	396	62,7	0	0,0	363	58,1	0	0,0	NE		NE	NE	NE	NE	NE	NE	NE	NE	NE	NE	NE	NE	NE	NE	NE	NE	NE	NE	NE	NE	NE
Infections and infestations	Urethritis	Female	236	37,3	0	0,0	282	41,9	1	0,4		Quasi-complete separation of data points detected.				ERROR: Error in computing the link function, its derivatives, or the variance function.			0,00	Algorithm converged.	0,00	NE	0,3426		>999,99	Algorithm converged.	0,00	NE
Infections and infestations	Urinary tract infection	Male	396	62,7	1	0,3	363	58,1	11	3,0	0,08	Convergence criterion (GCONV=1E-8) satisfied.	0,01	0,63	-0,028	Algorithm converged.	-0,040	-0,009	0,08	Algorithm converged.	0,01	0,64	0,0022	0,0059	12,00	Algorithm converged.	1,58	92,45
Infections and infestations	Urinary tract infection	Female	236	37,3	18	7,6	282	41,9	23	8,2	0,86	Convergence criterion (GCONV=1E-8) satisfied.	0,45	1,63	-0,012	Algorithm converged.	-0,040	0,037	0,87	Algorithm converged.	0,48	1,57	0,6410		1,15	Algorithm converged.	0,64	9,04
Infections and infestations	Viral infection	Male	396	62,7	1	0,3	363	58,1	1	0,3	0,92	Convergence criterion (GCONV=1E-8) satisfied.	0,04	14,71	0,000	Algorithm converged.	-0,008	0,007	0,92	Algorithm converged.	0,06	14,60	0,9509	0,2771	1,09	Algorithm converged.	0,97	17,38
Infections and infestations	Viral infection	Female	236	37,3	1	0,4	282	41,9	0	0,0		Quasi-complete separation of data points detected.				WARNING: Negative of Hessian not positive definite.			NE	Algorithm converged.	NE	NE	0,2930		NE	Algorithm converged.	NE	NE
Infections and infestations	Viral upper respiratory tract infection	Male	396	62,7	0	0,0	363	58,1	0	0,0	NE		NE	NE	NE	NE	NE	NE	NE	NE	NE	NE	NE	NE	NE	NE	NE	NE	NE	NE	NE	NE	NE
Infections and infestations	Viral upper respiratory tract infection	Female	236	37,3	9	3,8	282	41,9	2	0,8		Quasi-complete separation of data points detected.				ERROR: Error in computing the link function, its derivatives, or the variance function.			0,00	Algorithm converged.	0,00	NE	0,1705		>999,99	Algorithm converged.	0,00	NE

| | | |

| | | |

Investigations	Cardiac stress test abnormal	Male	396	62,7	1	0,3	363	58,1	0	0,0		Quasi-complete separation of data points detected.				WARNING: The relative Hessian convergence criterion of 50.428711952 is greater than the limit of 0.0001. The convergence is questionable.			NE	Algorithm converged.	NE	NE	0,3384		NE	NE	Algorithm converged.	NE	NE
Investigations	Cardiac stress test abnormal	Female	236	37,3	0	0,0	282	41,9	0	0,0	NE		NE	NE	NE	NE	NE	NE	NE	NE	NE	NE	NE		NE	NE	NE	NE	NE	NE	NE	NE	NE
Investigations	Coagulation time prolonged	Male	396	62,7	0	0,0	363	58,1	1	0,3		Quasi-complete separation of data points detected.				WARNING: Negative of Hessian not positive definite.			0,00	Algorithm converged.	0,00	NE	0,2963		NE	>999,99	Algorithm converged.	0,00	NE
Investigations	Coagulation time prolonged	Female	236	37,3	0	0,0	282	41,9	0	0,0	NE		NE	NE	NE	NE	NE	NE	NE	NE	NE	NE	NE		NE	NE	NE	NE	NE	NE	NE	NE	NE
Investigations	Computerised tomogram abnormal	Male	396	62,7	0	0,0	363	58,1	0	0,0	NE		NE	NE	NE	NE	NE	NE	NE	NE	NE	NE	NE		NE	NE	NE	NE	NE	NE	NE	NE	NE
Investigations	Computerised tomogram abnormal	Female	236	37,3	0	0,0	282	41,9	1	0,4		Quasi-complete separation of data points detected.				ERROR: Error in computing the link function. its derivatives. or the variance function.			0,00	Algorithm converged.	0,00	NE	0,3426		NE	>999,99	Algorithm converged.	0,00	NE
Investigations	Ejection fraction decreased	Male	396	62,7	0	0,0	363	58,1	0	0,0	NE		NE	NE	NE	NE	NE	NE	NE	NE	NE	NE	NE		NE	NE	NE	NE	NE	NE	NE	NE	NE
Investigations	Ejection fraction decreased	Female	236	37,3	0	0,0	282	41,9	1	0,4		Quasi-complete separation of data points detected.				ERROR: Error in computing the link function, its derivatives, or the variance function.			0,00	Algorithm converged.	0,00	NE	0,3426		NE	>999,99	Algorithm converged.	0,00	NE
Investigations	Fibrin D dimer increased	Male	396	62,7	1	0,3	363	58,1	0	0,0		Quasi-complete separation of data points detected.				WARNING: The relative Hessian convergence criterion of 50.428711952 is greater than the limit of 0.0001. The convergence is questionable.			NE	Algorithm converged.	NE	NE	0,3384		NE	NE	Algorithm converged.	NE	NE
Investigations	Fibrin D dimer increased	Female	236	37,3	0	0,0	282	41,9	0	0,0	NE		NE	NE	NE	NE	NE	NE	NE	NE	NE	NE	NE		NE	NE	NE	NE	NE	NE	NE	NE	NE
Investigations	Glucose urine present	Male	396	62,7	0	0,0	363	58,1	1	0,3		Quasi-complete separation of data points detected.				WARNING: Negative of Hessian not positive definite.			0,00	Algorithm converged.	0,00	NE	0,2963		NE	>999,99	Algorithm converged.	0,00	NE
Investigations	Glucose urine present	Female	236	37,3	0	0,0	282	41,9	0	0,0	NE		NE	NE	NE	NE	NE	NE	NE	NE	NE	NE	NE		NE	NE	NE	NE	NE	NE	NE	NE	NE
Investigations	Glycosylated haemoglobin increased	Male	396	62,7	1	0,3	363	58,1	3	0,8	0,30	Convergence criterion (GCONV=1E-8) satisfied.	0,03	2,93	-0,006	Algorithm converged.	-0,016	0,005	0,31	Algorithm converged.	0,03	2,92	0,2756	0,4763	3,27	Algorithm converged.	0,34	31,32
Investigations	Glycosylated haemoglobin increased	Female	236	37,3	2	0,8	282	41,9	1	0,4	1,11	Convergence criterion (GCONV=1E-8) satisfied.	0,07	17,86	0,002	Algorithm converged.	-0,011	0,013	1,11	Algorithm converged.	0,07	17,83	0,2422		0,20	Algorithm converged.	0,04	14,32
Investigations	Haemoglobin decreased	Male	396	62,7	0	0,0	363	58,1	1	0,3		Quasi-complete separation of data points detected.				WARNING: Negative of Hessian not positive definite.			0,00	Algorithm converged.	0,00	NE	0,2963		NE	>999,99	Algorithm converged.	0,00	NE
Investigations	Haemoglobin decreased	Female	236	37,3	0	0,0	282	41,9	0	0,0	NE		NE	NE	NE	NE	NE	NE	NE	NE	NE	NE	NE		NE	NE	NE	NE	NE	NE	NE	NE	NE
Investigations	Heart rate increased	Male	396	62,7	0	0,0	363	58,1	0	0,0	NE		NE	NE	NE	NE	NE	NE	NE	NE	NE	NE	NE		NE	NE	NE	NE	NE	NE	NE	NE	NE
Investigations	Heart rate increased	Female	236	37,3	0	0,0	282	41,9	1	0,4		Quasi-complete separation of data points detected.				ERROR: Error in computing the link function, its derivatives, or the variance function.			0,00	Algorithm converged.	0,00	NE	0,3426		NE	>999,99	Algorithm converged.	0,00	NE
Investigations	Intraocular pressure fluctuation	Male	396	62,7	0	0,0	363	58,1	0	0,0	NE		NE	NE	NE	NE	NE	NE	NE	NE	NE	NE	NE		NE	NE	NE	NE	NE	NE	NE	NE	NE
Investigations	Intraocular pressure fluctuation	Female	236	37,3	1	0,4	282	41,9	0	0,0		Quasi-complete separation of data points detected.				WARNING: Negative of Hessian not positive definite.			NE	Algorithm converged.	NE	NE	0,2920		NE	NE	Algorithm converged.	NE	NE
Investigations	Intraocular pressure increased	Male	396	62,7	34	8,6	363	58,1	12	3,3	1,07	Convergence criterion (GCONV=1E-8) satisfied.	0,49	2,35	0,002	Algorithm converged.	-0,024	0,028	1,07	Algorithm converged.	0,30	2,28	0,8632	0,2072	0,94	Algorithm converged.	0,44	1,99
Investigations	Intraocular pressure increased	Female	236	37,3	5	1,9	282	41,9	8	3,3	0,41	Convergence criterion (GCONV=1E-8) satisfied.	0,11	1,56	-0,018	Algorithm converged.	-0,043	0,087	0,42	Algorithm converged.	0,11	1,55	0,1771		2,40	Algorithm converged.	0,66	8,95
Investigations	Laboratory test abnormal	Male	396	62,7	0	0,0	363	58,1	0	0,0	NE		NE	NE	NE	NE	NE	NE	NE	NE	NE	NE	NE		NE	NE	NE	NE	NE	NE	NE	NE	NE
Investigations	Laboratory test abnormal	Female	236	37,3	0	0,0	282	41,9	1	0,4		Quasi-complete separation of data points detected.				ERROR: Error in computing the link function, its derivatives, or the variance function.			0,00	Algorithm converged.	0,00	NE	0,3426		NE	>999,99	Algorithm converged.	0,00	NE
Investigations	Lipids increased	Male	396	62,7	0	0,0	363	58,1	0	0,0	NE		NE	NE	NE	NE	NE	NE	NE	NE	NE	NE	NE		NE	NE	NE	NE	NE	NE	NE	NE	NE
Investigations	Lipids increased	Female	236	37,3	1	0,4	282	41,9	0	0,0		Quasi-complete separation of data points detected.				WARNING: Negative of Hessian not positive definite.			NE	Algorithm converged.	NE	NE	0,2920		NE	NE	Algorithm converged.	NE	NE
Investigations	Optic nerve cup/disc ratio increased	Male	396	62,7	0	0,0	363	58,1	1	0,3		Quasi-complete separation of data points detected.				WARNING: Negative of Hessian not positive definite.			0,00	Algorithm converged.	0,00	NE	0,2963		NE	>999,99	Algorithm converged.	0,00	NE
Investigations	Optic nerve cup/disc ratio increased	Female	236	37,3	0	0,0	282	41,9	0	0,0	NE		NE	NE	NE	NE	NE	NE	NE	NE	NE	NE	NE		NE	NE	NE	NE	NE	NE	NE	NE	NE
Investigations	Platelet count decreased	Male	396	62,7	1	0,3	363	58,1	0	0,0		Quasi-complete separation of data points detected.				WARNING: The relative Hessian convergence criterion of 52.68217724 is greater than the limit of 0.0001. The convergence is questionable.			NE	Algorithm converged.	NE	NE	0,3384		NE	NE	Algorithm converged.	NE	NE
Investigations	Platelet count decreased	Female	236	37,3	0	0,0	282	41,9	0	0,0	NE		NE	NE	NE	NE	NE	NE	NE	NE	NE	NE	NE		NE	NE	NE	NE	NE	NE	NE	NE	NE
Investigations	Prostatic specific antigen increased	Male	396	62,7	1	0,3	363	58,1	0	0,0		Quasi-complete separation of data points detected.				WARNING: The relative Hessian convergence criterion of 52.004609201 is greater than the limit of 0.0001. The convergence is questionable.			NE	Algorithm converged.	NE	NE	0,3384		NE	NE	Algorithm converged.	NE	NE
Investigations	Prostatic specific antigen increased	Female	236	37,3	0	0,0	282	41,9	0	0,0	NE		NE	NE	NE	NE	NE	NE	NE	NE	NE	NE	NE		NE	NE	NE	NE	NE	NE	NE	NE	NE
Investigations	Red blood cells urine positive	Male	396	62,7	0	0,0	363	58,1	1	0,3		Quasi-complete separation of data points detected.				WARNING: Negative of Hessian not positive definite.			0,00	Algorithm converged.	0,00	NE	0,2963		NE	>999,99	Algorithm converged.	0,00	NE
Investigations	Red blood cells urine positive	Female	236	37,3	0	0,0	282	41,9	0	0,0	NE		NE	NE	NE	NE	NE	NE	NE	NE	NE	NE	NE		NE	NE	NE	NE	NE	NE	NE	NE	NE
Investigations	Troponin increased	Male	396	62,7	0	0,0	363	58,1	0	0,0	NE		NE	NE	NE	NE	NE	NE	NE	NE	NE	NE	NE		NE	NE	NE	NE	NE	NE	NE	NE	NE
Investigations	Troponin increased	Female	236	37,3	0	0,0	282	41,9	1	0,4		Quasi-complete separation of data points detected.				ERROR: Error in computing the link function, its derivatives, or the variance function.			0,00	Algorithm converged.	0,00	NE	0,3426		NE	>999,99	Algorithm converged.	0,00	NE
Investigations	Urine analysis abnormal	Male	396	62,7	0	0,0	363	58,1	0	0,0	NE		NE	NE	NE	NE	NE	NE	NE	NE	NE	NE	NE		NE	NE	NE	NE	NE	NE	NE	NE	NE
Investigations	Urine analysis abnormal	Female	236	37,3	0	0,0	282	41,9	1	0,4		Quasi-complete separation of data points detected.				ERROR: Error in computing the link function, its derivatives, or the variance function.			0,00	Algorithm converged.	0,00	NE	0,3426		NE	>999,99	Algorithm converged.	0,00	NE
Investigations	Urobilinogen urine increased	Male	396	62,7	1	0,3	363	58,1	0	0,0		Quasi-complete separation of data points detected.				WARNING: The relative Hessian convergence criterion of 52.004609201 is greater than the limit of 0.0001. The convergence is questionable.			NE	Algorithm converged.	NE	NE	0,3384		NE	NE	Algorithm converged.	NE	NE
Investigations	Urobilinogen urine increased	Female	236	37,3	0	0,0	282	41,9	0	0,0	NE		NE	NE	NE	NE	NE	NE	NE	NE	NE	NE	NE		NE	NE	NE	NE	NE	NE	NE	NE	NE
Investigations	Vital dye staining cornea present	Male	396	62,7	0	0,0	363	58,1	1	0,3		Quasi-complete separation of data points detected.				WARNING: Negative of Hessian not positive definite.			0,00	Algorithm converged.	0,00	NE	0,2963	0,2771	>999,99	>999,99	Algorithm converged.	0,00	NE
Investigations	Vital dye staining cornea present	Female	236	37,3	1	0,4	282	41,9	3	0,8	1,11	Convergence criterion (GCONV=1E-8) satisfied.	0,07	17,86	0,002	Algorithm converged.	-0,011	0,013	1,11	Algorithm converged.	0,07	17,83	0,2419		0,20	Algorithm converged.	0,04	14,32
Investigations	Vitamin D decreased	Male	396	62,7	1	0,3	363	58,1	0	0,0		Quasi-complete separation of data points detected.				WARNING: The relative Hessian convergence criterion of 53.68217724 is greater than the limit of 0.0001. The convergence is questionable.			NE	Algorithm converged.	NE	NE	0,3384		NE	NE	Algorithm converged.	NE	NE
Investigations	Vitamin D decreased	Female	236	37,3	0	0,0	282	41,9	0	0,0	NE		NE	NE	NE	NE	NE	NE	NE	NE	NE	NE	NE		NE	NE	NE	NE	NE	NE	NE	NE	NE
Investigations	Weight increased	Male	396	62,7	0	0,0	363	58,1	1	0,3		Quasi-complete separation of data points detected.				WARNING: Negative of Hessian not positive definite.			0,00	Algorithm converged.	0,00	NE	0,2963	1,0000	>999,99	>999,99	Algorithm converged.	0,00	NE
Investigations	Weight increased	Female	236	37,3	0	0,0	282	41,9	1	0,4		Quasi-complete separation of data points detected.				ERROR: Error in computing the link function, its derivatives, or the variance function.			0,00	Algorithm converged.	0,00	NE	0,3426		NE	>999,99	Algorithm converged.	0,00	NE
Investigations	White blood cell count increased	Male	396	62,7	0	0,0	363	58,1	0	0,0	NE		NE	NE	NE	NE	NE	NE	NE	NE	NE	NE	NE		NE	NE	NE	NE	NE	NE	NE	NE	NE
Investigations	White blood cell count increased	Female	236	37,3	0	0,0	282	41,9	1	0,4		Quasi-complete separation of data points detected.				ERROR: Error in computing the link function, its derivatives, or the variance function.			0,00	Algorithm converged.	0,00	NE	0,3426		NE	>999,99	Algorithm converged.	0,00	NE
Metabolism and nutrition disorders		Male	396	62,7	42	10,6	363	58,1	29	8,0	1,37	Convergence criterion (GCONV=1E-8) satisfied.	0,83	2,24	0,026	Algorithm converged.	-0,015	0,087	1,33	Algorithm converged.	0,85	2,26	0,2166	0,3528	0,75	Algorithm converged.	0,48	1,18
Metabolism and nutrition disorders		Female	236	37,3	30	12,7	282	41,9	34	13,0	0,98	Convergence criterion (GCONV=1E-8) satisfied.	0,58	1,65	-0,023	Algorithm converged.	-0,041	0,034	0,98	Algorithm converged.	0,62	1,53	0,8297		1,02	Algorithm converged.	0,63	1,61
Metabolism and nutrition disorders	Acidosis	Male	396	62,7	0	0,0	363	58,1	1	0,3		Quasi-complete separation of data points detected.				WARNING: Negative of Hessian not positive definite.			0,00	Algorithm converged.	0,00	NE	0,2963		NE	>999,99	Algorithm converged.	0,00	NE
Metabolism and nutrition disorders	Acidosis	Female	236	37,3	0	0,0	282	41,9	0	0,0	NE		NE	NE	NE	NE	NE	NE	NE	NE	NE	NE	NE		NE	NE	NE	NE	NE	NE	NE	NE	NE
Metabolism and nutrition disorders	Decreased appetite	Male	396	62,7	1	0,3	363	58,1	0	0,0		Quasi-complete separation of data points detected.				WARNING: The relative Hessian convergence criterion of 53.68217724 is greater than the limit of 0.0001. The convergence is questionable.			NE	Algorithm converged.	NE	NE	0,3384	0,1074	NE	Algorithm converged.	NE	NE
Metabolism and nutrition disorders	Decreased appetite	Female	236	37,3	0	0,0	282	41,9	1	0,4		Quasi-complete separation of data points detected.				ERROR: Error in computing the link function, its derivatives, or the variance function.			0,00	Algorithm converged.	0,00	NE	0,3426		NE	>999,99	Algorithm converged.	0,00	NE
Metabolism and nutrition disorders	Dehydration	Male	396	62,7	2	0,5	363	58,1	2	0,6	0,92	Convergence criterion (GCONV=1E-8) satisfied.	0,13	8,54	0,000	Algorithm converged.	-0,011	0,010	0,92	Algorithm converged.	0,13	8,47	0,9305	0,5431	1,09	Algorithm converged.	0,15	7,73
Metabolism and nutrition disorders	Dehydration	Female	236	37,3	1	0,4	282	41,9	3	1,1	0,37	Convergence criterion (GCONV=1E-8) satisfied.	0,04	3,56	-0,007	Algorithm converged.	-0,023	0,008	0,37	Algorithm converged.	0,04	3,53	0,3684		2,70	Algorithm converged.	0,28	25,80
Metabolism and nutrition disorders	Diabetes mellitus	Male	396	62,7	5	1,3	363	58,1	0	0,0		Quasi-complete separation of data points detected.				WARNING: Negative of Hessian not positive definite.			NE	Algorithm converged.	NE	NE	0,3384	0,1161	NE	Algorithm converged.	NE	NE
Metabolism and nutrition disorders	Diabetes mellitus	Female	236	37,3	4	1,7	282	41,9	2	0,8	2,24	Convergence criterion (GCONV=1E-8) satisfied.	0,41	12,35	0,000	Algorithm converged.	-0,010	0,029	2,22	Algorithm converged.	0,41	12,01	0,9419		0,45	Algorithm converged.	0,08	2,44
Metabolism and nutrition disorders	Diabetes mellitus inadequate control	Male	396	62,7	1	0,3	363	58,1	2	0,6	0,46	Convergence criterion (GCONV=1E-8) satisfied.	0,04	5,06	-0,003	Algorithm converged.	-0,012	0,006	0,46	Algorithm converged.	0,04	5,03	0,5130	0,8986	2,18	Algorithm converged.	0,20	23,98
Metabolism and nutrition disorders	Diabetes mellitus inadequate control	Female	236	37,3	1	0,4	282	41,9	3	1,1	0,37	Convergence criterion (GCONV=1E-8) satisfied.	0,04	3,56	-0,007	Algorithm converged.	-0,023	0,008	0,37	Algorithm converged.	0,04	3,53	0,3684		2,70	Algorithm converged.	0,28	25,80
Metabolism and nutrition disorders	Diabetic endorgan damage	Male	396	62,7	0	0,0	363	58,1	0	0,0	NE		NE	NE	NE	NE	NE	NE	NE	NE	NE	NE	NE		NE	NE	NE	NE	NE	NE	NE	NE	NE
Metabolism and nutrition disorders	Diabetic endorgan damage	Female	236	37,3	0	0,0	282	41,9	1	0,4		Quasi-complete separation of data points detected.				ERROR: Error in computing the link function, its derivatives, or the variance function.			0,00	Algorithm converged.	0,00	NE	0,3426		NE	>999,99	Algorithm converged.	0,00	NE
Metabolism and nutrition disorders	Diabetic ketoacidosis	Male	396	62,7	1	0,3	363	58,1	1	0,3	0,92	Convergence criterion (GCONV=1E-8) satisfied.	0,06	14,71	0,000	Algorithm converged.	-0,008	0,007	0,92	Algorithm converged.	0,06	14,60	0,9593	1,0000	1,09	Algorithm converged.	0,07	17,39
Metabolism and nutrition disorders	Diabetic ketoacidosis	Female	236	37,3	0	0,0	282	41,9	0	0,0	NE		NE	NE	NE	NE	NE	NE	NE	NE	NE	NE	NE		NE	NE	NE	NE	NE	NE	NE	NE	NE
Metabolism and nutrition disorders	Diabetic metabolic decompensation	Male	396	62,7	1	0,3	363	58,1	0	0,0		Quasi-complete separation of data points detected.				WARNING: The relative Hessian convergence criterion of 50.428711952 is greater than the limit of 0.0001. The convergence is questionable.			NE	Algorithm converged.	NE	NE	0,3384	0,3360	NE	Algorithm converged.	NE	NE
Metabolism and nutrition disorders	Diabetic metabolic decompensation	Female	236	37,3	1	0,4	282	41,9	1	0,4	1,11	Convergence criterion (GCONV=1E-8) satisfied.	0,07	17,86	0,002	Algorithm converged.	-0,011	0,013	1,11	Algorithm converged.	0,07	17,83	0,9410		0,90	Algorithm converged.	0,04	14,32
Metabolism and nutrition disorders	Dyslipidaemia	Male	396	62,7	5	1,3	363	58,1	0	0,0		Quasi-complete separation of data points detected.				WARNING: Negative of Hessian not positive definite.			NE	Algorithm converged.	NE	NE	0,3384	0,0318	1,0000	NE	Algorithm converged.	NE	NE
Metabolism and nutrition disorders	Dyslipidaemia	Female	236	37,3	3	1,3	282	41,9	0	0,0		Quasi-complete separation of data points detected.				WARNING: Negative of Hessian not positive definite.			NE	Algorithm converged.	NE	NE	0,0675		NE	NE	Algorithm converged.	NE	NE
Metabolism and nutrition disorders	Fluid retention	Male	396	62,7	1	0,3	363	58,1	4	1,1	0,23	Convergence criterion (GCONV=1E-8) satisfied.	0,03	2,04	-0,005	Algorithm converged.	-0,020	0,003	0,23	Algorithm converged.	0,03	2,04	0,1487	0,0884	4,36	Algorithm converged.	0,40	38,84
Metabolism and nutrition disorders	Fluid retention	Female	236	37,3	1	0,4	282	41,9	0	0,0		Quasi-complete separation of data points detected.				WARNING: Negative of Hessian not positive definite.			NE	Algorithm converged.	NE	NE	0,2920		NE	NE	Algorithm converged.	NE	NE
Metabolism and nutrition disorders	Folate deficiency	Male	396	62,7	1	0,3	363	58,1	2	0,6		Quasi-complete separation of data points detected.				WARNING: The relative Hessian convergence criterion of 53.68217724 is greater than the limit of 0.0001. The convergence is questionable.			NE	Algorithm converged.	NE	NE	0,3384		NE	NE	Algorithm converged.	NE	NE
Metabolism and nutrition disorders	Folate deficiency	Female	236	37,3	0	0,0	282	41,9	0	0,0	NE		NE	NE	NE	NE	NE	NE	NE	NE	NE	NE	NE		NE	NE	NE	NE	NE	NE	NE	NE	NE
Metabolism and nutrition disorders	Gout	Male	396	62,7	3	0,8	363	58,1	1	0,3	2,76	Convergence criterion (GCONV=1E-8) satisfied.	0,29	26,68	0,000	Algorithm converged.	-0,005	0,015	2,75	Algorithm converged.	0,29	26,32	0,3598	0,3197	0,36	Algorithm converged.	0,04	3,48
Metabolism and nutrition disorders	Gout	Female	236	37,3	1	0,4	282	41,9	2	0,8	0,55	Convergence criterion (GCONV=1E-8) satisfied.	0,05	6,14	-0,003	Algorithm converged.	-0,017	0,010	0,54	Algorithm converged.	0,05	6,08	0,6251		1,80	Algorithm converged.	0,10	19,74
Metabolism and nutrition disorders	Hypercholesterolaemia	Male	396	62,7	5	0,8	363	58,1	4	1,1	0,60	Convergence criterion (GCONV=1E-8) satisfied.	0,15	3,08	-0,003	Algorithm converged.	-0,017	0,010	0,60	Algorithm converged.	0,15	3,05	0,6203	0,4845	1,45	Algorithm converged.	0,33	6,45
Metabolism and nutrition disorders	Hypercholesterolaemia	Female	236	37,3	5	2,1	282	41,9	4	1,5	1,40	Convergence criterion (GCONV=1E-8) satisfied.	0,37	5,26	0,006	Algorithm converged.	-0,018	0,030	1,39	Algorithm converged.	0,38	5,11	0,6209		0,72	Algorithm converged.	0,21	2,83
Metabolism and nutrition disorders	Hyperglycaemia	Male	396	62,7	5	1,3	363	58,1	2	0,6	2,31	Convergence criterion (GCONV=1E-8) satisfied.	0,45	11,97	0,007	Algorithm converged.	-0,006	0,020	2,29	Algorithm converged.	0,45	11,74	0,9059	0,7595	0,44	Algorithm converged.	0,09	2,24
Metabolism and nutrition disorders	Hyperglycaemia	Female	236	37,3	8	3,4	282	41,9	4	1,5	1,68	Convergence criterion (GCONV=1E-8) satisfied.	0,47	6,24	0,010	Algorithm converged.	-0,015	0,035	1,67	Algorithm converged.	0,48	5,83	0,6203		0,60	Algorithm converged.	0,13	3,19
Metabolism and nutrition disorders	Hyperkalaemia	Male	396	62,7	1	0,3	363	58,1	3	0,8	0,30	Convergence criterion (GCONV=1E-8) satisfied.	0,03	2,93	-0,006	Algorithm converged.	-0,016	0,005	0,31	Algorithm converged.	0,03	2,92	0,2756	0,7225	3,27	Algorithm converged.	0,34	31,32
Metabolism and nutrition disorders	Hyperkalaemia	Female	236	37,3	1	0,4	282	41,9	2	0,8	0,55	Convergence criterion (GCONV=1E-8) satisfied.	0,05	6,14	-0,003	Algorithm converged.	-0,017	0,010	0,54	Algorithm converged.	0,05	6,08	0,6251		1,80	Algorithm converged.	0,10	19,74
Metabolism and nutrition disorders	Hyperlipidaemia	Male	396	62,7	7	1,8	363	58,1	5	1,4	1,29	Convergence criterion (GCONV=1E-8) satisfied.	0,41	4,10	0,004	Algorithm converged.	-0,014	0,022	1,28	Algorithm converged.	0,41	4,01	0,6670	0,6491	0,78	Algorithm converged.	0,21	2,43
Metabolism and nutrition disorders	Hyperlipidaemia	Female	236	37,3	1	0,4	282	41,9	4	1,5	0,83	Convergence criterion (GCONV=1E-8) satisfied.	0,18	3,75	-0,003	Algorithm converged.	-0,021	0,014	0,83	Algorithm converged.	0,19	3,68	0,8039		1,20	Algorithm converged.	0,27	5,31
Metabolism and nutrition disorders	Hyperphosphataemia	Male	396	62,7	0	0,0	363	58,1	0	0,0	NE		NE	NE	NE	NE	NE	NE	NE	NE	NE	NE	NE		NE	NE	NE	NE	NE	NE	NE	NE	NE
Metabolism and nutrition disorders	Hyperphosphataemia	Female	236	37,3	0	0,0	282	41,9	1	0,4		Quasi-complete separation of data points detected.				ERROR: Error in computing the link function, its derivatives, or the variance function.			0,00	Algorithm converged.	0,00	NE	0,3426		NE	>999,99	Algorithm converged.	0,00	NE
Metabolism and nutrition disorders	Hypertriglyceridaemia	Male	396	62,7	1	0,3	363	58,1	0	0,0		Quasi-complete separation of data points detected.				WARNING: The relative Hessian convergence criterion of 53.68217724 is greater than the limit of 0.0001. The convergence is questionable.			NE	Algorithm converged.	NE	NE	0,3384	0,1074	NE	Algorithm converged.	NE	NE
Metabolism and nutrition disorders	Hypertriglyceridaemia	Female	236	37,3	0	0,0	282	41,9	1	0,4		Quasi-complete separation of data points detected.				ERROR: Error in computing the link function, its derivatives, or the variance function.			0,00	Algorithm converged.	0,00	NE	0,3426		NE	>999,99	Algorithm converged.	0,00	NE
Metabolism and nutrition disorders	Hyperuricaemia	Male	396	62,7	0	0,0	363	58,1	1	0,3		Quasi-complete separation of data points detected.				WARNING: Negative of Hessian not positive definite.			0,00	Algorithm converged.	0,00	NE	0,2963	0,0847	>999,99	>999,99	Algorithm converged.	0,00	NE
Metabolism and nutrition disorders	Hyperuricaemia	Female	236	37,3	1	0,4	282	41,9	0	0,0		Quasi-complete separation of data points detected.				WARNING: Negative of Hessian not positive definite.			NE	Algorithm converged.	NE	NE	0,2920		NE	NE	Algorithm converged.	NE	NE
Metabolism and nutrition disorders	Hypoglycaemia	Male	396	62,7	9	2,3	363	58,1	3	0,8	2,79	Convergence criterion (GCONV=1E-8) satisfied.	0,75	10,39	0,014	Algorithm converged.	-0,003	0,032	2,75	Algorithm converged.	0,75	10,36	0,1198	0,8569	0,86	Algorithm converged.	0,10	1,33
Metabolism and nutrition disorders	Hypocalcaemia	Female	236	37,3	1	0,4	282	41,9	2	0,8	1,67	Convergence criterion (GCONV=1E-8) satisfied.	0,28	10,10	0,005	Algorithm converged.	-0,013	0,023	1,67	Algorithm converged.	0,28	9,88	0,5707		0,60	Algorithm converged.	0,10	3,54
Metabolism and nutrition disorders	Hypokalaemia	Male	396	62,7	1	0,3	363	58,1	0	0,0		Quasi-complete separation of data points detected.				WARNING: The relative Hessian convergence criterion of 52.004609201 is greater than the limit of 0.0001. The convergence is questionable.			NE	Algorithm converged.	NE	NE	0,3384	0,4426	NE	Algorithm converged.	NE	NE

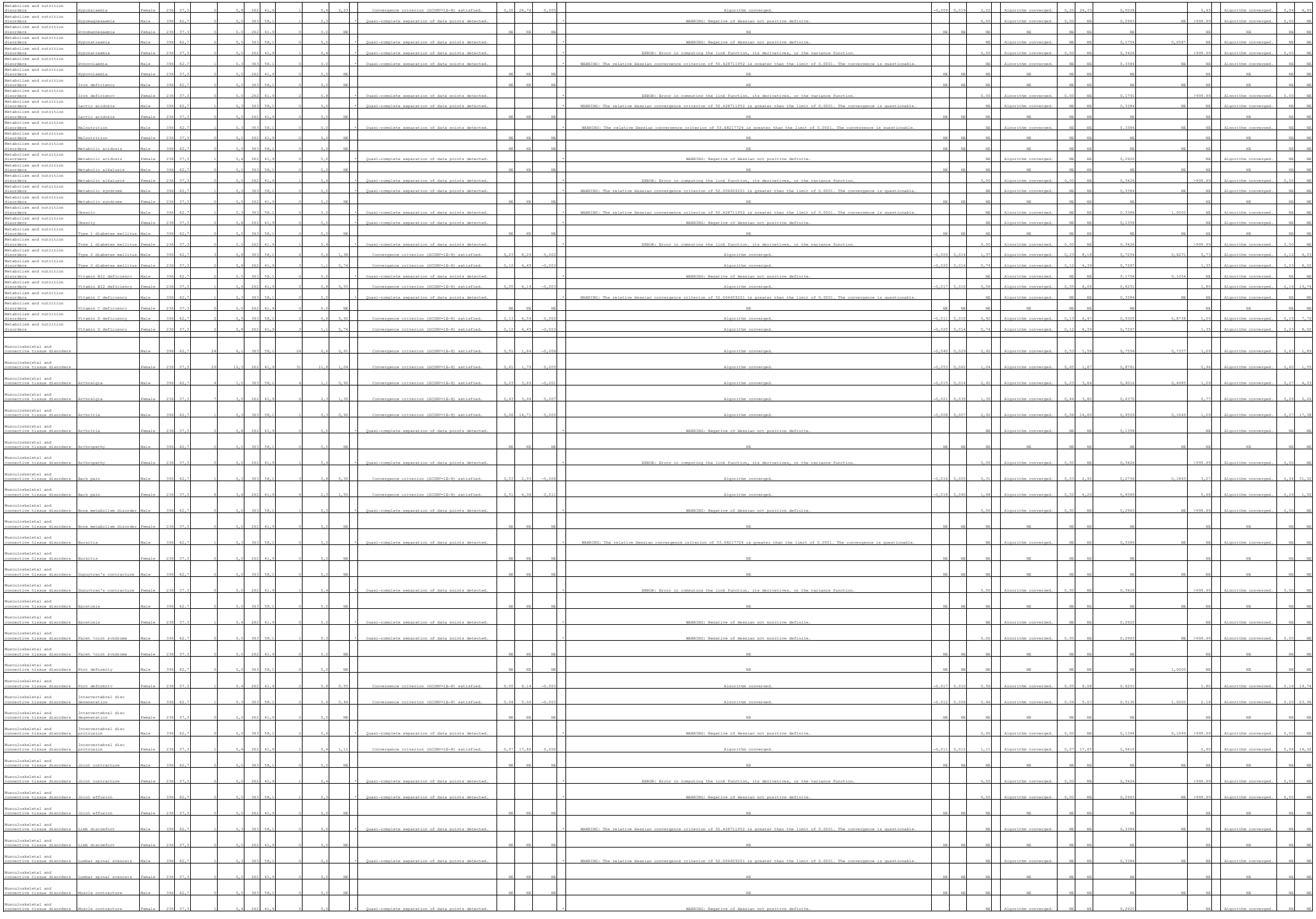

| | | |

| | | |

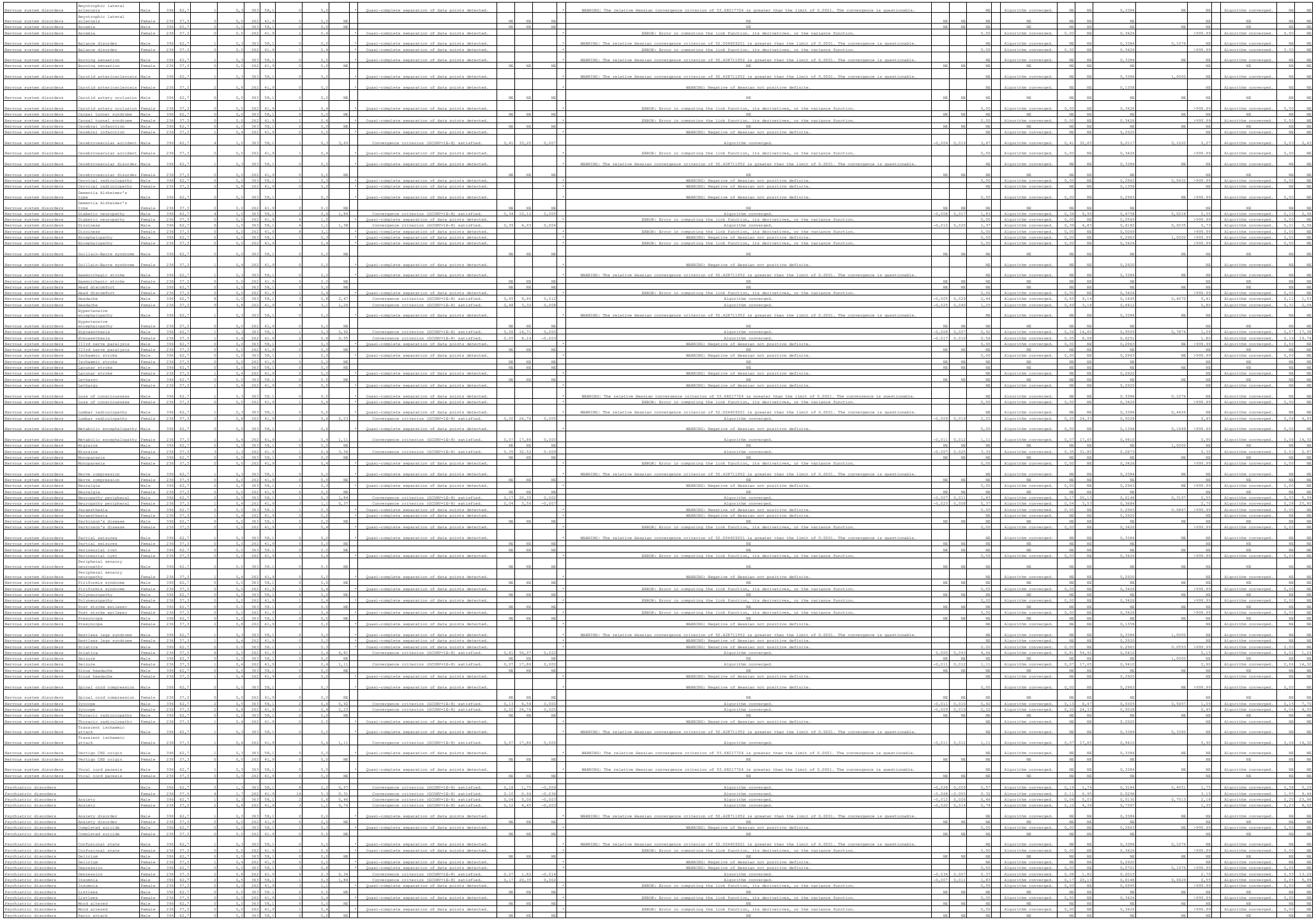

| | | |

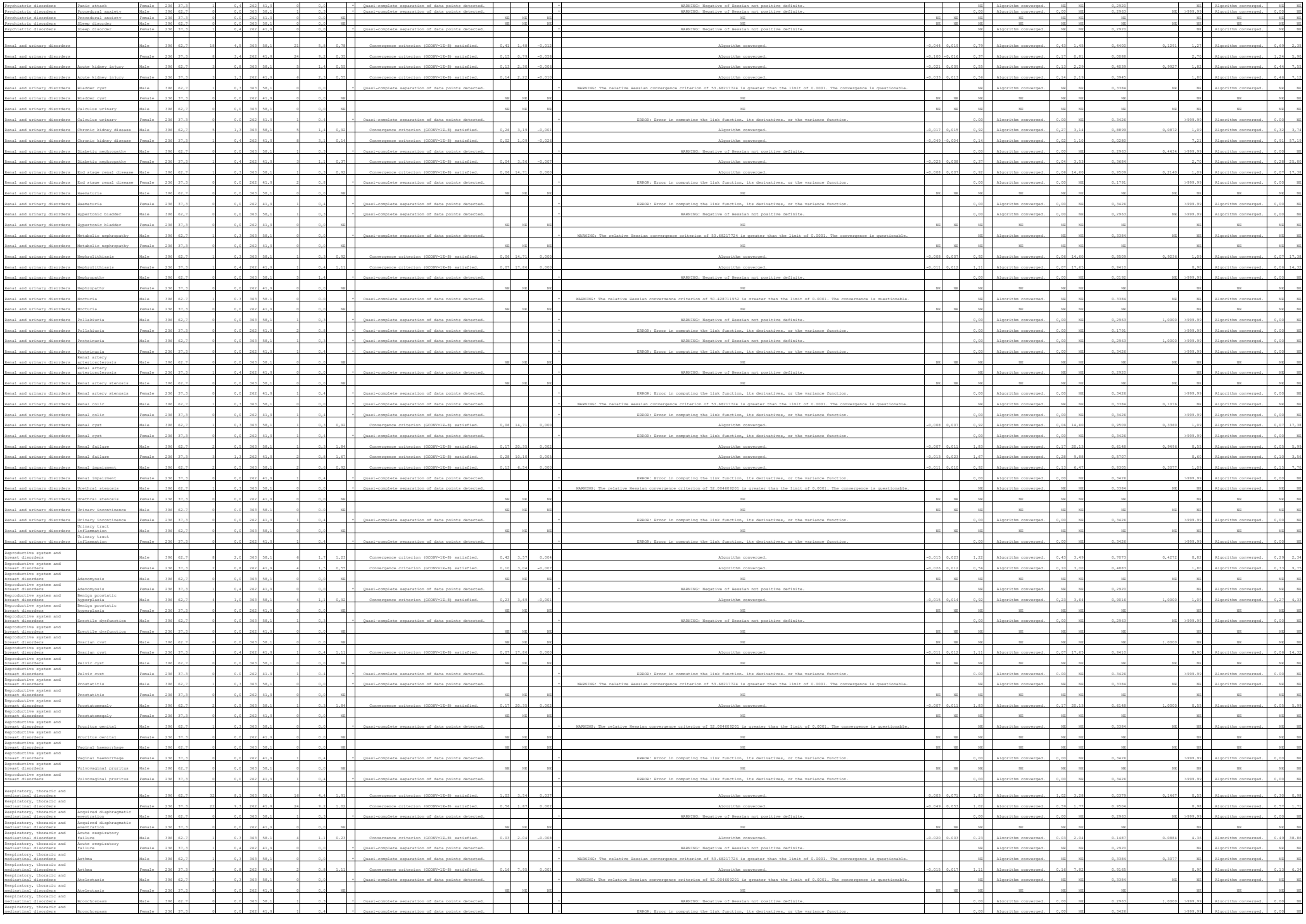



| | | |

POPULATION: Safety-Evaluable Population B vs. C
ENDPOINT: Any AEs through Week 56
MODEL: Unstratified analysis
STUDY: GR40349 & GR40398
Dichotomous Analysis by Subgroups (Safety)

Age

			Faricimab (PTI) (N=632)				Aflibercept (N=625)				Faricimab (PTI) vs. Aflibercept																		Aflibercept vs. Faricimab (PTI)				
			Patients		Patients with Event		Patients		Patients with Event		Odds Ratio					Absolute Risk Difference					Relative Risk								Relative Risk				
MedDRA System Organ Class	MedDRA Preferred Term	Level	n	%	n	%	n	%	n	%	Odds Ratio		Convergence Reason	95% Lower CL	95% Upper CL	Absolute Risk		Convergence Reason	95% Lower CL	95% Upper CL	Relative Risk		Convergence Reason	95% Lower CL	95% Upper CL	p-value (Cochran-Mantel-Haenszel)	Interaction Test p-value (likelihood ratio)	Relative Risk		Convergence Reason	95% Lower CL	95% Upper CL
** NOT CODED **		< 65 years	352	55,7	0	0,0	362	57,9	0	0,0	NE			NE	NE	NE		NE	NE	NE	NE		NE	NE	NE	NE	NE	NE		NE	NE	NE
** NOT CODED **		>= 65 years	280	44,3	0	0,0	263	42,1	1	0,4		*	Quasi-complete separation of data points detected.				*	ERROR: The mean parameter is either invalid or at a limit of its range for some observations.			0,00		Algorithm converged.	0,00	NE	0,3022		>999.99		Algorithm converged.	0,00	NE
** NOT CODED **	UNCODED	< 65 years	352	55,7	0	0,0	362	57,9	0	0,0	NE			NE	NE	NE		NE	NE	NE	NE		NE	NE	NE	NE	NE	NE		NE	NE	NE
** NOT CODED **	UNCODED	>= 65 years	280	44,3	0	0,0	263	42,1	1	0,4		*	Quasi-complete separation of data points detected.				*	ERROR: The mean parameter is either invalid or at a limit of its range for some observations.			0,00		Algorithm converged.	0,00	NE	0,3022		>999.99		Algorithm converged.	0,00	NE
Blood and lymphatic system disorders		< 65 years	352	55,7	9	2,6	362	57,9	16	4,4	0,57		Convergence criterion (GCONV=1E-8) satisfied.	0,25	1,30	-0,019		Algorithm converged.	-0,045	0,008	0,58		Algorithm converged.	0,26	1,29	0,1760	0,6677	1,73		Algorithm converged.	0,77	3,86
Blood and lymphatic system disorders		>= 65 years	280	44,3	11	3,9	263	42,1	14	5,3	0,73		Convergence criterion (GCONV=1E-8) satisfied.	0,32	1,63	-0,014		Algorithm converged.	-0,049	0,021	0,74		Algorithm converged.	0,34	1,60	0,4388		1,35		Algorithm converged.	0,63	2,93
Blood and lymphatic system disorders	Anaemia	< 65 years	352	55,7	6	1,7	362	57,9	9	2,5	0,68		Convergence criterion (GCONV=1E-8) satisfied.	0,24	1,93	-0,008		Algorithm converged.	-0,029	0,013	0,69		Algorithm converged.	0,25	1,91	0,4669	0,7880	1,46		Algorithm converged.	0,52	4,06
Blood and lymphatic system disorders	Anaemia	>= 65 years	280	44,3	6	2,1	263	42,1	10	3,8	0,55		Convergence criterion (GCONV=1E-8) satisfied.	0,20	1,55	-0,017		Algorithm converged.	-0,045	0,012	0,56		Algorithm converged.	0,21	1,53	0,2536		1,77		Algorithm converged.	0,65	4,81
Blood and lymphatic system disorders	Anaemia megaloblastic	< 65 years	352	55,7	0	0,0	362	57,9	0	0,0	NE			NE	NE	NE		NE	NE	NE	NE		NE	NE	NE	NE	NE	NE		NE	NE	NE
Blood and lymphatic system disorders	Anaemia megaloblastic	>= 65 years	280	44,3	1	0,4	263	42,1	0	0,0		*	Quasi-complete separation of data points detected.				*	WARNING: Negative of Hessian not positive definite.			NE		Algorithm converged.	NE	NE	0,3325		NE		Algorithm converged.	NE	NE
Blood and lymphatic system disorders	Anaemia of chronic disease	< 65 years	352	55,7	0	0,0	362	57,9	1	0,3		*	Quasi-complete separation of data points detected.				*	ERROR: Error in computing the link function, its derivatives, or the variance function.			0,00		Algorithm converged.	0,00	NE	0,3241	0,1012	>999.99		Algorithm converged.	0,00	NE
Blood and lymphatic system disorders	Anaemia of chronic disease	>= 65 years	280	44,3	1	0,4	263	42,1	0	0,0		*	Quasi-complete separation of data points detected.				*	WARNING: Negative of Hessian not positive definite.			NE		Algorithm converged.	NE	NE	0,3325		NE		Algorithm converged.	NE	NE
Blood and lymphatic system disorders	Iron deficiency anaemia	< 65 years	352	55,7	1	0,3	362	57,9	1	0,3	1,03		Convergence criterion (GCONV=1E-8) satisfied.	0,06	16,50	0,000		Algorithm converged.	-0,008	0,008	1,03		Algorithm converged.	0,06	16,38	0,9842	0,6733	0,97		Algorithm converged.	0,06	15,49
Blood and lymphatic system disorders	Iron deficiency anaemia	>= 65 years	280	44,3	1	0,4	263	42,1	2	0,8	0,47		Convergence criterion (GCONV=1E-8) satisfied.	0,04	5,19	-0,004		Algorithm converged.	-0,017	0,009	0,47		Algorithm converged.	0,04	5,15	0,5267		2,13		Algorithm converged.	0,19	23,34
Blood and lymphatic system disorders	Leukocytosis	< 65 years	352	55,7	1	0,3	362	57,9	1	0,3	1,03		Convergence criterion (GCONV=1E-8) satisfied.	0,06	16,50	0,000		Algorithm converged.	-0,008	0,008	1,03		Algorithm converged.	0,06	16,38	0,9842	0,3201	0,97		Algorithm converged.	0,06	15,49
Blood and lymphatic system disorders	Leukocytosis	>= 65 years	280	44,3	1	0,4	263	42,1	0	0,0		*	Quasi-complete separation of data points detected.				*	WARNING: Negative of Hessian not positive definite.			NE		Algorithm converged.	NE	NE	0,3325		NE		Algorithm converged.	NE	NE
Blood and lymphatic system disorders	Lymphadenitis	< 65 years	352	55,7	0	0,0	362	57,9	1	0,3		*	Quasi-complete separation of data points detected.				*	ERROR: Error in computing the link function, its derivatives, or the variance function.			0,00		Algorithm converged.	0,00	NE	0,3241	NE	>999.99		Algorithm converged.	0,00	NE
Blood and lymphatic system disorders	Lymphadenitis	>= 65 years	280	44,3	0	0,0	263	42,1	0	0,0	NE			NE	NE	NE		NE	NE	NE	NE		NE	NE	NE	NE		NE		NE	NE	NE
Blood and lymphatic system disorders	Microcytic anaemia	< 65 years	352	55,7	0	0,0	362	57,9	0	0,0	NE			NE	NE	NE		NE	NE	NE	NE		NE	NE	NE	NE	1,0000	NE		NE	NE	NE
Blood and lymphatic system disorders	Microcytic anaemia	>= 65 years	280	44,3	1	0,4	263	42,1	1	0,4	0,94		Convergence criterion (GCONV=1E-8) satisfied.	0,06	15,09	0,000		Algorithm converged.	-0,010	0,010	0,94		Algorithm converged.	0,06	14,94	0,9646		1,06		Algorithm converged.	0,07	16,93
Blood and lymphatic system disorders	Nephrogenic anaemia	< 65 years	352	55,7	0	0,0	362	57,9	2	0,6		*	Quasi-complete separation of data points detected.				*	ERROR: Error in computing the link function, its derivatives, or the variance function.			0,00		Algorithm converged.	0,00	NE	0,1629	1,0000	>999.99		Algorithm converged.	0,00	NE
Blood and lymphatic system disorders	Nephrogenic anaemia	>= 65 years	280	44,3	0	0,0	263	42,1	1	0,4		*	Quasi-complete separation of data points detected.				*	ERROR: The mean parameter is either invalid or at a limit of its range for some observations.			0,00		Algorithm converged.	0,00	NE	0,3022		>999.99		Algorithm converged.	0,00	NE
Blood and lymphatic system disorders	Neutrophilia	< 65 years	352	55,7	0	0,0	362	57,9	1	0,3		*	Quasi-complete separation of data points detected.				*	ERROR: Error in computing the link function, its derivatives, or the variance function.			0,00		Algorithm converged.	0,00	NE	0,3241	NE	>999.99		Algorithm converged.	0,00	NE
Blood and lymphatic system disorders	Neutrophilia	>= 65 years	280	44,3	0	0,0	263	42,1	0	0,0	NE			NE	NE	NE		NE	NE	NE	NE		NE	NE	NE	NE		NE		NE	NE	NE
Blood and lymphatic system disorders	Thrombocytopenia	< 65 years	352	55,7	1	0,3	362	57,9	0	0,0		*	Quasi-complete separation of data points detected.				*	WARNING: The relative Hessian convergence criterion of 52.752689443 is greater than the limit of 0.0001. The convergence is questionable.			NE		Algorithm converged.	NE	NE	0,3105	0,0904	NE		Algorithm converged.	NE	NE
Blood and lymphatic system disorders	Thrombocytopenia	>= 65 years	280	44,3	0	0,0	263	42,1	1	0,4		*	Quasi-complete separation of data points detected.				*	ERROR: The mean parameter is either invalid or at a limit of its range for some observations.			0,00		Algorithm converged.	0,00	NE	0,3022		>999.99		Algorithm converged.	0,00	NE
Cardiac disorders		< 65 years	352	55,7	17	4,8	362	57,9	18	5,0	0,97		Convergence criterion (GCONV=1E-8) satisfied.	0,49	1,91	-0,001		Algorithm converged.	-0,033	0,030	0,97		Algorithm converged.	0,51	1,85	0,9296	0,5819	1,03		Algorithm converged.	0,54	1,97
Cardiac disorders		>= 65 years	280	44,3	30	10,7	263	42,1	23	8,7	1,25		Convergence criterion (GCONV=1E-8) satisfied.	0,71	2,22	0,020		Algorithm converged.	-0,030	0,069	1,23		Algorithm converged.	0,73	2,05	0,4402		0,82		Algorithm converged.	0,49	1,37
Cardiac disorders	Acute coronary syndrome	< 65 years	352	55,7	1	0,3	362	57,9	0	0,0		*	Quasi-complete separation of data points detected.				*	WARNING: The relative Hessian convergence criterion of 52.752689443 is greater than the limit of 0.0001. The convergence is questionable.			NE		Algorithm converged.	NE	NE	0,3105	NE	NE		Algorithm converged.	NE	NE
Cardiac disorders	Acute coronary syndrome	>= 65 years	280	44,3	0	0,0	263	42,1	0	0,0	NE			NE	NE	NE		NE	NE	NE	NE		NE	NE	NE	NE		NE		NE	NE	NE
Cardiac disorders	Acute left ventricular failure	< 65 years	352	55,7	1	0,3	362	57,9	1	0,3	1,03		Convergence criterion (GCONV=1E-8) satisfied.	0,06	16,50	0,000		Algorithm converged.	-0,008	0,008	1,03		Algorithm converged.	0,06	16,38	0,9842	0,2921	0,97		Algorithm converged.	0,06	15,49
Cardiac disorders	Acute left ventricular failure	>= 65 years	280	44,3	0	0,0	263	42,1	1	0,4		*	Quasi-complete separation of data points detected.				*	ERROR: The mean parameter is either invalid or at a limit of its range for some observations.			0,00		Algorithm converged.	0,00	NE	0,3022		>999.99		Algorithm converged.	0,00	NE
Cardiac disorders	Acute myocardial infarction	< 65 years	352	55,7	2	0,6	362	57,9	3	0,8	0,68		Convergence criterion (GCONV=1E-8) satisfied.	0,11	4,12	-0,003		Algorithm converged.	-0,015	0,010	0,69		Algorithm converged.	0,12	4,08	0,6766	0,5871	1,46		Algorithm converged.	0,25	8,68
Cardiac disorders	Acute myocardial infarction	>= 65 years	280	44,3	1	0,4	263	42,1	3	1,1	0,31		Convergence criterion (GCONV=1E-8) satisfied.	0,03	3,01	-0,008		Algorithm converged.	-0,022	0,007	0,31		Algorithm converged.	0,03	2,99	0,2864		3,19		Algorithm converged.	0,33	30,51
Cardiac disorders	Angina pectoris	< 65 years	352	55,7	1	0,3	362	57,9	2	0,6	0,51		Convergence criterion (GCONV=1E-8) satisfied.	0,05	5,68	-0,003		Algorithm converged.	-0,012	0,007	0,51		Algorithm converged.	0,05	5,65	0,5796	0,4990	1,94		Algorithm converged.	0,18	21,35
Cardiac disorders	Angina pectoris	>= 65 years	280	44,3	3	1,1	263	42,1	2	0,8	1,41		Convergence criterion (GCONV=1E-8) satisfied.	0,23	8,52	0,003		Algorithm converged.	-0,013	0,019	1,41		Algorithm converged.	0,24	8,37	0,7048		0,71		Algorithm converged.	0,12	4,21
Cardiac disorders	Angina unstable	< 65 years	352	55,7	0	0,0	362	57,9	0	0,0	NE			NE	NE	NE		NE	NE	NE	NE		NE	NE	NE	NE	NE	NE		NE	NE	NE
Cardiac disorders	Angina unstable	>= 65 years	280	44,3	1	0,4	263	42,1	0	0,0		*	Quasi-complete separation of data points detected.				*	WARNING: Negative of Hessian not positive definite.			NE		Algorithm converged.	NE	NE	0,3325		NE		Algorithm converged.	NE	NE
Cardiac disorders	Aortic valve stenosis	< 65 years	352	55,7	0	0,0	362	57,9	0	0,0	NE			NE	NE	NE		NE	NE	NE	NE		NE	NE	NE	NE	NE	NE		NE	NE	NE
Cardiac disorders	Aortic valve stenosis	>= 65 years	280	44,3	1	0,4	263	42,1	0	0,0		*	Quasi-complete separation of data points detected.				*	WARNING: Negative of Hessian not positive definite.			NE		Algorithm converged.	NE	NE	0,3325		NE		Algorithm converged.	NE	NE
Cardiac disorders	Arrhythmia	< 65 years	352	55,7	0	0,0	362	57,9	0	0,0	NE			NE	NE	NE		NE	NE	NE	NE		NE	NE	NE	NE	NE	NE		NE	NE	NE
Cardiac disorders	Arrhythmia	>= 65 years	280	44,3	3	1,1	263	42,1	0	0,0		*	Quasi-complete separation of data points detected.				*	WARNING: Negative of Hessian not positive definite.			NE		Algorithm converged.	NE	NE	0,0926		NE		Algorithm converged.	NE	NE
Cardiac disorders	Arteriosclerosis coronary artery	< 65 years	352	55,7	1	0,3	362	57,9	0	0,0		*	Quasi-complete separation of data points detected.				*	WARNING: The relative Hessian convergence criterion of 52.752689443 is greater than the limit of 0.0001. The convergence is questionable.			NE		Algorithm converged.	NE	NE	0,3105	0,2921	NE		Algorithm converged.	NE	NE
Cardiac disorders	Arteriosclerosis coronary artery	>= 65 years	280	44,3	1	0,4	263	42,1	1	0,4	0,94		Convergence criterion (GCONV=1E-8) satisfied.	0,06	15,09	0,000		Algorithm converged.	-0,010	0,010	0,94		Algorithm converged.	0,06	14,94	0,9646		1,06		Algorithm converged.	0,07	16,93
Cardiac disorders	Atrial fibrillation	< 65 years	352	55,7	3	0,9	362	57,9	2	0,6	1,55		Convergence criterion (GCONV=1E-8) satisfied.	0,26	9,32	0,003		Algorithm converged.	-0,009	0,015	1,54		Algorithm converged.	0,26	9,18	0,6313	0,9438	0,65		Algorithm converged.	0,11	3,86
Cardiac disorders	Atrial fibrillation	>= 65 years	280	44,3	3	1,1	263	42,1	2	0,8	1,41		Convergence criterion (GCONV=1E-8) satisfied.	0,23	8,52	0,003		Algorithm converged.	-0,013	0,019	1,41		Algorithm converged.	0,24	8,37	0,7048		0,71		Algorithm converged.	0,12	4,21
Cardiac disorders	Atrioventricular block complete	< 65 years	352	55,7	1	0,3	362	57,9	0	0,0		*	Quasi-complete separation of data points detected.				*	WARNING: The relative Hessian convergence criterion of 60.288787935 is greater than the limit of 0.0001. The convergence is questionable.			NE		Algorithm converged.	NE	NE	0,3105	NE	NE		Algorithm converged.	NE	NE
Cardiac disorders	Atrioventricular block complete	>= 65 years	280	44,3	0	0,0	263	42,1	0	0,0	NE			NE	NE	NE		NE	NE	NE	NE		NE	NE	NE	NE		NE		NE	NE	NE
Cardiac disorders	Bradycardia	< 65 years	352	55,7	0	0,0	362	57,9	0	0,0	NE			NE	NE	NE		NE	NE	NE	NE		NE	NE	NE	NE	NE	NE		NE	NE	NE
Cardiac disorders	Bradycardia	>= 65 years	280	44,3	2	0,7	263	42,1	0	0,0		*	Quasi-complete separation of data points detected.				*	WARNING: Negative of Hessian not positive definite.			NE		Algorithm converged.	NE	NE	0,1701		NE		Algorithm converged.	NE	NE
Cardiac disorders	Bundle branch block right	< 65 years	352	55,7	0	0,0	362	57,9	0	0,0	NE			NE	NE	NE		NE	NE	NE	NE		NE	NE	NE	NE	NE	NE		NE	NE	NE
Cardiac disorders	Bundle branch block right	>= 65 years	280	44,3	1	0,4	263	42,1	0	0,0		*	Quasi-complete separation of data points detected.				*	WARNING: Negative of Hessian not positive definite.			NE		Algorithm converged.	NE	NE	0,3325		NE		Algorithm converged.	NE	NE
Cardiac disorders	Cardiac arrest	< 65 years	352	55,7	0	0,0	362	57,9	1	0,3		*	Quasi-complete separation of data points detected.				*	ERROR: Error in computing the link function, its derivatives, or the variance function.			0,00		Algorithm converged.	0,00	NE	0,3241	0,1012	>999.99		Algorithm converged.	0,00	NE
Cardiac disorders	Cardiac arrest	>= 65 years	280	44,3	1	0,4	263	42,1	0	0,0		*	Quasi-complete separation of data points detected.				*	WARNING: Negative of Hessian not positive definite.			NE		Algorithm converged.	NE	NE	0,3325		NE		Algorithm converged.	NE	NE
Cardiac disorders	Cardiac failure	< 65 years	352	55,7	1	0,3	362	57,9	3	0,8	0,34		Convergence criterion (GCONV=1E-8) satisfied.	0,04	3,29	-0,005		Algorithm converged.	-0,016	0,005	0,34		Algorithm converged.	0,04	3,28	0,3300	0,2115	2,92		Algorithm converged.	0,30	27,91
Cardiac disorders	Cardiac failure	>= 65 years	280	44,3	4	1,4	263	42,1	2	0,8	1,89		Convergence criterion (GCONV=1E-8) satisfied.	0,34	10,41	0,007		Algorithm converged.	-0,011	0,024	1,88		Algorithm converged.	0,35	10,17	0,4571		0,53		Algorithm converged.	0,10	2,88
Cardiac disorders	Cardiac failure acute	< 65 years	352	55,7	0	0,0	362	57,9	0	0,0	NE			NE	NE	NE		NE	NE	NE	NE		NE	NE	NE	NE	NE	NE		NE	NE	NE
Cardiac disorders	Cardiac failure acute	>= 65 years	280	44,3	0	0,0	263	42,1	1	0,4		*	Quasi-complete separation of data points detected.				*	ERROR: The mean parameter is either invalid or at a limit of its range for some observations.			0,00		Algorithm converged.	0,00	NE	0,3022		>999.99		Algorithm converged.	0,00	NE
Cardiac disorders	Cardiac failure chronic	< 65 years	352	55,7	1	0,3	362	57,9	0	0,0		*	Quasi-complete separation of data points detected.				*	WARNING: The relative Hessian convergence criterion of 52.752689443 is greater than the limit of 0.0001. The convergence is questionable.			NE		Algorithm converged.	NE	NE	0,3105	1,0000	NE		Algorithm converged.	NE	NE
Cardiac disorders	Cardiac failure chronic	>= 65 years	280	44,3	1	0,4	263	42,1	0	0,0		*	Quasi-complete separation of data points detected.				*	WARNING: Negative of Hessian not positive definite.			NE		Algorithm converged.	NE	NE	0,3325		NE		Algorithm converged.	NE	NE
Cardiac disorders	Cardiac failure congestive	< 65 years	352	55,7	3	0,9	362	57,9	3	0,8	1,03		Convergence criterion (GCONV=1E-8) satisfied.	0,21	5,13	0,000		Algorithm converged.	-0,013	0,014	1,03		Algorithm converged.	0,21	5,06	0,9725	0,2612	0,97		Algorithm converged.	0,20	4,79
Cardiac disorders	Cardiac failure congestive	>= 65 years	280	44,3	1	0,4	263	42,1	4	1,5	0,23		Convergence criterion (GCONV=1E-8) satisfied.	0,03	2,09	-0,012		Algorithm converged.	-0,028	0,005	0,23		Algorithm converged.	0,03	2,09	0,1563		4,26		Algorithm converged.	0,48	37,85
Cardiac disorders	Cardiomegaly	< 65 years	352	55,7	0	0,0	362	57,9	0	0,0	NE			NE	NE	NE		NE	NE	NE	NE		NE	NE	NE	NE	1,0000	NE		NE	NE	NE
Cardiac disorders	Cardiomegaly	>= 65 years	280	44,3	1	0,4	263	42,1	2	0,8	0,47		Convergence criterion (GCONV=1E-8) satisfied.	0,04	5,19	-0,004		Algorithm converged.	-0,017	0,009	0,47		Algorithm converged.	0,04	5,15	0,5267		2,13		Algorithm converged.	0,19	23,34
Cardiac disorders	Cardiomyopathy	< 65 years	352	55,7	1	0,3	362	57,9	0	0,0		*	Quasi-complete separation of data points detected.				*	WARNING: The relative Hessian convergence criterion of 52.752689443 is greater than the limit of 0.0001. The convergence is questionable.			NE		Algorithm converged.	NE	NE	0,3105	1,0000	NE		Algorithm converged.	NE	NE
Cardiac disorders	Cardiomyopathy	>= 65 years	280	44,3	1	0,4	263	42,1	0	0,0		*	Quasi-complete separation of data points detected.				*	WARNING: Negative of Hessian not positive definite.			NE		Algorithm converged.	NE	NE	0,3325		NE		Algorithm converged.	NE	NE
Cardiac disorders	Cardiovascular disorder	< 65 years	352	55,7	0	0,0	362	57,9	0	0,0	NE			NE	NE	NE		NE	NE	NE	NE		NE	NE	NE	NE	NE	NE		NE	NE	NE
Cardiac disorders	Cardiovascular disorder	>= 65 years	280	44,3	1	0,4	263	42,1	0	0,0		*	Quasi-complete separation of data points detected.				*	WARNING: Negative of Hessian not positive definite.			NE		Algorithm converged.	NE	NE	0,3325		NE		Algorithm converged.	NE	NE
Cardiac disorders	Cardiovascular insufficiency	< 65 years	352	55,7	0	0,0	362	57,9	0	0,0	NE			NE	NE	NE		NE	NE	NE	NE		NE	NE	NE	NE	NE	NE		NE	NE	NE
Cardiac disorders	Cardiovascular insufficiency	>= 65 years	280	44,3	1	0,4	263	42,1	0	0,0		*	Quasi-complete separation of data points detected.				*	WARNING: Negative of Hessian not positive definite.			NE		Algorithm converged.	NE	NE	0,3325		NE		Algorithm converged.	NE	NE
Cardiac disorders	Chronic left ventricular failure	< 65 years	352	55,7	1	0,3	362	57,9	0	0,0		*	Quasi-complete separation of data points detected.				*	WARNING: The relative Hessian convergence criterion of 52.752689443 is greater than the limit of 0.0001. The convergence is questionable.			NE		Algorithm converged.	NE	NE	0,3105	NE	NE		Algorithm converged.	NE	NE
Cardiac disorders	Chronic left ventricular failure	>= 65 years	280	44,3	0	0,0	263	42,1	0	0,0	NE			NE	NE	NE		NE	NE	NE	NE		NE	NE	NE	NE		NE		NE	NE	NE
Cardiac disorders	Congestive cardiomyopathy	< 65 years	352	55,7	0	0,0	362	57,9	1	0,3		*	Quasi-complete separation of data points detected.				*	ERROR: Error in computing the link function, its derivatives, or the variance function.			0,00		Algorithm converged.	0,00	NE	0,3241	NE	>999.99		Algorithm converged.	0,00	NE
Cardiac disorders	Congestive cardiomyopathy	>= 65 years	280	44,3	0	0,0	263	42,1	0	0,0	NE			NE	NE	NE		NE	NE	NE	NE		NE	NE	NE	NE		NE		NE	NE	NE
Cardiac disorders	Coronary artery disease	< 65 years	352	55,7	4	1,1	362	57,9	3	0,8	1,38		Convergence criterion (GCONV=1E-8) satisfied.	0,31	6,19	0,003		Algorithm converged.	-0,011	0,018	1,37		Algorithm converged.	0,31	6,08	0,6768	0,3320	0,73		Algorithm converged.	0,16	3,24
Cardiac disorders	Coronary artery disease	>= 65 years	280	44,3	5	1,8	263	42,1	1	0,4	4,76		Convergence criterion (GCONV=1E-8) satisfied.	0,55	41,05	0,014		Algorithm converged.	-0,003	0,031	4,70		Algorithm converged.	0,55	39,93	0,1177		0,21		Algorithm converged.	0,03	1,81
Cardiac disorders	Coronary artery occlusion	< 65 years	352	55,7	0	0,0	362	57,9	1	0,3		*	Quasi-complete separation of data points detected.				*	ERROR: Error in computing the link function, its derivatives, or the variance function.			0,00		Algorithm converged.	0,00	NE	0,3241	NE	>999.99		Algorithm converged.	0,00	NE
Cardiac disorders	Coronary artery occlusion	>= 65 years	280	44,3	0	0,0	263	42,1	0	0,0	NE			NE	NE	NE		NE	NE	NE	NE		NE	NE	NE	NE		NE		NE	NE	NE
Cardiac disorders	Coronary artery stenosis	< 65 years	352	55,7	0	0,0	362	57,9	1	0,3		*	Quasi-complete separation of data points detected.				*	ERROR: Error in computing the link function, its derivatives, or the variance function.			0,00		Algorithm converged.	0,00	NE	0,3241	NE	>999.99		Algorithm converged.	0,00	NE
Cardiac disorders	Coronary artery stenosis	>= 65 years	280	44,3	0	0,0	263	42,1	0	0,0	NE			NE	NE	NE		NE	NE	NE	NE		NE	NE	NE	NE		NE		NE	NE	NE
Cardiac disorders	Hypertensive heart disease	< 65 years	352	55,7	1	0,3	362	57,9	0	0,0		*	Quasi-complete separation of data points detected.				*	WARNING: The relative Hessian convergence criterion of 52.752689443 is greater than the limit of 0.0001. The convergence is questionable.			NE		Algorithm converged.	NE	NE	0,3105	NE	NE		Algorithm converged.	NE	NE
Cardiac disorders	Hypertensive heart disease	>= 65 years	280	44,3	0	0,0	263	42,1	0	0,0	NE			NE	NE	NE		NE	NE	NE	NE		NE	NE	NE	NE		NE		NE	NE	NE
Cardiac disorders	Ischaemic cardiomyopathy	< 65 years	352	55,7	2	0,6	362	57,9	0	0,0		*	Quasi-complete separation of data points detected.				*	WARNING: Negative of Hessian not positive definite.			NE		Algorithm converged.	NE	NE	0,1512	1,0000	NE		Algorithm converged.	NE	NE
Cardiac disorders	Ischaemic cardiomyopathy	>= 65 years	280	44,3	2	0,7	263	42,1	0	0,0		*	Quasi-complete separation of data points detected.				*	WARNING: Negative of Hessian not positive definite.			NE		Algorithm converged.	NE	NE	0,1701		NE		Algorithm converged.	NE	NE
Cardiac disorders	Left ventricular failure	< 65 years	352	55,7	1	0,3	362	57,9	0	0,0		*	Quasi-complete separation of data points detected.				*	WARNING: The relative Hessian convergence criterion of 60.288787935 is greater than the limit of 0.0001. The convergence is questionable.			NE		Algorithm converged.	NE	NE	0,3105	NE	NE		Algorithm converged.	NE	NE
Cardiac disorders	Left ventricular failure	>= 65 years	280	44,3	0	0,0	263	42,1	0	0,0	NE			NE	NE	NE		NE	NE	NE	NE		NE	NE	NE	NE		NE		NE	NE	NE
Cardiac disorders	Left ventricular hypertrophy	< 65 years	352	55,7	0	0,0	362	57,9	0	0,0	NE			NE	NE	NE		NE	NE	NE	NE		NE	NE	NE	NE	NE	NE		NE	NE	NE
Cardiac disorders	Left ventricular hypertrophy	>= 65 years	280	44,3	1	0,4	263	42,1	0	0,0		*	Quasi-complete separation of data points detected.				*	WARNING: Negative of Hessian not positive definite.			NE		Algorithm converged.	NE	NE	0,3325		NE		Algorithm converged.	NE	NE
Cardiac disorders	Mitral valve incompetence	< 65 years	352	55,7	0	0,0	362	57,9	0	0,0	NE			NE	NE	NE		NE	NE	NE	NE		NE	NE	NE	NE	NE	NE		NE	NE	NE

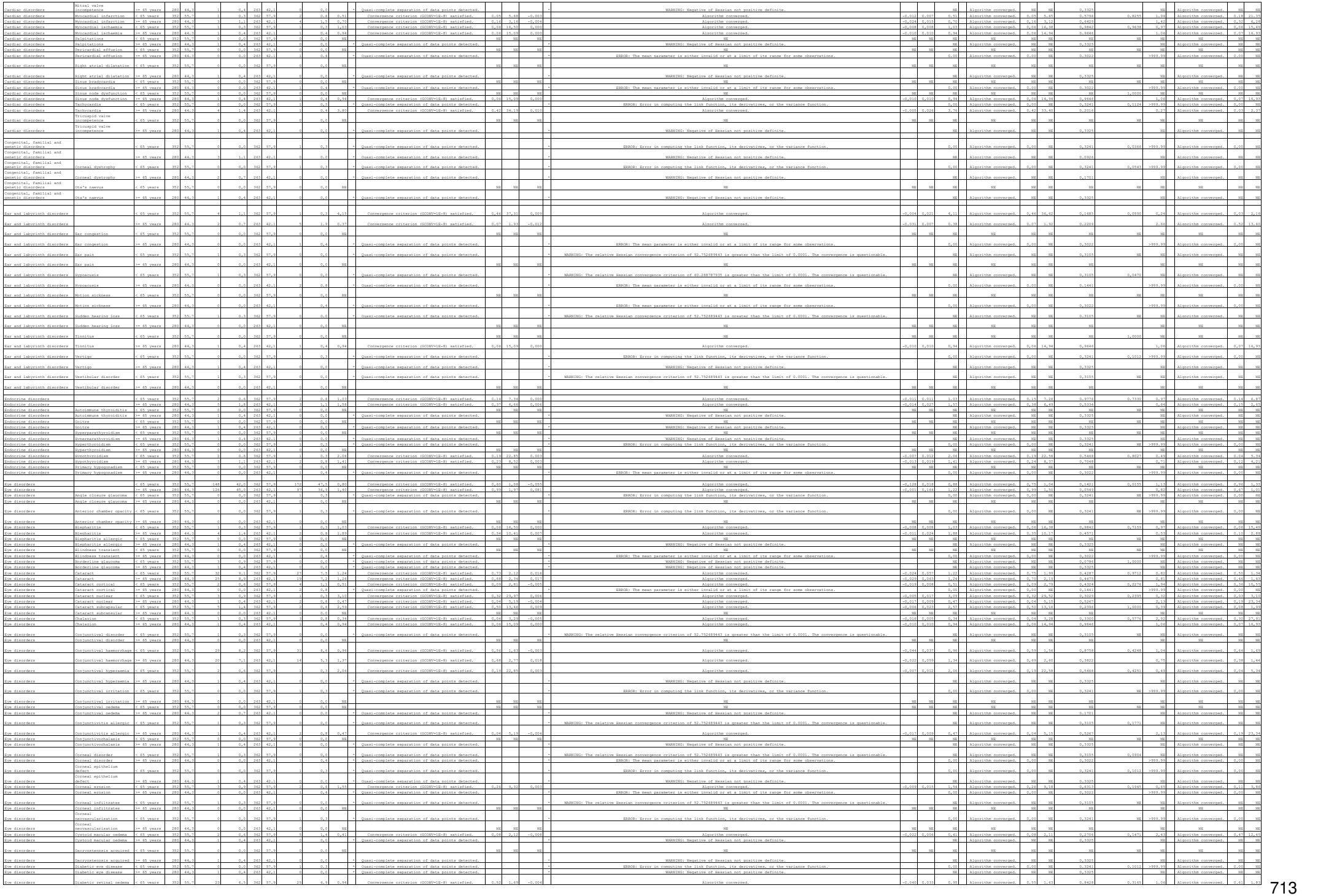

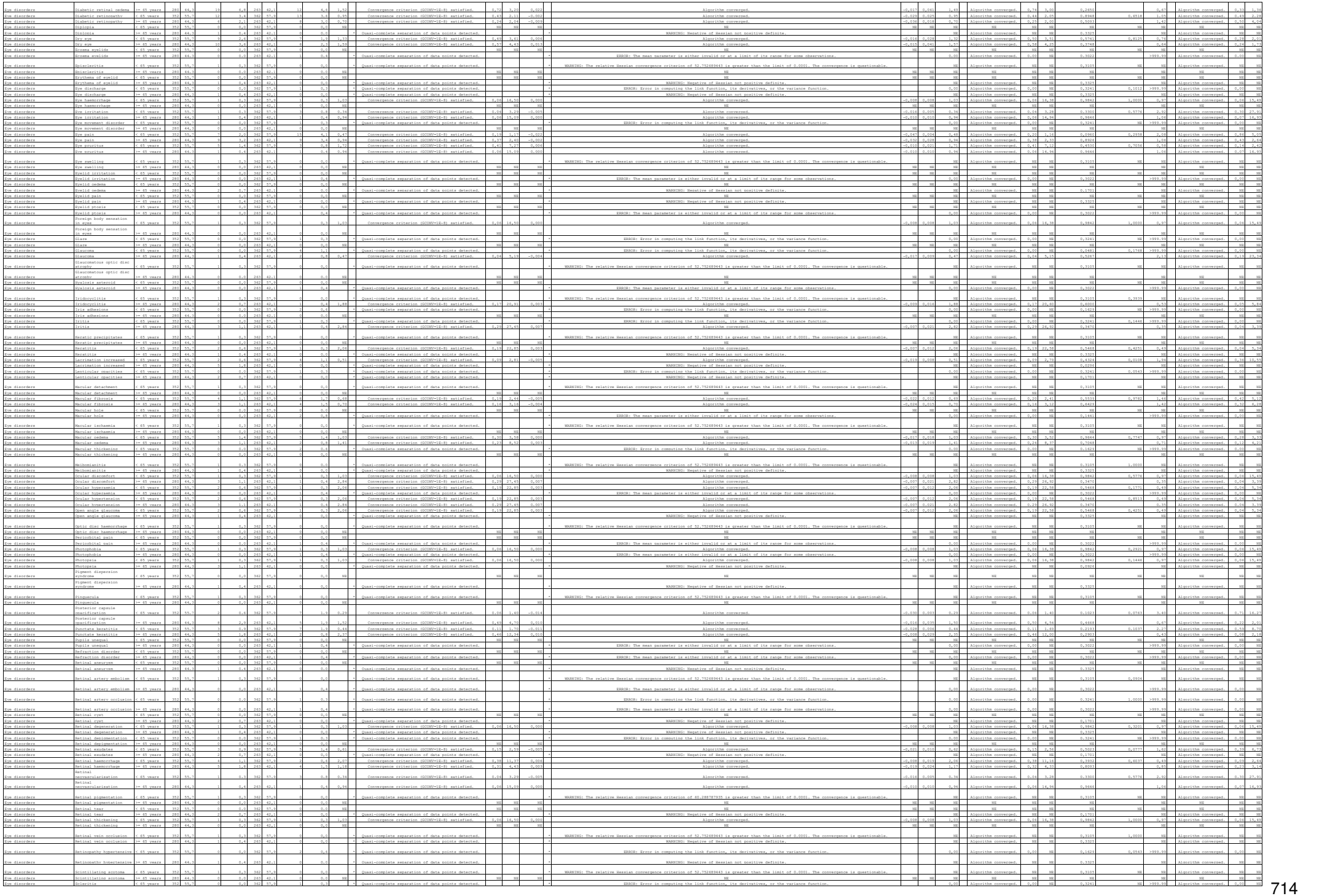

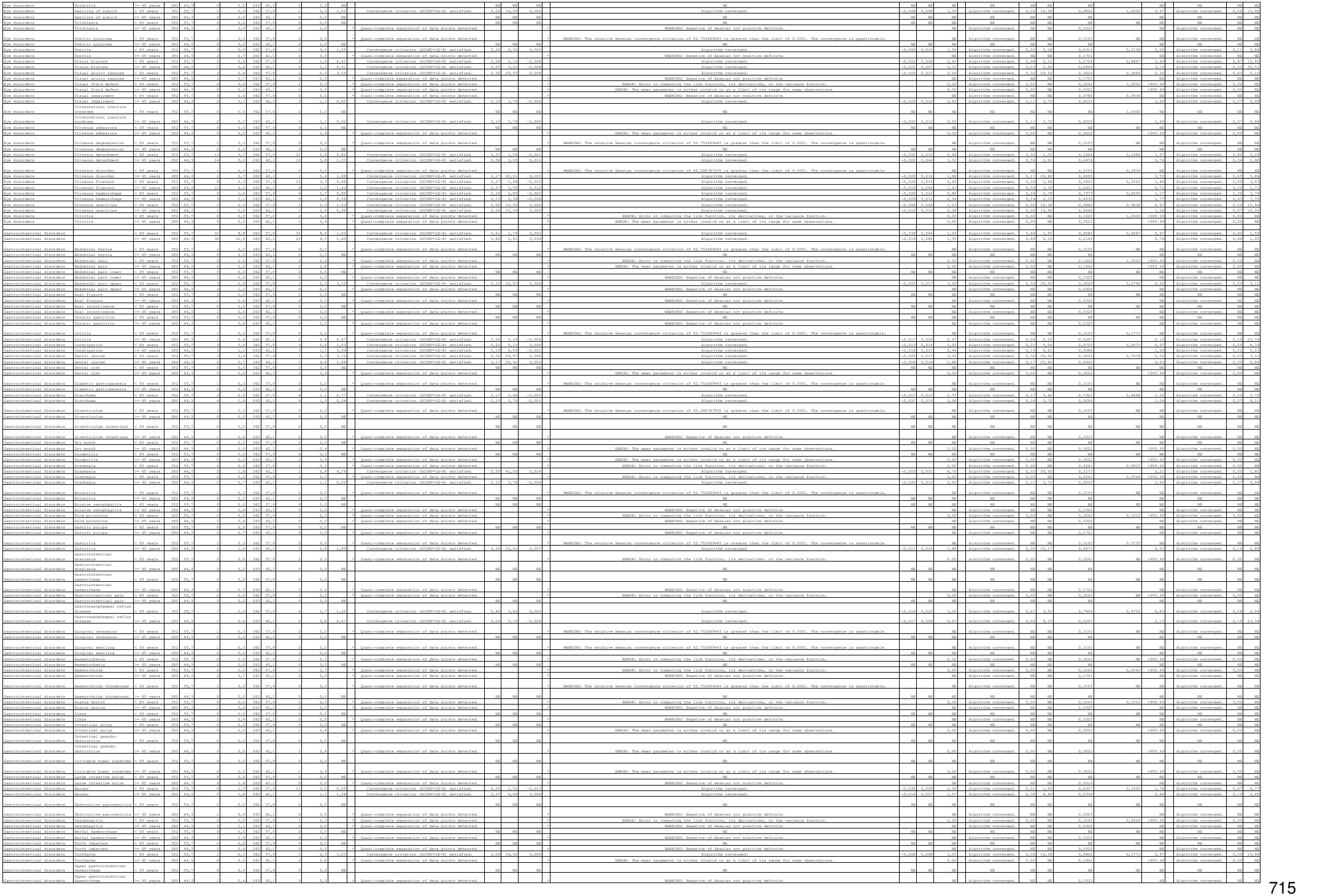

| | | |

| | | |

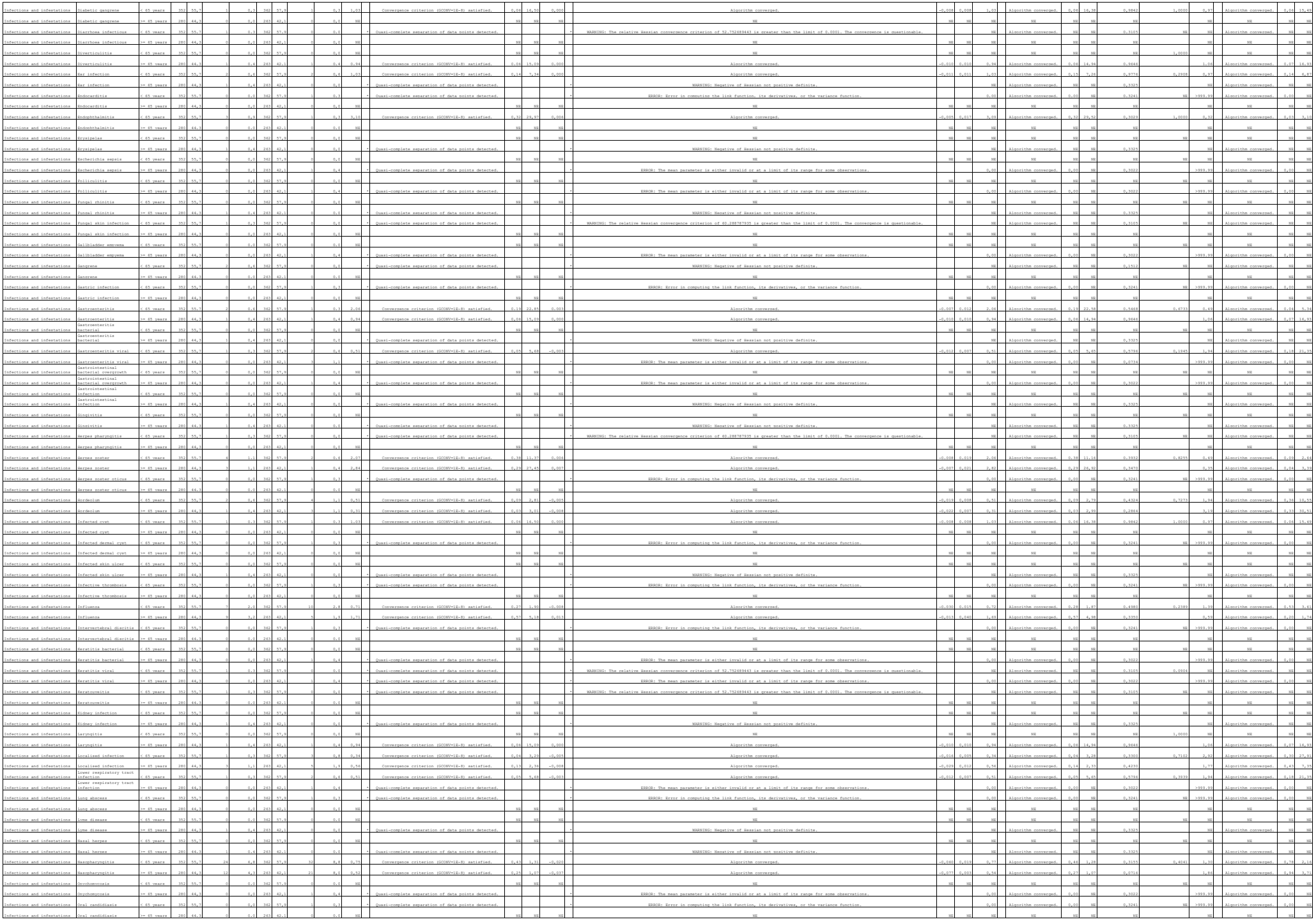

Infections and infestations	Diabetic gangrene	< 65 years	352	55,7	1	0,3	362	57,9	1	0,3	1,03	Convergence criterion (GCONV=1E-8) satisfied.	0,06	16,50	0,000	Algorithm converged.	-0,008	0,008	1,03	Algorithm converged.	0,06	16,38	0,9842	1,0000	0,97	Algorithm converged.	0,06	15,48
Infections and infestations	Diabetic gangrene	>= 65 years	280	44,3	0	0,0	263	42,1	0	0,0	NE		NE	NE	NE	NE	NE	NE	NE	NE	NE	NE	NE		NE	NE	NE	NE
Infections and infestations	Diarrhoea infectious	< 65 years	352	55,7	1	0,3	362	57,9	0	0,0		Quasi-complete separation of data points detected.				WARNING: The relative Hessian convergence criterion of 52.752689443 is greater than the limit of 0.0001. The convergence is questionable.			NE	Algorithm converged.	NE	NE	0,3193	NE	NE	Algorithm converged.	NE	NE
Infections and infestations	Diarrhoea infectious	>= 65 years	280	44,3	0	0,0	263	42,1	0	0,0	NE		NE	NE	NE	NE	NE	NE	NE	NE	NE	NE	NE		NE	NE	NE	NE
Infections and infestations	Diverticulitis	< 65 years	352	55,7	0	0,0	362	57,9	0	0,0	NE		NE	NE	NE	NE	NE	NE	NE	NE	NE	NE	1,0000		NE	NE	NE	NE
Infections and infestations	Diverticulitis	>= 65 years	280	44,3	1	0,4	263	42,1	1	0,4	0,94	Convergence criterion (GCONV=1E-8) satisfied.	0,06	15,09	0,000	Algorithm converged.	-0,010	0,010	0,94	Algorithm converged.	0,06	14,94	0,9646		1,06	Algorithm converged.	0,07	16,93
Infections and infestations	Ear infection	< 65 years	352	55,7	2	0,6	362	57,9	2	0,6	1,03	Convergence criterion (GCONV=1E-8) satisfied.	0,14	7,34	0,000	Algorithm converged.	-0,011	0,011	1,03	Algorithm converged.	0,15	7,26	0,9774	0,2808	0,97	Algorithm converged.	0,14	6,83
Infections and infestations	Ear infection	>= 65 years	280	44,3	1	0,4	263	42,1	0	0,0		Quasi-complete separation of data points detected.				WARNING: Negative of Hessian not positive definite.			NE	Algorithm converged.	NE	NE	0,3325		NE	Algorithm converged.	NE	NE
Infections and infestations	Endocarditis	< 65 years	352	55,7	0	0,0	362	57,9	1	0,3		Quasi-complete separation of data points detected.				ERROR: Error in computing the link function, its derivatives, or the variance function.			0,00	Algorithm converged.	0,00	NE	0,3241	NE	>999,99	Algorithm converged.	0,00	NE
Infections and infestations	Endocarditis	>= 65 years	280	44,3	0	0,0	263	42,1	0	0,0	NE		NE	NE	NE	NE	NE	NE	NE	NE	NE	NE	NE		NE	NE	NE	NE
Infections and infestations	Endophthalmitis	< 65 years	352	55,7	3	0,9	362	57,9	1	0,3	3,10	Convergence criterion (GCONV=1E-8) satisfied.	0,32	29,97	0,000	Algorithm converged.	-0,009	0,017	3,09	Algorithm converged.	0,32	29,52	0,3029	1,0000	0,32	Algorithm converged.	0,03	3,16
Infections and infestations	Endophthalmitis	>= 65 years	280	44,3	0	0,0	263	42,1	0	0,0	NE		NE	NE	NE	NE	NE	NE	NE	NE	NE	NE	NE		NE	NE	NE	NE
Infections and infestations	Erysipelas	< 65 years	352	55,7	0	0,0	362	57,9	0	0,0	NE		NE	NE	NE	NE	NE	NE	NE	NE	NE	NE	NE	NE	NE	NE	NE	NE
Infections and infestations	Erysipelas	>= 65 years	280	44,3	1	0,4	263	42,1	0	0,0		Quasi-complete separation of data points detected.				WARNING: Negative of Hessian not positive definite.			NE	Algorithm converged.	NE	NE	0,3325		NE	Algorithm converged.	NE	NE
Infections and infestations	Escherichia sepsis	< 65 years	352	55,7	0	0,0	362	57,9	1	0,3	NE		NE	NE	NE	NE	NE	NE	NE	NE	NE	NE	NE		NE	NE	NE	NE
Infections and infestations	Escherichia sepsis	>= 65 years	280	44,3	0	0,0	263	42,1	1	0,4		Quasi-complete separation of data points detected.				ERROR: The mean parameter is either invalid or at a limit of its range for some observations.			0,00	Algorithm converged.	0,00	NE	0,3022		>999,99	Algorithm converged.	0,00	NE
Infections and infestations	Folliculitis	< 65 years	352	55,7	0	0,0	362	57,9	0	0,0	NE		NE	NE	NE	NE	NE	NE	NE	NE	NE	NE	NE		NE	NE	NE	NE
Infections and infestations	Folliculitis	>= 65 years	280	44,3	0	0,0	263	42,1	1	0,4		Quasi-complete separation of data points detected.				ERROR: The mean parameter is either invalid or at a limit of its range for some observations.			0,00	Algorithm converged.	0,00	NE	0,3022		>999,99	Algorithm converged.	0,00	NE
Infections and infestations	Fungal sinusitis	< 65 years	352	55,7	0	0,0	362	57,9	0	0,0	NE		NE	NE	NE	NE	NE	NE	NE	NE	NE	NE	NE	NE	NE	NE	NE	NE
Infections and infestations	Fungal sinusitis	>= 65 years	280	44,3	1	0,4	263	42,1	0	0,0		Quasi-complete separation of data points detected.				WARNING: Negative of Hessian not positive definite.			NE	Algorithm converged.	NE	NE	0,3325		NE	Algorithm converged.	NE	NE
Infections and infestations	Fungal skin infection	< 65 years	352	55,7	1	0,3	362	57,9	0	0,0		Quasi-complete separation of data points detected.				WARNING: The relative Hessian convergence criterion of 60.288787935 is greater than the limit of 0.0001. The convergence is questionable.			NE	Algorithm converged.	NE	NE	0,3165	NE	NE	Algorithm converged.	NE	NE
Infections and infestations	Fungal skin infection	>= 65 years	280	44,3	0	0,0	263	42,1	0	0,0	NE		NE	NE	NE	NE	NE	NE	NE	NE	NE	NE	NE		NE	NE	NE	NE
Infections and infestations	Gallbladder empyema	< 65 years	352	55,7	0	0,0	362	57,9	0	0,0	NE		NE	NE	NE	NE	NE	NE	NE	NE	NE	NE	NE	NE	NE	NE	NE	NE
Infections and infestations	Gallbladder empyema	>= 65 years	280	44,3	0	0,0	263	42,1	1	0,4		Quasi-complete separation of data points detected.				ERROR: The mean parameter is either invalid or at a limit of its range for some observations.			0,00	Algorithm converged.	0,00	NE	0,3022		>999,99	Algorithm converged.	0,00	NE
Infections and infestations	Gangrene	< 65 years	352	55,7	2	0,6	362	57,9	1	0,3		Quasi-complete separation of data points detected.				WARNING: Negative of Hessian not positive definite.			NE	Algorithm converged.	NE	NE	0,3312	NE	NE	Algorithm converged.	NE	NE
Infections and infestations	Gangrene	>= 65 years	280	44,3	0	0,0	263	42,1	0	0,0	NE		NE	NE	NE	NE	NE	NE	NE	NE	NE	NE	NE		NE	NE	NE	NE
Infections and infestations	Gastric infection	< 65 years	352	55,7	0	0,0	362	57,9	1	0,3		Quasi-complete separation of data points detected.				ERROR: Error in computing the link function, its derivatives, or the variance function.			0,00	Algorithm converged.	0,00	NE	0,3241	NE	>999,99	Algorithm converged.	0,00	NE
Infections and infestations	Gastric infection	>= 65 years	280	44,3	0	0,0	263	42,1	0	0,0	NE		NE	NE	NE	NE	NE	NE	NE	NE	NE	NE	NE		NE	NE	NE	NE
Infections and infestations	Gastroenteritis	< 65 years	352	55,7	2	0,6	362	57,9	1	0,3	2,06	Convergence criterion (GCONV=1E-8) satisfied.	0,19	22,85	0,000	Algorithm converged.	-0,007	0,012	2,06	Algorithm converged.	0,19	22,58	0,5468	0,6733	0,49	Algorithm converged.	0,06	5,34
Infections and infestations	Gastroenteritis	>= 65 years	280	44,3	1	0,4	263	42,1	1	0,4	0,94	Convergence criterion (GCONV=1E-8) satisfied.	0,06	15,09	0,000	Algorithm converged.	-0,010	0,010	0,94	Algorithm converged.	0,06	14,94	0,9646		1,06	Algorithm converged.	0,07	16,93
Infections and infestations	Gastroenteritis bacterial	< 65 years	352	55,7	0	0,0	362	57,9	0	0,0	NE		NE	NE	NE	NE	NE	NE	NE	NE	NE	NE	NE	NE	NE	NE	NE	NE
Infections and infestations	Gastroenteritis bacterial	>= 65 years	280	44,3	1	0,4	263	42,1	0	0,0		Quasi-complete separation of data points detected.				WARNING: Negative of Hessian not positive definite.			NE	Algorithm converged.	NE	NE	0,3325		NE	Algorithm converged.	NE	NE
Infections and infestations	Gastroenteritis viral	< 65 years	352	55,7	1	0,3	362	57,9	2	0,6	0,51	Convergence criterion (GCONV=1E-8) satisfied.	0,03	5,68	-0,003	Algorithm converged.	-0,012	0,007	0,51	Algorithm converged.	0,03	5,65	0,1795	0,1945	1,94	Algorithm converged.	0,18	21,33
Infections and infestations	Gastroenteritis viral	>= 65 years	280	44,3	0	0,0	263	42,1	1	0,4		Quasi-complete separation of data points detected.				ERROR: The mean parameter is either invalid or at a limit of its range for some observations.			0,00	Algorithm converged.	0,00	NE	0,0734		>999,99	Algorithm converged.	0,00	NE
Infections and infestations	Gastrointestinal bacterial overgrowth	< 65 years	352	55,7	0	0,0	362	57,9	0	0,0	NE		NE	NE	NE	NE	NE	NE	NE	NE	NE	NE	NE	NE	NE	NE	NE	NE
Infections and infestations	Gastrointestinal bacterial overgrowth	>= 65 years	280	44,3	0	0,0	263	42,1	1	0,4		Quasi-complete separation of data points detected.				ERROR: The mean parameter is either invalid or at a limit of its range for some observations.			0,00	Algorithm converged.	0,00	NE	0,3022		>999,99	Algorithm converged.	0,00	NE
Infections and infestations	Gastrointestinal infection	< 65 years	352	55,7	0	0,0	362	57,9	0	0,0	NE		NE	NE	NE	NE	NE	NE	NE	NE	NE	NE	NE	NE	NE	NE	NE	NE
Infections and infestations	Gastrointestinal infection	>= 65 years	280	44,3	1	0,4	263	42,1	0	0,0		Quasi-complete separation of data points detected.				WARNING: Negative of Hessian not positive definite.			NE	Algorithm converged.	NE	NE	0,3325		NE	Algorithm converged.	NE	NE
Infections and infestations	Gingivitis	< 65 years	352	55,7	0	0,0	362	57,9	0	0,0	NE		NE	NE	NE	NE	NE	NE	NE	NE	NE	NE	NE	NE	NE	NE	NE	NE
Infections and infestations	Gingivitis	>= 65 years	280	44,3	1	0,4	263	42,1	0	0,0		Quasi-complete separation of data points detected.				WARNING: Negative of Hessian not positive definite.			NE	Algorithm converged.	NE	NE	0,3325		NE	Algorithm converged.	NE	NE
Infections and infestations	Herpes pharyngitis	< 65 years	352	55,7	1	0,3	362	57,9	0	0,0		Quasi-complete separation of data points detected.				WARNING: The relative Hessian convergence criterion of 60.288787935 is greater than the limit of 0.0001. The convergence is questionable.			NE	Algorithm converged.	NE	NE	0,3165	NE	NE	Algorithm converged.	NE	NE
Infections and infestations	Herpes pharyngitis	>= 65 years	280	44,3	0	0,0	263	42,1	0	0,0	NE		NE	NE	NE	NE	NE	NE	NE	NE	NE	NE	NE		NE	NE	NE	NE
Infections and infestations	Herpes zoster	< 65 years	352	55,7	4	1,1	362	57,9	2	0,6	2,07	Convergence criterion (GCONV=1E-8) satisfied.	0,38	11,37	0,000	Algorithm converged.	-0,008	0,019	2,06	Algorithm converged.	0,38	11,16	0,3932	0,8255	0,49	Algorithm converged.	0,03	2,64
Infections and infestations	Herpes zoster	>= 65 years	280	44,3	3	1,1	263	42,1	1	0,4	2,84	Convergence criterion (GCONV=1E-8) satisfied.	0,29	27,45	0,007	Algorithm converged.	-0,027	0,021	2,82	Algorithm converged.	0,29	26,92	0,3472		0,35	Algorithm converged.	0,04	3,33
Infections and infestations	Herpes zoster oticus	< 65 years	352	55,7	0	0,0	362	57,9	1	0,3		Quasi-complete separation of data points detected.				ERROR: Error in computing the link function, its derivatives, or the variance function.			0,00	Algorithm converged.	0,00	NE	0,3241	NE	>999,99	Algorithm converged.	0,00	NE
Infections and infestations	Herpes zoster oticus	>= 65 years	280	44,3	0	0,0	263	42,1	0	0,0	NE		NE	NE	NE	NE	NE	NE	NE	NE	NE	NE	NE		NE	NE	NE	NE
Infections and infestations	Hordeolum	< 65 years	352	55,7	2	0,6	362	57,9	1	0,3	0,51	Convergence criterion (GCONV=1E-8) satisfied.	0,09	2,81	-0,003	Algorithm converged.	-0,010	0,008	0,51	Algorithm converged.	0,09	2,79	0,4304	0,7273	1,94	Algorithm converged.	0,36	10,55
Infections and infestations	Hordeolum	>= 65 years	280	44,3	1	0,4	263	42,1	3	1,1	0,31	Convergence criterion (GCONV=1E-8) satisfied.	0,03	3,01	-0,008	Algorithm converged.	-0,022	0,007	0,31	Algorithm converged.	0,03	2,99	0,2864		3,19	Algorithm converged.	0,33	30,51
Infections and infestations	Infected cyst	< 65 years	352	55,7	1	0,3	362	57,9	1	0,3	1,03	Convergence criterion (GCONV=1E-8) satisfied.	0,06	16,50	0,000	Algorithm converged.	-0,008	0,008	1,03	Algorithm converged.	0,06	16,38	0,9842	1,0000	0,97	Algorithm converged.	0,06	15,48
Infections and infestations	Infected cyst	>= 65 years	280	44,3	0	0,0	263	42,1	0	0,0	NE		NE	NE	NE	NE	NE	NE	NE	NE	NE	NE	NE		NE	NE	NE	NE
Infections and infestations	Infected dermal cyst	< 65 years	352	55,7	0	0,0	362	57,9	1	0,3		Quasi-complete separation of data points detected.				ERROR: Error in computing the link function, its derivatives, or the variance function.			0,00	Algorithm converged.	0,00	NE	0,3241	NE	>999,99	Algorithm converged.	0,00	NE
Infections and infestations	Infected dermal cyst	>= 65 years	280	44,3	0	0,0	263	42,1	0	0,0	NE		NE	NE	NE	NE	NE	NE	NE	NE	NE	NE	NE		NE	NE	NE	NE
Infections and infestations	Infected skin ulcer	< 65 years	352	55,7	0	0,0	362	57,9	0	0,0	NE		NE	NE	NE	NE	NE	NE	NE	NE	NE	NE	NE	NE	NE	NE	NE	NE
Infections and infestations	Infected skin ulcer	>= 65 years	280	44,3	1	0,4	263	42,1	0	0,0		Quasi-complete separation of data points detected.				WARNING: Negative of Hessian not positive definite.			NE	Algorithm converged.	NE	NE	0,3325		NE	Algorithm converged.	NE	NE
Infections and infestations	Infective thrombosis	< 65 years	352	55,7	0	0,0	362	57,9	1	0,3		Quasi-complete separation of data points detected.				ERROR: Error in computing the link function, its derivatives, or the variance function.			0,00	Algorithm converged.	0,00	NE	0,3241	NE	>999,99	Algorithm converged.	0,00	NE
Infections and infestations	Infective thrombosis	>= 65 years	280	44,3	0	0,0	263	42,1	0	0,0	NE		NE	NE	NE	NE	NE	NE	NE	NE	NE	NE	NE		NE	NE	NE	NE
Infections and infestations	Influenza	< 65 years	352	55,7	7	2,0	362	57,9	10	2,8	0,71	Convergence criterion (GCONV=1E-8) satisfied.	0,27	1,90	-0,008	Algorithm converged.	-0,030	0,015	0,72	Algorithm converged.	0,28	1,87	0,4980	0,2393	1,39	Algorithm converged.	0,53	3,61
Infections and infestations	Influenza	>= 65 years	280	44,3	9	3,2	263	42,1	5	1,9	1,71	Convergence criterion (GCONV=1E-8) satisfied.	0,57	5,18	0,063	Algorithm converged.	-0,013	0,040	1,69	Algorithm converged.	0,57	4,98	0,3351		0,59	Algorithm converged.	0,25	1,74
Infections and infestations	Intervertebral discitis	< 65 years	352	55,7	0	0,0	362	57,9	1	0,3		Quasi-complete separation of data points detected.				ERROR: Error in computing the link function, its derivatives, or the variance function.			0,00	Algorithm converged.	0,00	NE	0,3241	NE	>999,99	Algorithm converged.	0,00	NE
Infections and infestations	Intervertebral discitis	>= 65 years	280	44,3	0	0,0	263	42,1	0	0,0	NE		NE	NE	NE	NE	NE	NE	NE	NE	NE	NE	NE		NE	NE	NE	NE
Infections and infestations	Keratitis bacterial	< 65 years	352	55,7	0	0,0	362	57,9	0	0,0	NE		NE	NE	NE	NE	NE	NE	NE	NE	NE	NE	NE	NE	NE	NE	NE	NE
Infections and infestations	Keratitis bacterial	>= 65 years	280	44,3	0	0,0	263	42,1	1	0,4		Quasi-complete separation of data points detected.				ERROR: The mean parameter is either invalid or at a limit of its range for some observations.			0,00	Algorithm converged.	0,00	NE	0,3022		>999,99	Algorithm converged.	0,00	NE
Infections and infestations	Keratitis viral	< 65 years	352	55,7	1	0,3	362	57,9	0	0,0		Quasi-complete separation of data points detected.				WARNING: The relative Hessian convergence criterion of 52.752689443 is greater than the limit of 0.0001. The convergence is questionable.			NE	Algorithm converged.	NE	NE	0,3165	0,0904	NE	Algorithm converged.	NE	NE
Infections and infestations	Keratitis viral	>= 65 years	280	44,3	0	0,0	263	42,1	1	0,4		Quasi-complete separation of data points detected.				ERROR: The mean parameter is either invalid or at a limit of its range for some observations.			0,00	Algorithm converged.	0,00	NE	0,3022		>999,99	Algorithm converged.	0,00	NE
Infections and infestations	Keratouveitis	< 65 years	352	55,7	1	0,3	362	57,9	0	0,0		Quasi-complete separation of data points detected.				WARNING: The relative Hessian convergence criterion of 52.752689443 is greater than the limit of 0.0001. The convergence is questionable.			NE	Algorithm converged.	NE	NE	0,3165	NE	NE	Algorithm converged.	NE	NE
Infections and infestations	Keratouveitis	>= 65 years	280	44,3	0	0,0	263	42,1	0	0,0	NE		NE	NE	NE	NE	NE	NE	NE	NE	NE	NE	NE		NE	NE	NE	NE
Infections and infestations	Kidney infection	< 65 years	352	55,7	0	0,0	362	57,9	0	0,0	NE		NE	NE	NE	NE	NE	NE	NE	NE	NE	NE	NE	NE	NE	NE	NE	NE
Infections and infestations	Kidney infection	>= 65 years	280	44,3	1	0,4	263	42,1	0	0,0		Quasi-complete separation of data points detected.				WARNING: Negative of Hessian not positive definite.			NE	Algorithm converged.	NE	NE	0,3325		NE	Algorithm converged.	NE	NE
Infections and infestations	Laryngitis	< 65 years	352	55,7	0	0,0	362	57,9	0	0,0	NE		NE	NE	NE	NE	NE	NE	NE	NE	NE	NE	1,0000		NE	NE	NE	NE
Infections and infestations	Laryngitis	>= 65 years	280	44,3	1	0,4	263	42,1	1	0,4	0,94	Convergence criterion (GCONV=1E-8) satisfied.	0,06	15,09	0,000	Algorithm converged.	-0,010	0,010	0,94	Algorithm converged.	0,06	14,94	0,9646		1,06	Algorithm converged.	0,07	16,93
Infections and infestations	Localised infection	< 65 years	352	55,7	1	0,3	362	57,9	1	0,3	0,34	Convergence criterion (GCONV=1E-8) satisfied.	0,04	3,29	-0,000	Algorithm converged.	-0,014	0,000	0,34	Algorithm converged.	0,04	3,28	0,3300	0,7102	0,32	Algorithm converged.	0,30	27,93
Infections and infestations	Localised infection	>= 65 years	280	44,3	3	1,1	263	42,1	5	1,9	0,56	Convergence criterion (GCONV=1E-8) satisfied.	0,13	2,36	-0,008	Algorithm converged.	-0,029	0,012	0,56	Algorithm converged.	0,14	2,33	0,4230		1,77	Algorithm converged.	0,43	7,33
Infections and infestations	Lower respiratory tract infection	< 65 years	352	55,7	1	0,3	362	57,9	3	0,8	0,51	Convergence criterion (GCONV=1E-8) satisfied.	0,03	5,68	-0,003	Algorithm converged.	-0,012	0,007	0,51	Algorithm converged.	0,03	5,65	0,1795	0,1939	1,94	Algorithm converged.	0,18	21,33
Infections and infestations	Lower respiratory tract infection	>= 65 years	280	44,3	0	0,0	263	42,1	1	0,4		Quasi-complete separation of data points detected.				ERROR: The mean parameter is either invalid or at a limit of its range for some observations.			0,00	Algorithm converged.	0,00	NE	0,3022		>999,99	Algorithm converged.	0,00	NE
Infections and infestations	Lung abscess	< 65 years	352	55,7	0	0,0	362	57,9	1	0,3		Quasi-complete separation of data points detected.				ERROR: Error in computing the link function, its derivatives, or the variance function.			0,00	Algorithm converged.	0,00	NE	0,3241	NE	>999,99	Algorithm converged.	0,00	NE
Infections and infestations	Lung abscess	>= 65 years	280	44,3	0	0,0	263	42,1	0	0,0	NE		NE	NE	NE	NE	NE	NE	NE	NE	NE	NE	NE		NE	NE	NE	NE
Infections and infestations	Lyme disease	< 65 years	352	55,7	0	0,0	362	57,9	0	0,0	NE		NE	NE	NE	NE	NE	NE	NE	NE	NE	NE	NE	NE	NE	NE	NE	NE
Infections and infestations	Lyme disease	>= 65 years	280	44,3	1	0,4	263	42,1	0	0,0		Quasi-complete separation of data points detected.				WARNING: Negative of Hessian not positive definite.			NE	Algorithm converged.	NE	NE	0,3325		NE	Algorithm converged.	NE	NE
Infections and infestations	Nasal herpes	< 65 years	352	55,7	0	0,0	362	57,9	0	0,0	NE		NE	NE	NE	NE	NE	NE	NE	NE	NE	NE	NE	NE	NE	NE	NE	NE
Infections and infestations	Nasal herpes	>= 65 years	280	44,3	1	0,4	263	42,1	0	0,0		Quasi-complete separation of data points detected.				WARNING: Negative of Hessian not positive definite.			NE	Algorithm converged.	NE	NE	0,3325		NE	Algorithm converged.	NE	NE
Infections and infestations	Nasopharyngitis	< 65 years	352	55,7	24	6,8	362	57,9	32	8,8	0,75	Convergence criterion (GCONV=1E-8) satisfied.	0,43	1,31	-0,020	Algorithm converged.	-0,060	0,013	0,77	Algorithm converged.	0,46	1,28	0,3153	0,4041	1,30	Algorithm converged.	0,78	2,14
Infections and infestations	Nasopharyngitis	>= 65 years	280	44,3	12	4,3	263	42,1	21	8,0	0,52	Convergence criterion (GCONV=1E-8) satisfied.	0,25	1,97	-0,097	Algorithm converged.	-0,077	0,000	0,54	Algorithm converged.	0,27	1,97	0,3716		1,86	Algorithm converged.	0,96	3,71
Infections and infestations	Onychomycosis	< 65 years	352	55,7	0	0,0	362	57,9	0	0,0	NE		NE	NE	NE	NE	NE	NE	NE	NE	NE	NE	NE	NE	NE	NE	NE	NE
Infections and infestations	Onychomycosis	>= 65 years	280	44,3	0	0,0	263	42,1	1	0,4		Quasi-complete separation of data points detected.				ERROR: The mean parameter is either invalid or at a limit of its range for some observations.			0,00	Algorithm converged.	0,00	NE	0,3022		>999,99	Algorithm converged.	0,00	NE
Infections and infestations	Oral candidiasis	< 65 years	352	55,7	0	0,0	362	57,9	1	0,3		Quasi-complete separation of data points detected.				ERROR: Error in computing the link function, its derivatives, or the variance function.			0,00	Algorithm converged.	0,00	NE	0,3241	NE	>999,99	Algorithm converged.	0,00	NE
Infections and infestations	Oral candidiasis	>= 65 years	280	44,3	0	0,0	263	42,1	0	0,0	NE		NE	NE	NE	NE	NE	NE	NE	NE	NE	NE	NE		NE	NE	NE	NE

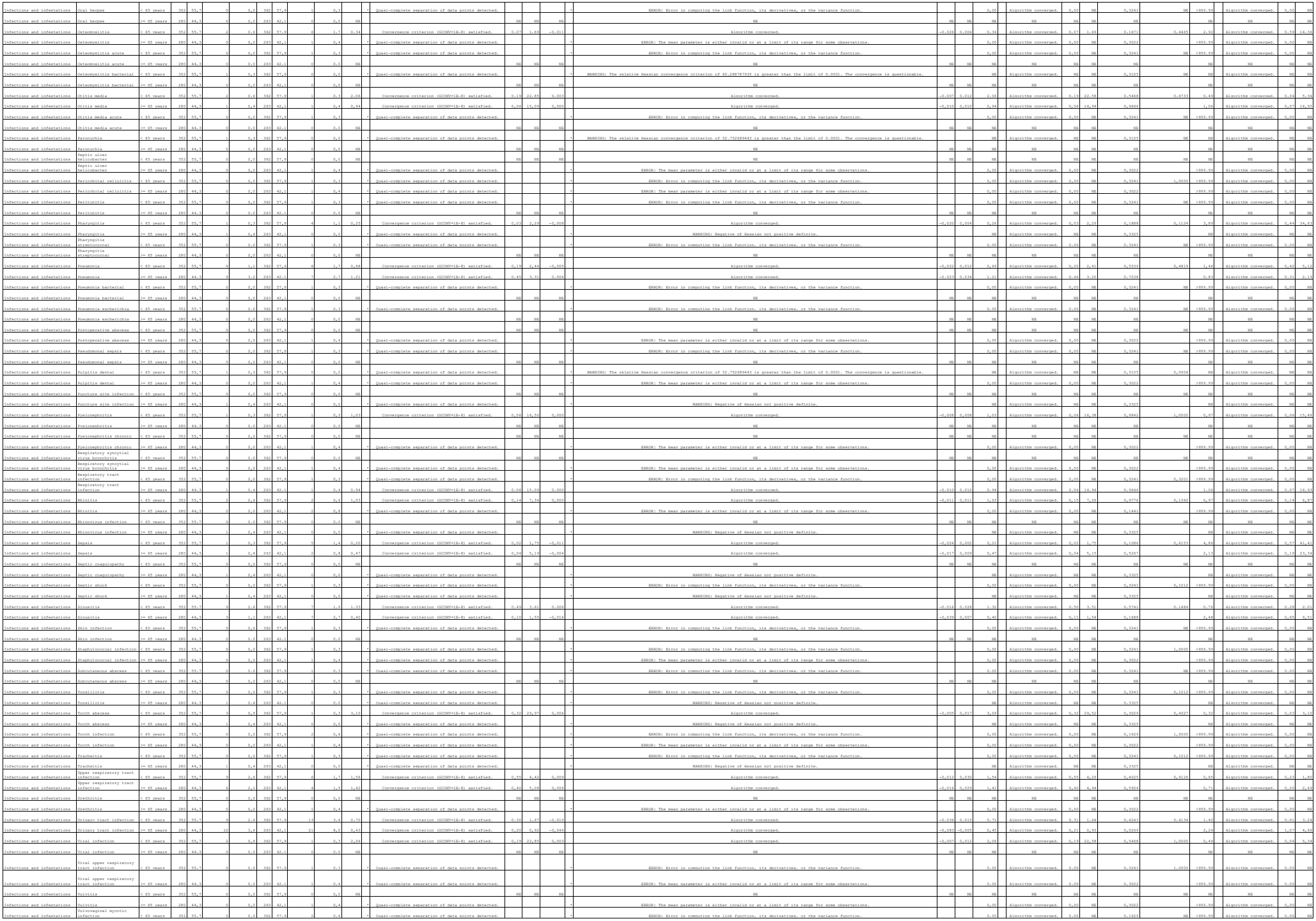

| | | |

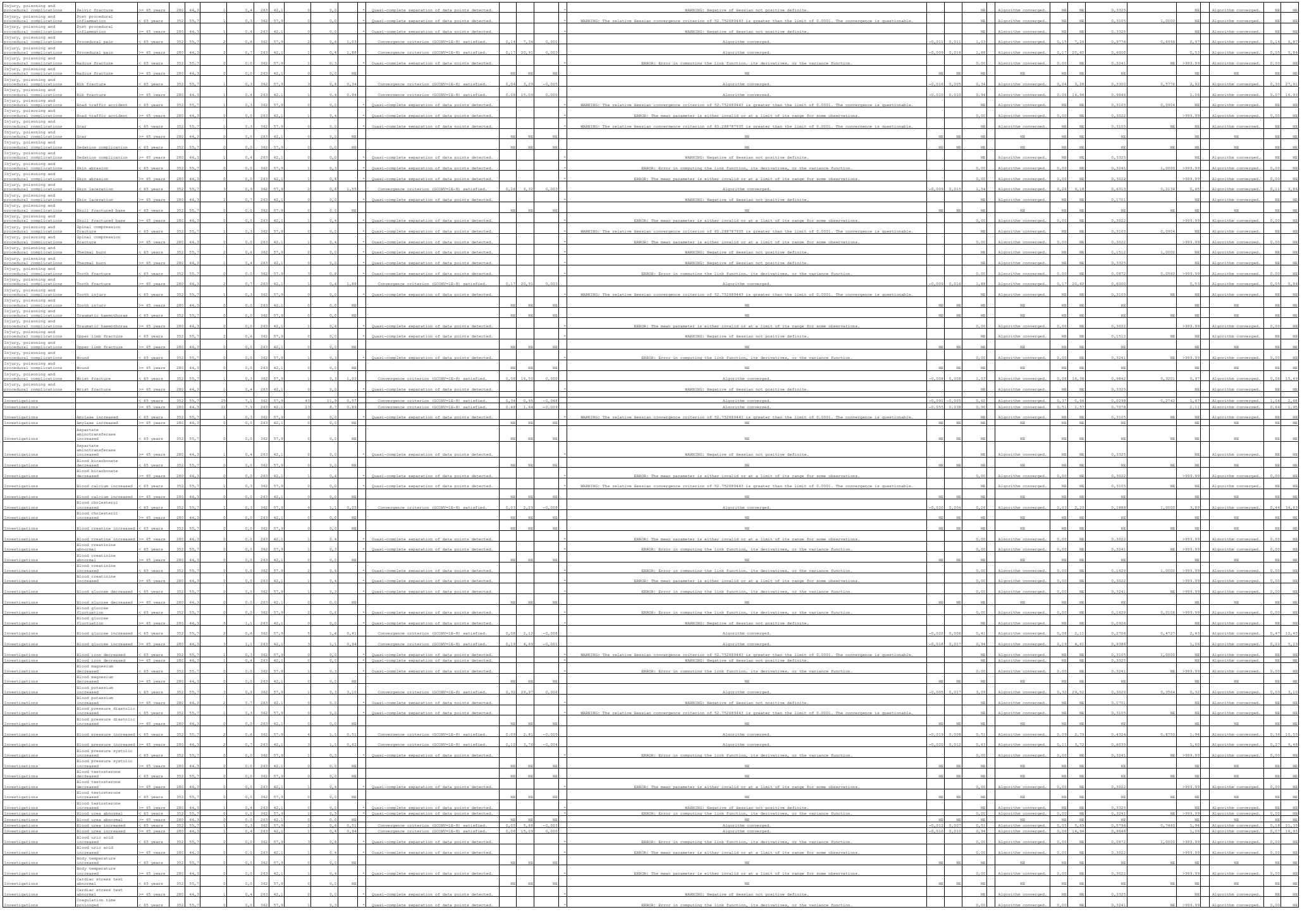



| | | |



Musculoskeletal and connective tissue disorders	Muscular weakness	< 65 years	352	55,7	0	0,0	362	57,9	2	0,8	*	Quasi-complete separation of data points detected.				*	ERROR: Error in computing the link function, its derivatives, or the variance function.			0,00	Algorithm converged.	0,00	NE	0,1829	0,0543	>999,99	Algorithm converged.	0,00	NE
Musculoskeletal and connective tissue disorders	Muscular weakness	>= 65 years	280	44,3	1	0,4	263	42,1	0	0,0	*	Quasi-complete separation of data points detected.				*	WARNING: Negative of Hessian not positive definite.			NE	Algorithm converged.	NE	NE	0,3323		NE	Algorithm converged.	NE	NE
Musculoskeletal and connective tissue disorders	Musculoskeletal chest pain	< 65 years	352	55,7	1	0,3	362	57,9	0	0,0	*	Quasi-complete separation of data points detected.				*	WARNING: The relative Hessian convergence criterion of 52.752689443 is greater than the limit of 0.0001. The convergence is questionable.			NE	Algorithm converged.	NE	NE	0,3305	1,0000	NE	Algorithm converged.	NE	NE
Musculoskeletal and connective tissue disorders	Musculoskeletal chest pain	>= 65 years	280	44,3	1	0,4	263	42,1	0	0,0	*	Quasi-complete separation of data points detected.				*	WARNING: Negative of Hessian not positive definite.			NE	Algorithm converged.	NE	NE	0,3325		NE	Algorithm converged.	NE	NE
Musculoskeletal and connective tissue disorders	Musculoskeletal stiffness	< 65 years	352	55,7	1	0,3	362	57,9	0	0,0	*	Quasi-complete separation of data points detected.				*	WARNING: The relative Hessian convergence criterion of 52.752689443 is greater than the limit of 0.0001. The convergence is questionable.			NE	Algorithm converged.	NE	NE	0,3305	NE	NE	Algorithm converged.	NE	NE
Musculoskeletal and connective tissue disorders	Musculoskeletal stiffness	>= 65 years	280	44,3	0	0,0	263	42,1	0	0,0	NE		NE	NE	NE		NE	NE	NE	NE	NE	NE	NE	NE		NE	NE	NE	NE	NE	NE	NE	NE	NE	NE
Musculoskeletal and connective tissue disorders	Myalgia	< 65 years	352	55,7	2	0,6	362	57,9	0	0,0	*	Quasi-complete separation of data points detected.				*	WARNING: Negative of Hessian not positive definite.			NE	Algorithm converged.	NE	NE	0,1912	NE	NE	Algorithm converged.	NE	NE
Musculoskeletal and connective tissue disorders	Myalgia	>= 65 years	280	44,3	0	0,0	263	42,1	0	0,0	NE		NE	NE	NE		NE	NE	NE	NE	NE	NE	NE	NE		NE	NE	NE	NE	NE	NE	NE	NE	NE	NE
Musculoskeletal and connective tissue disorders	Neck pain	< 65 years	352	55,7	0	0,0	362	57,9	2	0,8	*	Quasi-complete separation of data points detected.				*	ERROR: Error in computing the link function, its derivatives, or the variance function.			0,00	Algorithm converged.	0,00	NE	0,1829	0,2003	>999,99	Algorithm converged.	0,00	NE
Musculoskeletal and connective tissue disorders	Neck pain	>= 65 years	280	44,3	1	0,4	263	42,1	1	0,4	0,94	Convergence criterion (GCONV=1E-8) satisfied.	0,06	15,99	0,000		Algorithm converged.	-0,010	0,010	0,94	Algorithm converged.	0,06	14,94	0,9646		1,06	Algorithm converged.	0,07	16,93
Musculoskeletal and connective tissue disorders	Neuropathic arthropathy	< 65 years	352	55,7	0	0,0	362	57,9	1	0,3	*	Quasi-complete separation of data points detected.				*	ERROR: Error in computing the link function, its derivatives, or the variance function.			0,00	Algorithm converged.	0,00	NE	0,3241	NE	>999,99	Algorithm converged.	0,00	NE
Musculoskeletal and connective tissue disorders	Neuropathic arthropathy	>= 65 years	280	44,3	0	0,0	263	42,1	0	0,0	NE		NE	NE	NE		NE	NE	NE	NE	NE	NE	NE	NE		NE	NE	NE	NE	NE	NE	NE	NE	NE	NE
Musculoskeletal and connective tissue disorders	Osteoarthritis	< 65 years	352	55,7	4	1,1	362	57,9	2	0,8	2,07	Convergence criterion (GCONV=1E-8) satisfied.	0,38	11,37	0,006		Algorithm converged.	-0,008	0,019	2,06	Algorithm converged.	0,38	11,16	0,3932	0,0957	0,49	Algorithm converged.	0,03	2,64
Musculoskeletal and connective tissue disorders	Osteoarthritis	>= 65 years	280	44,3	1	0,4	263	42,1	4	1,5	0,23	Convergence criterion (GCONV=1E-8) satisfied.	0,03	2,09	-0,010		Algorithm converged.	-0,028	0,005	0,23	Algorithm converged.	0,03	2,09	0,1563		4,26	Algorithm converged.	0,48	37,83
Musculoskeletal and connective tissue disorders	Osteochondrosis	< 65 years	352	55,7	1	0,3	362	57,9	0	0,0	*	Quasi-complete separation of data points detected.				*	WARNING: The relative Hessian convergence criterion of 60.288787935 is greater than the limit of 0.0001. The convergence is questionable.			NE	Algorithm converged.	NE	NE	0,3305	NE	NE	Algorithm converged.	NE	NE
Musculoskeletal and connective tissue disorders	Osteochondrosis	>= 65 years	280	44,3	0	0,0	263	42,1	0	0,0	NE		NE	NE	NE		NE	NE	NE	NE	NE	NE	NE	NE		NE	NE	NE	NE	NE	NE	NE	NE	NE	NE
Musculoskeletal and connective tissue disorders	Osteopenia	< 65 years	352	55,7	0	0,0	362	57,9	0	0,0	NE		NE	NE	NE		NE	NE	NE	NE	NE	NE	NE	NE		NE	NE	NE	NE	NE	NE	NE	NE	NE	NE
Musculoskeletal and connective tissue disorders	Osteopenia	>= 65 years	280	44,3	0	0,0	263	42,1	1	0,4	*	Quasi-complete separation of data points detected.				*	ERROR: The mean parameter is either invalid or at a limit of its range for some observations.			0,00	Algorithm converged.	0,00	NE	0,3022		>999,99	Algorithm converged.	0,00	NE
Musculoskeletal and connective tissue disorders	Osteoporosis	< 65 years	352	55,7	1	0,3	362	57,9	0	0,0	*	Quasi-complete separation of data points detected.				*	WARNING: The relative Hessian convergence criterion of 52.752689443 is greater than the limit of 0.0001. The convergence is questionable.			NE	Algorithm converged.	NE	NE	0,3305	0,0904	NE	Algorithm converged.	NE	NE
Musculoskeletal and connective tissue disorders	Osteoporosis	>= 65 years	280	44,3	0	0,0	263	42,1	1	0,4	*	Quasi-complete separation of data points detected.				*	ERROR: The mean parameter is either invalid or at a limit of its range for some observations.			0,00	Algorithm converged.	0,00	NE	0,3022		>999,99	Algorithm converged.	0,00	NE
Musculoskeletal and connective tissue disorders	Pain in extremity	< 65 years	352	55,7	1	0,3	362	57,9	6	1,7	0,17	Convergence criterion (GCONV=1E-8) satisfied.	0,02	1,41	-0,014		Algorithm converged.	-0,028	0,001	0,17	Algorithm converged.	0,02	1,42	0,0628	0,0178	0,83	Algorithm converged.	0,71	48,23
Musculoskeletal and connective tissue disorders	Pain in extremity	>= 65 years	280	44,3	6	2,1	263	42,1	3	0,8	2,86	Convergence criterion (GCONV=1E-8) satisfied.	0,57	14,28	0,014		Algorithm converged.	-0,006	0,034	2,82	Algorithm converged.	0,57	13,84	0,1819		0,35	Algorithm converged.	0,07	1,74
Musculoskeletal and connective tissue disorders	Periarthritis	< 65 years	352	55,7	0	0,0	362	57,9	1	0,3	*	Quasi-complete separation of data points detected.				*	ERROR: Error in computing the link function, its derivatives, or the variance function.			0,00	Algorithm converged.	0,00	NE	0,3241	NE	>999,99	Algorithm converged.	0,00	NE
Musculoskeletal and connective tissue disorders	Periarthritis	>= 65 years	280	44,3	0	0,0	263	42,1	0	0,0	NE		NE	NE	NE		NE	NE	NE	NE	NE	NE	NE	NE		NE	NE	NE	NE	NE	NE	NE	NE	NE	NE
Musculoskeletal and connective tissue disorders	Plantar fasciitis	< 65 years	352	55,7	0	0,0	362	57,9	0	0,0	NE		NE	NE	NE		NE	NE	NE	NE	NE	NE	NE	NE		NE	NE	NE	NE	NE	NE	NE	NE	NE	NE
Musculoskeletal and connective tissue disorders	Plantar fasciitis	>= 65 years	280	44,3	1	0,4	263	42,1	0	0,0	*	Quasi-complete separation of data points detected.				*	WARNING: Negative of Hessian not positive definite.			NE	Algorithm converged.	NE	NE	0,3325		NE	Algorithm converged.	NE	NE
Musculoskeletal and connective tissue disorders	Polyarthritis	< 65 years	352	55,7	0	0,0	362	57,9	0	0,0	NE		NE	NE	NE		NE	NE	NE	NE	NE	NE	NE	NE		NE	NE	NE	NE	NE	NE	NE	NE	NE	NE
Musculoskeletal and connective tissue disorders	Polyarthritis	>= 65 years	280	44,3	1	0,4	263	42,1	0	0,0	*	Quasi-complete separation of data points detected.				*	WARNING: Negative of Hessian not positive definite.			NE	Algorithm converged.	NE	NE	0,3325		NE	Algorithm converged.	NE	NE
Musculoskeletal and connective tissue disorders	Rhabdomyolysis	< 65 years	352	55,7	0	0,0	362	57,9	1	0,3	*	Quasi-complete separation of data points detected.				*	ERROR: Error in computing the link function, its derivatives, or the variance function.			0,00	Algorithm converged.	0,00	NE	0,3241	NE	>999,99	Algorithm converged.	0,00	NE
Musculoskeletal and connective tissue disorders	Rhabdomyolysis	>= 65 years	280	44,3	0	0,0	263	42,1	0	0,0	NE		NE	NE	NE		NE	NE	NE	NE	NE	NE	NE	NE		NE	NE	NE	NE	NE	NE	NE	NE	NE	NE
Musculoskeletal and connective tissue disorders	Rotator cuff syndrome	< 65 years	352	55,7	2	0,6	362	57,9	3	0,8	1,03	Convergence criterion (GCONV=1E-8) satisfied.	0,14	7,34	0,000		Algorithm converged.	-0,011	0,011	1,03	Algorithm converged.	0,15	7,26	0,8774	0,2808	0,97	Algorithm converged.	0,14	6,83
Musculoskeletal and connective tissue disorders	Rotator cuff syndrome	>= 65 years	280	44,3	1	0,4	263	42,1	0	0,0	*	Quasi-complete separation of data points detected.				*	WARNING: Negative of Hessian not positive definite.			NE	Algorithm converged.	NE	NE	0,3325		NE	Algorithm converged.	NE	NE
Musculoskeletal and connective tissue disorders	Scoliosis	< 65 years	352	55,7	1	0,3	362	57,9	1	0,3	1,03	Convergence criterion (GCONV=1E-8) satisfied.	0,06	16,50	0,000		Algorithm converged.	-0,008	0,008	1,03	Algorithm converged.	0,06	16,38	0,9842	1,0000	0,97	Algorithm converged.	0,06	15,49
Musculoskeletal and connective tissue disorders	Scoliosis	>= 65 years	280	44,3	0	0,0	263	42,1	0	0,0	NE		NE	NE	NE		NE	NE	NE	NE	NE	NE	NE	NE		NE	NE	NE	NE	NE	NE	NE	NE	NE	NE
Musculoskeletal and connective tissue disorders	Spinal osteoarthritis	< 65 years	352	55,7	0	0,0	362	57,9	1	0,3	*	Quasi-complete separation of data points detected.				*	ERROR: Error in computing the link function, its derivatives, or the variance function.			0,00	Algorithm converged.	0,00	NE	0,3241	0,1012	>999,99	Algorithm converged.	0,00	NE
Musculoskeletal and connective tissue disorders	Spinal osteoarthritis	>= 65 years	280	44,3	1	0,4	263	42,1	0	0,0	*	Quasi-complete separation of data points detected.				*	WARNING: Negative of Hessian not positive definite.			NE	Algorithm converged.	NE	NE	0,3325		NE	Algorithm converged.	NE	NE
Musculoskeletal and connective tissue disorders	Spinal pain	< 65 years	352	55,7	0	0,0	362	57,9	1	0,3	*	Quasi-complete separation of data points detected.				*	ERROR: Error in computing the link function, its derivatives, or the variance function.			0,00	Algorithm converged.	0,00	NE	0,3241	0,2908	>999,99	Algorithm converged.	0,00	NE
Musculoskeletal and connective tissue disorders	Spinal pain	>= 65 years	280	44,3	2	0,7	263	42,1	3	0,8	0,94	Convergence criterion (GCONV=1E-8) satisfied.	0,13	6,71	0,000		Algorithm converged.	-0,015	0,014	0,94	Algorithm converged.	0,13	6,62	0,8493		1,06	Algorithm converged.	0,15	7,50
Musculoskeletal and connective tissue disorders	Spondylolisthesis	< 65 years	352	55,7	1	0,3	362	57,9	0	0,0	*	Quasi-complete separation of data points detected.				*	WARNING: The relative Hessian convergence criterion of 52.752689443 is greater than the limit of 0.0001. The convergence is questionable.			NE	Algorithm converged.	NE	NE	0,3305	NE	NE	Algorithm converged.	NE	NE
Musculoskeletal and connective tissue disorders	Spondylolisthesis	>= 65 years	280	44,3	0	0,0	263	42,1	0	0,0	NE		NE	NE	NE		NE	NE	NE	NE	NE	NE	NE	NE		NE	NE	NE	NE	NE	NE	NE	NE	NE	NE
Musculoskeletal and connective tissue disorders	Synovial cyst	< 65 years	352	55,7	1	0,3	362	57,9	0	0,0	*	Quasi-complete separation of data points detected.				*	WARNING: The relative Hessian convergence criterion of 60.288787935 is greater than the limit of 0.0001. The convergence is questionable.			NE	Algorithm converged.	NE	NE	0,3305	NE	NE	Algorithm converged.	NE	NE
Musculoskeletal and connective tissue disorders	Synovial cyst	>= 65 years	280	44,3	0	0,0	263	42,1	0	0,0	NE		NE	NE	NE		NE	NE	NE	NE	NE	NE	NE	NE		NE	NE	NE	NE	NE	NE	NE	NE	NE	NE
Musculoskeletal and connective tissue disorders	Tendonitis	< 65 years	352	55,7	0	0,0	362	57,9	1	0,3	*	Quasi-complete separation of data points detected.				*	ERROR: Error in computing the link function, its derivatives, or the variance function.			0,00	Algorithm converged.	0,00	NE	0,3241	NE	>999,99	Algorithm converged.	0,00	NE
Musculoskeletal and connective tissue disorders	Tendonitis	>= 65 years	280	44,3	0	0,0	263	42,1	0	0,0	NE		NE	NE	NE		NE	NE	NE	NE	NE	NE	NE	NE		NE	NE	NE	NE	NE	NE	NE	NE	NE	NE
Musculoskeletal and connective tissue disorders	Trigger finger	< 65 years	352	55,7	0	0,0	362	57,9	1	0,3	*	Quasi-complete separation of data points detected.				*	ERROR: Error in computing the link function, its derivatives, or the variance function.			0,00	Algorithm converged.	0,00	NE	0,3241	0,1012	>999,99	Algorithm converged.	0,00	NE
Musculoskeletal and connective tissue disorders	Trigger finger	>= 65 years	280	44,3	1	0,4	263	42,1	0	0,0	*	Quasi-complete separation of data points detected.				*	WARNING: Negative of Hessian not positive definite.			NE	Algorithm converged.	NE	NE	0,3325		NE	Algorithm converged.	NE	NE
Neoplasms benign, malignant and unspecified (incl cysts and polyps)		< 65 years	352	55,7	5	1,4	362	57,9	6	1,7	0,85	Convergence criterion (GCONV=1E-8) satisfied.	0,26	2,83	-0,002		Algorithm converged.	-0,020	0,016	0,86	Algorithm converged.	0,26	2,78	0,7973	0,6424	1,17	Algorithm converged.	0,36	3,79
Neoplasms benign, malignant and unspecified (incl cysts and polyps)		>= 65 years	280	44,3	14	5,0	263	42,1	11	4,2	1,21	Convergence criterion (GCONV=1E-8) satisfied.	0,54	2,71	0,008		Algorithm converged.	-0,027	0,043	1,20	Algorithm converged.	0,55	2,59	0,6493		0,84	Algorithm converged.	0,33	1,83
Neoplasms benign, malignant and unspecified (incl cysts and polyps)	Adenocarcinoma	< 65 years	352	55,7	0	0,0	362	57,9	0	0,0	NE		NE	NE	NE		NE	NE	NE	NE	NE	NE	NE	NE		NE	NE	NE	NE	NE	NE	NE	NE	NE	NE
Neoplasms benign, malignant and unspecified (incl cysts and polyps)	Adenocarcinoma	>= 65 years	280	44,3	0	0,0	263	42,1	1	0,4	*	Quasi-complete separation of data points detected.				*	ERROR: The mean parameter is either invalid or at a limit of its range for some observations.			0,00	Algorithm converged.	0,00	NE	0,3022		>999,99	Algorithm converged.	0,00	NE
Neoplasms benign, malignant and unspecified (incl cysts and polyps)	Adenocarcinoma of colon	< 65 years	352	55,7	0	0,0	362	57,9	1	0,3	*	Quasi-complete separation of data points detected.				*	ERROR: Error in computing the link function, its derivatives, or the variance function.			0,00	Algorithm converged.	0,00	NE	0,3241	0,3201	>999,99	Algorithm converged.	0,00	NE
Neoplasms benign, malignant and unspecified (incl cysts and polyps)	Adenocarcinoma of colon	>= 65 years	280	44,3	1	0,4	263	42,1	1	0,4	0,94	Convergence criterion (GCONV=1E-8) satisfied.	0,06	15,99	0,000		Algorithm converged.	-0,010	0,010	0,94	Algorithm converged.	0,06	14,94	0,9646		1,06	Algorithm converged.	0,07	16,93
Neoplasms benign, malignant and unspecified (incl cysts and polyps)	Basal cell carcinoma	< 65 years	352	55,7	0	0,0	362	57,9	0	0,0	NE		NE	NE	NE		NE	NE	NE	NE	NE	NE	NE	NE		NE	NE	NE	NE	NE	NE	NE	NE	NE	NE
Neoplasms benign, malignant and unspecified (incl cysts and polyps)	Basal cell carcinoma	>= 65 years	280	44,3	3	1,1	263	42,1	0	0,0	*	Quasi-complete separation of data points detected.				*	WARNING: Negative of Hessian not positive definite.			NE	Algorithm converged.	NE	NE	0,0929		NE	Algorithm converged.	NE	NE
Neoplasms benign, malignant and unspecified (incl cysts and polyps)	Benign breast neoplasm	< 65 years	352	55,7	0	0,0	362	57,9	0	0,0	NE		NE	NE	NE		NE	NE	NE	NE	NE	NE	NE	NE	1,0000	NE	NE	NE	NE	NE	NE	NE	NE	NE	NE
Neoplasms benign, malignant and unspecified (incl cysts and polyps)	Benign breast neoplasm	>= 65 years	280	44,3	1	0,4	263	42,1	1	0,4	0,94	Convergence criterion (GCONV=1E-8) satisfied.	0,06	15,99	0,000		Algorithm converged.	-0,010	0,010	0,94	Algorithm converged.	0,06	14,94	0,9646		1,06	Algorithm converged.	0,07	16,93
Neoplasms benign, malignant and unspecified (incl cysts and polyps)	Benign neoplasm of adrenal gland	< 65 years	352	55,7	0	0,0	362	57,9	0	0,0	NE		NE	NE	NE		NE	NE	NE	NE	NE	NE	NE	NE		NE	NE	NE	NE	NE	NE	NE	NE	NE	NE

| | | |



| | | |

| | | |

| | | |

POPULATION: Safety-Evaluable Population B vs. C
ENDPOINT: Any AEs through Week 56
MODEL: Unstratified analysis
STUDY: GR40349 & GR40398
Dichotomous Analysis by Subgroups (Safety)

Baseline BCVA ETDRS letter score

			Faricimab (PTI) (N=632)				Aflibercept (N=625)				Faricimab (PTI) vs. Aflibercept																	Aflibercept vs. Faricimab (PTI)				
			Patients		Patients with Event		Patients		Patients with Event		Odds Ratio						Absolute Risk Difference				Relative Risk							Relative Risk				
MedDRA System Organ Class	MedDRA Preferred Term	Level	n	%	n	%	n	%	n	%	Odds Ratio		Convergence Reason	95% Lower CL	95% Upper CL	Absolute Risk		Convergence Reason	95% Lower CL	95% Upper CL	Relative Risk		Convergence Reason	95% Lower CL	95% Upper CL	p-value (Cochran-Mantel-Haenszel)	Interaction Test p-value (likelihood ratio)	Relative Risk		Convergence Reason	95% Lower CL	95% Upper CL
** NOT CODED **		< 64 letters	281	44,5	0	0,0	284	45,4	0	0,0	NE			NE	NE	NE		NE	NE	NE	NE		NE	NE	NE	NE	NE	NE		NE	NE	NE
** NOT CODED **		>= 64 letters	349	55,2	0	0,0	341	54,6	1	0,3		*	Quasi-complete separation of data points detected.				*	ERROR: Error in computing the link function, its derivatives, or the variance function.			0,00		Algorithm converged.	0,00	NE	0,3117		>999.99		Algorithm converged.	0,00	NE
** NOT CODED **		Missing	2	0,3	0	0,0	0	0,0	0	0,0	NE			NE	NE	NE		NE	NE	NE	NE		NE	NE	NE	NE		NE		NE	NE	NE
** NOT CODED **	UNCODED	< 64 letters	281	44,5	0	0,0	284	45,4	0	0,0	NE			NE	NE	NE		NE	NE	NE	NE		NE	NE	NE	NE	NE	NE		NE	NE	NE
** NOT CODED **	UNCODED	>= 64 letters	349	55,2	0	0,0	341	54,6	1	0,3		*	Quasi-complete separation of data points detected.				*	ERROR: Error in computing the link function, its derivatives, or the variance function.			0,00		Algorithm converged.	0,00	NE	0,3117		>999.99		Algorithm converged.	0,00	NE
** NOT CODED **	UNCODED	Missing	2	0,3	0	0,0	0	0,0	0	0,0	NE			NE	NE	NE		NE	NE	NE	NE		NE	NE	NE	NE		NE		NE	NE	NE
Blood and lymphatic system disorders		< 64 letters	281	44,5	12	4,3	284	45,4	18	6,3	0,66		Convergence criterion (GCONV=1E-8) satisfied.	0,31	1,40	-0,021		Algorithm converged.	-0,058	0,016	0,67		Algorithm converged.	0,33	1,37	0,2736	0,9534	1,48		Algorithm converged.	0,73	3,02
Blood and lymphatic system disorders		>= 64 letters	349	55,2	8	2,3	341	54,6	12	3,5	0,64		Convergence criterion (GCONV=1E-8) satisfied.	0,26	1,59	-0,012		Algorithm converged.	-0,037	0,013	0,65		Algorithm converged.	0,27	1,57	0,3372		1,54		Algorithm converged.	0,64	3,71
Blood and lymphatic system disorders		Missing	2	0,3	0	0,0	0	0,0	0	0,0	NE			NE	NE	NE		NE	NE	NE	NE		NE	NE	NE	NE		NE		NE	NE	NE
Blood and lymphatic system disorders	Anaemia	< 64 letters	281	44,5	6	2,1	284	45,4	15	5,3	0,39		Convergence criterion (GCONV=1E-8) satisfied.	0,15	1,02	-0,031		Algorithm converged.	-0,062	0,000	0,40		Algorithm converged.	0,16	1,03	0,0483	0,0999	2,47		Algorithm converged.	0,97	6,28
Blood and lymphatic system disorders	Anaemia	>= 64 letters	349	55,2	6	1,7	341	54,6	4	1,2	1,47		Convergence criterion (GCONV=1E-8) satisfied.	0,41	5,27	0,005		Algorithm converged.	-0,012	0,023	1,47		Algorithm converged.	0,42	5,15	0,5487		0,68		Algorithm converged.	0,19	2,40
Blood and lymphatic system disorders	Anaemia	Missing	2	0,3	0	0,0	0	0,0	0	0,0	NE			NE	NE	NE		NE	NE	NE	NE		NE	NE	NE	NE		NE		NE	NE	NE
Blood and lymphatic system disorders	Anaemia megaloblastic	< 64 letters	281	44,5	1	0,4	284	45,4	0	0,0		*	Quasi-complete separation of data points detected.				*	WARNING: Negative of Hessian not positive definite.			NE		Algorithm converged.	NE	NE	0,3147	NE	NE		Algorithm converged.	NE	NE
Blood and lymphatic system disorders	Anaemia megaloblastic	>= 64 letters	349	55,2	0	0,0	341	54,6	0	0,0	NE			NE	NE	NE		NE	NE	NE	NE		NE	NE	NE	NE		NE		NE	NE	NE
Blood and lymphatic system disorders	Anaemia megaloblastic	Missing	2	0,3	0	0,0	0	0,0	0	0,0	NE			NE	NE	NE		NE	NE	NE	NE		NE	NE	NE	NE		NE		NE	NE	NE
Blood and lymphatic system disorders	Anaemia of chronic disease	< 64 letters	281	44,5	1	0,4	284	45,4	1	0,4	1,01		Convergence criterion (GCONV=1E-8) satisfied.	0,06	16,24	0,000		Algorithm converged.	-0,010	0,010	1,01		Algorithm converged.	0,06	16,08	0,9940	1,0000	0,99		Algorithm converged.	0,06	15,74
Blood and lymphatic system disorders	Anaemia of chronic disease	>= 64 letters	349	55,2	0	0,0	341	54,6	0	0,0	NE			NE	NE	NE		NE	NE	NE	NE		NE	NE	NE	NE		NE		NE	NE	NE
Blood and lymphatic system disorders	Anaemia of chronic disease	Missing	2	0,3	0	0,0	0	0,0	0	0,0	NE			NE	NE	NE		NE	NE	NE	NE		NE	NE	NE	NE		NE		NE	NE	NE
Blood and lymphatic system disorders	Iron deficiency anaemia	< 64 letters	281	44,5	2	0,7	284	45,4	1	0,4	2,03		Convergence criterion (GCONV=1E-8) satisfied.	0,18	22,50	0,004		Algorithm converged.	-0,008	0,016	2,02		Algorithm converged.	0,18	22,17	0,5568	0,0846	0,49		Algorithm converged.	0,05	5,43
Blood and lymphatic system disorders	Iron deficiency anaemia	>= 64 letters	349	55,2	0	0,0	341	54,6	2	0,6		*	Quasi-complete separation of data points detected.				*	ERROR: Error in computing the link function, its derivatives, or the variance function.			0,00		Algorithm converged.	0,00	NE	0,1522		>999.99		Algorithm converged.	0,00	NE
Blood and lymphatic system disorders	Iron deficiency anaemia	Missing	2	0,3	0	0,0	0	0,0	0	0,0	NE			NE	NE	NE		NE	NE	NE	NE		NE	NE	NE	NE		NE		NE	NE	NE
Blood and lymphatic system disorders	Leukocytosis	< 64 letters	281	44,5	1	0,4	284	45,4	0	0,0		*	Quasi-complete separation of data points detected.				*	WARNING: Negative of Hessian not positive definite.			NE		Algorithm converged.	NE	NE	0,3147	0,3008	NE		Algorithm converged.	NE	NE
Blood and lymphatic system disorders	Leukocytosis	>= 64 letters	349	55,2	1	0,3	341	54,6	1	0,3	0,98		Convergence criterion (GCONV=1E-8) satisfied.	0,06	15,68	0,000		Algorithm converged.	-0,008	0,008	0,98		Algorithm converged.	0,06	15,56	0,9869		1,02		Algorithm converged.	0,06	16,30
Blood and lymphatic system disorders	Leukocytosis	Missing	2	0,3	0	0,0	0	0,0	0	0,0	NE			NE	NE	NE		NE	NE	NE	NE		NE	NE	NE	NE		NE		NE	NE	NE
Blood and lymphatic system disorders	Lymphadenitis	< 64 letters	281	44,5	0	0,0	284	45,4	0	0,0	NE			NE	NE	NE		NE	NE	NE	NE		NE	NE	NE	NE	NE	NE		NE	NE	NE
Blood and lymphatic system disorders	Lymphadenitis	>= 64 letters	349	55,2	0	0,0	341	54,6	1	0,3		*	Quasi-complete separation of data points detected.				*	ERROR: Error in computing the link function, its derivatives, or the variance function.			0,00		Algorithm converged.	0,00	NE	0,3117		>999.99		Algorithm converged.	0,00	NE
Blood and lymphatic system disorders	Lymphadenitis	Missing	2	0,3	0	0,0	0	0,0	0	0,0	NE			NE	NE	NE		NE	NE	NE	NE		NE	NE	NE	NE		NE		NE	NE	NE
Blood and lymphatic system disorders	Microcytic anaemia	< 64 letters	281	44,5	0	0,0	284	45,4	0	0,0	NE			NE	NE	NE		NE	NE	NE	NE		NE	NE	NE	NE	1,0000	NE		NE	NE	NE
Blood and lymphatic system disorders	Microcytic anaemia	>= 64 letters	349	55,2	1	0,3	341	54,6	1	0,3	0,98		Convergence criterion (GCONV=1E-8) satisfied.	0,06	15,68	0,000		Algorithm converged.	-0,008	0,008	0,98		Algorithm converged.	0,06	15,56	0,9869		1,02		Algorithm converged.	0,06	16,30
Blood and lymphatic system disorders	Microcytic anaemia	Missing	2	0,3	0	0,0	0	0,0	0	0,0	NE			NE	NE	NE		NE	NE	NE	NE		NE	NE	NE	NE		NE		NE	NE	NE
Blood and lymphatic system disorders	Nephrogenic anaemia	< 64 letters	281	44,5	0	0,0	284	45,4	0	0,0	NE			NE	NE	NE		NE	NE	NE	NE		NE	NE	NE	NE	NE	NE		NE	NE	NE
Blood and lymphatic system disorders	Nephrogenic anaemia	>= 64 letters	349	55,2	0	0,0	341	54,6	3	0,9		*	Quasi-complete separation of data points detected.				*	ERROR: The mean parameter is either invalid or at a limit of its range for some observations.			0,00		Algorithm converged.	0,00	NE	0,0793		>999.99		Algorithm converged.	0,00	NE
Blood and lymphatic system disorders	Nephrogenic anaemia	Missing	2	0,3	0	0,0	0	0,0	0	0,0	NE			NE	NE	NE		NE	NE	NE	NE		NE	NE	NE	NE		NE		NE	NE	NE
Blood and lymphatic system disorders	Neutrophilia	< 64 letters	281	44,5	0	0,0	284	45,4	1	0,4		*	Quasi-complete separation of data points detected.				*	ERROR: The mean parameter is either invalid or at a limit of its range for some observations.			0,00		Algorithm converged.	0,00	NE	0,3199	NE	>999.99		Algorithm converged.	0,00	NE
Blood and lymphatic system disorders	Neutrophilia	>= 64 letters	349	55,2	0	0,0	341	54,6	0	0,0	NE			NE	NE	NE		NE	NE	NE	NE		NE	NE	NE	NE		NE		NE	NE	NE
Blood and lymphatic system disorders	Neutrophilia	Missing	2	0,3	0	0,0	0	0,0	0	0,0	NE			NE	NE	NE		NE	NE	NE	NE		NE	NE	NE	NE		NE		NE	NE	NE
Blood and lymphatic system disorders	Thrombocytopenia	< 64 letters	281	44,5	1	0,4	284	45,4	0	0,0		*	Quasi-complete separation of data points detected.				*	WARNING: Negative of Hessian not positive definite.			NE		Algorithm converged.	NE	NE	0,3147	0,0937	NE		Algorithm converged.	NE	NE
Blood and lymphatic system disorders	Thrombocytopenia	>= 64 letters	349	55,2	0	0,0	341	54,6	1	0,3		*	Quasi-complete separation of data points detected.				*	ERROR: The mean parameter is either invalid or at a limit of its range for some observations.			0,00		Algorithm converged.	0,00	NE	0,3117		>999.99		Algorithm converged.	0,00	NE
Blood and lymphatic system disorders	Thrombocytopenia	Missing	2	0,3	0	0,0	0	0,0	0	0,0	NE			NE	NE	NE		NE	NE	NE	NE		NE	NE	NE	NE		NE		NE	NE	NE
Cardiac disorders		< 64 letters	281	44,5	27	9,6	284	45,4	20	7,0	1,40		Convergence criterion (GCONV=1E-8) satisfied.	0,77	2,57	0,026		Algorithm converged.	-0,020	0,071	1,36		Algorithm converged.	0,78	2,37	0,2698	0,3549	0,73		Algorithm converged.	0,42	1,28
Cardiac disorders		>= 64 letters	349	55,2	20	5,7	341	54,6	21	6,2	0,93		Convergence criterion (GCONV=1E-8) satisfied.	0,49	1,74	-0,004		Algorithm converged.	-0,040	0,031	0,93		Algorithm converged.	0,51	1,69	0,8123		1,07		Algorithm converged.	0,59	1,95
Cardiac disorders		Missing	2	0,3	0	0,0	0	0,0	0	0,0	NE			NE	NE	NE		NE	NE	NE	NE		NE	NE	NE	NE		NE		NE	NE	NE
Cardiac disorders	Acute coronary syndrome	< 64 letters	281	44,5	0	0,0	284	45,4	0	0,0	NE			NE	NE	NE		NE	NE	NE	NE		NE	NE	NE	NE	NE	NE		NE	NE	NE
Cardiac disorders	Acute coronary syndrome	>= 64 letters	349	55,2	1	0,3	341	54,6	0	0,0		*	Quasi-complete separation of data points detected.				*	WARNING: The relative Hessian convergence criterion of 49.754598305 is greater than the limit of 0.0001. The convergence is questionable.			NE		Algorithm converged.	NE	NE	0,3229		NE		Algorithm converged.	NE	NE
Cardiac disorders	Acute coronary syndrome	Missing	2	0,3	0	0,0	0	0,0	0	0,0	NE			NE	NE	NE		NE	NE	NE	NE		NE	NE	NE	NE		NE		NE	NE	NE
Cardiac disorders	Acute left ventricular failure	< 64 letters	281	44,5	1	0,4	284	45,4	1	0,4	1,01		Convergence criterion (GCONV=1E-8) satisfied.	0,06	16,24	0,000		Algorithm converged.	-0,010	0,010	1,01		Algorithm converged.	0,06	16,08	0,9940	0,3008	0,99		Algorithm converged.	0,06	15,74
Cardiac disorders	Acute left ventricular failure	>= 64 letters	349	55,2	0	0,0	341	54,6	1	0,3		*	Quasi-complete separation of data points detected.				*	ERROR: The mean parameter is either invalid or at a limit of its range for some observations.			0,00		Algorithm converged.	0,00	NE	0,3117		>999.99		Algorithm converged.	0,00	NE
Cardiac disorders	Acute left ventricular failure	Missing	2	0,3	0	0,0	0	0,0	0	0,0	NE			NE	NE	NE		NE	NE	NE	NE		NE	NE	NE	NE		NE		NE	NE	NE
Cardiac disorders	Acute myocardial infarction	< 64 letters	281	44,5	1	0,4	284	45,4	3	1,1	0,33		Convergence criterion (GCONV=1E-8) satisfied.	0,03	3,24	-0,007		Algorithm converged.	-0,021	0,007	0,34		Algorithm converged.	0,04	3,22	0,3212	0,6485	2,97		Algorithm converged.	0,31	28,36
Cardiac disorders	Acute myocardial infarction	>= 64 letters	349	55,2	2	0,6	341	54,6	3	0,9	0,65		Convergence criterion (GCONV=1E-8) satisfied.	0,11	3,91	-0,003		Algorithm converged.	-0,016	0,010	0,65		Algorithm converged.	0,11	3,87	0,6351		1,54		Algorithm converged.	0,26	9,13
Cardiac disorders	Acute myocardial infarction	Missing	2	0,3	0	0,0	0	0,0	0	0,0	NE			NE	NE	NE		NE	NE	NE	NE		NE	NE	NE	NE		NE		NE	NE	NE
Cardiac disorders	Angina pectoris	< 64 letters	281	44,5	4	1,4	284	45,4	2	0,7	2,04		Convergence criterion (GCONV=1E-8) satisfied.	0,37	11,21	0,007		Algorithm converged.	-0,010	0,024	2,02		Algorithm converged.	0,37	10,95	0,4047	0,0601	0,49		Algorithm converged.	0,09	2,68
Cardiac disorders	Angina pectoris	>= 64 letters	349	55,2	0	0,0	341	54,6	2	0,6		*	Quasi-complete separation of data points detected.				*	ERROR: Error in computing the link function, its derivatives, or the variance function.			0,00		Algorithm converged.	0,00	NE	0,1522		>999.99		Algorithm converged.	0,00	NE
Cardiac disorders	Angina pectoris	Missing	2	0,3	0	0,0	0	0,0	0	0,0	NE			NE	NE	NE		NE	NE	NE	NE		NE	NE	NE	NE		NE		NE	NE	NE
Cardiac disorders	Angina unstable	< 64 letters	281	44,5	0	0,0	284	45,4	0	0,0	NE			NE	NE	NE		NE	NE	NE	NE		NE	NE	NE	NE	NE	NE		NE	NE	NE
Cardiac disorders	Angina unstable	>= 64 letters	349	55,2	1	0,3	341	54,6	0	0,0		*	Quasi-complete separation of data points detected.				*	WARNING: The relative Hessian convergence criterion of 49.754598305 is greater than the limit of 0.0001. The convergence is questionable.			NE		Algorithm converged.	NE	NE	0,3229		NE		Algorithm converged.	NE	NE
Cardiac disorders	Angina unstable	Missing	2	0,3	0	0,0	0	0,0	0	0,0	NE			NE	NE	NE		NE	NE	NE	NE		NE	NE	NE	NE		NE		NE	NE	NE
Cardiac disorders	Aortic valve stenosis	< 64 letters	281	44,5	0	0,0	284	45,4	0	0,0	NE			NE	NE	NE		NE	NE	NE	NE		NE	NE	NE	NE	NE	NE		NE	NE	NE
Cardiac disorders	Aortic valve stenosis	>= 64 letters	349	55,2	1	0,3	341	54,6	0	0,0		*	Quasi-complete separation of data points detected.				*	WARNING: The relative Hessian convergence criterion of 49.754598305 is greater than the limit of 0.0001. The convergence is questionable.			NE		Algorithm converged.	NE	NE	0,3229		NE		Algorithm converged.	NE	NE
Cardiac disorders	Aortic valve stenosis	Missing	2	0,3	0	0,0	0	0,0	0	0,0	NE			NE	NE	NE		NE	NE	NE	NE		NE	NE	NE	NE		NE		NE	NE	NE
Cardiac disorders	Arrhythmia	< 64 letters	281	44,5	1	0,4	284	45,4	0	0,0		*	Quasi-complete separation of data points detected.				*	WARNING: Negative of Hessian not positive definite.			NE		Algorithm converged.	NE	NE	0,3147	1,0000	NE		Algorithm converged.	NE	NE
Cardiac disorders	Arrhythmia	>= 64 letters	349	55,2	2	0,6	341	54,6	0	0,0		*	Quasi-complete separation of data points detected.				*	WARNING: Negative of Hessian not positive definite.			NE		Algorithm converged.	NE	NE	0,1618		NE		Algorithm converged.	NE	NE
Cardiac disorders	Arrhythmia	Missing	2	0,3	0	0,0	0	0,0	0	0,0	NE			NE	NE	NE		NE	NE	NE	NE		NE	NE	NE	NE		NE		NE	NE	NE
Cardiac disorders	Arteriosclerosis coronary artery	< 64 letters	281	44,5	0	0,0	284	45,4	0	0,0	NE			NE	NE	NE		NE	NE	NE	NE		NE	NE	NE	NE	1,0000	NE		NE	NE	NE
Cardiac disorders	Arteriosclerosis coronary artery	>= 64 letters	349	55,2	2	0,6	341	54,6	1	0,3	1,96		Convergence criterion (GCONV=1E-8) satisfied.	0,18	21,71	0,003		Algorithm converged.	-0,007	0,013	1,95		Algorithm converged.	0,18	21,45	0,5768		0,51		Algorithm converged.	0,05	5,62
Cardiac disorders	Arteriosclerosis coronary artery	Missing	2	0,3	0	0,0	0	0,0	0	0,0	NE			NE	NE	NE		NE	NE	NE	NE		NE	NE	NE	NE		NE		NE	NE	NE
Cardiac disorders	Atrial fibrillation	< 64 letters	281	44,5	4	1,4	284	45,4	3	1,1	1,35		Convergence criterion (GCONV=1E-8) satisfied.	0,30	6,10	0,004		Algorithm converged.	-0,015	0,022	1,35		Algorithm converged.	0,30	5,97	0,6935	0,7944	0,74		Algorithm converged.	0,17	3,29
Cardiac disorders	Atrial fibrillation	>= 64 letters	349	55,2	2	0,6	341	54,6	1	0,3	1,96		Convergence criterion (GCONV=1E-8) satisfied.	0,18	21,71	0,003		Algorithm converged.	-0,007	0,013	1,95		Algorithm converged.	0,18	21,45	0,5768		0,51		Algorithm converged.	0,05	5,62
Cardiac disorders	Atrial fibrillation	Missing	2	0,3	0	0,0	0	0,0	0	0,0	NE			NE	NE	NE		NE	NE	NE	NE		NE	NE	NE	NE		NE		NE	NE	NE
Cardiac disorders	Atrioventricular block complete	< 64 letters	281	44,5	1	0,4	284	45,4	0	0,0		*	Quasi-complete separation of data points detected.				*	WARNING: Negative of Hessian not positive definite.			NE		Algorithm converged.	NE	NE	0,3147	NE	NE		Algorithm converged.	NE	NE
Cardiac disorders	Atrioventricular block complete	>= 64 letters	349	55,2	0	0,0	341	54,6	0	0,0	NE			NE	NE	NE		NE	NE	NE	NE		NE	NE	NE	NE		NE		NE	NE	NE
Cardiac disorders	Atrioventricular block complete	Missing	2	0,3	0	0,0	0	0,0	0	0,0	NE			NE	NE	NE		NE	NE	NE	NE		NE	NE	NE	NE		NE		NE	NE	NE
Cardiac disorders	Bradycardia	< 64 letters	281	44,5	2	0,7	284	45,4	0	0,0		*	Quasi-complete separation of data points detected.				*	WARNING: Negative of Hessian not positive definite.			NE		Algorithm converged.	NE	NE	0,1547	NE	NE		Algorithm converged.	NE	NE
Cardiac disorders	Bradycardia	>= 64 letters	349	55,2	0	0,0	341	54,6	0	0,0	NE			NE	NE	NE		NE	NE	NE	NE		NE	NE	NE	NE		NE		NE	NE	NE
Cardiac disorders	Bradycardia	Missing	2	0,3	0	0,0	0	0,0	0	0,0	NE			NE	NE	NE		NE	NE	NE	NE		NE	NE	NE	NE		NE		NE	NE	NE
Cardiac disorders	Bundle branch block right	< 64 letters	281	44,5	0	0,0	284	45,4	0	0,0	NE			NE	NE	NE		NE	NE	NE	NE		NE	NE	NE	NE	NE	NE		NE	NE	NE
Cardiac disorders	Bundle branch block right	>= 64 letters	349	55,2	1	0,3	341	54,6	0	0,0		*	Quasi-complete separation of data points detected.				*	WARNING: The relative Hessian convergence criterion of 49.754598305 is greater than the limit of 0.0001. The convergence is questionable.			NE		Algorithm converged.	NE	NE	0,3229		NE		Algorithm converged.	NE	NE
Cardiac disorders	Bundle branch block right	Missing	2	0,3	0	0,0	0	0,0	0	0,0	NE			NE	NE	NE		NE	NE	NE	NE		NE	NE	NE	NE		NE		NE	NE	NE
Cardiac disorders	Cardiac arrest	< 64 letters	281	44,5	1	0,4	284	45,4	1	0,4	1,01		Convergence criterion (GCONV=1E-8) satisfied.	0,06	16,24	0,000		Algorithm converged.	-0,010	0,010	1,01		Algorithm converged.	0,06	16,08	0,9940	1,0000	0,99		Algorithm converged.	0,06	15,74
Cardiac disorders	Cardiac arrest	>= 64 letters	349	55,2	0	0,0	341	54,6	0	0,0	NE			NE	NE	NE		NE	NE	NE	NE		NE	NE	NE	NE		NE		NE	NE	NE
Cardiac disorders	Cardiac arrest	Missing	2	0,3	0	0,0	0	0,0	0	0,0	NE			NE	NE	NE		NE	NE	NE	NE		NE	NE	NE	NE		NE		NE	NE	NE
Cardiac disorders	Cardiac failure	< 64 letters	281	44,5	2	0,7	284	45,4	3	1,1	0,67		Convergence criterion (GCONV=1E-8) satisfied.	0,11	4,05	-0,003		Algorithm converged.	-0,019	0,012	0,67		Algorithm converged.	0,11	4,00	0,6622	0,5416	1,48		Algorithm converged.	0,25	8,81
Cardiac disorders	Cardiac failure	>= 64 letters	349	55,2	3	0,9	341	54,6	2	0,6	1,47		Convergence criterion (GCONV=1E-8) satisfied.	0,24	8,85	0,003		Algorithm converged.	-0,010	0,015	1,47		Algorithm converged.	0,25	8,72	0,6726		0,68		Algorithm converged.	0,11	4,06
Cardiac disorders	Cardiac failure	Missing	2	0,3	0	0,0	0	0,0	0	0,0	NE			NE	NE	NE		NE	NE	NE	NE		NE	NE	NE	NE		NE		NE	NE	NE
Cardiac disorders	Cardiac failure acute	< 64 letters	281	44,5	0	0,0	284	45,4	1	0,4		*	Quasi-complete separation of data points detected.				*	ERROR: The mean parameter is either invalid or at a limit of its range for some observations.			0,00		Algorithm converged.	0,00	NE	0,3199	NE	>999.99		Algorithm converged.	0,00	NE
Cardiac disorders	Cardiac failure acute	>= 64 letters	349	55,2	0	0,0	341	54,6	0	0,0	NE			NE	NE	NE		NE	NE	NE	NE		NE	NE	NE	NE		NE		NE	NE	NE
Cardiac disorders	Cardiac failure acute	Missing	2	0,3	0	0,0	0	0,0	0	0,0	NE			NE	NE	NE		NE	NE	NE	NE		NE	NE	NE	NE		NE		NE	NE	NE
Cardiac disorders	Cardiac failure chronic	< 64 letters	281	44,5	1	0,4	284	45,4	0	0,0		*	Quasi-complete separation of data points detected.				*	WARNING: Negative of Hessian not positive definite.			NE		Algorithm converged.	NE	NE	0,3147	1,0000	NE		Algorithm converged.	NE	NE
Cardiac disorders	Cardiac failure chronic	>= 64 letters	349	55,2	1	0,3	341	54,6	0	0,0		*	Quasi-complete separation of data points detected.				*	WARNING: The relative Hessian convergence criterion of 49.754598305 is greater than the limit of 0.0001. The convergence is questionable.			NE		Algorithm converged.	NE	NE	0,3229		NE		Algorithm converged.	NE	NE
Cardiac disorders	Cardiac failure chronic	Missing	2	0,3	0	0,0	0	0,0	0	0,0	NE			NE	NE	NE		NE	NE	NE	NE		NE	NE	NE	NE		NE		NE	NE	NE
Cardiac disorders	Cardiac failure congestive	< 64 letters	281	44,5	3	1,1	284	45,4	5	1,8	0,60		Convergence criterion (GCONV=1E-8) satisfied.	0,14	2,54	-0,007		Algorithm converged.	-0,026	0,013	0,61		Algorithm converged.	0,15	2,51	0,4862	0,8785	1,65		Algorithm converged.	0,40	6,83
Cardiac disorders	Cardiac failure congestive	>= 64 letters	349	55,2	1	0,3	341	54,6	2	0,6	0,49		Convergence criterion (GCONV=1E-8) satisfied.	0,04	5,40	-0,003		Algorithm converged.	-0,013	0,007	0,49		Algorithm converged.	0,04	5,36	0,5496		2,05		Algorithm converged.	0,19	22,47

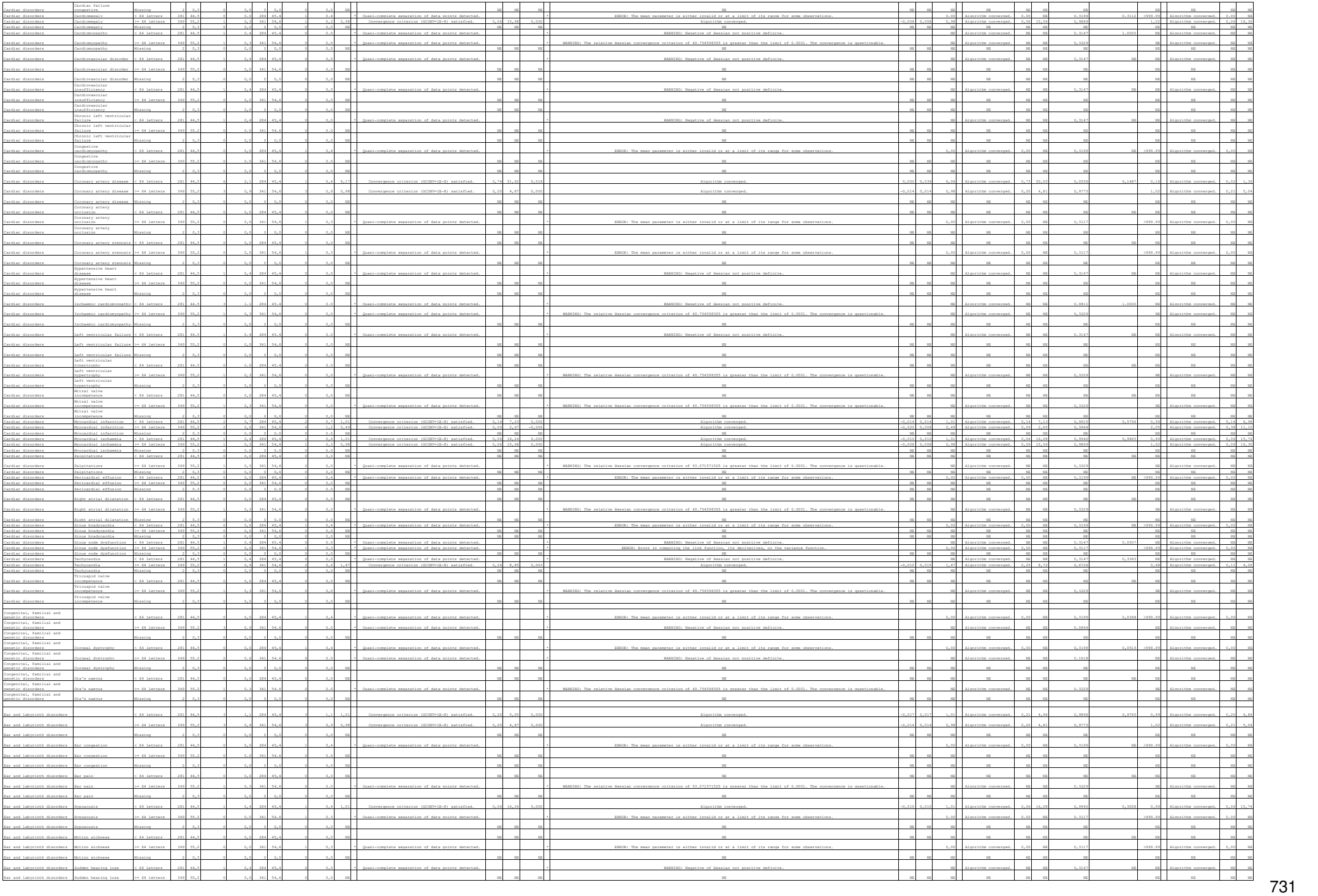

Ear and labyrinth disorders	Sudden hearing loss	Missing	2	0,3	0	0,0	0	0,0	0	0,0	NE			NE	NE	NE	NE	NE	NE	NE	NE	NE	NE	NE	NE	NE	NE	NE	NE	NE	NE	NE	NE
Ear and labyrinth disorders	Tinnitus	< 64 letters	281	44,5	0	0,0	284	45,4	1	0,4	*	Quasi-complete separation of data points detected.				*	ERROR: The mean parameter is either invalid or at a limit of its range for some observations.				0,00	Algorithm converged.	0,00	NE	0,3199	0,0977	>999,99		Algorithm converged.	0,00	NE
Ear and labyrinth disorders	Tinnitus	>= 64 letters	349	55,2	1	0,3	341	54,6	1	0,3	*	Quasi-complete separation of data points detected.				*	WARNING: The relative Hessian convergence criterion of 49.7545983055 is greater than the limit of 0.0001. The convergence is questionable.				NE	Algorithm converged.	NE	NE	0,3229		NE	NE	Algorithm converged.	NE	NE
Ear and labyrinth disorders	Tinnitus	Missing	2	0,3	0	0,0	0	0,0	0	0,0	NE			NE	NE	NE	NE	NE	NE	NE	NE	NE	NE	NE	NE	NE	NE	NE	NE	NE	NE	NE	NE
Ear and labyrinth disorders	Vertigo	< 64 letters	281	44,5	0	0,0	284	45,4	0	0,0	NE			NE	NE	NE	NE	NE	NE	NE	NE	NE	NE	NE	1,0000	NE	NE	NE	NE	NE	NE	NE	NE
Ear and labyrinth disorders	Vertigo	>= 64 letters	349	55,2	1	0,3	341	54,6	1	0,3	0,98	Convergence criterion (GCONV=1E-8) satisfied.	0,06	15,68	0,000		Algorithm converged.	-0,008	0,008	0,98	Algorithm converged.	0,06	15,56	0,9849		1,02	Algorithm converged.	0,06	16,92				
Ear and labyrinth disorders	Vertigo	Missing	2	0,3	0	0,0	0	0,0	0	0,0	NE			NE	NE	NE	NE	NE	NE	NE	NE	NE	NE	NE	NE	NE	NE	NE	NE	NE	NE	NE	NE
Ear and labyrinth disorders	Vestibular disorder	< 64 letters	281	44,5	1	0,4	284	45,4	0	0,0	*	Quasi-complete separation of data points detected.				*	WARNING: Negative of Hessian not positive definite.				NE	Algorithm converged.	NE	NE	0,3147	NE	NE	Algorithm converged.	NE	NE				
Ear and labyrinth disorders	Vestibular disorder	>= 64 letters	349	55,2	0	0,0	341	54,6	0	0,0	NE			NE	NE	NE	NE	NE	NE	NE	NE	NE	NE	NE	NE	NE	NE	NE	NE	NE	NE	NE	NE
Ear and labyrinth disorders	Vestibular disorder	Missing	2	0,3	0	0,0	0	0,0	0	0,0	NE			NE	NE	NE	NE	NE	NE	NE	NE	NE	NE	NE	NE	NE	NE	NE	NE	NE	NE	NE	NE
Endocrine disorders		< 64 letters	281	44,5	2	0,7	284	45,4	4	1,4	0,50	Convergence criterion (GCONV=1E-8) satisfied.	0,09	2,76	-0,007		Algorithm converged.	-0,024	0,010	0,51	Algorithm converged.	0,09	2,74	0,4196	0,0744	1,98	Algorithm converged.	0,07	10,72				
Endocrine disorders		>= 64 letters	349	55,2	5	1,4	341	54,6	5	0,3	4,94	Convergence criterion (GCONV=1E-8) satisfied.	0,57	42,53	0,011		Algorithm converged.	-0,002	0,025	4,89	Algorithm converged.	0,57	41,65	0,1273		0,20	Algorithm converged.	0,02	1,74				
Endocrine disorders		Missing	2	0,3	0	0,0	0	0,0	0	0,0	NE			NE	NE	NE	NE	NE	NE	NE	NE	NE	NE	NE	NE	NE	NE	NE	NE	NE	NE	NE	NE
Endocrine disorders	Autoimmune thyroiditis	< 64 letters	281	44,5	1	0,4	284	45,4	1	0,4	*	Quasi-complete separation of data points detected.				*	WARNING: Negative of Hessian not positive definite.				NE	Algorithm converged.	NE	NE	0,3147	NE	NE	Algorithm converged.	NE	NE				
Endocrine disorders	Autoimmune thyroiditis	>= 64 letters	349	55,2	0	0,0	341	54,6	0	0,0	NE			NE	NE	NE	NE	NE	NE	NE	NE	NE	NE	NE	NE	NE	NE	NE	NE	NE	NE	NE	NE
Endocrine disorders	Autoimmune thyroiditis	Missing	2	0,3	0	0,0	0	0,0	0	0,0	NE			NE	NE	NE	NE	NE	NE	NE	NE	NE	NE	NE	NE	NE	NE	NE	NE	NE	NE	NE	NE
Endocrine disorders	Goitre	< 64 letters	281	44,5	0	0,0	284	45,4	0	0,0	NE			NE	NE	NE	NE	NE	NE	NE	NE	NE	NE	NE	NE	NE	NE	NE	NE	NE	NE	NE	NE
Endocrine disorders	Goitre	>= 64 letters	349	55,2	1	0,3	341	54,6	0	0,0	*	Quasi-complete separation of data points detected.				*	WARNING: The relative Hessian convergence criterion of 49.7545983055 is greater than the limit of 0.0001. The convergence is questionable.				NE	Algorithm converged.	NE	NE	0,3229		NE	Algorithm converged.	NE	NE				
Endocrine disorders	Goitre	Missing	2	0,3	0	0,0	0	0,0	0	0,0	NE			NE	NE	NE	NE	NE	NE	NE	NE	NE	NE	NE	NE	NE	NE	NE	NE	NE	NE	NE	NE
Endocrine disorders	Hyperparathyroidism	< 64 letters	281	44,5	0	0,0	284	45,4	0	0,0	NE			NE	NE	NE	NE	NE	NE	NE	NE	NE	NE	NE	NE	NE	NE	NE	NE	NE	NE	NE	NE
Endocrine disorders	Hyperparathyroidism	>= 64 letters	349	55,2	1	0,3	341	54,6	0	0,0	*	Quasi-complete separation of data points detected.				*	WARNING: The relative Hessian convergence criterion of 49.7545983055 is greater than the limit of 0.0001. The convergence is questionable.				NE	Algorithm converged.	NE	NE	0,3229		NE	Algorithm converged.	NE	NE				
Endocrine disorders	Hyperparathyroidism	Missing	2	0,3	0	0,0	0	0,0	0	0,0	NE			NE	NE	NE	NE	NE	NE	NE	NE	NE	NE	NE	NE	NE	NE	NE	NE	NE	NE	NE	NE
Endocrine disorders	Hyperthyroidism	< 64 letters	281	44,5	0	0,0	284	45,4	0	0,0	NE			NE	NE	NE	NE	NE	NE	NE	NE	NE	NE	NE	NE	NE	NE	NE	NE	NE	NE	NE	NE
Endocrine disorders	Hyperthyroidism	>= 64 letters	349	55,2	0	0,0	341	54,6	0	0,0	NE			NE	NE	NE	NE	NE	NE	NE	NE	NE	NE	NE	NE	NE	NE	NE	NE	NE	NE	NE	NE
Endocrine disorders	Hyperthyroidism	Missing	2	0,3	0	0,0	0	0,0	0	0,0	NE			NE	NE	NE	NE	NE	NE	NE	NE	NE	NE	NE	NE	NE	NE	NE	NE	NE	NE	NE	NE
Endocrine disorders	Hypothyroidism	< 64 letters	281	44,5	2	0,7	284	45,4	3	1,1	0,49	Convergence criterion (GCONV=1E-8) satisfied.	0,13	4,05	-0,003		Algorithm converged.	-0,010	0,012	0,47	Algorithm converged.	0,13	4,00	0,6622	0,0514	1,48	Algorithm converged.	0,03	8,81				
Endocrine disorders	Hypothyroidism	>= 64 letters	349	55,2	3	0,9	341	54,6	3	0,9	*	Quasi-complete separation of data points detected.				*	WARNING: Negative of Hessian not positive definite.				NE	Algorithm converged.	NE	NE	0,0804		NE	Algorithm converged.	NE	NE				
Endocrine disorders	Hypothyroidism	Missing	2	0,3	0	0,0	0	0,0	0	0,0	NE			NE	NE	NE	NE	NE	NE	NE	NE	NE	NE	NE	NE	NE	NE	NE	NE	NE	NE	NE	NE
Endocrine disorders	Primary hypogonadism	< 64 letters	281	44,5	0	0,0	284	45,4	0	0,0	*	Quasi-complete separation of data points detected.				*	ERROR: The mean parameter is either invalid or at a limit of its range for some observations.				0,00	Algorithm converged.	0,00	NE	0,3199	NE	>999,99	Algorithm converged.	0,00	NE				
Endocrine disorders	Primary hypogonadism	>= 64 letters	349	55,2	0	0,0	341	54,6	0	0,0	NE			NE	NE	NE	NE	NE	NE	NE	NE	NE	NE	NE	NE	NE	NE	NE	NE	NE	NE	NE	NE
Endocrine disorders	Primary hypogonadism	Missing	2	0,3	0	0,0	0	0,0	0	0,0	NE			NE	NE	NE	NE	NE	NE	NE	NE	NE	NE	NE	NE	NE	NE	NE	NE	NE	NE	NE	NE
Eye disorders		< 64 letters	281	44,5	117	41,6	284	45,4	133	46,8	0,81	Convergence criterion (GCONV=1E-8) satisfied.	0,58	1,13	-0,052		Algorithm converged.	-0,134	0,030	0,89	Algorithm converged.	0,74	1,07	0,2143	0,0746	1,12	Algorithm converged.	0,83	1,36				
Eye disorders		>= 64 letters	349	55,2	156	44,7	341	54,6	136	39,9	1,22	Convergence criterion (GCONV=1E-8) satisfied.	0,90	1,65	0,048		Algorithm converged.	-0,025	0,122	1,12	Algorithm converged.	0,94	1,34	0,2008		0,89	Algorithm converged.	0,75	1,04				
Eye disorders		Missing	2	0,3	1	50,0	0	0,0	1	50,0	NE			NE	NE	NE	NE	NE	NE	NE	NE	NE	NE	NE	NE	NE	NE	NE	NE	NE	NE	NE	NE
Eye disorders	Angle closure glaucoma	< 64 letters	281	44,5	0	0,0	284	45,4	1	0,4	*	Quasi-complete separation of data points detected.				*	ERROR: The mean parameter is either invalid or at a limit of its range for some observations.				0,00	Algorithm converged.	0,00	NE	0,3199	NE	>999,99	Algorithm converged.	0,00	NE				
Eye disorders	Angle closure glaucoma	>= 64 letters	349	55,2	0	0,0	341	54,6	0	0,0	NE			NE	NE	NE	NE	NE	NE	NE	NE	NE	NE	NE	NE	NE	NE	NE	NE	NE	NE	NE	NE
Eye disorders	Angle closure glaucoma	Missing	2	0,3	0	0,0	0	0,0	0	0,0	NE			NE	NE	NE	NE	NE	NE	NE	NE	NE	NE	NE	NE	NE	NE	NE	NE	NE	NE	NE	NE
Eye disorders	Anterior chamber opacity	< 64 letters	281	44,5	0	0,0	284	45,4	1	0,4	*	Quasi-complete separation of data points detected.				*	ERROR: The mean parameter is either invalid or at a limit of its range for some observations.				0,00	Algorithm converged.	0,00	NE	0,3199	NE	>999,99	Algorithm converged.	0,00	NE				
Eye disorders	Anterior chamber opacity	>= 64 letters	349	55,2	0	0,0	341	54,6	0	0,0	NE			NE	NE	NE	NE	NE	NE	NE	NE	NE	NE	NE	NE	NE	NE	NE	NE	NE	NE	NE	NE
Eye disorders	Anterior chamber opacity	Missing	2	0,3	0	0,0	0	0,0	0	0,0	NE			NE	NE	NE	NE	NE	NE	NE	NE	NE	NE	NE	NE	NE	NE	NE	NE	NE	NE	NE	NE
Eye disorders	Blepharitis	< 64 letters	281	44,5	5	1,8	284	45,4	1	0,4	5,13	Convergence criterion (GCONV=1E-8) satisfied.	0,66	44,16	0,014		Algorithm converged.	-0,003	0,031	5,05	Algorithm converged.	0,58	42,98	0,0993	0,0215	0,20	Algorithm converged.	0,02	1,68				
Eye disorders	Blepharitis	>= 64 letters	349	55,2	0	0,0	341	54,6	0	0,0	*	Quasi-complete separation of data points detected.				*	ERROR: Error in computing the link function, its derivatives, or the variance function.				0,00	Algorithm converged.	0,00	NE	0,3229		>999,99	Algorithm converged.	0,00	NE				
Eye disorders	Blepharitis	Missing	2	0,3	0	0,0	0	0,0	0	0,0	NE			NE	NE	NE	NE	NE	NE	NE	NE	NE	NE	NE	NE	NE	NE	NE	NE	NE	NE	NE	NE
Eye disorders	Blepharitis allergic	< 64 letters	281	44,5	0	0,0	284	45,4	0	0,0	NE			NE	NE	NE	NE	NE	NE	NE	NE	NE	NE	NE	NE	NE	NE	NE	NE	NE	NE	NE	NE
Eye disorders	Blepharitis allergic	>= 64 letters	349	55,2	1	0,3	341	54,6	0	0,0	*	Quasi-complete separation of data points detected.				*	WARNING: The relative Hessian convergence criterion of 49.7545983055 is greater than the limit of 0.0001. The convergence is questionable.				NE	Algorithm converged.	NE	NE	0,3229		NE	Algorithm converged.	NE	NE				
Eye disorders	Blepharitis allergic	Missing	2	0,3	0	0,0	0	0,0	0	0,0	NE			NE	NE	NE	NE	NE	NE	NE	NE	NE	NE	NE	NE	NE	NE	NE	NE	NE	NE	NE	NE
Eye disorders	Blindness transient	< 64 letters	281	44,5	0	0,0	284	45,4	0	0,0	NE			NE	NE	NE	NE	NE	NE	NE	NE	NE	NE	NE	NE	NE	NE	NE	NE	NE	NE	NE	NE
Eye disorders	Blindness transient	>= 64 letters	349	55,2	0	0,0	341	54,6	1	0,3	*	Quasi-complete separation of data points detected.				*	ERROR: The mean parameter is either invalid or at a limit of its range for some observations.				0,00	Algorithm converged.	0,00	NE	0,3117		>999,99	Algorithm converged.	0,00	NE				
Eye disorders	Blindness transient	Missing	2	0,3	0	0,0	0	0,0	0	0,0	NE			NE	NE	NE	NE	NE	NE	NE	NE	NE	NE	NE	NE	NE	NE	NE	NE	NE	NE	NE	NE
Eye disorders	Borderline glaucoma	< 64 letters	281	44,5	2	0,7	284	45,4	0	0,0	*	Quasi-complete separation of data points detected.				*	WARNING: Negative of Hessian not positive definite.				NE	Algorithm converged.	NE	NE	0,3547	1,0000	NE	Algorithm converged.	NE	NE				
Eye disorders	Borderline glaucoma	>= 64 letters	349	55,2	2	0,6	341	54,6	0	0,0	*	Quasi-complete separation of data points detected.				*	WARNING: Negative of Hessian not positive definite.				NE	Algorithm converged.	NE	NE	0,1618		NE	Algorithm converged.	NE	NE				
Eye disorders	Borderline glaucoma	Missing	2	0,3	0	0,0	0	0,0	0	0,0	NE			NE	NE	NE	NE	NE	NE	NE	NE	NE	NE	NE	NE	NE	NE	NE	NE	NE	NE	NE	NE
Eye disorders	Cataract	< 64 letters	281	44,5	26	9,3	284	45,4	25	8,8	1,06	Convergence criterion (GCONV=1E-8) satisfied.	0,59	1,88	0,004		Algorithm converged.	-0,043	0,052	1,05	Algorithm converged.	0,63	1,77	0,8521	0,4057	0,95	Algorithm converged.	0,56	1,61				
Eye disorders	Cataract	>= 64 letters	349	55,2	31	8,9	341	54,6	21	6,2	1,49	Convergence criterion (GCONV=1E-8) satisfied.	0,84	2,64	0,027		Algorithm converged.	-0,012	0,067	1,44	Algorithm converged.	0,89	2,48	0,1754		0,69	Algorithm converged.	0,41	1,18				
Eye disorders	Cataract	Missing	2	0,3	0	0,0	0	0,0	0	0,0	NE			NE	NE	NE	NE	NE	NE	NE	NE	NE	NE	NE	NE	NE	NE	NE	NE	NE	NE	NE	NE
Eye disorders	Cataract cortical	< 64 letters	281	44,5	2	0,7	284	45,4	4	1,4	0,50	Convergence criterion (GCONV=1E-8) satisfied.	0,09	2,76	-0,007		Algorithm converged.	-0,024	0,010	0,51	Algorithm converged.	0,09	2,74	0,4196	0,2373	1,98	Algorithm converged.	0,07	10,72				
Eye disorders	Cataract cortical	>= 64 letters	349	55,2	0	0,0	341	54,6	2	0,6	NE	Quasi-complete separation of data points detected.				*	ERROR: Error in computing the link function, its derivatives, or the variance function.				0,00	Algorithm converged.	0,00	NE	0,3229		>999,99	Algorithm converged.	0,00	NE				
Eye disorders	Cataract cortical	Missing	2	0,3	0	0,0	0	0,0	0	0,0	NE			NE	NE	NE	NE	NE	NE	NE	NE	NE	NE	NE	NE	NE	NE	NE	NE	NE	NE	NE	NE
Eye disorders	Cataract nuclear	< 64 letters	281	44,5	2	0,7	284	45,4	3	1,1	0,67	Convergence criterion (GCONV=1E-8) satisfied.	0,13	4,05	-0,003		Algorithm converged.	-0,010	0,012	0,67	Algorithm converged.	0,13	4,00	0,6622	0,0953	1,48	Algorithm converged.	0,03	8,81				
Eye disorders	Cataract nuclear	>= 64 letters	349	55,2	2	0,6	341	54,6	0	0,0	NE	Quasi-complete separation of data points detected.				*	WARNING: Negative of Hessian not positive definite.				NE	Algorithm converged.	NE	NE	0,1618		NE	Algorithm converged.	NE	NE				
Eye disorders	Cataract nuclear	Missing	2	0,3	0	0,0	0	0,0	0	0,0	NE			NE	NE	NE	NE	NE	NE	NE	NE	NE	NE	NE	NE	NE	NE	NE	NE	NE	NE	NE	NE
Eye disorders	Cataract subcapsular	< 64 letters	281	44,5	2	0,7	284	45,4	1	0,4	2,03	Convergence criterion (GCONV=1E-8) satisfied.	0,18	22,50	0,004		Algorithm converged.	-0,008	0,016	2,02	Algorithm converged.	0,18	22,17	0,5508	0,8249	0,69	Algorithm converged.	0,05	3,43				
Eye disorders	Cataract subcapsular	>= 64 letters	349	55,2	3	0,9	341	54,6	1	0,3	2,95	Convergence criterion (GCONV=1E-8) satisfied.	0,31	28,47	0,006		Algorithm converged.	-0,006	0,017	2,93	Algorithm converged.	0,31	28,04	0,3276		0,94	Algorithm converged.	0,04	3,24				
Eye disorders	Cataract subcapsular	Missing	2	0,3	0	0,0	0	0,0	0	0,0	NE			NE	NE	NE	NE	NE	NE	NE	NE	NE	NE	NE	NE	NE	NE	NE	NE	NE	NE	NE	NE
Eye disorders	Chalasion	< 64 letters	281	44,5	1	0,4	284	45,4	1	0,4	1,01	Convergence criterion (GCONV=1E-8) satisfied.	0,06	16,24	0,000		Algorithm converged.	-0,010	0,010	1,01	Algorithm converged.	0,06	16,08	0,9940	0,5316	0,98	Algorithm converged.	0,06	15,74				
Eye disorders	Chalasion	>= 64 letters	349	55,2	1	0,3	341	54,6	3	0,9	0,32	Convergence criterion (GCONV=1E-8) satisfied.	0,03	3,13	-0,006		Algorithm converged.	-0,017	0,005	0,33	Algorithm converged.	0,03	3,13	0,3050		3,07	Algorithm converged.	0,03	29,97				
Eye disorders	Chalasion	Missing	2	0,3	0	0,0	0	0,0	0	0,0	NE			NE	NE	NE	NE	NE	NE	NE	NE	NE	NE	NE	NE	NE	NE	NE	NE	NE	NE	NE	NE
Eye disorders	Conjunctival disorder	< 64 letters	281	44,5	0	0,0	284	45,4	0	0,0	NE			NE	NE	NE	NE	NE	NE	NE	NE	NE	NE	NE	NE	NE	NE	NE	NE	NE	NE	NE	NE
Eye disorders	Conjunctival disorder	>= 64 letters	349	55,2	1	0,3	341	54,6	0	0,0	*	Quasi-complete separation of data points detected.				*	WARNING: The relative Hessian convergence criterion of 49.7545983055 is greater than the limit of 0.0001. The convergence is questionable.				NE	Algorithm converged.	NE	NE	0,3229		NE	Algorithm converged.	NE	NE				
Eye disorders	Conjunctival disorder	Missing	2	0,3	0	0,0	0	0,0	0	0,0	NE			NE	NE	NE	NE	NE	NE	NE	NE	NE	NE	NE	NE	NE	NE	NE	NE	NE	NE	NE	NE
Eye disorders	Conjunctival haemorrhage	< 64 letters	281	44,5	16	5,7	284	45,4	21	7,4	0,76	Convergence criterion (GCONV=1E-8) satisfied.	0,39	1,48	-0,017		Algorithm converged.	-0,058	0,024	0,77	Algorithm converged.	0,41	1,46	0,4144	0,1736	1,30	Algorithm converged.	0,69	2,44				
Eye disorders	Conjunctival haemorrhage	>= 64 letters	349	55,2	33	9,5	341	54,6	24	7,0	1,38	Convergence criterion (GCONV=1E-8) satisfied.	0,80	2,39	0,024		Algorithm converged.	-0,017	0,065	1,34	Algorithm converged.	0,85	2,22	0,2491		0,74	Algorithm converged.	0,45	1,23				
Eye disorders	Conjunctival haemorrhage	Missing	2	0,3	0	0,0	0	0,0	0	0,0	NE			NE	NE	NE	NE	NE	NE	NE	NE	NE	NE	NE	NE	NE	NE	NE	NE	NE	NE	NE	NE
Eye disorders	Conjunctival hyperaemia	< 64 letters	281	44,5	1	0,4	284	45,4	1	0,4	1,01	Convergence criterion (GCONV=1E-8) satisfied.	0,06	16,24	0,000		Algorithm converged.	-0,010	0,010	1,01	Algorithm converged.	0,06	16,08	0,9940	0,1929	0,98	Algorithm converged.	0,06	15,74				
Eye disorders	Conjunctival hyperaemia	>= 64 letters	349	55,2	2	0,6	341	54,6	0	0,0	*	Quasi-complete separation of data points detected.				*	WARNING: Negative of Hessian not positive definite.				NE	Algorithm converged.	NE	NE	0,1618		NE	Algorithm converged.	NE	NE				
Eye disorders	Conjunctival hyperaemia	Missing	2	0,3	0	0,0	0	0,0	0	0,0	NE			NE	NE	NE	NE	NE	NE	NE	NE	NE	NE	NE	NE	NE	NE	NE	NE	NE	NE	NE	NE
Eye disorders	Conjunctival irritation	< 64 letters	281	44,5	0	0,0	284	45,4	0	0,0	NE			NE	NE	NE	NE	NE	NE	NE	NE	NE	NE	NE	NE	NE	NE	NE	NE	NE	NE	NE	NE
Eye disorders	Conjunctival irritation	>= 64 letters	349	55,2	0	0,0	341	54,6	1	0,3	*	Quasi-complete separation of data points detected.				*	ERROR: Error in computing the link function, its derivatives, or the variance function.				0,00	Algorithm converged.	0,00	NE	0,3117		>999,99	Algorithm converged.	0,00	NE				
Eye disorders	Conjunctival irritation	Missing	2	0,3	0	0,0	0	0,0	0	0,0	NE			NE	NE	NE	NE	NE	NE	NE	NE	NE	NE	NE	NE	NE	NE	NE	NE	NE	NE	NE	NE
Eye disorders	Conjunctival oedema	< 64 letters	281	44,5	1	0,4	284	45,4	1	0,4	*	Quasi-complete separation of data points detected.				*	WARNING: Negative of Hessian not positive definite.				NE	Algorithm converged.	NE	NE	0,3147	1,0000	NE	Algorithm converged.	NE	NE				
Eye disorders	Conjunctival oedema	>= 64 letters	349	55,2	1	0,3	341	54,6	1	0,3	*	Quasi-complete separation of data points detected.				*	WARNING: The relative Hessian convergence criterion of 49.7545983055 is greater than the limit of 0.0001. The convergence is questionable.				NE	Algorithm converged.	NE	NE	0,3229		NE	Algorithm converged.	NE	NE				
Eye disorders	Conjunctival oedema	Missing	2	0,3	0	0,0	0	0,0	0	0,0	NE			NE	NE	NE	NE	NE	NE	NE	NE	NE	NE	NE	NE	NE	NE	NE	NE	NE	NE	NE	NE
Eye disorders	Conjunctivitis allergic	< 64 letters	281	44,5	0	0,0	284	45,4	1	0,4	*	Quasi-complete separation of data points detected.				*	ERROR: The mean parameter is either invalid or at a limit of its range for some observations.				0,00	Algorithm converged.	0,00	NE	0,3199	0,1929	>999,99	Algorithm converged.	0,00	NE				
Eye disorders	Conjunctivitis allergic	>= 64 letters	349	55,2	2	0,6	341	54,6	1	0,3	1,98	Convergence criterion (GCONV=1E-8) satisfied.	0,18	21,71	0,003		Algorithm converged.	-0,027	0,013	1,95	Algorithm converged.	0,18	21,45	0,5768		0,51	Algorithm converged.	0,05	3,42				
Eye disorders	Conjunctivitis allergic	Missing	2	0,3	0	0,0	0	0,0	0	0,0	NE			NE	NE	NE	NE	NE	NE	NE	NE	NE	NE	NE	NE	NE	NE	NE	NE	NE	NE	NE	NE
Eye disorders	Conjunctivochalasis	< 64 letters	281	44,5	0	0,0	284	45,4	0	0,0	NE			NE	NE	NE	NE	NE	NE	NE	NE	NE	NE	NE	NE	NE	NE	NE	NE	NE	NE	NE	NE
Eye disorders	Conjunctivochalasis	>= 64 letters	349	55,2	1	0,3	341	54,6	0	0,0	*	Quasi-complete separation of data points detected.				*	WARNING: The relative Hessian convergence criterion of 49.7545983055 is greater than the limit of 0.0001. The convergence is questionable.				NE	Algorithm converged.	NE	NE	0,3229		NE	Algorithm converged.	NE	NE				
Eye disorders	Conjunctivochalasis	Missing	2	0,3	0	0,0	0	0,0	0	0,0	NE			NE	NE	NE	NE	NE	NE	NE	NE	NE	NE	NE	NE	NE	NE	NE	NE	NE	NE	NE	NE
Eye disorders	Corneal disorder	< 64 letters	281	44,5	1	0,4	284	45,4	1	0,4	1,01	Convergence criterion (GCONV=1E-8) satisfied.	0,06	16,24	0,000		Algorithm converged.	-0,010	0,010	1,01	Algorithm converged.	0,06	16,08	0,9940	1,0000	0,98	Algorithm converged.	0,06	15,74				
Eye disorders	Corneal disorder	>= 64 letters	349	55,2	0	0,0	341	54,6	0	0,0	NE			NE	NE	NE	NE	NE	NE	NE	NE	NE	NE	NE	NE	NE	NE	NE	NE	NE	NE	NE	NE
Eye disorders	Corneal disorder	Missing	2	0,3	0	0,0	0	0,0	0	0,0	NE			NE	NE	NE	NE	NE	NE	NE	NE	NE	NE	NE	NE	NE	NE	NE	NE	NE	NE	NE	NE
Eye disorders	Corneal epithelium defect	< 64 letters	281	44,5	1	0,4	284	45,4	1	0,4	1,01	Convergence criterion (GCONV=1E-8) satisfied.	0,06	16,24	0,000		Algorithm converged.	-0,010	0,010	1,01	Algorithm converged.	0,06	16,08	0,9940	1,0000	0,98	Algorithm converged.	0,06	15,74				
Eye disorders	Corneal epithelium defect	>= 64 letters	349	55,2	0	0,0	341	54,6	0	0,0	NE			NE	NE	NE	NE	NE	NE	NE	NE	NE	NE	NE	NE	NE	NE	NE	NE	NE	NE	NE	NE
Eye disorders	Corneal epithelium defect	Missing	2	0,3	0	0,0	0	0,0	0	0,0	NE			NE	NE	NE	NE	NE	NE	NE	NE	NE	NE	NE	NE	NE	NE	NE	NE	NE	NE	NE	NE
Eye disorders	Corneal erosion	< 64 letters	281	44,5	0	0,0	284	45,4	1	0,4	*	Quasi-complete separation of data points detected.				*	ERROR: The mean parameter is either invalid or at a limit of its range for some observations.				0,00	Algorithm converged.	0,00	NE	0,3199	0,0524	>999,99	Algorithm converged.	0,00	NE				
Eye disorders	Corneal erosion	>= 64 letters	349	55,2	3	0,9	341	54,6	3	0,9	2,95	Convergence criterion (GCONV=1E-8) satisfied.	0,31	28,47	0,006		Algorithm converged.	-0,006	0,017	2,93	Algorithm converged.	0,31	28,04	0,3276		0,94	Algorithm converged.	0,04	3,24				
Eye disorders	Corneal erosion	Missing	2	0,3	0	0,0	0	0,0	0	0,0	NE			NE	NE	NE	NE	NE	NE	NE	NE	NE	NE	NE	NE	NE	NE	NE	NE	NE	NE	NE	NE
Eye disorders	Corneal infiltrates	< 64 letters	281	44,5	0	0,0	284	45,4	0	0,0	NE			NE	NE	NE	NE	NE	NE	NE	NE	NE	NE	NE	NE	NE	NE	NE	NE	NE	NE	NE	NE
Eye disorders	Corneal infiltrates	>= 64 letters	349	55,2	1	0,3	341	54,6	0	0,0	*	Quasi-complete separation of data points detected.				*	WARNING: The relative Hessian convergence criterion of 49.7545983055 is greater than the limit of 0.0001. The convergence is questionable.				NE	Algorithm converged.	NE	NE	0,3229		NE	Algorithm converged.	NE	NE				
Eye disorders	Corneal infiltrates	Missing	2	0,3	0	0,0	0	0,0	0	0,0	NE			NE	NE	NE	NE	NE	NE	NE	NE	NE	NE

Eye disorders	Diabetic retinopathy	Missing	2	0,3	0	0,0	0	0,0	0	0,0	NE			NE	NE	NE	NE			NE	NE	NE	NE			NE	NE	NE	NE			NE	NE	NE
Eye disorders	Diplopia	< 64 letters	283	44,5	0	0,0	284	45,4	0	0,0	NE			NE	NE	NE	NE			NE	NE	NE	NE			NE	NE	NE	NE			NE	NE	NE
Eye disorders	Diplopia	>= 64 letters	349	55,2	1	0,3	361	54,6	0	0,0	NE	*	Quasi-complete separation of data points detected.	*	WARNING: The relative Hessian convergence criterion of 49.754598305 is greater than the limit of 0.0001. The convergence is questionable.			NE	Algorithm converged.	NE	NE	0,3229		NE	Algorithm converged.	NE	NE
Eye disorders	Diplopia	Missing	2	0,3	0	0,0	0	0,0	0	0,0	NE			NE	NE	NE	NE			NE	NE	NE	NE			NE	NE	NE	NE			NE	NE	NE
Eye disorders	Dry eye	< 64 letters	283	44,5	12	4,3	284	45,4	0	2,8	1,54		Convergence criterion (GCONV=1E-8) satisfied.	0,63	3,82	0,015		Algorithm converged.	-0,016	0,045	1,52	Algorithm converged.	0,67	3,85	0,3503	0,8886	0,66	Algorithm converged.	0,27	1,54
Eye disorders	Dry eye	>= 64 letters	349	55,2	7	2,0	361	54,6	0	1,5	1,38		Convergence criterion (GCONV=1E-8) satisfied.	0,43	4,38	0,005		Algorithm converged.	-0,014	0,025	1,37	Algorithm converged.	0,44	4,27	0,5891		0,71	Algorithm converged.	0,23	2,24
Eye disorders	Dry eye	Missing	2	0,3	0	0,0	0	0,0	0	0,0	NE			NE	NE	NE	NE			NE	NE	NE	NE			NE	NE	NE	NE			NE	NE	NE
Eye disorders	Eczema eyelids	< 64 letters	283	44,5	0	0,0	284	45,4	0	0,0	NE	*	Quasi-complete separation of data points detected.	*	ERROR: The mean parameter is either invalid or at a limit of its range for some observations.			NE	Algorithm converged.	NE	NE	0,000	Algorithm converged.	0,00	NE	0,3193	NE	>999,99	Algorithm converged.	0,00	NE
Eye disorders	Eczema eyelids	>= 64 letters	349	55,2	0	0,0	361	54,6	0	0,0	NE			NE	NE	NE	NE			NE	NE	NE	NE			NE	NE	NE	NE			NE	NE	NE
Eye disorders	Eczema eyelids	Missing	2	0,3	0	0,0	0	0,0	0	0,0	NE			NE	NE	NE	NE			NE	NE	NE	NE			NE	NE	NE	NE			NE	NE	NE
Eye disorders	Episcleritis	< 64 letters	283	44,5	0	0,0	284	45,4	0	0,0	NE			NE	NE	NE	NE			NE	NE	NE	NE			NE	NE	NE	NE			NE	NE	NE
Eye disorders	Episcleritis	>= 64 letters	349	55,2	1	0,3	361	54,6	0	0,0	NE	*	Quasi-complete separation of data points detected.	*	WARNING: The relative Hessian convergence criterion of 49.754598305 is greater than the limit of 0.0001. The convergence is questionable.			NE	Algorithm converged.	NE	NE	0,3229		NE	Algorithm converged.	NE	NE
Eye disorders	Episcleritis	Missing	2	0,3	0	0,0	0	0,0	0	0,0	NE			NE	NE	NE	NE			NE	NE	NE	NE			NE	NE	NE	NE			NE	NE	NE
Eye disorders	Erythema of eyelid	< 64 letters	283	44,5	1	0,4	284	45,4	0	0,0	NE	*	Quasi-complete separation of data points detected.	*	WARNING: Negative of Hessian not positive definite.			NE	Algorithm converged.	NE	NE	0,3147	NE	NE	Algorithm converged.	NE	NE
Eye disorders	Erythema of eyelid	>= 64 letters	349	55,2	0	0,0	361	54,6	0	0,0	NE			NE	NE	NE	NE			NE	NE	NE	NE			NE	NE	NE	NE			NE	NE	NE
Eye disorders	Erythema of eyelid	Missing	2	0,3	0	0,0	0	0,0	0	0,0	NE			NE	NE	NE	NE			NE	NE	NE	NE			NE	NE	NE	NE			NE	NE	NE
Eye disorders	Eye discharge	< 64 letters	283	44,5	0	0,0	284	45,4	0	0,0	NE	*	Quasi-complete separation of data points detected.	*	ERROR: The mean parameter is either invalid or at a limit of its range for some observations.						0,00	Algorithm converged.	0,00	NE	0,3193	0,0977	>999,99	Algorithm converged.	0,00	NE
Eye disorders	Eye discharge	>= 64 letters	349	55,2	1	0,3	361	54,6	0	0,0	NE	*	Quasi-complete separation of data points detected.	*	WARNING: The relative Hessian convergence criterion of 53.071571525 is greater than the limit of 0.0001. The convergence is questionable.			NE	Algorithm converged.	NE	NE	0,3229		NE	Algorithm converged.	NE	NE
Eye disorders	Eye discharge	Missing	2	0,3	0	0,0	0	0,0	0	0,0	NE			NE	NE	NE	NE			NE	NE	NE	NE			NE	NE	NE	NE			NE	NE	NE
Eye disorders	Eye haemorrhage	< 64 letters	283	44,5	0	0,0	284	45,4	0	0,0	NE	*	Quasi-complete separation of data points detected.	*	ERROR: The mean parameter is either invalid or at a limit of its range for some observations.						0,00	Algorithm converged.	0,00	NE	0,3199	0,0977	>999,99	Algorithm converged.	0,00	NE
Eye disorders	Eye haemorrhage	>= 64 letters	349	55,2	1	0,3	361	54,6	0	0,0	NE	*	Quasi-complete separation of data points detected.	*	WARNING: Negative of Hessian not positive definite.			NE	Algorithm converged.	NE	NE	0,3229		NE	Algorithm converged.	NE	NE
Eye disorders	Eye haemorrhage	Missing	2	0,3	0	0,0	0	0,0	0	0,0	NE			NE	NE	NE	NE			NE	NE	NE	NE			NE	NE	NE	NE			NE	NE	NE
Eye disorders	Eye irritation	< 64 letters	283	44,5	0	0,0	284	45,4	0	1,1	1,00	*	Quasi-complete separation of data points detected.	*	ERROR: The mean parameter is either invalid or at a limit of its range for some observations.						0,00	Algorithm converged.	0,00	NE	0,3864	0,0524	>999,99	Algorithm converged.	0,00	NE
Eye disorders	Eye irritation	>= 64 letters	349	55,2	2	0,6	361	54,6	1	0,8	1,56		Convergence criterion (GCONV=1E-8) satisfied.	0,18	21,71	0,003		Algorithm converged.	-0,007	0,010	1,95	Algorithm converged.	0,18	21,45	0,5708		0,51	Algorithm converged.	0,05	7,62
Eye disorders	Eye irritation	Missing	2	0,3	0	0,0	0	0,0	0	0,0	NE			NE	NE	NE	NE			NE	NE	NE	NE			NE	NE	NE	NE			NE	NE	NE
Eye disorders	Eye movement disorder	< 64 letters	283	44,5	0	0,0	284	45,4	0	0,0	NE	*	Quasi-complete separation of data points detected.	*	ERROR: The mean parameter is either invalid or at a limit of its range for some observations.						0,00	Algorithm converged.	0,00	NE	0,3199	NE	>999,99	Algorithm converged.	0,00	NE
Eye disorders	Eye movement disorder	>= 64 letters	349	55,2	0	0,0	361	54,6	0	0,0	NE			NE	NE	NE	NE			NE	NE	NE	NE			NE	NE	NE	NE			NE	NE	NE
Eye disorders	Eye movement disorder	Missing	2	0,3	0	0,0	0	0,0	0	0,0	NE			NE	NE	NE	NE			NE	NE	NE	NE			NE	NE	NE	NE			NE	NE	NE
Eye disorders	Eye pain	< 64 letters	283	44,5	6	2,1	284	45,4	13	3,8	0,56		Convergence criterion (GCONV=1E-8) satisfied.	0,20	1,48	-0,017		Algorithm converged.	-0,045	9,011	0,55	Algorithm converged.	0,21	1,47	0,2270	0,7553	1,81	Algorithm converged.	0,68	4,84
Eye disorders	Eye pain	>= 64 letters	349	55,2	9	2,6	361	54,6	13	3,8	0,67		Convergence criterion (GCONV=1E-8) satisfied.	0,28	1,58	-0,012		Algorithm converged.	-0,030	0,010	0,68	Algorithm converged.	0,23	1,54	0,3528		1,48	Algorithm converged.	0,84	5,41
Eye disorders	Eye pain	Missing	2	0,3	1	50,0	0	0,0	0	0,0	NE			NE	NE	NE	NE			NE	NE	NE	NE			NE	NE	NE	NE			NE	NE	NE
Eye disorders	Eye pruritus	< 64 letters	283	44,5	2	0,7	284	45,4	0	0,0	NE	*	Quasi-complete separation of data points detected.	*	WARNING: Negative of Hessian not positive definite.			NE	Algorithm converged.	NE	NE	0,3547	0,1188	NE	Algorithm converged.	NE	NE
Eye disorders	Eye pruritus	>= 64 letters	349	55,2	4	1,1	361	54,6	4	1,2	0,98		Convergence criterion (GCONV=1E-8) satisfied.	0,24	3,94	0,000		Algorithm converged.	-0,010	0,010	0,98	Algorithm converged.	0,23	3,88	0,9737		3,92	Algorithm converged.	0,24	4,04
Eye disorders	Eye pruritus	Missing	2	0,3	0	0,0	0	0,0	0	0,0	NE			NE	NE	NE	NE			NE	NE	NE	NE			NE	NE	NE	NE			NE	NE	NE
Eye disorders	Eye swelling	< 64 letters	283	44,5	1	0,4	284	45,4	0	0,0	NE	*	Quasi-complete separation of data points detected.	*	WARNING: Negative of Hessian not positive definite.			NE	Algorithm converged.	NE	NE	0,3147	NE	NE	Algorithm converged.	NE	NE
Eye disorders	Eye swelling	>= 64 letters	349	55,2	0	0,0	361	54,6	0	0,0	NE			NE	NE	NE	NE			NE	NE	NE	NE			NE	NE	NE	NE			NE	NE	NE
Eye disorders	Eye swelling	Missing	2	0,3	0	0,0	0	0,0	0	0,0	NE			NE	NE	NE	NE			NE	NE	NE	NE			NE	NE	NE	NE			NE	NE	NE
Eye disorders	Eyelid irritation	< 64 letters	283	44,5	0	0,0	284	45,4	0	0,0	NE			NE	NE	NE	NE			NE	NE	NE	NE			NE	NE	NE	NE			NE	NE	NE
Eye disorders	Eyelid irritation	>= 64 letters	349	55,2	0	0,0	361	54,6	1	0,3	NE	*	Quasi-complete separation of data points detected.	*	ERROR: The mean parameter is either invalid or at a limit of its range for some observations.			NE	Algorithm converged.	NE	0,00	0,3117		>999,99	Algorithm converged.	0,00	NE
Eye disorders	Eyelid irritation	Missing	2	0,3	0	0,0	0	0,0	0	0,0	NE			NE	NE	NE	NE			NE	NE	NE	NE			NE	NE	NE	NE			NE	NE	NE
Eye disorders	Eyelid oedema	< 64 letters	283	44,5	0	0,0	284	45,4	0	0,0	NE			NE	NE	NE	NE			NE	NE	NE	NE			NE	NE	NE	NE			NE	NE	NE
Eye disorders	Eyelid oedema	>= 64 letters	349	55,2	2	0,6	361	54,6	0	0,0	NE	*	Quasi-complete separation of data points detected.	*	WARNING: Negative of Hessian not positive definite.			NE	Algorithm converged.	NE	NE	0,3618		NE	Algorithm converged.	NE	NE
Eye disorders	Eyelid oedema	Missing	2	0,3	0	0,0	0	0,0	0	0,0	NE			NE	NE	NE	NE			NE	NE	NE	NE			NE	NE	NE	NE			NE	NE	NE
Eye disorders	Eyelid pain	< 64 letters	283	44,5	0	0,0	284	45,4	0	0,0	NE			NE	NE	NE	NE			NE	NE	NE	NE			NE	NE	NE	NE			NE	NE	NE
Eye disorders	Eyelid pain	>= 64 letters	349	55,2	1	0,3	361	54,6	0	0,0	NE	*	Quasi-complete separation of data points detected.	*	WARNING: The relative Hessian convergence criterion of 49.754598305 is greater than the limit of 0.0001. The convergence is questionable.			NE	Algorithm converged.	NE	NE	0,3229		NE	Algorithm converged.	NE	NE
Eye disorders	Eyelid pain	Missing	2	0,3	0	0,0	0	0,0	0	0,0	NE			NE	NE	NE	NE			NE	NE	NE	NE			NE	NE	NE	NE			NE	NE	NE
Eye disorders	Eyelid ptosis	< 64 letters	283	44,5	0	0,0	284	45,4	0	0,0	NE			NE	NE	NE	NE			NE	NE	NE	NE			NE	NE	NE	NE			NE	NE	NE
Eye disorders	Eyelid ptosis	>= 64 letters	349	55,2	0	0,0	361	54,6	0	0,0	NE	*	Quasi-complete separation of data points detected.	*	ERROR: The mean parameter is either invalid or at a limit of its range for some observations.			NE	Algorithm converged.	NE	0,00	0,3117		>999,99	Algorithm converged.	0,00	NE
Eye disorders	Eyelid ptosis	Missing	2	0,3	0	0,0	0	0,0	0	0,0	NE			NE	NE	NE	NE			NE	NE	NE	NE			NE	NE	NE	NE			NE	NE	NE
Eye disorders	Foreign body sensation in eyes	< 64 letters	283	44,5	1	0,4	284	45,4	1	0,4	1,01		Convergence criterion (GCONV=1E-8) satisfied.	0,06	16,24	0,000		Algorithm converged.	-0,010	0,010	1,01	Algorithm converged.	0,06	16,08	0,9940	1,0000	0,98	Algorithm converged.	0,06	15,74
Eye disorders	Foreign body sensation in eyes	>= 64 letters	349	55,2	0	0,0	361	54,6	0	0,0	NE			NE	NE	NE	NE			NE	NE	NE	NE			NE	NE	NE	NE			NE	NE	NE
Eye disorders	Foreign body sensation in eyes	Missing	2	0,3	0	0,0	0	0,0	0	0,0	NE			NE	NE	NE	NE			NE	NE	NE	NE			NE	NE	NE	NE			NE	NE	NE
Eye disorders	Glare	< 64 letters	283	44,5	0	0,0	284	45,4	0	0,0	NE			NE	NE	NE	NE			NE	NE	NE	NE			NE	NE	NE	NE			NE	NE	NE
Eye disorders	Glare	>= 64 letters	349	55,2	0	0,0	361	54,6	1	0,3	NE	*	Quasi-complete separation of data points detected.	*	ERROR: The mean parameter is either invalid or at a limit of its range for some observations.			NE	Algorithm converged.	NE	0,00	0,3117		>999,99	Algorithm converged.	0,00	NE
Eye disorders	Glare	Missing	2	0,3	0	0,0	0	0,0	0	0,0	NE			NE	NE	NE	NE			NE	NE	NE	NE			NE	NE	NE	NE			NE	NE	NE
Eye disorders	Glaucoma	< 64 letters	283	44,5	1	0,4	284	45,4	0	0,7	0,50		Convergence criterion (GCONV=1E-8) satisfied.	0,05	5,59	-0,003		Algorithm converged.	-0,015	9,008	0,51	Algorithm converged.	0,05	5,54	0,5632	0,1409	1,56	Algorithm converged.	0,18	21,72
Eye disorders	Glaucoma	>= 64 letters	349	55,2	0	0,0	361	54,6	4	1,2	NE	*	Quasi-complete separation of data points detected.	*	ERROR: The mean parameter is either invalid or at a limit of its range for some observations.			NE	Algorithm converged.	NE	0,00	0,3117		>999,99	Algorithm converged.	0,00	NE
Eye disorders	Glaucoma	Missing	2	0,3	0	0,0	0	0,0	0	0,0	NE			NE	NE	NE	NE			NE	NE	NE	NE			NE	NE	NE	NE			NE	NE	NE
Eye disorders	Glaucomatous optic disc atrophy	< 64 letters	283	44,5	1	0,4	284	45,4	0	0,0	NE	*	Quasi-complete separation of data points detected.	*	WARNING: Negative of Hessian not positive definite.			NE	Algorithm converged.	NE	NE	0,3147	NE	NE	Algorithm converged.	NE	NE
Eye disorders	Glaucomatous optic disc atrophy	>= 64 letters	349	55,2	0	0,0	361	54,6	0	0,0	NE			NE	NE	NE	NE			NE	NE	NE	NE			NE	NE	NE	NE			NE	NE	NE
Eye disorders	Glaucomatous optic disc atrophy	Missing	2	0,3	0	0,0	0	0,0	0	0,0	NE			NE	NE	NE	NE			NE	NE	NE	NE			NE	NE	NE	NE			NE	NE	NE
Eye disorders	Hyaloid asteroid	< 64 letters	283	44,5	0	0,0	284	45,4	1	0,4	NE	*	Quasi-complete separation of data points detected.	*	ERROR: The mean parameter is either invalid or at a limit of its range for some observations.						0,00	Algorithm converged.	0,00	NE	0,3199	NE	>999,99	Algorithm converged.	0,00	NE
Eye disorders	Hyaloid asteroid	>= 64 letters	349	55,2	0	0,0	361	54,6	0	0,0	NE			NE	NE	NE	NE			NE	NE	NE	NE			NE	NE	NE	NE			NE	NE	NE
Eye disorders	Hyaloid asteroid	Missing	2	0,3	0	0,0	0	0,0	0	0,0	NE			NE	NE	NE	NE			NE	NE	NE	NE			NE	NE	NE	NE			NE	NE	NE
Eye disorders	Iridocyclitis	< 64 letters	283	44,5	1	0,4	284	45,4	0	0,0	NE	*	Quasi-complete separation of data points detected.	*	WARNING: Negative of Hessian not positive definite.			NE	Algorithm converged.	NE	NE	0,3147	0,4016	NE	Algorithm converged.	NE	NE
Eye disorders	Iridocyclitis	>= 64 letters	349	55,2	2	0,6	361	54,6	1	0,3	1,00		Convergence criterion (GCONV=1E-8) satisfied.	0,18	21,71	0,003		Algorithm converged.	-0,007	0,010	1,95	Algorithm converged.	0,18	21,45	0,5708		0,51	Algorithm converged.	0,05	5,62
Eye disorders	Iridocyclitis	Missing	2	0,3	0	0,0	0	0,0	0	0,0	NE			NE	NE	NE	NE			NE	NE	NE	NE			NE	NE	NE	NE			NE	NE	NE
Eye disorders	Iris adhesions	< 64 letters	283	44,5	0	0,0	284	45,4	0	0,0	NE			NE	NE	NE	NE			NE	NE	NE	NE			NE	NE	NE	NE			NE	NE	NE
Eye disorders	Iris adhesions	>= 64 letters	349	55,2	0	0,0	361	54,6	0	0,0	NE	*	Quasi-complete separation of data points detected.	*	ERROR: The mean parameter is either invalid or at a limit of its range for some observations.						0,00	Algorithm converged.	0,00	NE	0,3223		>999,99	Algorithm converged.	0,00	NE
Eye disorders	Iris adhesions	Missing	2	0,3	0	0,0	0	0,0	0	0,0	NE			NE	NE	NE	NE			NE	NE	NE	NE			NE	NE	NE	NE			NE	NE	NE
Eye disorders	Iritis	< 64 letters	283	44,5	1	0,4	284	45,4	1	0,4	1,01		Convergence criterion (GCONV=1E-8) satisfied.	0,06	16,24	0,000		Algorithm converged.	-0,010	0,010	1,01	Algorithm converged.	0,06	16,08	0,9940	0,7229	0,98	Algorithm converged.	0,06	15,74
Eye disorders	Iritis	>= 64 letters	349	55,2	2	0,6	361	54,6	1	0,3	1,00		Convergence criterion (GCONV=1E-8) satisfied.	0,18	21,71	0,003		Algorithm converged.	-0,007	0,010	1,95	Algorithm converged.	0,18	21,45	0,5708		0,51	Algorithm converged.	0,05	5,62
Eye disorders	Iritis	Missing	2	0,3	0	0,0	0	0,0	0	0,0	NE			NE	NE	NE	NE			NE	NE	NE	NE			NE	NE	NE	NE			NE	NE	NE
Eye disorders	Keratic precipitates	< 64 letters	283	44,5	1	0,4	284	45,4	0	0,0	NE	*	Quasi-complete separation of data points detected.	*	WARNING: Negative of Hessian not positive definite.			NE	Algorithm converged.	NE	NE	0,3147	NE	NE	Algorithm converged.	NE	NE
Eye disorders	Keratic precipitates	>= 64 letters	349	55,2	0	0,0	361	54,6	0	0,0	NE			NE	NE	NE	NE			NE	NE	NE	NE			NE	NE	NE	NE			NE	NE	NE
Eye disorders	Keratic precipitates	Missing	2	0,3	0	0,0	0	0,0	0	0,0	NE			NE	NE	NE	NE			NE	NE	NE	NE			NE	NE	NE	NE			NE	NE	NE
Eye disorders	Keratitis	< 64 letters	283	44,5	1	0,4	284	45,4	1	0,4	1,01		Convergence criterion (GCONV=1E-8) satisfied.	0,06	16,24	0,000		Algorithm converged.	-0,010	0,010	1,01	Algorithm converged.	0,06	16,08	0,9940	0,1929	0,98	Algorithm converged.	0,06	15,74
Eye disorders	Keratitis	>= 64 letters	349	55,2	2	0,6	361	54,6	0	0,0	NE	*	Quasi-complete separation of data points detected.	*	WARNING: Negative of Hessian not positive definite.			NE	Algorithm converged.	NE	NE	0,3618		NE	Algorithm converged.	NE	NE
Eye disorders	Keratitis	Missing	2	0,3	0	0,0	0	0,0	0	0,0	NE			NE	NE	NE	NE			NE	NE	NE	NE			NE	NE	NE	NE			NE	NE	NE
Eye disorders	Lacrimation increased	< 64 letters	283	44,5	3	1,1	284	45,4	1	0,4	1,01		Convergence criterion (GCONV=1E-8) satisfied.	0,32	29,53	0,007		Algorithm converged.	-0,007	0,010	1,03	Algorithm converged.	0,30	28,91	0,2107	0,5294	0,72	Algorithm converged.	0,26	3,60
Eye disorders	Lacrimation increased	>= 64 letters	349	55,2	4	1,1	361	54,6	3	0,8	1,31		Convergence criterion (GCONV=1E-8) satisfied.	0,23	29,53	0,003		Algorithm converged.	-0,012	0,010	1,30	Algorithm converged.	0,21	29,79	0,7272		0,97	Algorithm converged.	0,17	2,40
Eye disorders	Lacrimation increased	Missing	2	0,3	0	0,0	0	0,0	0	0,0	NE			NE	NE	NE	NE			NE	NE	NE	NE			NE	NE	NE	NE			NE	NE	NE
Eye disorders	Lenticular opacities	< 64 letters	283	44,5	1	0,4	284	45,4	1	0,4	1,01		Convergence criterion (GCONV=1E-8) satisfied.	0,06	16,24	0,000		Algorithm converged.	-0,010	0,010	1,01	Algorithm converged.	0,06	16,08	0,9940	0,3112	0,98	Algorithm converged.	0,06	15,74
Eye disorders	Lenticular opacities	>= 64 letters	349	55,2	1	0,3	361	54,6	0	0,0	NE	*	Quasi-complete separation of data points detected.	*	WARNING: The relative Hessian convergence criterion of 49.754598305 is greater than the limit of 0.0001. The convergence is questionable.			NE	Algorithm converged.	NE	NE	0,3229		NE	Algorithm converged.	NE	NE
Eye disorders	Lenticular opacities	Missing	2	0,3	0	0,0	0	0,0	0	0,0	NE			NE	NE	NE	NE			NE	NE	NE	NE			NE	NE	NE	NE			NE	NE	NE
Eye disorders	Macular detachment	< 64 letters	283	44,5	0	0,0	284	45,4	0	0,0	NE			NE	NE	NE	NE			NE	NE	NE	NE			NE	NE	NE	NE			NE	NE	NE
Eye disorders	Macular detachment	>= 64 letters	349	55,2	1	0,3	361	54,6	0	0,0	NE	*	Quasi-complete separation of data points detected.	*	WARNING: The relative Hessian convergence criterion of 49.754598305 is greater than the limit of 0.0001. The convergence is questionable.			NE	Algorithm converged.	NE	NE	0,3229		NE	Algorithm converged.	NE	NE
Eye disorders	Macular detachment	Missing	2	0,3	0	0,0	0	0,0	0	0,0	NE			NE	NE	NE	NE			NE	NE	NE	NE			NE	NE	NE	NE			NE	NE	NE
Eye disorders	Macular fibrosis	< 64 letters	283	44,5	3	1,1	284	45,4	2	2,1	0,50		Convergence criterion (GCONV=1E-8) satisfied.	0,12	9,02	-0,010		Algorithm converged.	-0,031	9,010	0,51	Algorithm converged.	0,13	2,00	0,3216	0,5040	1,98	Algorithm converged.	0,50	7,83
Eye disorders	Macular fibrosis	>= 64 letters	349	55,2	4	1,1	361	54,6	2	2,1	0,67		Convergence criterion (GCONV=1E-8) satisfied.	0,07	9,010	0,000		Algorithm converged.	-0,010	0,010	0,68	Algorithm converged.	0,07	1,99	0,9737		1,49	Algorithm converged.	0,14	4,47
Eye disorders	Macular fibrosis	Missing	2	0,3	0	0,0	0	0,0	0	0,0	NE			NE	NE	NE	NE			NE	NE	NE	NE			NE	NE	NE	NE			NE	NE	NE
Eye disorders	Macular hole	< 64 letters	283	44,5	0	0,0	284	45,4	0	0,0	NE	*	Quasi-complete separation of data points detected.	*	ERROR: The mean parameter is either invalid or at a limit of its range for some observations.						0,00	Algorithm converged.	0,00	NE	0,3199	NE	>999,99	Algorithm converged.	0,00	NE
Eye disorders	Macular hole	>= 64 letters	349	55,2	0	0,0	361	54,6	0	0,0	NE			NE	NE	NE	NE			NE	NE	NE	NE			NE	NE	NE	NE			NE	NE	NE
Eye disorders	Macular hole	Missing	2	0,3	0	0,0	0	0,0	0	0,0	NE			NE	NE	NE	NE			NE	NE	NE	NE			NE	NE	NE	NE			NE	NE	NE
Eye disorders	Macular ischaemia	< 64 letters	283	44,5	0	0,0	284	45,4	0	0,0	NE			NE	NE	NE	NE			NE	NE	NE	NE			NE	NE	NE	NE			NE	NE	NE
Eye disorders	Macular ischaemia	>= 64 letters	349	55,2	1	0,3	361	54,6	0	0,0	NE	*	Quasi-complete separation of data points detected.	*	WARNING: The relative Hessian convergence criterion of 49.754598305 is greater than the limit of 0.0001. The convergence is questionable.			NE	Algorithm converged.	NE	NE	0,3229		NE	Algorithm converged.	NE	NE
Eye disorders	Macular ischaemia	Missing	2	0,3	0	0,0	0	0,0	0	0,0	NE			NE	NE	NE	NE			NE	NE	NE	NE			NE	NE	NE	NE			NE	NE	NE
Eye disorders	Macular oedema	< 64 letters	283	44,5	3	1,1	284	45,4	0	0,0	NE	*	Quasi-complete separation of data points detected.	*	WARNING: Negative of Hessian not positive definite.			NE	Algorithm converged.	NE	NE	0,3811	0,0329	NE	Algorithm converged.	NE	NE
Eye disorders	Macular oedema	>= 64 letters	349	55,2	5	1,4	361	54,6	2	2,5	0,69		Convergence criterion (GCONV=1E-8) satisfied.	0,22	2,21	-0,006		Algorithm converged.	-0,026	0,010	0,70	Algorithm converged.	0,23	2,18	0,5336		1,43	Algorithm converged.	0,46	4,47
Eye disorders	Macular oedema	Missing	2	0,3	0	0,0	0	0,0	0	0,0	NE			NE	NE	NE	NE			NE	NE	NE	NE			NE	NE	NE	NE			NE	NE	NE
Eye disorders	Macular thickening	< 64 letters	283	44,5	0	0,0	284	45,4	0	0,0	NE			NE	NE	NE	NE			NE	NE	NE	NE			NE	NE	NE	NE			NE	NE	NE
Eye disorders	Macular thickening	>= 64 letters	349	55,2	0	0,0	361	54,6	2	0,6	NE	*	Quasi-complete separation of data points detected.	*	ERROR: Error in computing the link function, its derivatives, or the variance function.						0,00	Algorithm converged.	0,00	NE	0,1522		>999,99	Algorithm converged.	0,00	NE
Eye disorders	Macular thickening	Missing	2	0,3	0	0,0	0	0,0	0	0,0	NE			NE	NE	NE	NE			NE	NE	NE	NE			NE	NE	NE	NE			NE	NE	NE
Eye disorders	Meibomianitis	< 64 letters	283	44,5	2	0,7	284	45,4	0	0,0	NE	*	Quasi-complete separation of data points detected.	*	WARNING: Negative of Hessian not positive definite.			NE	Algorithm converged.	NE	NE	0,3547	NE	NE	Algorithm converged.	NE	NE
Eye disorders	Meibomianitis	>= 64 letters	349	55,2	0	0,0	361	54,6	0	0,0	NE			NE	NE	NE	NE			NE	NE	NE	NE			NE	NE	NE	NE			NE	NE	NE
Eye disorders	Meibomianitis	Missing	2	0,3	0	0,0	0	0,0	0	0,0	NE			NE	NE	NE	NE			NE	NE	NE	NE			NE	NE	NE	NE			NE	NE	NE
Eye disorders	Ocular discomfort	< 64 letters	283	44,5	0	0,0	284	45,4	0	0,0	NE			NE	NE	NE	NE			NE	NE	NE	NE			NE	NE	1,0000	NE			NE	NE	NE
Eye disorders	Ocular discomfort	>= 64 letters	349	55,2	4	1,1

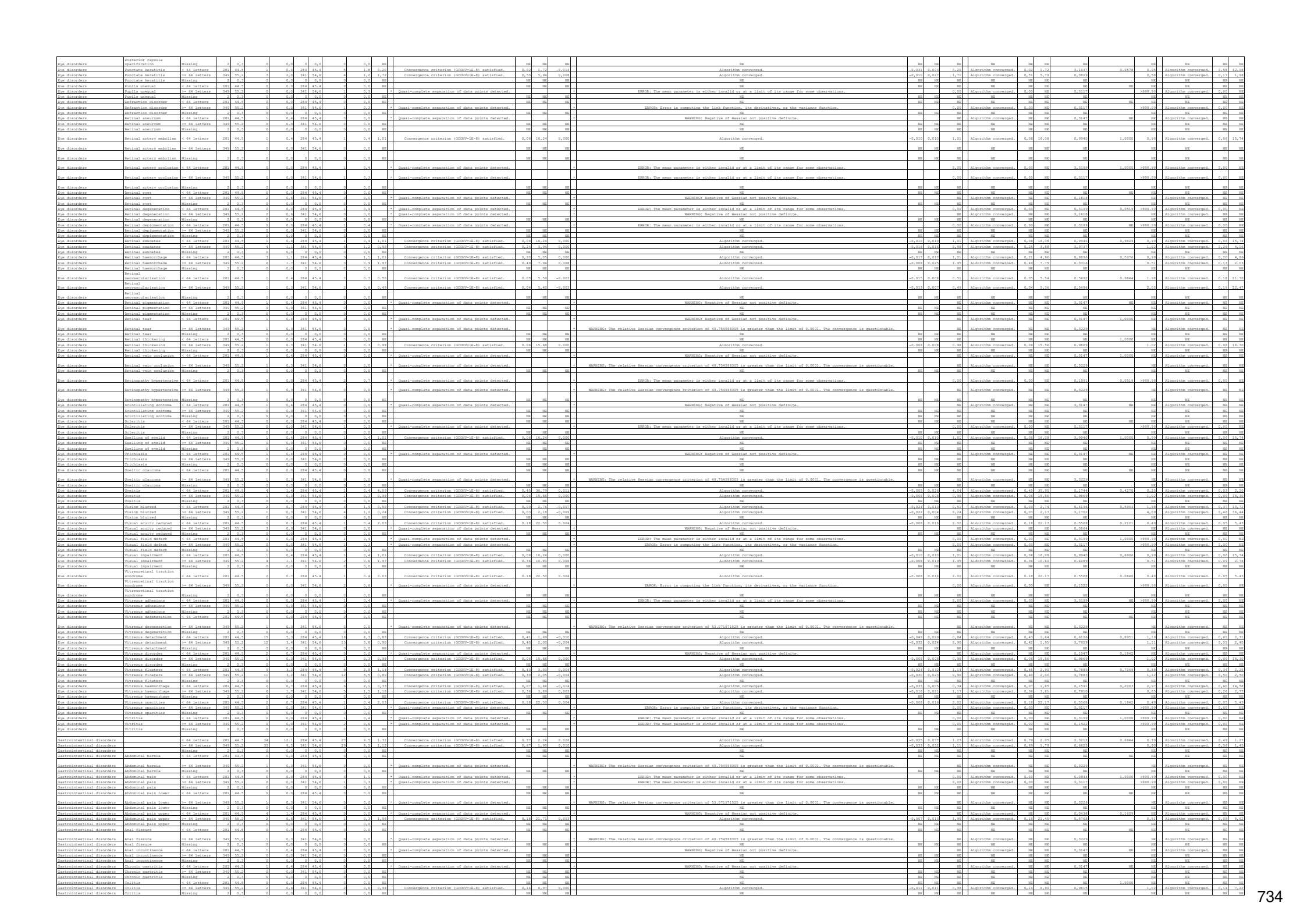

| | | |

| | | |

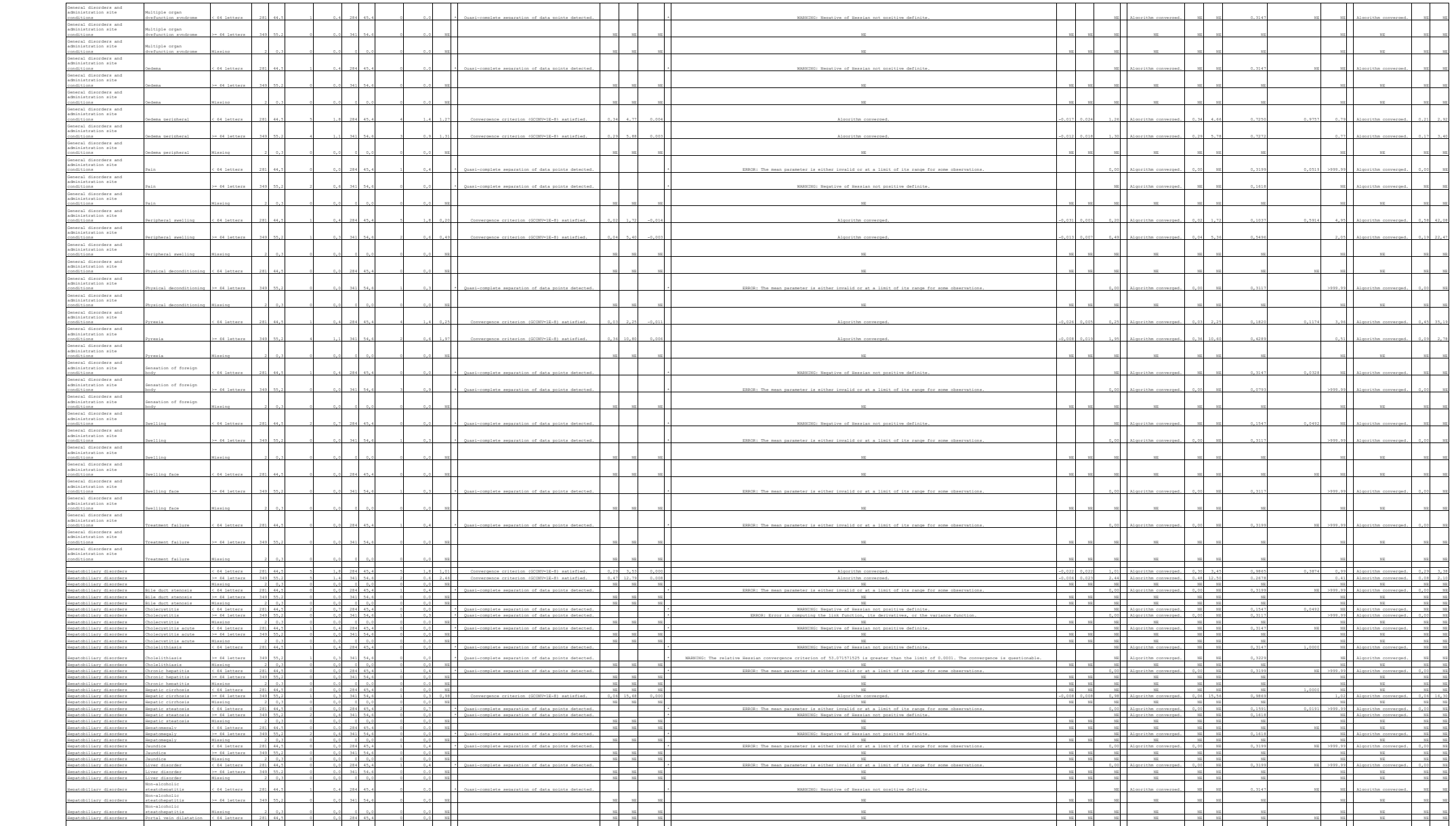

Immune system disorders	Seasonal allergy	Missing	2	0,3	0	0,0	0	0,0	0	0,0	NE			NE	NE	NE		NE	NE	NE	NE		NE	NE	NE	NE		NE		NE	NE	NE
Infections and infestations		< 64 letters	281	44,5	70	24,9	284	45,4	114	40,1	0,49		Convergence criterion (GCONV=1E-8) satisfied.	0,35	0,71	-0,152		Algorithm converged.	-0,229	-0,076	0,62		Algorithm converged.	0,48	0,80	0,0001	0,0217	1,61		Algorithm converged.	1,26	2,06
Infections and infestations		>= 64 letters	349	55,2	103	29,5	341	54,6	110	32,3	0,88		Convergence criterion (GCONV=1E-8) satisfied.	0,64	1,21	-0,027		Algorithm converged.	-0,096	0,041	0,91		Algorithm converged.	0,73	1,14	0,4355		1,09		Algorithm converged.	0,87	1,37
Infections and infestations		Missing	2	0,3	0	0,0	0	0,0	0	0,0	NE			NE	NE	NE		NE	NE	NE	NE		NE	NE	NE	NE		NE		NE	NE	NE
Infections and infestations	Abdominal abscess	< 64 letters	281	44,5	0	0,0	284	45,4	0	0,0	NE			NE	NE	NE		NE	NE	NE	NE		NE	NE	NE	NE	NE	NE		NE	NE	NE
Infections and infestations	Abdominal abscess	>= 64 letters	349	55,2	1	0,3	341	54,6	0	0,0		*	Quasi-complete separation of data points detected.				*	WARNING: The relative Hessian convergence criterion of 53.071571525 is greater than the limit of 0.0001. The convergence is questionable.			NE		Algorithm converged.	NE	NE	0,3229		NE		Algorithm converged.	NE	NE
Infections and infestations	Abdominal abscess	Missing	2	0,3	0	0,0	0	0,0	0	0,0	NE			NE	NE	NE		NE	NE	NE	NE		NE	NE	NE	NE		NE		NE	NE	NE
Infections and infestations	Abscess jaw	< 64 letters	281	44,5	0	0,0	284	45,4	0	0,0	NE			NE	NE	NE		NE	NE	NE	NE		NE	NE	NE	NE	NE	NE		NE	NE	NE
Infections and infestations	Abscess jaw	>= 64 letters	349	55,2	0	0,0	341	54,6	1	0,3		*	Quasi-complete separation of data points detected.				*	ERROR: Error in computing the link function, its derivatives, or the variance function.			0,00		Algorithm converged.	0,00	NE	0,3117		>999.99		Algorithm converged.	0,00	NE
Infections and infestations	Abscess jaw	Missing	2	0,3	0	0,0	0	0,0	0	0,0	NE			NE	NE	NE		NE	NE	NE	NE		NE	NE	NE	NE		NE		NE	NE	NE
Infections and infestations	Abscess limb	< 64 letters	281	44,5	0	0,0	284	45,4	1	0,4		*	Quasi-complete separation of data points detected.				*	ERROR: The mean parameter is either invalid or at a limit of its range for some observations.			0,00		Algorithm converged.	0,00	NE	0,3199	1,0000	>999.99		Algorithm converged.	0,00	NE
Infections and infestations	Abscess limb	>= 64 letters	349	55,2	0	0,0	341	54,6	1	0,3		*	Quasi-complete separation of data points detected.				*	ERROR: The mean parameter is either invalid or at a limit of its range for some observations.			0,00		Algorithm converged.	0,00	NE	0,3117		>999.99		Algorithm converged.	0,00	NE
Infections and infestations	Abscess limb	Missing	2	0,3	0	0,0	0	0,0	0	0,0	NE			NE	NE	NE		NE	NE	NE	NE		NE	NE	NE	NE		NE		NE	NE	NE
Infections and infestations	Acute sinusitis	< 64 letters	281	44,5	0	0,0	284	45,4	2	0,7		*	Quasi-complete separation of data points detected.				*	ERROR: The mean parameter is either invalid or at a limit of its range for some observations.			0,00		Algorithm converged.	0,00	NE	0,1591	0,0519	>999.99		Algorithm converged.	0,00	NE
Infections and infestations	Acute sinusitis	>= 64 letters	349	55,2	1	0,3	341	54,6	0	0,0		*	Quasi-complete separation of data points detected.				*	WARNING: The relative Hessian convergence criterion of 49.754598305 is greater than the limit of 0.0001. The convergence is questionable.			NE		Algorithm converged.	NE	NE	0,3229		NE		Algorithm converged.	NE	NE
Infections and infestations	Acute sinusitis	Missing	2	0,3	0	0,0	0	0,0	0	0,0	NE			NE	NE	NE		NE	NE	NE	NE		NE	NE	NE	NE		NE		NE	NE	NE
Infections and infestations	Adenoviral conjunctivitis	< 64 letters	281	44,5	0	0,0	284	45,4	1	0,4		*	Quasi-complete separation of data points detected.				*	ERROR: The mean parameter is either invalid or at a limit of its range for some observations.			0,00		Algorithm converged.	0,00	NE	0,3199	0,4153	>999.99		Algorithm converged.	0,00	NE
Infections and infestations	Adenoviral conjunctivitis	>= 64 letters	349	55,2	1	0,3	341	54,6	2	0,6	0,49		Convergence criterion (GCONV=1E-8) satisfied.	0,04	5,40	-0,003		Algorithm converged.	-0,013	0,007	0,49		Algorithm converged.	0,04	5,36	0,5496		2,05		Algorithm converged.	0,19	22,47
Infections and infestations	Adenoviral conjunctivitis	Missing	2	0,3	0	0,0	0	0,0	0	0,0	NE			NE	NE	NE		NE	NE	NE	NE		NE	NE	NE	NE		NE		NE	NE	NE
Infections and infestations	Anal abscess	< 64 letters	281	44,5	0	0,0	284	45,4	1	0,4		*	Quasi-complete separation of data points detected.				*	ERROR: The mean parameter is either invalid or at a limit of its range for some observations.			0,00		Algorithm converged.	0,00	NE	0,3199	NE	>999.99		Algorithm converged.	0,00	NE
Infections and infestations	Anal abscess	>= 64 letters	349	55,2	0	0,0	341	54,6	0	0,0	NE			NE	NE	NE		NE	NE	NE	NE		NE	NE	NE	NE		NE		NE	NE	NE
Infections and infestations	Anal abscess	Missing	2	0,3	0	0,0	0	0,0	0	0,0	NE			NE	NE	NE		NE	NE	NE	NE		NE	NE	NE	NE		NE		NE	NE	NE
Infections and infestations	Arthritis bacterial	< 64 letters	281	44,5	0	0,0	284	45,4	0	0,0	NE			NE	NE	NE		NE	NE	NE	NE		NE	NE	NE	NE	NE	NE		NE	NE	NE
Infections and infestations	Arthritis bacterial	>= 64 letters	349	55,2	0	0,0	341	54,6	1	0,3		*	Quasi-complete separation of data points detected.				*	ERROR: Error in computing the link function, its derivatives, or the variance function.			0,00		Algorithm converged.	0,00	NE	0,3117		>999.99		Algorithm converged.	0,00	NE
Infections and infestations	Arthritis bacterial	Missing	2	0,3	0	0,0	0	0,0	0	0,0	NE			NE	NE	NE		NE	NE	NE	NE		NE	NE	NE	NE		NE		NE	NE	NE
Infections and infestations	Bronchitis	< 64 letters	281	44,5	5	1,8	284	45,4	9	3,2	0,55		Convergence criterion (GCONV=1E-8) satisfied.	0,18	1,67	-0,014		Algorithm converged.	-0,039	0,012	0,56		Algorithm converged.	0,19	1,65	0,2885	0,1487	1,78		Algorithm converged.	0,60	5,25
Infections and infestations	Bronchitis	>= 64 letters	349	55,2	10	2,9	341	54,6	6	1,8	1,65		Convergence criterion (GCONV=1E-8) satisfied.	0,59	4,58	0,011		Algorithm converged.	-0,011	0,033	1,63		Algorithm converged.	0,60	4,43	0,3349		0,61		Algorithm converged.	0,23	1,67
Infections and infestations	Bronchitis	Missing	2	0,3	0	0,0	0	0,0	0	0,0	NE			NE	NE	NE		NE	NE	NE	NE		NE	NE	NE	NE		NE		NE	NE	NE
Infections and infestations	Bronchitis viral	< 64 letters	281	44,5	1	0,4	284	45,4	0	0,0		*	Quasi-complete separation of data points detected.				*	WARNING: Negative of Hessian not positive definite.			NE		Algorithm converged.	NE	NE	0,3147	0,0937	NE		Algorithm converged.	NE	NE
Infections and infestations	Bronchitis viral	>= 64 letters	349	55,2	0	0,0	341	54,6	1	0,3		*	Quasi-complete separation of data points detected.				*	ERROR: The mean parameter is either invalid or at a limit of its range for some observations.			0,00		Algorithm converged.	0,00	NE	0,3117		>999.99		Algorithm converged.	0,00	NE
Infections and infestations	Bronchitis viral	Missing	2	0,3	0	0,0	0	0,0	0	0,0	NE			NE	NE	NE		NE	NE	NE	NE		NE	NE	NE	NE		NE		NE	NE	NE
Infections and infestations	COVID-19	< 64 letters	281	44,5	3	1,1	284	45,4	5	1,8	0,60		Convergence criterion (GCONV=1E-8) satisfied.	0,14	2,54	-0,007		Algorithm converged.	-0,026	0,013	0,61		Algorithm converged.	0,15	2,51	0,4862	0,1302	1,65		Algorithm converged.	0,40	6,83
Infections and infestations	COVID-19	>= 64 letters	349	55,2	4	1,1	341	54,6	1	0,3	3,94		Convergence criterion (GCONV=1E-8) satisfied.	0,44	35,45	0,009		Algorithm converged.	-0,004	0,021	3,91		Algorithm converged.	0,44	34,79	0,1870		0,26		Algorithm converged.	0,03	2,28
Infections and infestations	COVID-19	Missing	2	0,3	0	0,0	0	0,0	0	0,0	NE			NE	NE	NE		NE	NE	NE	NE		NE	NE	NE	NE		NE		NE	NE	NE
Infections and infestations	Candida infection	< 64 letters	281	44,5	0	0,0	284	45,4	0	0,0	NE			NE	NE	NE		NE	NE	NE	NE		NE	NE	NE	NE	NE	NE		NE	NE	NE
Infections and infestations	Candida infection	>= 64 letters	349	55,2	0	0,0	341	54,6	1	0,3		*	Quasi-complete separation of data points detected.				*	ERROR: The mean parameter is either invalid or at a limit of its range for some observations.			0,00		Algorithm converged.	0,00	NE	0,3117		>999.99		Algorithm converged.	0,00	NE
Infections and infestations	Candida infection	Missing	2	0,3	0	0,0	0	0,0	0	0,0	NE			NE	NE	NE		NE	NE	NE	NE		NE	NE	NE	NE		NE		NE	NE	NE
Infections and infestations	Cellulitis	< 64 letters	281	44,5	4	1,4	284	45,4	7	2,5	0,57		Convergence criterion (GCONV=1E-8) satisfied.	0,17	1,97	-0,010		Algorithm converged.	-0,033	0,012	0,58		Algorithm converged.	0,17	1,95	0,3708	0,7405	1,73		Algorithm converged.	0,51	5,85
Infections and infestations	Cellulitis	>= 64 letters	349	55,2	4	1,1	341	54,6	9	2,6	0,43		Convergence criterion (GCONV=1E-8) satisfied.	0,13	1,40	-0,015		Algorithm converged.	-0,035	0,005	0,43		Algorithm converged.	0,14	1,40	0,1495		2,30		Algorithm converged.	0,72	7,41
Infections and infestations	Cellulitis	Missing	2	0,3	0	0,0	0	0,0	0	0,0	NE			NE	NE	NE		NE	NE	NE	NE		NE	NE	NE	NE		NE		NE	NE	NE
Infections and infestations	Cellulitis gangrenous	< 64 letters	281	44,5	0	0,0	284	45,4	1	0,4		*	Quasi-complete separation of data points detected.				*	ERROR: The mean parameter is either invalid or at a limit of its range for some observations.			0,00		Algorithm converged.	0,00	NE	0,3199	NE	>999.99		Algorithm converged.	0,00	NE
Infections and infestations	Cellulitis gangrenous	>= 64 letters	349	55,2	0	0,0	341	54,6	0	0,0	NE			NE	NE	NE		NE	NE	NE	NE		NE	NE	NE	NE		NE		NE	NE	NE
Infections and infestations	Cellulitis gangrenous	Missing	2	0,3	0	0,0	0	0,0	0	0,0	NE			NE	NE	NE		NE	NE	NE	NE		NE	NE	NE	NE		NE		NE	NE	NE
Infections and infestations	Cholecystitis infective	< 64 letters	281	44,5	0	0,0	284	45,4	0	0,0	NE			NE	NE	NE		NE	NE	NE	NE		NE	NE	NE	NE	NE	NE		NE	NE	NE
Infections and infestations	Cholecystitis infective	>= 64 letters	349	55,2	1	0,3	341	54,6	0	0,0		*	Quasi-complete separation of data points detected.				*	WARNING: The relative Hessian convergence criterion of 53.071571525 is greater than the limit of 0.0001. The convergence is questionable.			NE		Algorithm converged.	NE	NE	0,3229		NE		Algorithm converged.	NE	NE
Infections and infestations	Cholecystitis infective	Missing	2	0,3	0	0,0	0	0,0	0	0,0	NE			NE	NE	NE		NE	NE	NE	NE		NE	NE	NE	NE		NE		NE	NE	NE
Infections and infestations	Chorioretinitis	< 64 letters	281	44,5	1	0,4	284	45,4	0	0,0		*	Quasi-complete separation of data points detected.				*	WARNING: Negative of Hessian not positive definite.			NE		Algorithm converged.	NE	NE	0,3147	NE	NE		Algorithm converged.	NE	NE
Infections and infestations	Chorioretinitis	>= 64 letters	349	55,2	0	0,0	341	54,6	0	0,0	NE			NE	NE	NE		NE	NE	NE	NE		NE	NE	NE	NE		NE		NE	NE	NE
Infections and infestations	Chorioretinitis	Missing	2	0,3	0	0,0	0	0,0	0	0,0	NE			NE	NE	NE		NE	NE	NE	NE		NE	NE	NE	NE		NE		NE	NE	NE
Infections and infestations	Clostridium difficile colitis	< 64 letters	281	44,5	0	0,0	284	45,4	0	0,0	NE			NE	NE	NE		NE	NE	NE	NE		NE	NE	NE	NE	NE	NE		NE	NE	NE
Infections and infestations	Clostridium difficile colitis	>= 64 letters	349	55,2	0	0,0	341	54,6	1	0,3		*	Quasi-complete separation of data points detected.				*	ERROR: The mean parameter is either invalid or at a limit of its range for some observations.			0,00		Algorithm converged.	0,00	NE	0,3117		>999.99		Algorithm converged.	0,00	NE
Infections and infestations	Clostridium difficile colitis	Missing	2	0,3	0	0,0	0	0,0	0	0,0	NE			NE	NE	NE		NE	NE	NE	NE		NE	NE	NE	NE		NE		NE	NE	NE
Infections and infestations	Clostridium difficile infection	< 64 letters	281	44,5	1	0,4	284	45,4	0	0,0		*	Quasi-complete separation of data points detected.				*	WARNING: Negative of Hessian not positive definite.			NE		Algorithm converged.	NE	NE	0,3147	NE	NE		Algorithm converged.	NE	NE
Infections and infestations	Clostridium difficile infection	>= 64 letters	349	55,2	0	0,0	341	54,6	0	0,0	NE			NE	NE	NE		NE	NE	NE	NE		NE	NE	NE	NE		NE		NE	NE	NE
Infections and infestations	Clostridium difficile infection	Missing	2	0,3	0	0,0	0	0,0	0	0,0	NE			NE	NE	NE		NE	NE	NE	NE		NE	NE	NE	NE		NE		NE	NE	NE
Infections and infestations	Complicated appendicitis	< 64 letters	281	44,5	0	0,0	284	45,4	0	0,0	NE			NE	NE	NE		NE	NE	NE	NE		NE	NE	NE	NE	NE	NE		NE	NE	NE
Infections and infestations	Complicated appendicitis	>= 64 letters	349	55,2	0	0,0	341	54,6	1	0,3		*	Quasi-complete separation of data points detected.				*	ERROR: The mean parameter is either invalid or at a limit of its range for some observations.			0,00		Algorithm converged.	0,00	NE	0,3117		>999.99		Algorithm converged.	0,00	NE
Infections and infestations	Complicated appendicitis	Missing	2	0,3	0	0,0	0	0,0	0	0,0	NE			NE	NE	NE		NE	NE	NE	NE		NE	NE	NE	NE		NE		NE	NE	NE
Infections and infestations	Conjunctivitis	< 64 letters	281	44,5	5	1,8	284	45,4	8	2,8	0,63		Convergence criterion (GCONV=1E-8) satisfied.	0,20	1,93	-0,010		Algorithm converged.	-0,035	0,014	0,63		Algorithm converged.	0,21	1,91	0,4112	0,5860	1,58		Algorithm converged.	0,52	4,78
Infections and infestations	Conjunctivitis	>= 64 letters	349	55,2	6	1,7	341	54,6	6	1,8	0,98		Convergence criterion (GCONV=1E-8) satisfied.	0,31	3,06	0,000		Algorithm converged.	-0,020	0,019	0,98		Algorithm converged.	0,32	3,00	0,9677		1,02		Algorithm converged.	0,33	3,14
Infections and infestations	Conjunctivitis	Missing	2	0,3	0	0,0	0	0,0	0	0,0	NE			NE	NE	NE		NE	NE	NE	NE		NE	NE	NE	NE		NE		NE	NE	NE
Infections and infestations	Conjunctivitis bacterial	< 64 letters	281	44,5	0	0,0	284	45,4	0	0,0	NE			NE	NE	NE		NE	NE	NE	NE		NE	NE	NE	NE	NE	NE		NE	NE	NE
Infections and infestations	Conjunctivitis bacterial	>= 64 letters	349	55,2	0	0,0	341	54,6	1	0,3		*	Quasi-complete separation of data points detected.				*	ERROR: The mean parameter is either invalid or at a limit of its range for some observations.			0,00		Algorithm converged.	0,00	NE	0,3117		>999.99		Algorithm converged.	0,00	NE
Infections and infestations	Conjunctivitis bacterial	Missing	2	0,3	0	0,0	0	0,0	0	0,0	NE			NE	NE	NE		NE	NE	NE	NE		NE	NE	NE	NE		NE		NE	NE	NE
Infections and infestations	Conjunctivitis viral	< 64 letters	281	44,5	1	0,4	284	45,4	0	0,0		*	Quasi-complete separation of data points detected.				*	WARNING: Negative of Hessian not positive definite.			NE		Algorithm converged.	NE	NE	0,3147	NE	NE		Algorithm converged.	NE	NE
Infections and infestations	Conjunctivitis viral	>= 64 letters	349	55,2	0	0,0	341	54,6	0	0,0	NE			NE	NE	NE		NE	NE	NE	NE		NE	NE	NE	NE		NE		NE	NE	NE
Infections and infestations	Conjunctivitis viral	Missing	2	0,3	0	0,0	0	0,0	0	0,0	NE			NE	NE	NE		NE	NE	NE	NE		NE	NE	NE	NE		NE		NE	NE	NE
Infections and infestations	Coronavirus infection	< 64 letters	281	44,5	0	0,0	284	45,4	2	0,7		*	Quasi-complete separation of data points detected.				*	ERROR: The mean parameter is either invalid or at a limit of its range for some observations.			0,00		Algorithm converged.	0,00	NE	0,1591	NE	>999.99		Algorithm converged.	0,00	NE
Infections and infestations	Coronavirus infection	>= 64 letters	349	55,2	0	0,0	341	54,6	0	0,0	NE			NE	NE	NE		NE	NE	NE	NE		NE	NE	NE	NE		NE		NE	NE	NE
Infections and infestations	Coronavirus infection	Missing	2	0,3	0	0,0	0	0,0	0	0,0	NE			NE	NE	NE		NE	NE	NE	NE		NE	NE	NE	NE		NE		NE	NE	NE
Infections and infestations	Cystitis	< 64 letters	281	44,5	0	0,0	284	45,4	1	0,4		*	Quasi-complete separation of data points detected.				*	ERROR: The mean parameter is either invalid or at a limit of its range for some observations.			0,00		Algorithm converged.	0,00	NE	0,3199	0,0977	>999.99		Algorithm converged.	0,00	NE
Infections and infestations	Cystitis	>= 64 letters	349	55,2	1	0,3	341	54,6	0	0,0		*	Quasi-complete separation of data points detected.				*	WARNING: The relative Hessian convergence criterion of 49.754598305 is greater than the limit of 0.0001. The convergence is questionable.			NE		Algorithm converged.	NE	NE	0,3229		NE		Algorithm converged.	NE	NE
Infections and infestations	Cystitis	Missing	2	0,3	0	0,0	0	0,0	0	0,0	NE			NE	NE	NE		NE	NE	NE	NE		NE	NE	NE	NE		NE		NE	NE	NE
Infections and infestations	Diabetic foot infection	< 64 letters	281	44,5	0	0,0	284	45,4	1	0,4		*	Quasi-complete separation of data points detected.				*	ERROR: The mean parameter is either invalid or at a limit of its range for some observations.			0,00		Algorithm converged.	0,00	NE	0,3199	0,3112	>999.99		Algorithm converged.	0,00	NE
Infections and infestations	Diabetic foot infection	>= 64 letters	349	55,2	1	0,3	341	54,6	1	0,3	0,98		Convergence criterion (GCONV=1E-8) satisfied.	0,06	15,68	0,000		Algorithm converged.	-0,008	0,008	0,98		Algorithm converged.	0,06	15,56	0,9869		1,02		Algorithm converged.	0,06	16,30
Infections and infestations	Diabetic foot infection	Missing	2	0,3	0	0,0	0	0,0	0	0,0	NE			NE	NE	NE		NE	NE	NE	NE		NE	NE	NE	NE		NE		NE	NE	NE
Infections and infestations	Diabetic gangrene	< 64 letters	281	44,5	1	0,4	284	45,4	1	0,4	1,01		Convergence criterion (GCONV=1E-8) satisfied.	0,06	16,24	0,000		Algorithm converged.	-0,010	0,010	1,01		Algorithm converged.	0,06	16,08	0,9940	1,0000	0,99		Algorithm converged.	0,06	15,74
Infections and infestations	Diabetic gangrene	>= 64 letters	349	55,2	0	0,0	341	54,6	0	0,0	NE			NE	NE	NE		NE	NE	NE	NE		NE	NE	NE	NE		NE		NE	NE	NE
Infections and infestations	Diabetic gangrene	Missing	2	0,3	0	0,0	0	0,0	0	0,0	NE			NE	NE	NE		NE	NE	NE	NE		NE	NE	NE	NE		NE		NE	NE	NE
Infections and infestations	Diarrhoea infectious	< 64 letters	281	44,5	0	0,0	284	45,4	0	0,0	NE			NE	NE	NE		NE	NE	NE	NE		NE	NE	NE	NE	NE	NE		NE	NE	NE
Infections and infestations	Diarrhoea infectious	>= 64 letters	349	55,2	1	0,3	341	54,6	0	0,0		*	Quasi-complete separation of data points detected.				*	WARNING: The relative Hessian convergence criterion of 49.754598305 is greater than the limit of 0.0001. The convergence is questionable.			NE		Algorithm converged.	NE	NE	0,3229		NE		Algorithm converged.	NE	NE
Infections and infestations	Diarrhoea infectious	Missing	2	0,3	0	0,0	0	0,0	0	0,0	NE			NE	NE	NE		NE	NE	NE	NE		NE	NE	NE	NE		NE		NE	NE	NE
Infections and infestations	Diverticulitis	< 64 letters	281	44,5	1	0,4	284	45,4	1	0,4	1,01		Convergence criterion (GCONV=1E-8) satisfied.	0,06	16,24	0,000		Algorithm converged.	-0,010	0,010	1,01		Algorithm converged.	0,06	16,08	0,9940	1,0000	0,99		Algorithm converged.	0,06	15,74
Infections and infestations	Diverticulitis	>= 64 letters	349	55,2	0	0,0	341	54,6	0	0,0	NE			NE	NE	NE		NE	NE	NE	NE		NE	NE	NE	NE		NE		NE	NE	NE
Infections and infestations	Diverticulitis	Missing	2	0,3	0	0,0	0	0,0	0	0,0	NE			NE	NE	NE		NE	NE	NE	NE		NE	NE	NE	NE		NE		NE	NE	NE
Infections and infestations	Ear infection	< 64 letters	281	44,5	1	0,4	284	45,4	2	0,7	0,50		Convergence criterion (GCONV=1E-8) satisfied.	0,05	5,59	-0,003		Algorithm converged.	-0,015	0,008	0,51		Algorithm converged.	0,05	5,54	0,5692	0,0905	1,98		Algorithm converged.	0,18	21,70

| | | |

| | | |

| | | |

| | | |

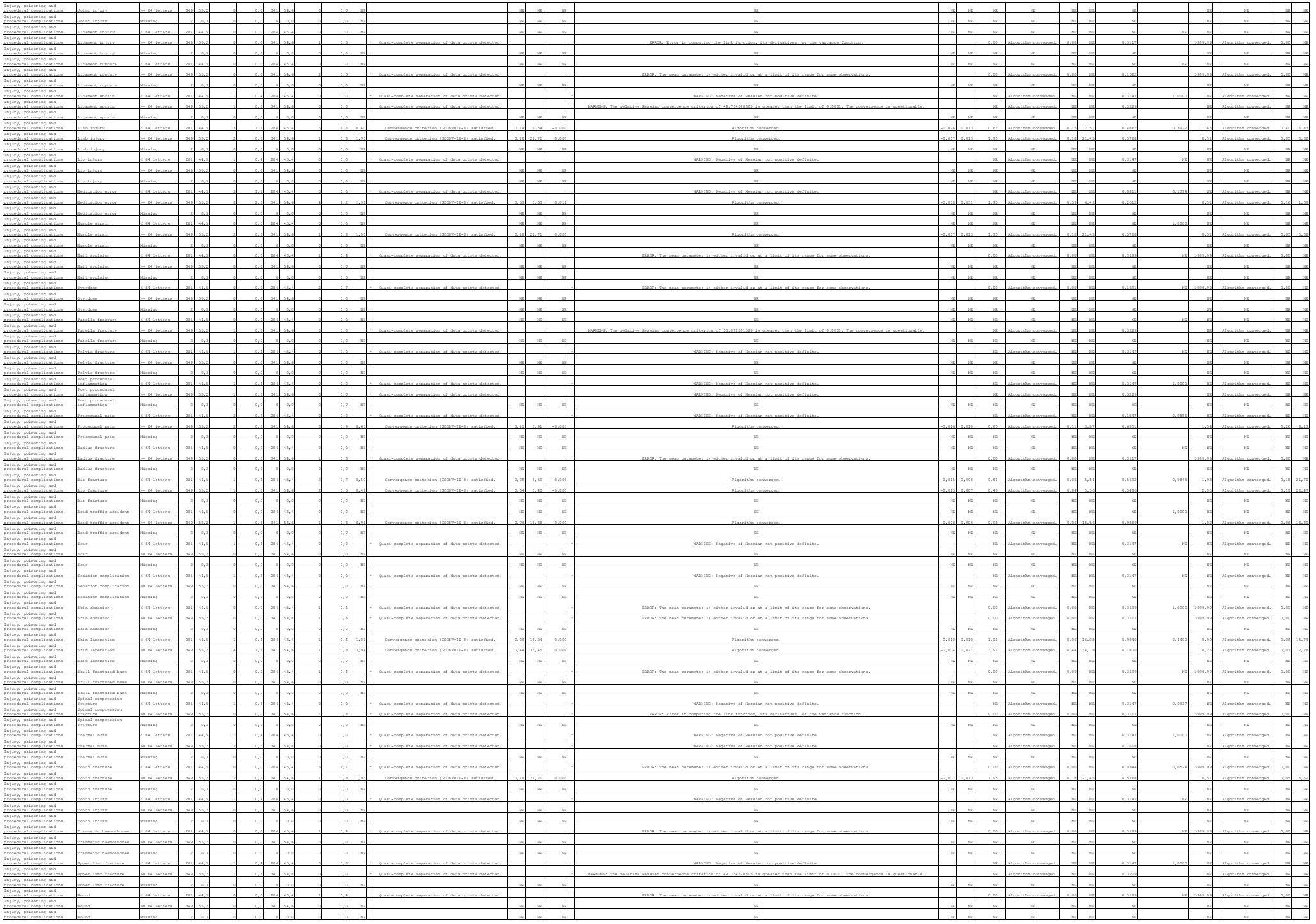

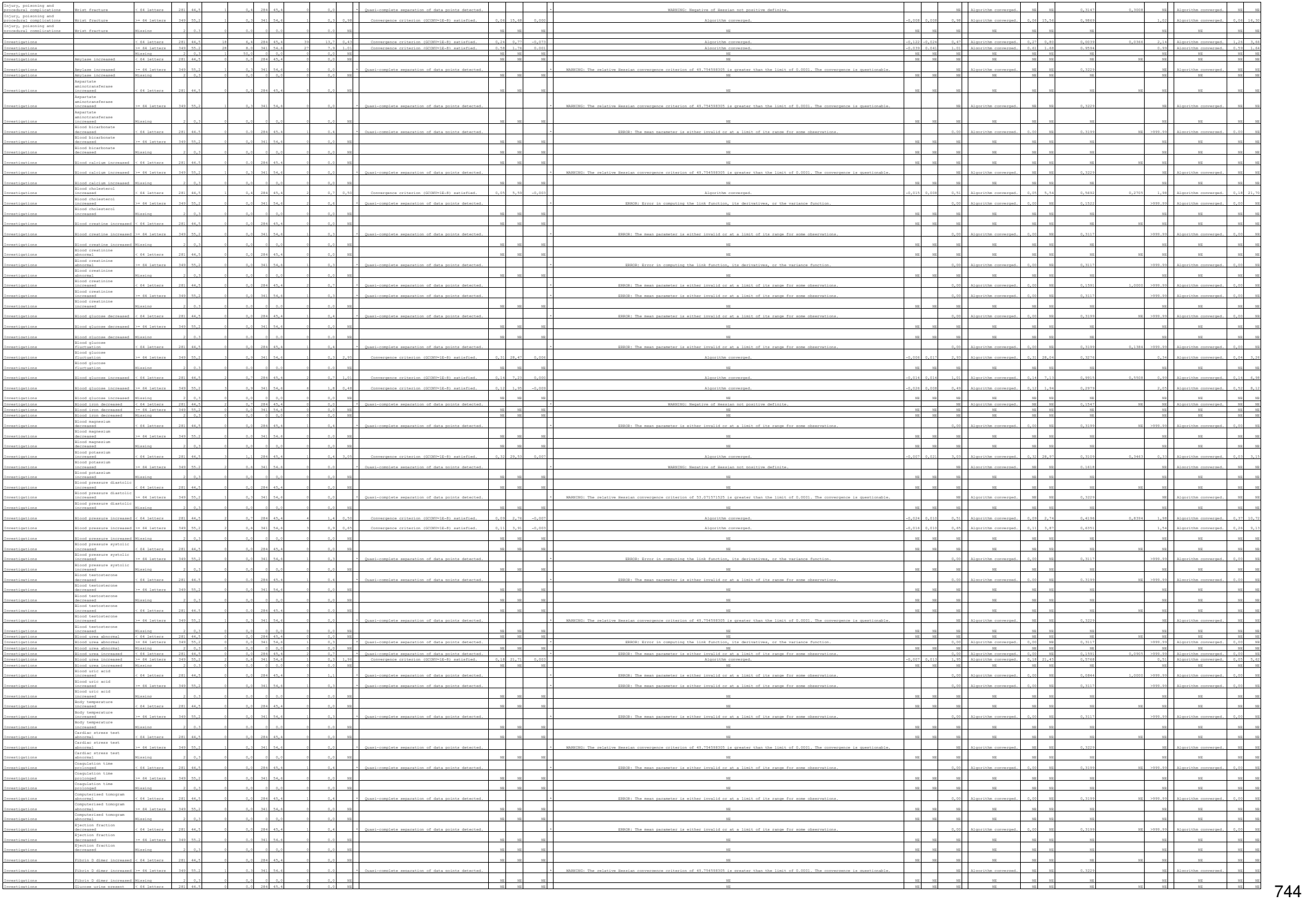

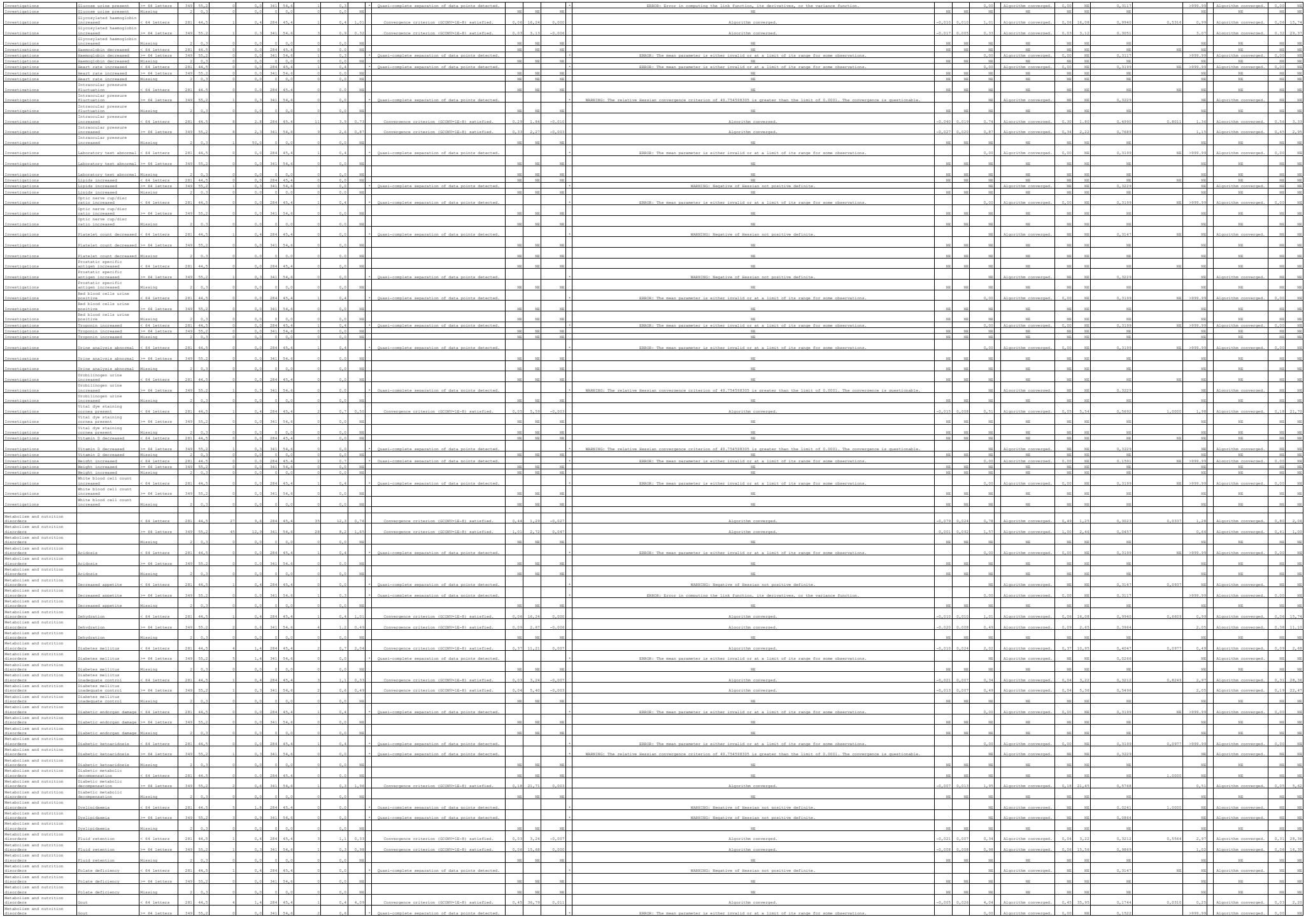

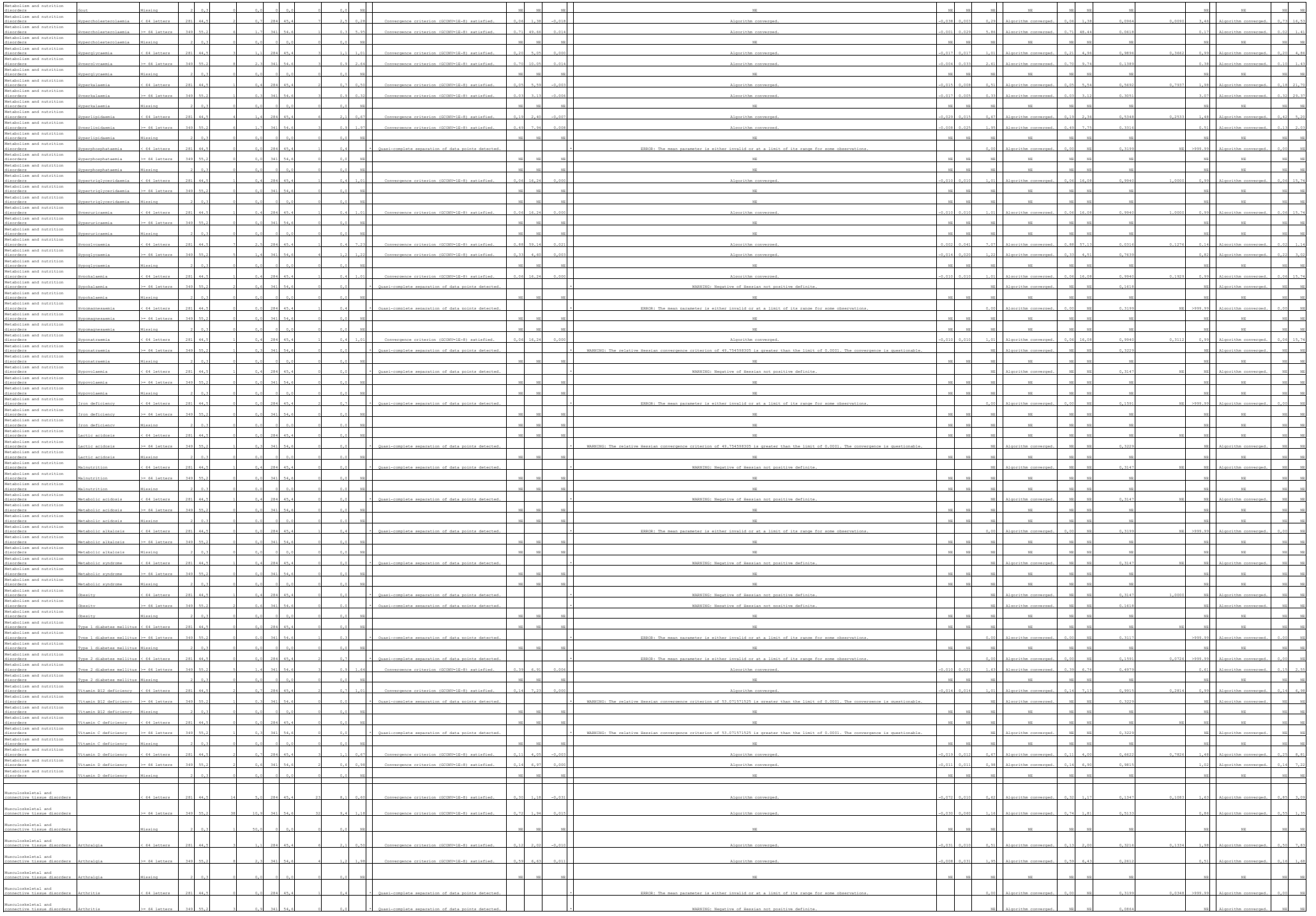

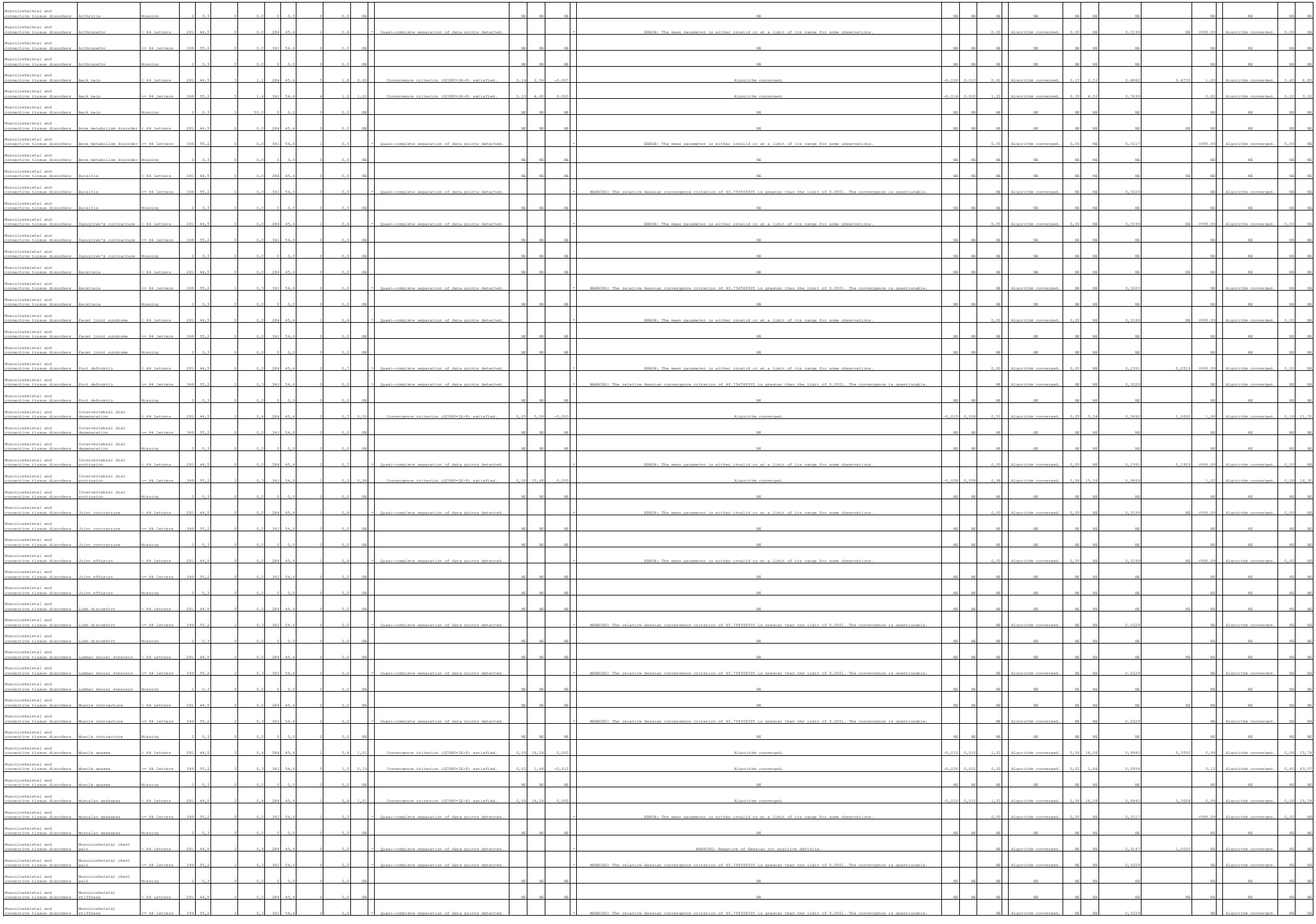

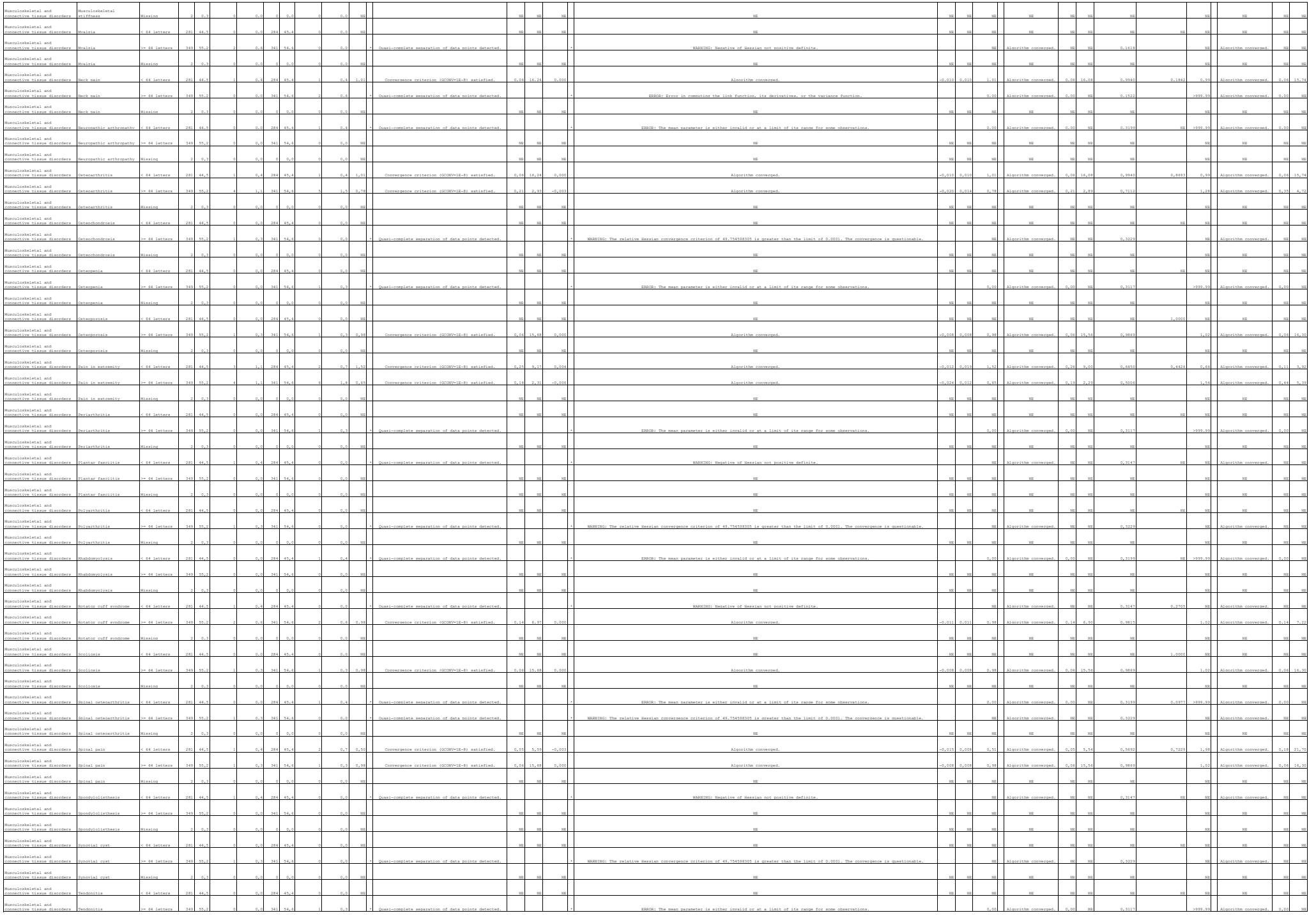

| | | |

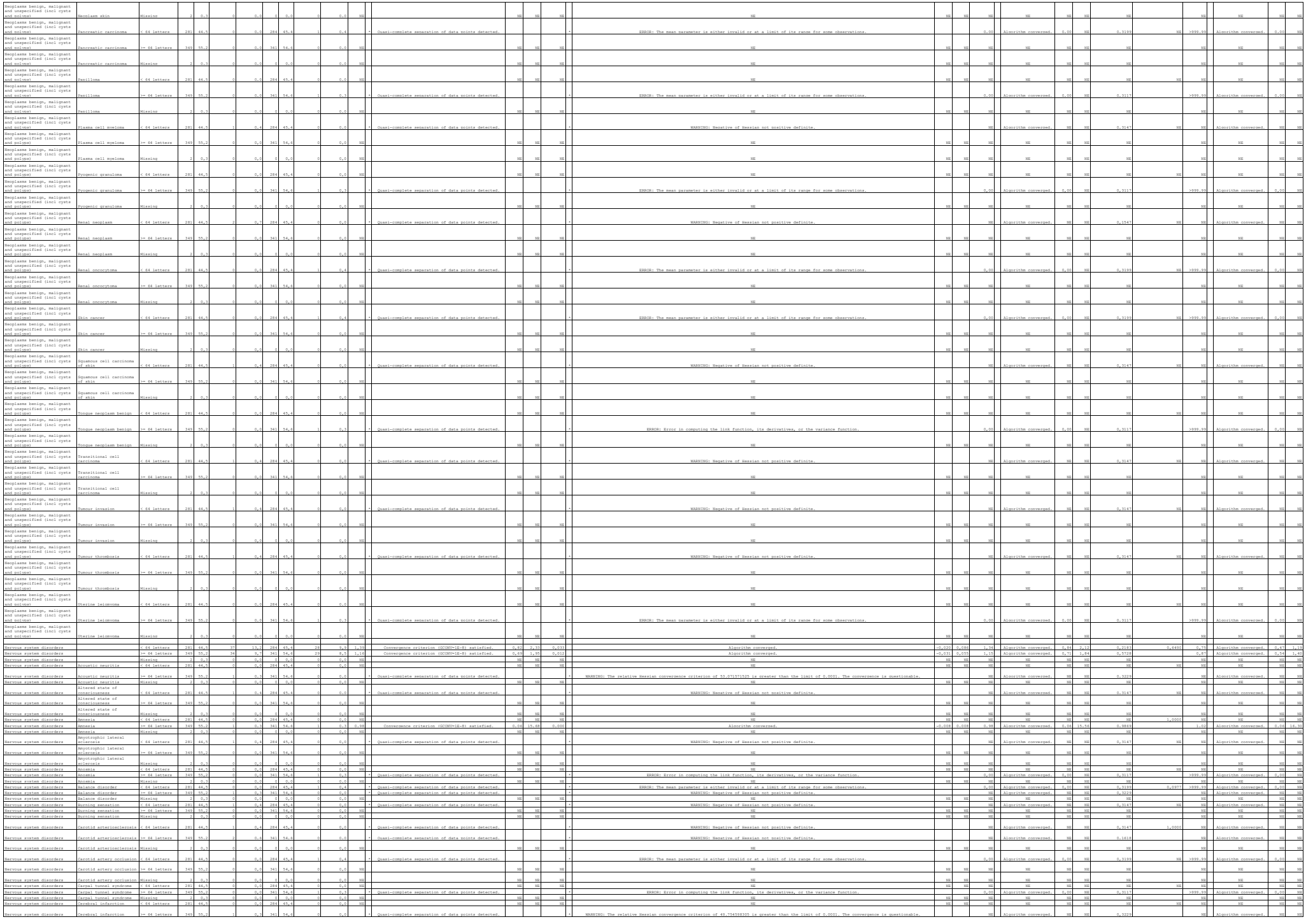

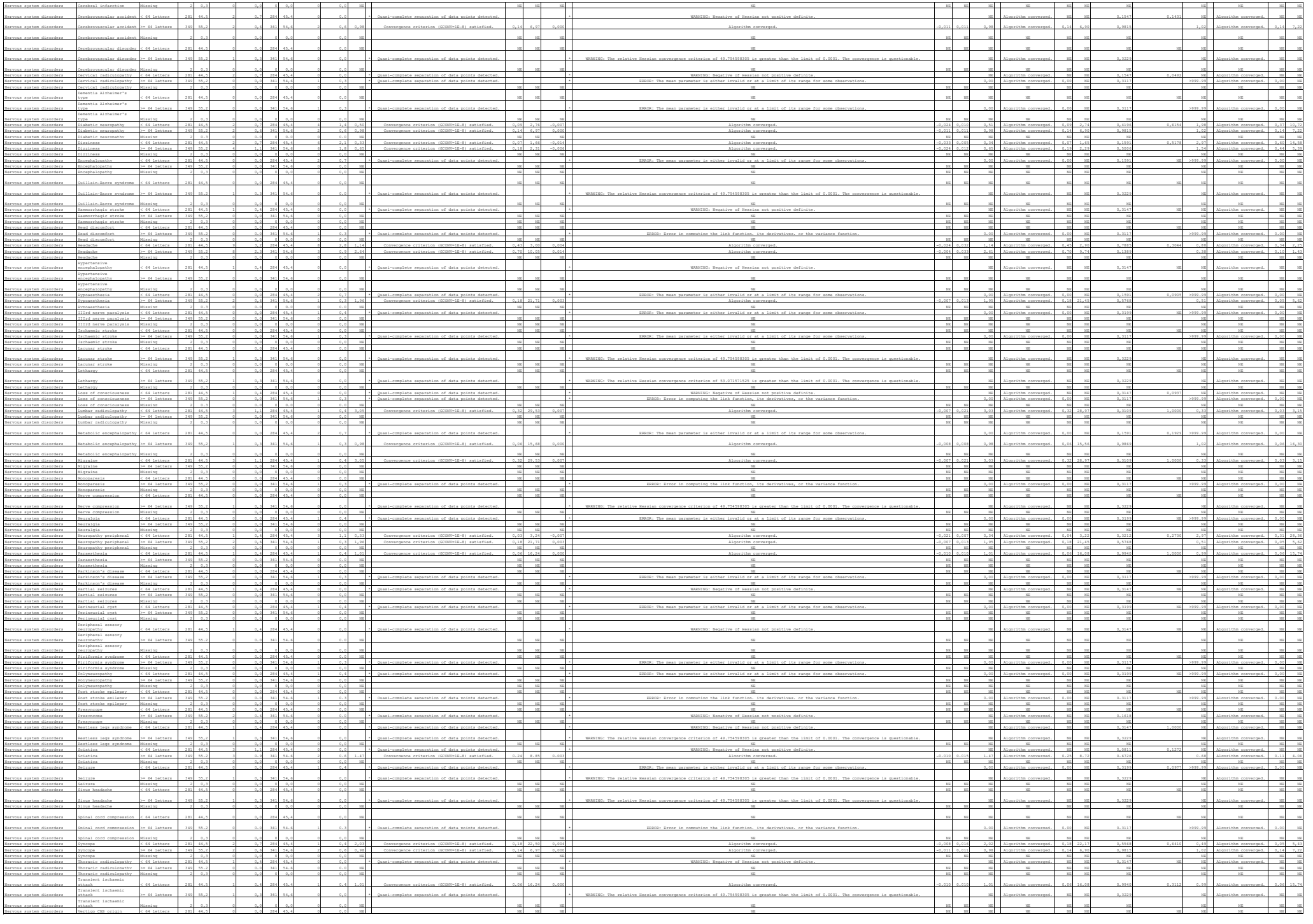

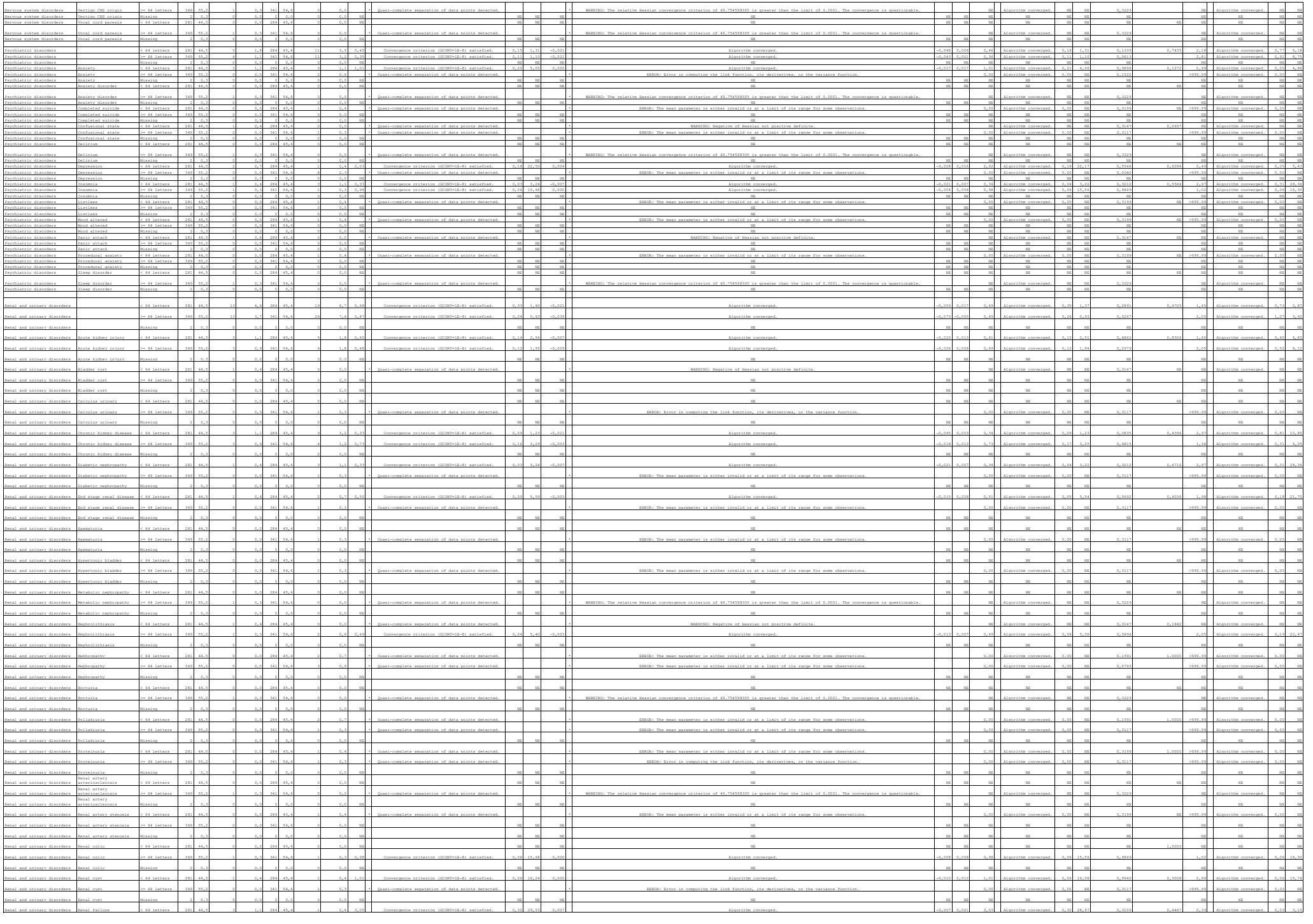

| | | |



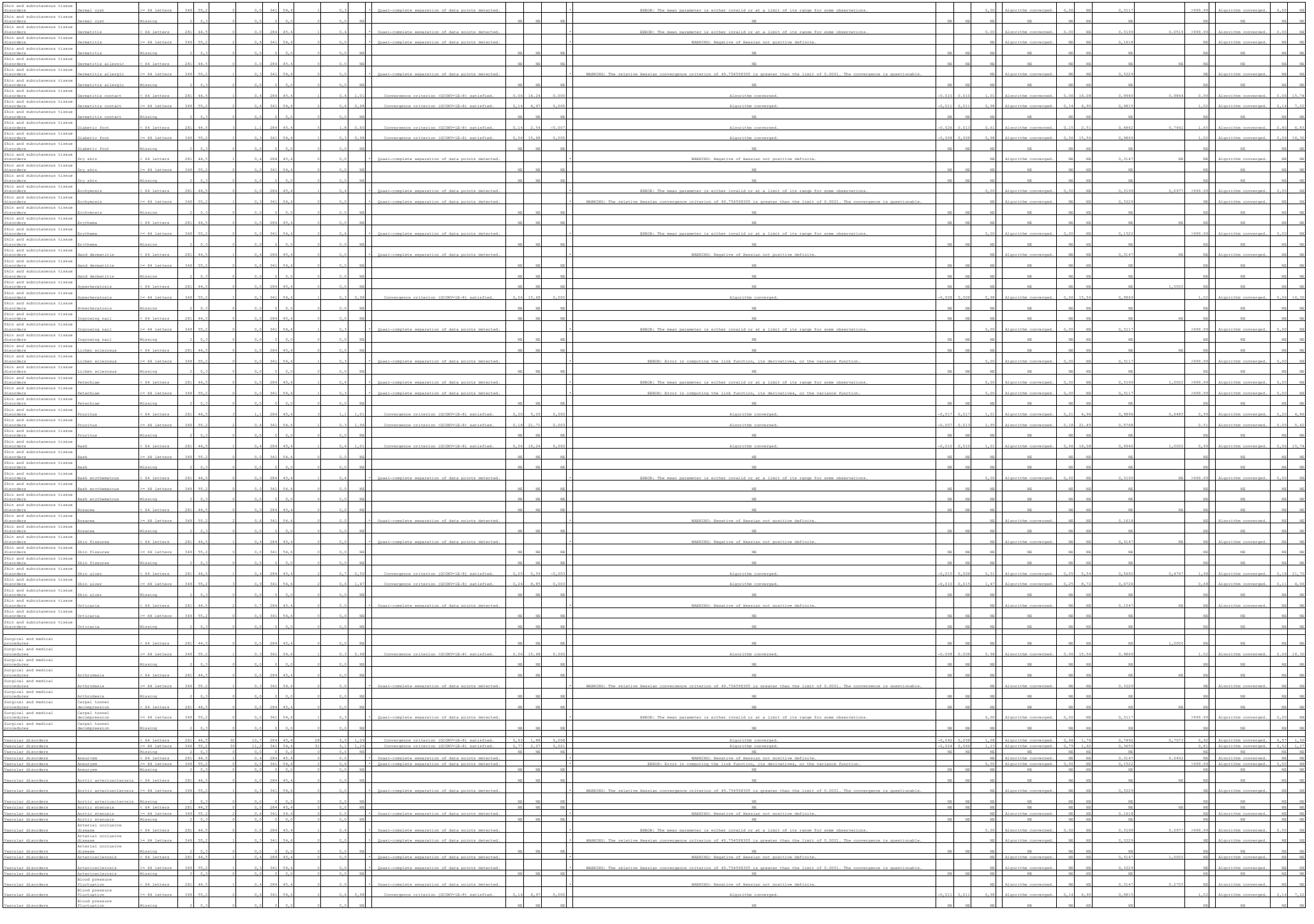

Vascular disorders	Blood pressure inadequately controlled	< 64 letters	281	44,5	0	0,0	284	45,4	0	0,0	NE			NE	NE	NE		NE	NE	NE	NE		NE	NE	NE	NE	NE	NE		NE	NE	NE
Vascular disorders	Blood pressure inadequately controlled	>= 64 letters	349	55,2	0	0,0	341	54,6	1	0,3		*	Quasi-complete separation of data points detected.				*	ERROR: The mean parameter is either invalid or at a limit of its range for some observations.			0,00		Algorithm converged.	0,00	NE	0,3117		>999.99		Algorithm converged.	0,00	NE
Vascular disorders	Blood pressure inadequately controlled	Missing	2	0,3	0	0,0	0	0,0	0	0,0	NE			NE	NE	NE		NE	NE	NE	NE		NE	NE	NE	NE		NE		NE	NE	NE
Vascular disorders	Deep vein thrombosis	< 64 letters	281	44,5	0	0,0	284	45,4	0	0,0	NE			NE	NE	NE		NE	NE	NE	NE		NE	NE	NE	NE	1,0000	NE		NE	NE	NE
Vascular disorders	Deep vein thrombosis	>= 64 letters	349	55,2	1	0,3	341	54,6	2	0,6	0,49		Convergence criterion (GCONV=1E-8) satisfied.	0,04	5,40	-0,003		Algorithm converged.	-0,013	0,007	0,49		Algorithm converged.	0,04	5,36	0,5496		2,05		Algorithm converged.	0,19	22,47
Vascular disorders	Deep vein thrombosis	Missing	2	0,3	0	0,0	0	0,0	0	0,0	NE			NE	NE	NE		NE	NE	NE	NE		NE	NE	NE	NE		NE		NE	NE	NE
Vascular disorders	Extremity necrosis	< 64 letters	281	44,5	1	0,4	284	45,4	0	0,0		*	Quasi-complete separation of data points detected.				*	WARNING: Negative of Hessian not positive definite.			NE		Algorithm converged.	NE	NE	0,3147	NE	NE		Algorithm converged.	NE	NE
Vascular disorders	Extremity necrosis	>= 64 letters	349	55,2	0	0,0	341	54,6	0	0,0	NE			NE	NE	NE		NE	NE	NE	NE		NE	NE	NE	NE		NE		NE	NE	NE
Vascular disorders	Extremity necrosis	Missing	2	0,3	0	0,0	0	0,0	0	0,0	NE			NE	NE	NE		NE	NE	NE	NE		NE	NE	NE	NE		NE		NE	NE	NE
Vascular disorders	Haematoma	< 64 letters	281	44,5	0	0,0	284	45,4	0	0,0	NE			NE	NE	NE		NE	NE	NE	NE		NE	NE	NE	NE	NE	NE		NE	NE	NE
Vascular disorders	Haematoma	>= 64 letters	349	55,2	0	0,0	341	54,6	2	0,6		*	Quasi-complete separation of data points detected.				*	ERROR: Error in computing the link function, its derivatives, or the variance function.			0,00		Algorithm converged.	0,00	NE	0,1522		>999.99		Algorithm converged.	0,00	NE
Vascular disorders	Haematoma	Missing	2	0,3	0	0,0	0	0,0	0	0,0	NE			NE	NE	NE		NE	NE	NE	NE		NE	NE	NE	NE		NE		NE	NE	NE
Vascular disorders	Haemorrhage	< 64 letters	281	44,5	0	0,0	284	45,4	0	0,0	NE			NE	NE	NE		NE	NE	NE	NE		NE	NE	NE	NE	NE	NE		NE	NE	NE
Vascular disorders	Haemorrhage	>= 64 letters	349	55,2	1	0,3	341	54,6	0	0,0		*	Quasi-complete separation of data points detected.				*	WARNING: The relative Hessian convergence criterion of 49.754598305 is greater than the limit of 0.0001. The convergence is questionable.			NE		Algorithm converged.	NE	NE	0,3229		NE		Algorithm converged.	NE	NE
Vascular disorders	Haemorrhage	Missing	2	0,3	0	0,0	0	0,0	0	0,0	NE			NE	NE	NE		NE	NE	NE	NE		NE	NE	NE	NE		NE		NE	NE	NE
Vascular disorders	Hyperaemia	< 64 letters	281	44,5	1	0,4	284	45,4	0	0,0		*	Quasi-complete separation of data points detected.				*	WARNING: Negative of Hessian not positive definite.			NE		Algorithm converged.	NE	NE	0,3147	1,0000	NE		Algorithm converged.	NE	NE
Vascular disorders	Hyperaemia	>= 64 letters	349	55,2	1	0,3	341	54,6	0	0,0		*	Quasi-complete separation of data points detected.				*	WARNING: The relative Hessian convergence criterion of 49.754598305 is greater than the limit of 0.0001. The convergence is questionable.			NE		Algorithm converged.	NE	NE	0,3229		NE		Algorithm converged.	NE	NE
Vascular disorders	Hyperaemia	Missing	2	0,3	0	0,0	0	0,0	0	0,0	NE			NE	NE	NE		NE	NE	NE	NE		NE	NE	NE	NE		NE		NE	NE	NE
Vascular disorders	Hypertension	< 64 letters	281	44,5	18	6,4	284	45,4	20	7,0	0,90		Convergence criterion (GCONV=1E-8) satisfied.	0,47	1,75	-0,006		Algorithm converged.	-0,048	0,035	0,91		Algorithm converged.	0,49	1,68	0,7628	0,6016	1,10		Algorithm converged.	0,59	2,03
Vascular disorders	Hypertension	>= 64 letters	349	55,2	20	5,7	341	54,6	17	5,0	1,16		Convergence criterion (GCONV=1E-8) satisfied.	0,60	2,25	0,007		Algorithm converged.	-0,026	0,041	1,15		Algorithm converged.	0,61	2,16	0,6641		0,87		Algorithm converged.	0,46	1,63
Vascular disorders	Hypertension	Missing	2	0,3	0	0,0	0	0,0	0	0,0	NE			NE	NE	NE		NE	NE	NE	NE		NE	NE	NE	NE		NE		NE	NE	NE
Vascular disorders	Hypertensive crisis	< 64 letters	281	44,5	1	0,4	284	45,4	1	0,4	1,01		Convergence criterion (GCONV=1E-8) satisfied.	0,06	16,24	0,000		Algorithm converged.	-0,010	0,010	1,01		Algorithm converged.	0,06	16,08	0,9940	0,1929	0,99		Algorithm converged.	0,06	15,74
Vascular disorders	Hypertensive crisis	>= 64 letters	349	55,2	2	0,6	341	54,6	0	0,0		*	Quasi-complete separation of data points detected.				*	WARNING: Negative of Hessian not positive definite.			NE		Algorithm converged.	NE	NE	0,1618		NE		Algorithm converged.	NE	NE
Vascular disorders	Hypertensive crisis	Missing	2	0,3	0	0,0	0	0,0	0	0,0	NE			NE	NE	NE		NE	NE	NE	NE		NE	NE	NE	NE		NE		NE	NE	NE
Vascular disorders	Hypertensive urgency	< 64 letters	281	44,5	1	0,4	284	45,4	1	0,4	1,01		Convergence criterion (GCONV=1E-8) satisfied.	0,06	16,24	0,000		Algorithm converged.	-0,010	0,010	1,01		Algorithm converged.	0,06	16,08	0,9940	1,0000	0,99		Algorithm converged.	0,06	15,74
Vascular disorders	Hypertensive urgency	>= 64 letters	349	55,2	0	0,0	341	54,6	0	0,0	NE			NE	NE	NE		NE	NE	NE	NE		NE	NE	NE	NE		NE		NE	NE	NE
Vascular disorders	Hypertensive urgency	Missing	2	0,3	0	0,0	0	0,0	0	0,0	NE			NE	NE	NE		NE	NE	NE	NE		NE	NE	NE	NE		NE		NE	NE	NE
Vascular disorders	Hypotension	< 64 letters	281	44,5	3	1,1	284	45,4	3	1,1	1,01		Convergence criterion (GCONV=1E-8) satisfied.	0,20	5,05	0,000		Algorithm converged.	-0,017	0,017	1,01		Algorithm converged.	0,21	4,96	0,9896	0,7598	0,99		Algorithm converged.	0,20	4,86
Vascular disorders	Hypotension	>= 64 letters	349	55,2	3	0,9	341	54,6	2	0,6	1,47		Convergence criterion (GCONV=1E-8) satisfied.	0,24	8,85	0,003		Algorithm converged.	-0,010	0,015	1,47		Algorithm converged.	0,25	8,72	0,6726		0,68		Algorithm converged.	0,11	4,06
Vascular disorders	Hypotension	Missing	2	0,3	0	0,0	0	0,0	0	0,0	NE			NE	NE	NE		NE	NE	NE	NE		NE	NE	NE	NE		NE		NE	NE	NE
Vascular disorders	Lymphoedema	< 64 letters	281	44,5	0	0,0	284	45,4	1	0,4		*	Quasi-complete separation of data points detected.				*	ERROR: The mean parameter is either invalid or at a limit of its range for some observations.			0,00		Algorithm converged.	0,00	NE	0,3199	NE	>999.99		Algorithm converged.	0,00	NE
Vascular disorders	Lymphoedema	>= 64 letters	349	55,2	0	0,0	341	54,6	0	0,0	NE			NE	NE	NE		NE	NE	NE	NE		NE	NE	NE	NE		NE		NE	NE	NE
Vascular disorders	Lymphoedema	Missing	2	0,3	0	0,0	0	0,0	0	0,0	NE			NE	NE	NE		NE	NE	NE	NE		NE	NE	NE	NE		NE		NE	NE	NE
Vascular disorders	Neovascularisation	< 64 letters	281	44,5	0	0,0	284	45,4	0	0,0	NE			NE	NE	NE		NE	NE	NE	NE		NE	NE	NE	NE	NE	NE		NE	NE	NE
Vascular disorders	Neovascularisation	>= 64 letters	349	55,2	1	0,3	341	54,6	0	0,0		*	Quasi-complete separation of data points detected.				*	WARNING: The relative Hessian convergence criterion of 49.754598305 is greater than the limit of 0.0001. The convergence is questionable.			NE		Algorithm converged.	NE	NE	0,3229		NE		Algorithm converged.	NE	NE
Vascular disorders	Neovascularisation	Missing	2	0,3	0	0,0	0	0,0	0	0,0	NE			NE	NE	NE		NE	NE	NE	NE		NE	NE	NE	NE		NE		NE	NE	NE
Vascular disorders	Orthostatic hypotension	< 64 letters	281	44,5	0	0,0	284	45,4	0	0,0	NE			NE	NE	NE		NE	NE	NE	NE		NE	NE	NE	NE	NE	NE		NE	NE	NE
Vascular disorders	Orthostatic hypotension	>= 64 letters	349	55,2	0	0,0	341	54,6	1	0,3		*	Quasi-complete separation of data points detected.				*	ERROR: The mean parameter is either invalid or at a limit of its range for some observations.			0,00		Algorithm converged.	0,00	NE	0,3117		>999.99		Algorithm converged.	0,00	NE
Vascular disorders	Orthostatic hypotension	Missing	2	0,3	0	0,0	0	0,0	0	0,0	NE			NE	NE	NE		NE	NE	NE	NE		NE	NE	NE	NE		NE		NE	NE	NE
Vascular disorders	Peripheral arterial occlusive disease	< 64 letters	281	44,5	0	0,0	284	45,4	0	0,0	NE			NE	NE	NE		NE	NE	NE	NE		NE	NE	NE	NE	NE	NE		NE	NE	NE
Vascular disorders	Peripheral arterial occlusive disease	>= 64 letters	349	55,2	1	0,3	341	54,6	0	0,0		*	Quasi-complete separation of data points detected.				*	WARNING: The relative Hessian convergence criterion of 49.754598305 is greater than the limit of 0.0001. The convergence is questionable.			NE		Algorithm converged.	NE	NE	0,3229		NE		Algorithm converged.	NE	NE
Vascular disorders	Peripheral arterial occlusive disease	Missing	2	0,3	0	0,0	0	0,0	0	0,0	NE			NE	NE	NE		NE	NE	NE	NE		NE	NE	NE	NE		NE		NE	NE	NE
Vascular disorders	Peripheral artery occlusion	< 64 letters	281	44,5	0	0,0	284	45,4	1	0,4		*	Quasi-complete separation of data points detected.				*	ERROR: The mean parameter is either invalid or at a limit of its range for some observations.			0,00		Algorithm converged.	0,00	NE	0,3199	NE	>999.99		Algorithm converged.	0,00	NE
Vascular disorders	Peripheral artery occlusion	>= 64 letters	349	55,2	0	0,0	341	54,6	0	0,0	NE			NE	NE	NE		NE	NE	NE	NE		NE	NE	NE	NE		NE		NE	NE	NE
Vascular disorders	Peripheral artery occlusion	Missing	2	0,3	0	0,0	0	0,0	0	0,0	NE			NE	NE	NE		NE	NE	NE	NE		NE	NE	NE	NE		NE		NE	NE	NE
Vascular disorders	Peripheral artery stenosis	< 64 letters	281	44,5	0	0,0	284	45,4	1	0,4		*	Quasi-complete separation of data points detected.				*	ERROR: The mean parameter is either invalid or at a limit of its range for some observations.			0,00		Algorithm converged.	0,00	NE	0,3199	NE	>999.99		Algorithm converged.	0,00	NE
Vascular disorders	Peripheral artery stenosis	>= 64 letters	349	55,2	0	0,0	341	54,6	0	0,0	NE			NE	NE	NE		NE	NE	NE	NE		NE	NE	NE	NE		NE		NE	NE	NE
Vascular disorders	Peripheral artery stenosis	Missing	2	0,3	0	0,0	0	0,0	0	0,0	NE			NE	NE	NE		NE	NE	NE	NE		NE	NE	NE	NE		NE		NE	NE	NE
Vascular disorders	Peripheral coldness	< 64 letters	281	44,5	1	0,4	284	45,4	0	0,0		*	Quasi-complete separation of data points detected.				*	WARNING: Negative of Hessian not positive definite.			NE		Algorithm converged.	NE	NE	0,3147	NE	NE		Algorithm converged.	NE	NE
Vascular disorders	Peripheral coldness	>= 64 letters	349	55,2	0	0,0	341	54,6	0	0,0	NE			NE	NE	NE		NE	NE	NE	NE		NE	NE	NE	NE		NE		NE	NE	NE
Vascular disorders	Peripheral coldness	Missing	2	0,3	0	0,0	0	0,0	0	0,0	NE			NE	NE	NE		NE	NE	NE	NE		NE	NE	NE	NE		NE		NE	NE	NE
Vascular disorders	Peripheral ischaemia	< 64 letters	281	44,5	1	0,4	284	45,4	0	0,0		*	Quasi-complete separation of data points detected.				*	WARNING: Negative of Hessian not positive definite.			NE		Algorithm converged.	NE	NE	0,3147	NE	NE		Algorithm converged.	NE	NE
Vascular disorders	Peripheral ischaemia	>= 64 letters	349	55,2	0	0,0	341	54,6	0	0,0	NE			NE	NE	NE		NE	NE	NE	NE		NE	NE	NE	NE		NE		NE	NE	NE
Vascular disorders	Peripheral ischaemia	Missing	2	0,3	0	0,0	0	0,0	0	0,0	NE			NE	NE	NE		NE	NE	NE	NE		NE	NE	NE	NE		NE		NE	NE	NE
Vascular disorders	Peripheral vascular disorder	< 64 letters	281	44,5	1	0,4	284	45,4	0	0,0		*	Quasi-complete separation of data points detected.				*	WARNING: Negative of Hessian not positive definite.			NE		Algorithm converged.	NE	NE	0,3147	1,0000	NE		Algorithm converged.	NE	NE
Vascular disorders	Peripheral vascular disorder	>= 64 letters	349	55,2	1	0,3	341	54,6	0	0,0		*	Quasi-complete separation of data points detected.				*	WARNING: The relative Hessian convergence criterion of 49.754598305 is greater than the limit of 0.0001. The convergence is questionable.			NE		Algorithm converged.	NE	NE	0,3229		NE		Algorithm converged.	NE	NE
Vascular disorders	Peripheral vascular disorder	Missing	2	0,3	0	0,0	0	0,0	0	0,0	NE			NE	NE	NE		NE	NE	NE	NE		NE	NE	NE	NE		NE		NE	NE	NE
Vascular disorders	Phlebitis	< 64 letters	281	44,5	0	0,0	284	45,4	0	0,0	NE			NE	NE	NE		NE	NE	NE	NE		NE	NE	NE	NE	NE	NE		NE	NE	NE
Vascular disorders	Phlebitis	>= 64 letters	349	55,2	2	0,6	341	54,6	0	0,0		*	Quasi-complete separation of data points detected.				*	WARNING: Negative of Hessian not positive definite.			NE		Algorithm converged.	NE	NE	0,1618		NE		Algorithm converged.	NE	NE
Vascular disorders	Phlebitis	Missing	2	0,3	0	0,0	0	0,0	0	0,0	NE			NE	NE	NE		NE	NE	NE	NE		NE	NE	NE	NE		NE		NE	NE	NE
Vascular disorders	Poor peripheral circulation	< 64 letters	281	44,5	0	0,0	284	45,4	0	0,0	NE			NE	NE	NE		NE	NE	NE	NE		NE	NE	NE	NE	NE	NE		NE	NE	NE
Vascular disorders	Poor peripheral circulation	>= 64 letters	349	55,2	1	0,3	341	54,6	0	0,0		*	Quasi-complete separation of data points detected.				*	WARNING: The relative Hessian convergence criterion of 49.754598305 is greater than the limit of 0.0001. The convergence is questionable.			NE		Algorithm converged.	NE	NE	0,3229		NE		Algorithm converged.	NE	NE
Vascular disorders	Poor peripheral circulation	Missing	2	0,3	0	0,0	0	0,0	0	0,0	NE			NE	NE	NE		NE	NE	NE	NE		NE	NE	NE	NE		NE		NE	NE	NE
Vascular disorders	Shock	< 64 letters	281	44,5	0	0,0	284	45,4	1	0,4		*	Quasi-complete separation of data points detected.				*	ERROR: The mean parameter is either invalid or at a limit of its range for some observations.			0,00		Algorithm converged.	0,00	NE	0,3199	NE	>999.99		Algorithm converged.	0,00	NE
Vascular disorders	Shock	>= 64 letters	349	55,2	0	0,0	341	54,6	0	0,0	NE			NE	NE	NE		NE	NE	NE	NE		NE	NE	NE	NE		NE		NE	NE	NE
Vascular disorders	Shock	Missing	2	0,3	0	0,0	0	0,0	0	0,0	NE			NE	NE	NE		NE	NE	NE	NE		NE	NE	NE	NE		NE		NE	NE	NE
Vascular disorders	Thrombophlebitis	< 64 letters	281	44,5	0	0,0	284	45,4	0	0,0	NE			NE	NE	NE		NE	NE	NE	NE		NE	NE	NE	NE	NE	NE		NE	NE	NE
Vascular disorders	Thrombophlebitis	>= 64 letters	349	55,2	0	0,0	341	54,6	1	0,3		*	Quasi-complete separation of data points detected.				*	ERROR: Error in computing the link function, its derivatives, or the variance function.			0,00		Algorithm converged.	0,00	NE	0,3117		>999.99		Algorithm converged.	0,00	NE
Vascular disorders	Thrombophlebitis	Missing	2	0,3	0	0,0	0	0,0	0	0,0	NE			NE	NE	NE		NE	NE	NE	NE		NE	NE	NE	NE		NE		NE	NE	NE
Vascular disorders	Varicose vein	< 64 letters	281	44,5	0	0,0	284	45,4	0	0,0	NE			NE	NE	NE		NE	NE	NE	NE		NE	NE	NE	NE	NE	NE		NE	NE	NE
Vascular disorders	Varicose vein	>= 64 letters	349	55,2	1	0,3	341	54,6	0	0,0		*	Quasi-complete separation of data points detected.				*	WARNING: The relative Hessian convergence criterion of 49.754598305 is greater than the limit of 0.0001. The convergence is questionable.			NE		Algorithm converged.	NE	NE	0,3229		NE		Algorithm converged.	NE	NE
Vascular disorders	Varicose vein	Missing	2	0,3	0	0,0	0	0,0	0	0,0	NE			NE	NE	NE		NE	NE	NE	NE		NE	NE	NE	NE		NE		NE	NE	NE
Vascular disorders	Vascular fragility	< 64 letters	281	44,5	0	0,0	284	45,4	1	0,4		*	Quasi-complete separation of data points detected.				*	ERROR: The mean parameter is either invalid or at a limit of its range for some observations.			0,00		Algorithm converged.	0,00	NE	0,3199	0,0519	>999.99		Algorithm converged.	0,00	NE
Vascular disorders	Vascular fragility	>= 64 letters	349	55,2	2	0,6	341	54,6	0	0,0		*	Quasi-complete separation of data points detected.				*	WARNING: Negative of Hessian not positive definite.			NE		Algorithm converged.	NE	NE	0,1618		NE		Algorithm converged.	NE	NE
Vascular disorders	Vascular fragility	Missing	2	0,3	0	0,0	0	0,0	0	0,0	NE			NE	NE	NE		NE	NE	NE	NE		NE	NE	NE	NE		NE		NE	NE	NE
Vascular disorders	Vascular occlusion	< 64 letters	281	44,5	0	0,0	284	45,4	0	0,0	NE			NE	NE	NE		NE	NE	NE	NE		NE	NE	NE	NE	NE	NE		NE	NE	NE
Vascular disorders	Vascular occlusion	>= 64 letters	349	55,2	0	0,0	341	54,6	1	0,3		*	Quasi-complete separation of data points detected.				*	ERROR: The mean parameter is either invalid or at a limit of its range for some observations.			0,00		Algorithm converged.	0,00	NE	0,3117		>999.99		Algorithm converged.	0,00	NE
Vascular disorders	Vascular occlusion	Missing	2	0,3	0	0,0	0	0,0	0	0,0	NE			NE	NE	NE		NE	NE	NE	NE		NE	NE	NE	NE		NE		NE	NE	NE
Vascular disorders	Vein collapse	< 64 letters	281	44,5	1	0,4	284	45,4	0	0,0		*	Quasi-complete separation of data points detected.				*	WARNING: Negative of Hessian not positive definite.			NE		Algorithm converged.	NE	NE	0,3147	0,3008	NE		Algorithm converged.	NE	NE
Vascular disorders	Vein collapse	>= 64 letters	349	55,2	1	0,3	341	54,6	1	0,3	0,98		Convergence criterion (GCONV=1E-8) satisfied.	0,06	15,68	0,000		Algorithm converged.	-0,008	0,008	0,98		Algorithm converged.	0,06	15,56	0,9869		1,02		Algorithm converged.	0,06	16,30
Vascular disorders	Vein collapse	Missing	2	0,3	0	0,0	0	0,0	0	0,0	NE			NE	NE	NE		NE	NE	NE	NE		NE	NE	NE	NE		NE		NE	NE	NE
Vascular disorders	Vein rupture	< 64 letters	281	44,5	0	0,0	284	45,4	0	0,0	NE			NE	NE	NE		NE	NE	NE	NE		NE	NE	NE	NE	NE	NE		NE	NE	NE
Vascular disorders	Vein rupture	>= 64 letters	349	55,2	0	0,0	341	54,6	1	0,3		*	Quasi-complete separation of data points detected.				*	ERROR: Error in computing the link function, its derivatives, or the variance function.			0,00		Algorithm converged.	0,00	NE	0,3117		>999.99		Algorithm converged.	0,00	NE
Vascular disorders	Vein rupture	Missing	2	0,3	0	0,0	0	0,0	0	0,0	NE			NE	NE	NE		NE	NE	NE	NE		NE	NE	NE	NE		NE		NE	NE	NE

Includes AEs with onset up to Day 405 (last day of Week 56 analysis visit window).
Test for interaction based on RR (Log-binomial regression)
* indicates convergence problem. Result is uninterpretable.
Clinical cut-off: YOSEMITE 01NOV2021 and RHINE 28OCT2021

Program: root/clinical_studies/RO6867461/CDT70122/share/ACE_pool_DME_CSR_Final/prod/program/t_ae_raw_soc.sas
Output: root/clinical_studies/RO6867461/CDT70122/share/ACE_pool_DME_CSR_Final/prod/output_saf_bc/t_ae_raw_soc_sg_AE_AEW56_SEBC_OCTNOV2021_DME.xls
11AUG2022 17:23

POPULATION: Safety-Evaluable Population B vs. C
ENDPOINT: Any AEs through Week 56
MODEL: Unstratified analysis
STUDY: GN40349 & GN40398
Dichotomous Analysis by Subgroups (Safety)

Geographic region

			Parsiroxib (PTI) (N=632)				Aflibercept (N=625)				Parsiroxib (PTI) vs. Aflibercept										Aflibercept vs. Parsiroxib (PTI)			
			Patients		Patients with Event		Patients		Patients with Event		Odds Ratio				Absolute Risk Difference				Relative Risk				Relative Risk			
MedDRA System Organ Class	MedDRA Preferred Term	Level	n	%	n	%	n	%	n	%	Odds Ratio	Convergence Reason	95% Lower CL	95% Upper CL	Absolute Risk	Convergence Reason	95% Lower CL	95% Upper CL	Relative Risk	Convergence Reason	95% Lower CL	95% Upper CL	p-value (Cochran-Mantel-Haenszel)	Interaction Test: p-value (likelihood ratio)	Relative Risk	Convergence Reason	95% Lower CL	95% Upper CL
** NOT CODED **		Europe	219	34,7	0	0,0	218	34,9	0	0,0	NE		NE	NE	NE	NE	NE	NE	NE	NE	NE	NE			NE	NE	NE	NE
** NOT CODED **		America	344	54,4	0	0,0	339	54,2	1	0,3	NE	* Quasi-complete separation of data points detected.				* ERROR: The mean parameter is either invalid or at a limit of its range for some observations.				Algorithm converged.	0,00	NE	0,3139			>999,99	Algorithm converged.	0,00	NE
** NOT CODED **		Asia Pacific (Inc. Australia)	69	10,9	0	0,0	68	10,9	0	0,0	NE		NE	NE	NE		NE	NE	NE		NE	NE			NE		NE	NE
** NOT CODED **		Europe	219	34,7	0	0,0	218	34,9	0	0,0	NE		NE	NE	NE		NE	NE	NE		NE	NE		NE	NE		NE	NE
** NOT CODED **	UNCODED	America	344	54,4	0	0,0	339	54,2	1	0,3	NE	* Quasi-complete separation of data points detected.				* ERROR: The mean parameter is either invalid or at a limit of its range for some observations.				Algorithm converged.	0,00	NE	0,3139			>999,99	Algorithm converged.	0,00	NE
** NOT CODED **	UNCODED	Asia Pacific (Inc. Australia)	69	10,9	0	0,0	68	10,9	0	0,0	NE		NE	NE	NE		NE	NE	NE		NE	NE			NE		NE	NE
Blood and lymphatic system disorders		Europe	219	34,7	3	2,3	218	34,9	7	3,2	0,70	Convergence criterion (GCONV=1E-8) satisfied.	0,22	2,25	-0,008	Algorithm converged.	-0,040	0,021	0,71	Algorithm converged.	0,23	2,21	0,5533	0,9625	1,41	Algorithm converged.	0,45	4,36
Blood and lymphatic system disorders		America	344	54,4	14	4,1	339	54,2	21	6,2	0,64	Convergence criterion (GCONV=1E-8) satisfied.	0,32	1,29	-0,021	Algorithm converged.	-0,054	0,012	0,66	Algorithm converged.	0,34	1,27	0,2083		1,52	Algorithm converged.	0,79	2,94
Blood and lymphatic system disorders		Asia Pacific (Inc. Australia)	69	10,9	1	1,4	68	10,9	3	4,4	0,33	Convergence criterion (GCONV=1E-8) satisfied.	0,04	3,48	-0,029	Algorithm converged.	-0,084	0,024	0,43	Algorithm converged.	0,05	3,31	0,3922		2,03	Algorithm converged.	0,19	21,86
Blood and lymphatic system disorders	Anaemia	Europe	219	34,7	1	1,4	218	34,9	5	2,3	0,58	Convergence criterion (GCONV=1E-8) satisfied.	0,14	2,51	-0,003	Algorithm converged.	-0,054	0,016	0,60	Algorithm converged.	0,14	2,47	0,4733	0,9451	1,67	Algorithm converged.	0,41	6,82
Blood and lymphatic system disorders	Anaemia	America	344	54,4	8	2,3	339	54,2	13	3,8	0,60	Convergence criterion (GCONV=1E-8) satisfied.	0,24	1,46	-0,019	Algorithm converged.	-0,061	0,013	0,61	Algorithm converged.	0,25	1,44	0,2535		1,69	Algorithm converged.	0,49	3,93
Blood and lymphatic system disorders	Anaemia	Asia Pacific (Inc. Australia)	69	10,9	1	1,4	68	10,9	1	1,5	0,99	Convergence criterion (GCONV=1E-8) satisfied.	0,06	16,08	0,000	Algorithm converged.	-0,040	0,040	0,99	Algorithm converged.	0,06	15,44	0,9917		1,01	Algorithm converged.	0,06	15,98
Blood and lymphatic system disorders	Anaemia megaloblastic	Europe	219	34,7	1	0,5	218	34,9	3	0,5	NE	* Quasi-complete separation of data points detected.				* WARNING: Negative of Hessian not positive definite.			NE	Algorithm converged.	NE	NE	0,3184	NE	NE	Algorithm converged.	NE	NE
Blood and lymphatic system disorders	Anaemia megaloblastic	America	344	54,4	0	0,0	339	54,2	3	0,5	NE		NE	NE	NE		NE	NE	NE		NE	NE	NE		NE		NE	NE
Blood and lymphatic system disorders	Anaemia megaloblastic	Asia Pacific (Inc. Australia)	69	10,9	0	0,0	68	10,9	1	0,0	NE		NE	NE	NE		NE	NE	NE		NE	NE	NE		NE		NE	NE
Blood and lymphatic system disorders	Anaemia of chronic disease	Europe	219	34,7	0	0,0	218	34,9	0	0,0	NE		NE	NE	NE		NE	NE	NE		NE	NE	NE		NE		NE	NE
Blood and lymphatic system disorders	Anaemia of chronic disease	America	344	54,4	1	0,3	339	54,2	1	0,3	0,99	Convergence criterion (GCONV=1E-8) satisfied.	0,06	15,82	0,000	Algorithm converged.	-0,008	0,008	0,99	Algorithm converged.	0,06	15,69	0,9917		1,01	Algorithm converged.	0,06	16,16
Blood and lymphatic system disorders	Anaemia of chronic disease	Asia Pacific (Inc. Australia)	69	10,9	1	0,3	68	10,9	1	0,3	NE		NE	NE	NE		NE	NE	NE		NE	NE	NE		NE		NE	NE
Blood and lymphatic system disorders	Iron deficiency anaemia	Europe	219	34,7	1	0,5	218	34,9	1	0,5	1,00	Convergence criterion (GCONV=1E-8) satisfied.	0,06	16,02	0,000	Algorithm converged.	-0,013	0,013	1,00	Algorithm converged.	0,06	15,81	0,9974	0,9309	1,00	Algorithm converged.	0,06	15,96
Blood and lymphatic system disorders	Iron deficiency anaemia	America	344	54,4	1	0,3	339	54,2	2	0,6	0,49	Convergence criterion (GCONV=1E-8) satisfied.	0,04	5,44	-0,003	Algorithm converged.	-0,019	0,007	0,49	Algorithm converged.	0,04	5,41	0,5540		2,03	Algorithm converged.	0,18	22,25
Blood and lymphatic system disorders	Iron deficiency anaemia	Asia Pacific (Inc. Australia)	69	10,9	0	0,0	68	10,9	0	0,0	NE		NE	NE	NE		NE	NE	NE		NE	NE	NE		NE		NE	NE
Blood and lymphatic system disorders	Leukocytosis	Europe	219	34,7	0	0,0	218	34,9	0	0,0	NE		NE	NE	NE		NE	NE	NE		NE	NE	NE	NE	NE		NE	NE
Blood and lymphatic system disorders	Leukocytosis	America	344	54,4	2	0,6	339	54,2	0	0,0	NE	* Quasi-complete separation of data points detected.				* WARNING: Negative of Hessian not positive definite.			NE	Algorithm converged.	NE	NE	0,1601		NE	Algorithm converged.	NE	NE
Blood and lymphatic system disorders	Leukocytosis	Asia Pacific (Inc. Australia)	69	10,9	1	1,4	68	10,9	1	1,5	NE	* Quasi-complete separation of data points detected.				* WARNING: The relative Hessian convergence criterion of 12.210741552 is greater than the limit of 0.0001. The convergence is questionable.			0,00	Algorithm converged.	0,00	NE	0,3138		>999,99	Algorithm converged.	0,00	NE
Blood and lymphatic system disorders	Lymphadenitis	Europe	219	34,7	0	0,0	218	34,9	1	0,5	NE	* Quasi-complete separation of data points detected.				* ERROR: Error in computing the link function. Its derivatives, or the variance function.			0,00	Algorithm converged.	0,00	NE	0,3162	NE	>999,99	Algorithm converged.	0,00	NE
Blood and lymphatic system disorders	Lymphadenitis	America	344	54,4	0	0,0	339	54,2	0	0,0	NE		NE	NE	NE		NE	NE	NE		NE	NE	NE		NE		NE	NE
Blood and lymphatic system disorders	Lymphadenitis	Asia Pacific (Inc. Australia)	69	10,9	0	0,0	68	10,9	0	0,0	NE		NE	NE	NE		NE	NE	NE		NE	NE	NE		NE		NE	NE
Blood and lymphatic system disorders	Microcytic anaemia	Europe	219	34,7	0	0,0	218	34,9	0	0,0	NE		NE	NE	NE		NE	NE	NE		NE	NE	NE	NE	NE		NE	NE
Blood and lymphatic system disorders	Microcytic anaemia	America	344	54,4	1	0,3	339	54,2	1	0,3	0,99	Convergence criterion (GCONV=1E-8) satisfied.	0,06	15,82	0,000	Algorithm converged.	-0,008	0,008	0,99	Algorithm converged.	0,06	15,69	0,9917		1,01	Algorithm converged.	0,06	16,16
Blood and lymphatic system disorders	Microcytic anaemia	Asia Pacific (Inc. Australia)	69	10,9	0	0,0	68	10,9	0	0,0	NE		NE	NE	NE		NE	NE	NE		NE	NE	NE		NE		NE	NE
Blood and lymphatic system disorders	Neutrocytosis	America	344	54,4	0	0,0	339	54,2	0	0,0	NE		NE	NE	NE		NE	NE	NE		NE	NE	NE	NE	NE		NE	NE
Blood and lymphatic system disorders	Neutrocytosis	Europe	219	34,7	0	0,0	218	34,9	0	0,0	NE		NE	NE	NE		NE	NE	NE		NE	NE	NE		NE		NE	NE
Blood and lymphatic system disorders	Neutrocytosis	Asia Pacific (Inc. Australia)	69	10,9	0	0,0	68	10,9	0	0,0	NE		NE	NE	NE		NE	NE	NE		NE	NE	NE		NE		NE	NE
Blood and lymphatic system disorders	Neutrophilia	Europe	219	34,7	0	0,0	218	34,9	0	0,0	NE		NE	NE	NE		NE	NE	NE		NE	NE	NE	NE	NE		NE	NE
Blood and lymphatic system disorders	Neutrophilia	America	344	54,4	0	0,0	339	54,2	1	0,3	NE	* Quasi-complete separation of data points detected.				* ERROR: The mean parameter is either invalid or at a limit of its range for some observations.			0,00	Algorithm converged.	0,00	NE	0,3138		>999,99	Algorithm converged.	0,00	NE
Blood and lymphatic system disorders	Neutrophilia	Asia Pacific (Inc. Australia)	69	10,9	0	0,0	68	10,9	0	0,0	NE		NE	NE	NE		NE	NE	NE		NE	NE	NE		NE		NE	NE
Blood and lymphatic system disorders	Thrombocytopenia	Europe	219	34,7	0	0,0	218	34,9	0	0,0	NE		NE	NE	NE		NE	NE	NE		NE	NE	NE	NE	NE		NE	NE
Blood and lymphatic system disorders	Thrombocytopenia	America	344	54,4	1	0,3	339	54,2	1	0,3	0,99	Convergence criterion (GCONV=1E-8) satisfied.	0,06	15,82	0,000	Algorithm converged.	-0,008	0,008	0,99	Algorithm converged.	0,06	15,69	0,9917		1,01	Algorithm converged.	0,06	16,16
Blood and lymphatic system disorders	Thrombocytopenia	Asia Pacific (Inc. Australia)	69	10,9	0	0,0	68	10,9	0	0,0	NE		NE	NE	NE		NE	NE	NE		NE	NE	NE		NE		NE	NE
Cardiac disorders		Europe	219	34,7	16	7,3	218	34,9	9	4,1	1,83	Convergence criterion (GCONV=1E-8) satisfied.	0,79	4,24	0,032	Algorithm converged.	-0,012	0,075	1,77	Algorithm converged.	0,80	3,92	0,1322	0,3619	0,57	Algorithm converged.	0,26	1,25
Cardiac disorders		America	344	54,4	28	8,1	339	54,2	30	8,8	0,91	Convergence criterion (GCONV=1E-8) satisfied.	0,53	1,58	-0,007	Algorithm converged.	-0,049	0,035	0,92	Algorithm converged.	0,54	1,53	0,7305		1,09	Algorithm converged.	0,66	1,78
Cardiac disorders		Asia Pacific (Inc. Australia)	69	10,9	3	4,3	68	10,9	2	2,9	1,50	Convergence criterion (GCONV=1E-8) satisfied.	0,24	9,27	0,014	Algorithm converged.	-0,049	0,077	1,46	Algorithm converged.	0,25	8,57	0,6618		0,66	Algorithm converged.	0,12	3,92
Cardiac disorders	Acute coronary syndrome	Europe	219	34,7	0	0,0	218	34,9	0	0,0	NE		NE	NE	NE		NE	NE	NE		NE	NE	NE	NE	NE		NE	NE
Cardiac disorders	Acute coronary syndrome	America	344	54,4	1	0,3	339	54,2	0	0,0	NE		NE	NE	NE		NE	NE	NE		NE	NE	NE		NE		NE	NE
Cardiac disorders	Acute coronary syndrome	Asia Pacific (Inc. Australia)	69	10,9	1	1,4	68	10,9	0	0,0	NE	* Quasi-complete separation of data points detected.				* WARNING: The relative Hessian convergence criterion of 11.992173254 is greater than the limit of 0.0001. The convergence is questionable.			NE	Algorithm converged.	NE	NE	0,3205		NE	Algorithm converged.	NE	NE
Cardiac disorders	Acute left ventricular failure	Europe	219	34,7	0	0,0	218	34,9	0	0,0	NE		NE	NE	NE		NE	NE	NE		NE	NE	NE	NE	NE		NE	NE
Cardiac disorders	Acute left ventricular failure	America	344	54,4	2	0,6	339	54,2	2	0,6	0,49	Convergence criterion (GCONV=1E-8) satisfied.	0,04	5,44	-0,003	Algorithm converged.	-0,019	0,007	0,49	Algorithm converged.	0,04	5,41	0,5540		2,03	Algorithm converged.	0,18	22,25
Cardiac disorders	Acute left ventricular failure	Asia Pacific (Inc. Australia)	69	10,9	0	0,0	68	10,9	0	0,0	NE		NE	NE	NE		NE	NE	NE		NE	NE	NE		NE		NE	NE
Cardiac disorders	Acute myocardial infarction	Europe	219	34,7	0	0,0	218	34,9	1	0,5	NE	* Quasi-complete separation of data points detected.				* ERROR: Error in computing the link function. Its derivatives, or the variance function.			0,00	Algorithm converged.	0,00	NE	0,3162	0,5935	>999,99	Algorithm converged.	0,00	NE
Cardiac disorders	Acute myocardial infarction	America	344	54,4	2	0,6	339	54,2	4	1,2	0,49	Convergence criterion (GCONV=1E-8) satisfied.	0,09	2,68	-0,006	Algorithm converged.	-0,020	0,008	0,49	Algorithm converged.	0,09	2,67	0,4825		2,03	Algorithm converged.	0,37	11,01
Cardiac disorders	Acute myocardial infarction	Asia Pacific (Inc. Australia)	69	10,9	1	1,4	68	10,9	1	1,5	0,99	Convergence criterion (GCONV=1E-8) satisfied.	0,06	16,08	0,000	Algorithm converged.	-0,040	0,040	0,99	Algorithm converged.	0,06	15,44	0,9917		1,01	Algorithm converged.	0,06	15,98
Cardiac disorders	Angina pectoris	Europe	219	34,7	1	0,5	218	34,9	2	0,9	0,50	Convergence criterion (GCONV=1E-8) satisfied.	0,04	5,95	-0,003	Algorithm converged.	-0,020	0,011	0,50	Algorithm converged.	0,05	5,45	0,5601	0,7656	2,01	Algorithm converged.	0,18	22,00
Cardiac disorders	Angina pectoris	America	344	54,4	3	0,9	339	54,2	3	0,9	1,48	Convergence criterion (GCONV=1E-8) satisfied.	0,25	8,83	0,003	Algorithm converged.	-0,010	0,016	1,49	Algorithm converged.	0,25	8,79	0,6657		0,68	Algorithm converged.	0,11	4,02
Cardiac disorders	Angina pectoris	Asia Pacific (Inc. Australia)	69	10,9	0	0,0	68	10,9	0	0,0	NE		NE	NE	NE		NE	NE	NE		NE	NE	NE		NE		NE	NE
Cardiac disorders	Angina unstable	Europe	219	34,7	0	0,0	218	34,9	0	0,0	NE		NE	NE	NE		NE	NE	NE		NE	NE	NE	NE	NE		NE	NE
Cardiac disorders	Angina unstable	America	344	54,4	1	0,3	339	54,2	0	0,0	NE	* Quasi-complete separation of data points detected.				* WARNING: Negative of Hessian not positive definite.			NE	Algorithm converged.	NE	NE	0,3203		NE	Algorithm converged.	NE	NE
Cardiac disorders	Angina unstable	Asia Pacific (Inc. Australia)	69	10,9	0	0,0	68	10,9	0	0,0	NE		NE	NE	NE		NE	NE	NE		NE	NE	NE		NE		NE	NE
Cardiac disorders	Aortic valve stenosis	Europe	219	34,7	1	0,5	218	34,9	0	0,0	NE	* Quasi-complete separation of data points detected.				* WARNING: Negative of Hessian not positive definite.			NE	Algorithm converged.	NE	NE	0,3184	NE	NE	Algorithm converged.	NE	NE
Cardiac disorders	Aortic valve stenosis	America	344	54,4	1	0,3	339	54,2	0	0,0	NE		NE	NE	NE		NE	NE	NE		NE	NE	NE		NE		NE	NE
Cardiac disorders	Aortic valve stenosis	Asia Pacific (Inc. Australia)	69	10,9	0	0,0	68	10,9	0	0,0	NE		NE	NE	NE		NE	NE	NE		NE	NE	NE		NE		NE	NE
Cardiac disorders	Arrhythmia	Europe	219	34,7	0	0,0	218	34,9	0	0,0	NE	* Quasi-complete separation of data points detected.				* ERROR: The mean parameter is either invalid or at a limit of its range for some observations.			NE	Algorithm converged.	NE	NE	0,3162	NE	NE	Algorithm converged.	NE	NE
Cardiac disorders	Arrhythmia	America	344	54,4	1	0,3	339	54,2	0	0,0	NE	* Quasi-complete separation of data points detected.				* WARNING: Negative of Hessian not positive definite.			NE	Algorithm converged.	NE	NE	0,3203		NE	Algorithm converged.	NE	NE
Cardiac disorders	Arrhythmia	Asia Pacific (Inc. Australia)	69	10,9	0	0,0	68	10,9	0	0,0	NE		NE	NE	NE		NE	NE	NE		NE	NE	NE		NE		NE	NE
Cardiac disorders	Arteriosclerosis coronary artery	Europe	219	34,	0	0,0	218	34,9	1	0,5	1,00	Convergence criterion (GCONV=1E-8) satisfied.	0,06	16,02	0,000	Algorithm converged.	-0,013	0,013	1,00	Algorithm converged.	0,06	15,81	0,9974	NE	1,00	Algorithm converged.	0,06	15,96
Cardiac disorders	Arteriosclerosis coronary artery	America	344	54,4	1	0,3	339	54,2	0	0,0	NE	* Quasi-complete separation of data points detected.				* WARNING: Negative of Hessian not positive definite.			NE	Algorithm converged.	NE	NE	0,3203		NE	Algorithm converged.	NE	NE
Cardiac disorders	Arteriosclerosis coronary artery	Asia Pacific (Inc. Australia)	69	10,9	0	0,0	68	10,9	0	0,0	NE		NE	NE	NE		NE	NE	NE		NE	NE	NE		NE		NE	NE
Cardiac disorders	Atrial fibrillation	Europe	219	34,7	4	1,8	218	34,9	1	0,5	4,04	Convergence criterion (GCONV=1E-8) satisfied.	0,45	36,41	0,014	Algorithm converged.	-0,006	0,034	3,98	Algorithm converged.	0,45	35,34	0,1794	0,4146	0,25	Algorithm converged.	0,03	2,23
Cardiac disorders	Atrial fibrillation	America	344	54,4	2	0,6	339	54,2	3	0,9	0,66	Convergence criterion (GCONV=1E-8) satisfied.	0,13	3,40	-0,003	Algorithm converged.	-0,016	0,010	0,66	Algorithm converged.	0,13	3,35	0,6420		1,52	Algorithm converged.	0,26	9,05
Cardiac disorders	Atrial fibrillation	Asia Pacific (Inc. Australia)	69	10,9	0	0,0	68	10,9	0	0,0	NE		NE	NE	NE		NE	NE	NE		NE	NE	NE		NE		NE	NE
Cardiac disorders	Atrioventricular block complete	Europe	219	34,7	0	0,0	218	34,9	0	0,0	NE		NE	NE	NE		NE	NE	NE		NE	NE	NE	NE	NE		NE	NE
Cardiac disorders	Atrioventricular block complete	America	344	54,4	1	0,3	339	54,2	0	0,0	NE	* Quasi-complete separation of data points detected.				* WARNING: Negative of Hessian not positive definite.			NE	Algorithm converged.	NE	NE	0,3203		NE	Algorithm converged.	NE	NE
Cardiac disorders	Atrioventricular block complete	Asia Pacific (Inc. Australia)	69	10,9	0	0,0	68	10,9	0	0,0	NE		NE	NE	NE		NE	NE	NE		NE	NE	NE		NE		NE	NE
Cardiac disorders	Bradycardia	Europe	219	34,7	0	0,0	218	34,9	0	0,0	NE		NE	NE	NE		NE	NE	NE		NE	NE	NE	NE	NE		NE	NE
Cardiac disorders	Bradycardia	America	344	54,4	2	0,6	339	54,2	0	0,0	NE	* Quasi-complete separation of data points detected.				* WARNING: Negative of Hessian not positive definite.			NE	Algorithm converged.	NE	NE	0,1601		NE	Algorithm converged.	NE	NE
Cardiac disorders	Bradycardia	Asia Pacific (Inc. Australia)	69	10,9	0	0,0	68	10,9	0	0,0	NE		NE	NE	NE		NE	NE	NE		NE	NE	NE		NE		NE	NE
Cardiac disorders	Bundle branch block right	Europe	219	34,7	0	0,0	218	34,9	0	0,0	NE		NE	NE	NE		NE	NE	NE		NE	NE	NE	NE	NE		NE	NE
Cardiac disorders	Bundle branch block right	America	344	54,4	1	0,3	339	54,2	0	0,0	NE	* Quasi-complete separation of data points detected.				* WARNING: Negative of Hessian not positive definite.			NE	Algorithm converged.	NE	NE	0,3203		NE	Algorithm converged.	NE	NE
Cardiac disorders	Bundle branch block right	Asia Pacific (Inc. Australia)	69	10,9	0	0,0	68	10,9	0	0,0	NE		NE	NE	NE		NE	NE	NE		NE	NE	NE		NE		NE	NE
Cardiac disorders	Cardiac arrest	Europe	219	34,7	1	0,5	218	34,9	1	0,5	1,00	Convergence criterion (GCONV=1E-8) satisfied.	0,06	16,02	0,000	Algorithm converged.	-0,013	0,013	1,00	Algorithm converged.	0,06	15,81	0,9974	NE	1,00	Algorithm converged.	0,06	15,96
Cardiac disorders	Cardiac arrest	America	344	54,4	0	0,0	339	54,2	0	0,0	NE		NE	NE	NE		NE	NE	NE		NE	NE	NE		NE		NE	NE
Cardiac disorders	Cardiac arrest	Asia Pacific (Inc. Australia)	69	10,9	0	0,0	68	10,9	0	0,0	NE		NE	NE	NE		NE	NE	NE		NE	NE	NE		NE		NE	NE
Cardiac disorders	Cardiac failure	Europe	219	34,7	3	1,4	218	34,9	0	0,0	NE	* Quasi-complete separation of data points detected.				* ERROR: The mean parameter is either invalid or at a limit of its range for some observations.			NE	Algorithm converged.	NE	NE	0,0833		NE	Algorithm converged.	NE	NE
Cardiac disorders	Cardiac failure	America	344	54,4	9	2,6	339	54,2	1	0,3	0,35	Convergence criterion (GCONV=1E-8) satisfied.	0,08	2,03	-0,001	Algorithm converged.	-0,024	0,006	0,34	Algorithm converged.	0,08	2,02	0,2467		2,94	Algorithm converged.	0,30	12,99
Cardiac disorders	Cardiac failure	Asia Pacific (Inc. Australia)	69	10,9	0	0,0	68	10,9	0	0,0	NE		NE	NE	NE		NE	NE	NE		NE	NE	NE		NE		NE	NE
Cardiac disorders	Cardiac failure acute	Europe	219	34,7	0	0,0	218	34,9	1	0,5	NE	* Quasi-complete separation of data points detected.				* ERROR: Error in computing the link function. Its derivatives, or the variance function.			0,00	Algorithm converged.	0,00	NE	0,3162	NE	>999,99	Algorithm converged.	0,00	NE
Cardiac disorders	Cardiac failure acute	America	344	54,4	0	0,0	339	54,2	0	0,0	NE		NE	NE	NE		NE	NE	NE		NE	NE	NE		NE		NE	NE
Cardiac disorders	Cardiac failure acute	Asia Pacific (Inc. Australia)	69	10,9	0	0,0	68	10,9	0	0,0	NE		NE	NE	NE		NE	NE	NE		NE	NE	NE		NE		NE	NE
Cardiac disorders	Cardiac failure chronic	Europe	219	34,7	2	0,9	218	34,9	0	0,0	NE	* Quasi-complete separation of data points detected.				* ERROR: The mean parameter is either invalid or at a limit of its range for some observations.			NE	Algorithm converged.	NE	NE	0,1572	NE	NE	Algorithm converged.	NE	NE
Cardiac disorders	Cardiac failure chronic	America	344	54,4	1	0,3	339	54,2	0	0,0	NE		NE	NE	NE		NE	NE	NE		NE	NE	NE		NE		NE	NE

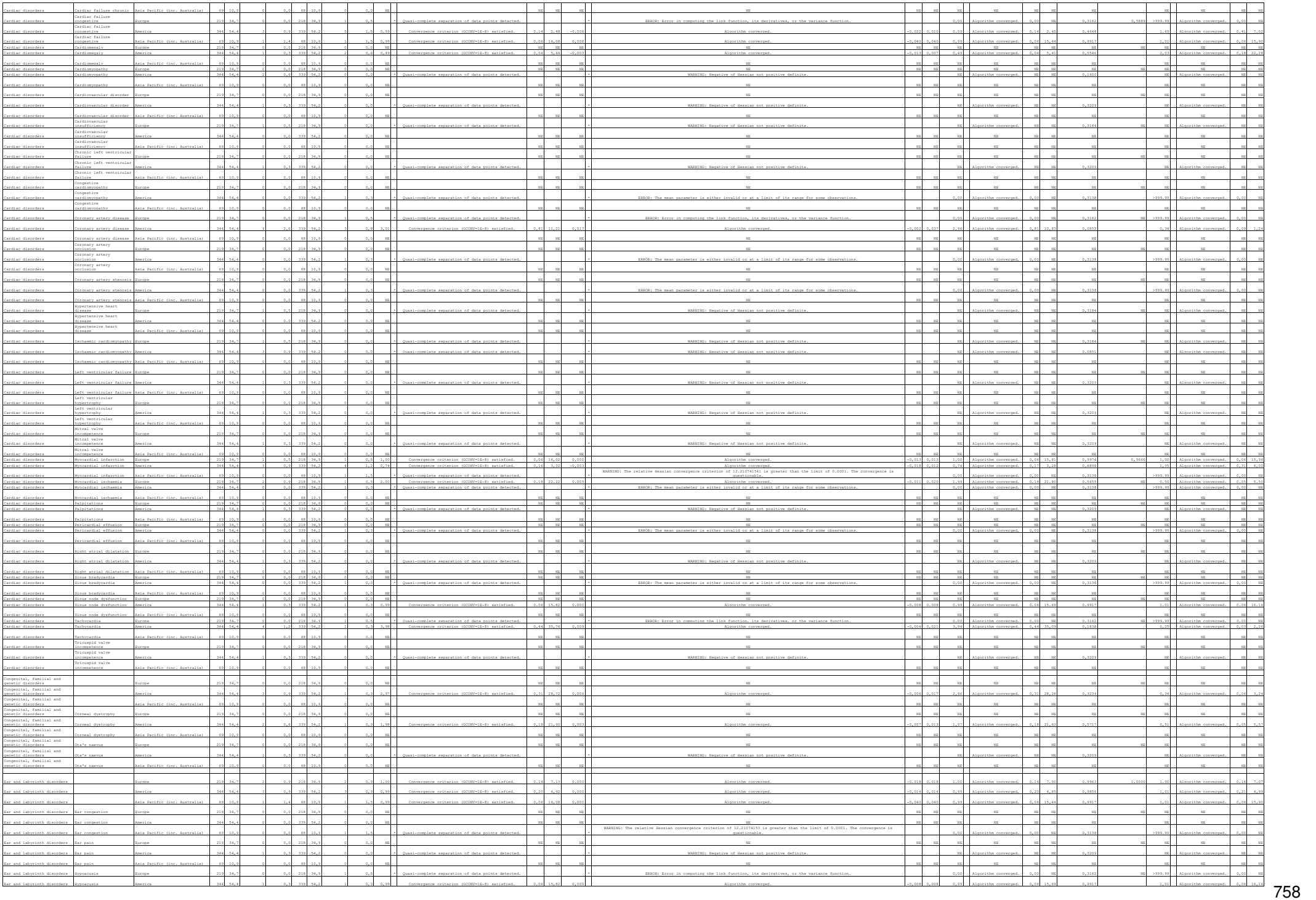

| | | |

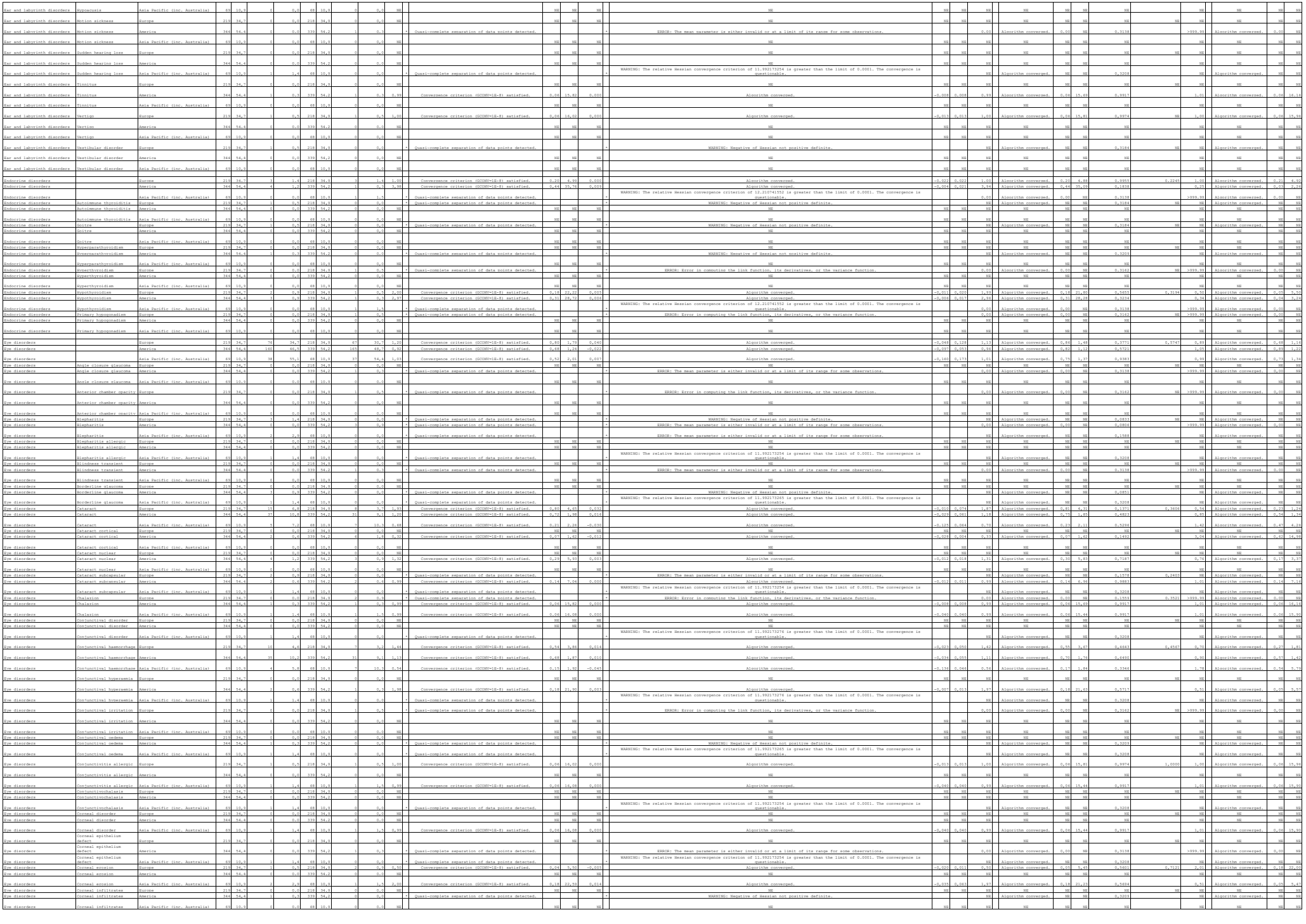

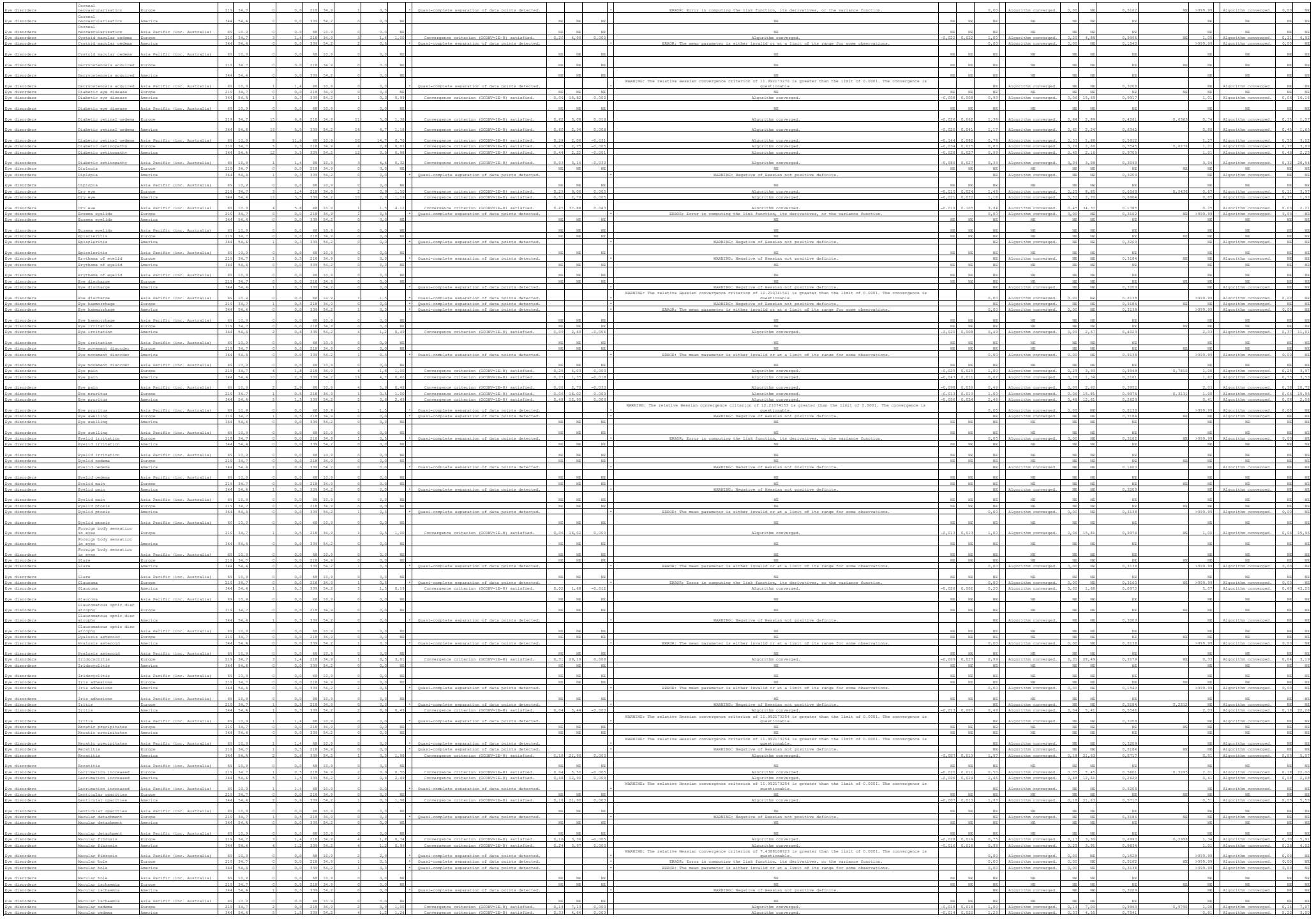

760

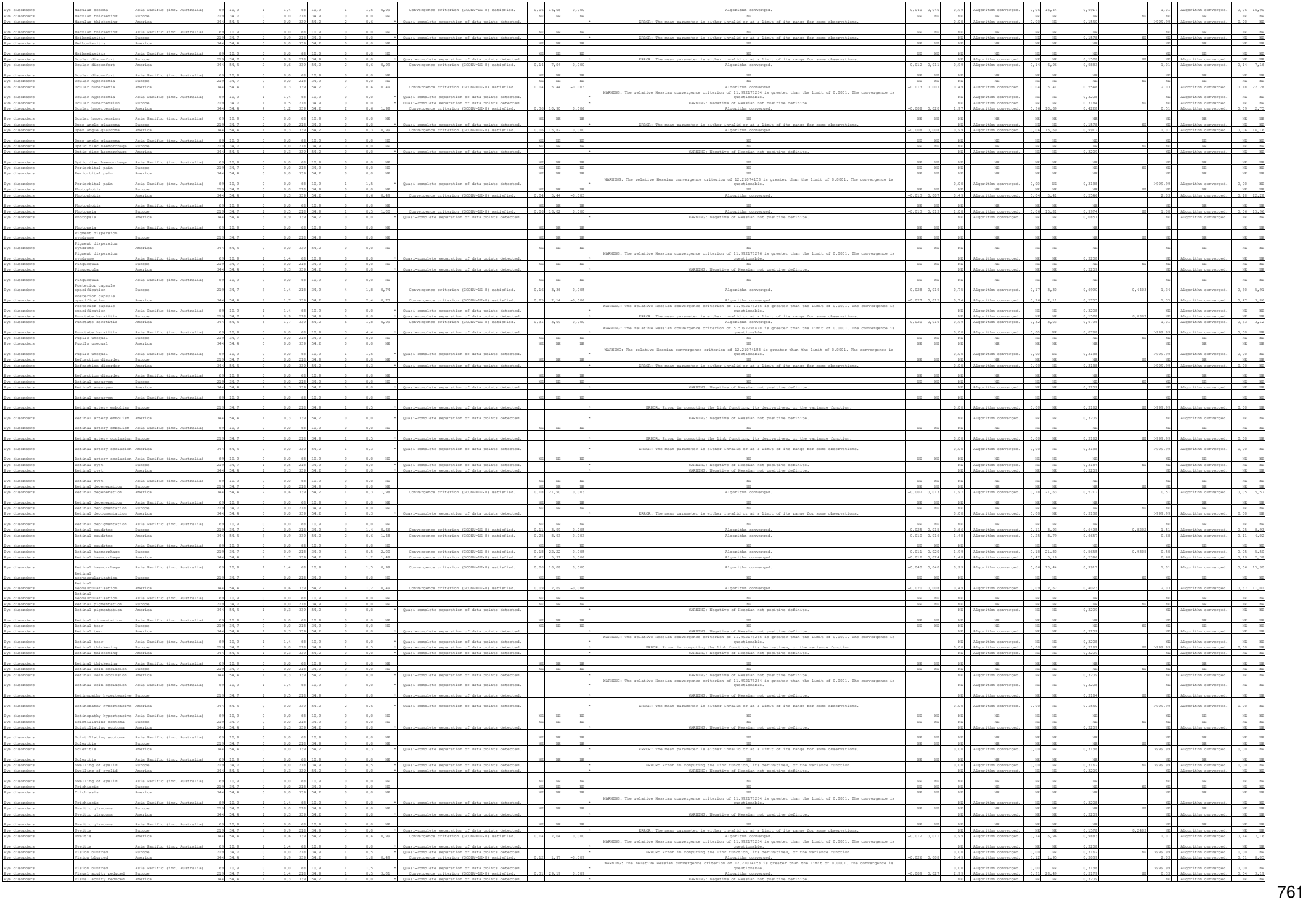

| | | |

| | | |

| | | |

General disorders and administration site conditions	Sensation of foreign body	Europe	219	34,7	1	0,5	218	34,9	1	0,5	NE				NE	NE	NE	NE				NE	NE	NE	NE				NE	NE	NE							
General disorders and administration site conditions	Sensation of foreign body	America	344	54,4	1	1,2	339	54,2	2	0,6	0,48	Convergence criterion (GCONV=1E-8) satisfied.	0,04	5,44	-0,003	Algorithm converged.	-0,013	0,007	0,49	Algorithm converged.	0,04	5,41	0,5546			2,01	Algorithm converged.	0,18	22,26										
General disorders and administration site conditions	Sensation of foreign body	Asia Pacific (Inc. Australia)	69	10,9	1	0,0	68	10,9	1	1,5		Quasi-complete separation of data points detected.				WARNING: The relative Hessian convergence criterion of 12.21074153 is greater than the limit of 0.0001. The convergence is questionable.			0,00	Algorithm converged.	0,00	NE	0,3138			>999,99	Algorithm converged.	0,00	NE										
General disorders and administration site conditions	Swelling	Europe	219	34,7	1	0,5	218	34,9	0	0,0		Quasi-complete separation of data points detected.				WARNING: Negative of Hessian not positive definite.			NE	Algorithm converged.	NE	NE	0,3184	NE	NE	Algorithm converged.	NE	NE										
General disorders and administration site conditions	Swelling	America	344	54,4	1	0,3	339	54,2	1	0,3	0,99	Convergence criterion (GCONV=1E-8) satisfied.	0,04	15,82	0,000	Algorithm converged.	-0,008	0,008	0,93	Algorithm converged.	0,06	15,69	0,9917			1,01	Algorithm converged.	0,06	16,14										
General disorders and administration site conditions	Swelling	Asia Pacific (Inc. Australia)	69	10,9	1	0,0	68	10,9	0	0,0	NE		NE	NE	NE	NE	NE	NE	NE	NE	NE	NE	NE	NE	NE	NE	NE	NE	NE	NE							
General disorders and administration site conditions	Swelling face	Europe	219	34,7	1	0,0	218	34,9	0	0,0	NE		NE	NE	NE	NE	NE	NE	NE	NE	NE	NE	NE	NE	NE	NE	NE	NE	NE	NE							
General disorders and administration site conditions	Swelling face	America	344	54,4	1	0,0	339	54,2	0	0,0	NE		NE	NE	NE	NE	NE	NE	NE	NE	NE	NE	NE	NE	NE	NE	NE	NE	NE	NE							
General disorders and administration site conditions	Swelling face	Asia Pacific (Inc. Australia)	69	10,9	0	0,0	68	10,9	1	1,5		Quasi-complete separation of data points detected.				WARNING: The relative Hessian convergence criterion of 12.21074153 is greater than the limit of 0.0001. The convergence is questionable.			0,00	Algorithm converged.	0,00	NE	0,3138			>999,99	Algorithm converged.	0,00	NE										
General disorders and administration site conditions	Treatment failure	Europe	219	34,7	1	0,0	218	34,9	0	0,0	NE		NE	NE	NE	NE	NE	NE	NE	NE	NE	NE	NE	NE	NE	NE	NE	NE	NE	NE							
General disorders and administration site conditions	Treatment failure	America	344	54,4	1	0,0	339	54,2	1	0,3		Quasi-complete separation of data points detected.				ERROR: The mean parameter is either invalid or at a limit of its range for some observations.			0,00	Algorithm converged.	0,00	NE	0,3138			>999,99	Algorithm converged.	0,00	NE										
General disorders and administration site conditions	Treatment failure	Asia Pacific (Inc. Australia)	69	10,9	0	0,0	68	10,9	0	0,0	NE		NE	NE	NE	NE	NE	NE	NE	NE	NE	NE	NE	NE	NE	NE	NE	NE	NE	NE							
Hepatobiliary disorders		Europe	219	34,7	4	2,7	218	34,9	2	0,9	3,04	Convergence criterion (GCONV=1E-8) satisfied.	0,61	15,24	0,014	Algorithm converged.	-0,007	0,043	2,93	Algorithm converged.	0,61	14,61	0,1358	0,4220	0,31	Algorithm converged.	0,07	1,64										
Hepatobiliary disorders		America	344	54,4	5	1,5	339	54,2	3	1,5	0,75	Convergence criterion (GCONV=1E-8) satisfied.	0,21	2,95	-0,003	Algorithm converged.	-0,020	0,014	0,73	Algorithm converged.	0,21	2,91	0,7208			1,27	Algorithm converged.	0,34	4,66										
Hepatobiliary disorders		Asia Pacific (Inc. Australia)	69	10,9	0	0,0	68	10,9	0	0,0	NE		NE	NE	NE	NE	NE	NE	NE	NE	NE	NE	NE	NE	NE	NE	NE	NE	NE	NE							
Hepatobiliary disorders	Bile duct stenosis	Europe	219	34,7	0	0,0	218	34,9	1	0,5		Quasi-complete separation of data points detected.				ERROR: Error in computing the link function, its derivatives, or the variance function.			0,00	Algorithm converged.	0,00	NE	0,3162	NE	>999,99	Algorithm converged.	0,00	NE										
Hepatobiliary disorders	Bile duct stenosis	America	344	54,4	0	0,0	339	54,2	0	0,0	NE		NE	NE	NE	NE	NE	NE	NE	NE	NE	NE	NE	NE	NE	NE	NE	NE	NE	NE							
Hepatobiliary disorders	Bile duct stenosis	Asia Pacific (Inc. Australia)	69	10,9	0	0,0	68	10,9	0	0,0	NE		NE	NE	NE	NE	NE	NE	NE	NE	NE	NE	NE	NE	NE	NE	NE	NE	NE	NE							
Hepatobiliary disorders	Cholecystitis	Europe	219	34,7	1	0,5	218	34,9	1	0,5	1,00	Convergence criterion (GCONV=1E-8) satisfied.	0,06	16,00	0,001	Algorithm converged.	-0,013	0,013	1,01	Algorithm converged.	0,06	15,81	0,9374	NE	1,01	Algorithm converged.	0,06	15,96										
Hepatobiliary disorders	Cholecystitis	America	344	54,4	1	0,3	339	54,2	1	0,3		Quasi-complete separation of data points detected.				WARNING: Negative of Hessian not positive definite.			NE	Algorithm converged.	NE	NE	0,3203		NE	Algorithm converged.	NE	NE										
Hepatobiliary disorders	Cholecystitis	Asia Pacific (Inc. Australia)	69	10,9	0	0,0	68	10,9	0	0,0	NE		NE	NE	NE	NE	NE	NE	NE	NE	NE	NE	NE	NE	NE	NE	NE	NE	NE	NE							
Hepatobiliary disorders	Cholecystitis acute	Europe	219	34,7	0	0,0	218	34,9	0	0,0	NE		NE	NE	NE	NE	NE	NE	NE	NE	NE	NE	NE	NE	NE	NE	NE	NE	NE	NE							
Hepatobiliary disorders	Cholecystitis acute	America	344	54,4	1	0,3	339	54,2	1	0,3		Quasi-complete separation of data points detected.				WARNING: Negative of Hessian not positive definite.			NE	Algorithm converged.	NE	NE	0,3203		NE	Algorithm converged.	NE	NE										
Hepatobiliary disorders	Cholecystitis acute	Asia Pacific (Inc. Australia)	69	10,9	0	0,0	68	10,9	0	0,0	NE		NE	NE	NE	NE	NE	NE	NE	NE	NE	NE	NE	NE	NE	NE	NE	NE	NE	NE							
Hepatobiliary disorders	Cholelithiasis	Europe	219	34,7	1	0,5	218	34,9	1	0,5		Quasi-complete separation of data points detected.				WARNING: Negative of Hessian not positive definite.			NE	Algorithm converged.	NE	NE	0,3184	NE	NE	Algorithm converged.	NE	NE										
Hepatobiliary disorders	Cholelithiasis	America	344	54,4	1	0,3	339	54,2	0	0,0		Quasi-complete separation of data points detected.				WARNING: Negative of Hessian not positive definite.			NE	Algorithm converged.	NE	NE	0,3203		NE	Algorithm converged.	NE	NE										
Hepatobiliary disorders	Cholelithiasis	Asia Pacific (Inc. Australia)	69	10,9	0	0,0	68	10,9	0	0,0	NE		NE	NE	NE	NE	NE	NE	NE	NE	NE	NE	NE	NE	NE	NE	NE	NE	NE	NE							
Hepatobiliary disorders	Chronic hepatitis	Europe	219	34,7	0	0,0	218	34,9	0	0,0	NE		NE	NE	NE	NE	NE	NE	NE	NE	NE	NE	NE	NE	NE	NE	NE	NE	NE	NE							
Hepatobiliary disorders	Chronic hepatitis	America	344	54,4	0	0,0	339	54,2	0	0,0	NE		NE	NE	NE	ERROR: The mean parameter is either invalid or at a limit of its range for some observations.			0,00	Algorithm converged.	0,00	NE	0,3138			>999,99	Algorithm converged.	0,00	NE										
Hepatobiliary disorders	Chronic hepatitis	Asia Pacific (Inc. Australia)	69	10,9	0	0,0	68	10,9	0	0,0	NE		NE	NE	NE	NE	NE	NE	NE	NE	NE	NE	NE	NE	NE	NE	NE	NE	NE	NE							
Hepatobiliary disorders	Hepatic cirrhosis	Europe	219	34,7	1	0,5	218	34,9	1	0,5		Quasi-complete separation of data points detected.				WARNING: Negative of Hessian not positive definite.			NE	Algorithm converged.	NE	NE	0,3184	NE	NE	Algorithm converged.	NE	NE										
Hepatobiliary disorders	Hepatic cirrhosis	America	344	54,4	1	0,3	339	54,2	1	0,3		Quasi-complete separation of data points detected.				ERROR: The mean parameter is either invalid or at a limit of its range for some observations.			0,00	Algorithm converged.	0,00	NE	0,3138			>999,99	Algorithm converged.	0,00	NE										
Hepatobiliary disorders	Hepatic cirrhosis	Asia Pacific (Inc. Australia)	69	10,9	0	0,0	68	10,9	0	0,0	NE		NE	NE	NE	NE	NE	NE	NE	NE	NE	NE	NE	NE	NE	NE	NE	NE	NE	NE							
Hepatobiliary disorders	Hepatic steatosis	Europe	219	34,7	2	0,9	218	34,9	2	0,9		Quasi-complete separation of data points detected.				ERROR: The mean parameter is either invalid or at a limit of its range for some observations.			NE	Algorithm converged.	NE	NE	0,1578	NE	NE	Algorithm converged.	NE	NE										
Hepatobiliary disorders	Hepatic steatosis	America	344	54,4	2	0,6	339	54,2	2	0,6		Quasi-complete separation of data points detected.				ERROR: The mean parameter is either invalid or at a limit of its range for some observations.			0,00	Algorithm converged.	0,00	NE	0,1580			>999,99	Algorithm converged.	0,00	NE										
Hepatobiliary disorders	Hepatic steatosis	Asia Pacific (Inc. Australia)	69	10,9	0	0,0	68	10,9	0	0,0	NE		NE	NE	NE	NE	NE	NE	NE	NE	NE	NE	NE	NE	NE	NE	NE	NE	NE	NE							
Hepatobiliary disorders	Hepatomegaly	Europe	219	34,7	1	0,5	218	34,9	1	0,5		Quasi-complete separation of data points detected.				WARNING: Negative of Hessian not positive definite.			NE	Algorithm converged.	NE	NE	0,3184	NE	NE	Algorithm converged.	NE	NE										
Hepatobiliary disorders	Hepatomegaly	America	344	54,4	1	0,3	339	54,2	1	0,3		Quasi-complete separation of data points detected.				WARNING: Negative of Hessian not positive definite.			NE	Algorithm converged.	NE	NE	0,3203		NE	Algorithm converged.	NE	NE										
Hepatobiliary disorders	Hepatomegaly	Asia Pacific (Inc. Australia)	69	10,9	0	0,0	68	10,9	0	0,0	NE		NE	NE	NE	NE	NE	NE	NE	NE	NE	NE	NE	NE	NE	NE	NE	NE	NE	NE							
Hepatobiliary disorders	Jaundice	Europe	219	34,7	0	0,0	218	34,9	0	0,0	NE		NE	NE	NE	NE	NE	NE	NE	NE	NE	NE	NE	NE	NE	NE	NE	NE	NE	NE							
Hepatobiliary disorders	Jaundice	America	344	54,4	1	0,3	339	54,2	1	0,3		Quasi-complete separation of data points detected.				ERROR: The mean parameter is either invalid or at a limit of its range for some observations.			0,00	Algorithm converged.	0,00	NE	0,3138			>999,99	Algorithm converged.	0,00	NE										
Hepatobiliary disorders	Jaundice	Asia Pacific (Inc. Australia)	69	10,9	0	0,0	68	10,9	0	0,0	NE		NE	NE	NE	NE	NE	NE	NE	NE	NE	NE	NE	NE	NE	NE	NE	NE	NE	NE							
Hepatobiliary disorders	Liver disorder	Europe	219	34,7	0	0,0	218	34,9	0	0,0	NE		NE	NE	NE	NE	NE	NE	NE	NE	NE	NE	NE	NE	NE	NE	NE	NE	NE	NE							
Hepatobiliary disorders	Liver disorder	America	344	54,4	1	0,3	339	54,2	1	0,3		Quasi-complete separation of data points detected.				ERROR: The mean parameter is either invalid or at a limit of its range for some observations.			0,00	Algorithm converged.	0,00	NE	0,3138			>999,99	Algorithm converged.	0,00	NE										
Hepatobiliary disorders	Liver disorder	Asia Pacific (Inc. Australia)	69	10,9	0	0,0	68	10,9	0	0,0	NE		NE	NE	NE	NE	NE	NE	NE	NE	NE	NE	NE	NE	NE	NE	NE	NE	NE	NE							
Hepatobiliary disorders	Non-alcoholic steatohepatitis	Europe	219	34,7	1	0,5	218	34,9	1	0,5		Quasi-complete separation of data points detected.				WARNING: Negative of Hessian not positive definite.			NE	Algorithm converged.	NE	NE	0,3184	NE	NE	Algorithm converged.	NE	NE										
Hepatobiliary disorders	Non-alcoholic steatohepatitis	America	344	54,4	0	0,0	339	54,2	0	0,0	NE		NE	NE	NE	NE	NE	NE	NE	NE	NE	NE	NE	NE	NE	NE	NE	NE	NE	NE							
Hepatobiliary disorders	Non-alcoholic steatohepatitis	Asia Pacific (Inc. Australia)	69	10,9	0	0,0	68	10,9	0	0,0	NE		NE	NE	NE	NE	NE	NE	NE	NE	NE	NE	NE	NE	NE	NE	NE	NE	NE	NE							
Hepatobiliary disorders	Portal vein dilatation	Europe	219	34,7	1	0,5	218	34,9	1	0,5		Quasi-complete separation of data points detected.				WARNING: Negative of Hessian not positive definite.			NE	Algorithm converged.	NE	NE	0,3184	NE	NE	Algorithm converged.	NE	NE										
Hepatobiliary disorders	Portal vein dilatation	America	344	54,4	0	0,0	339	54,2	0	0,0	NE		NE	NE	NE	NE	NE	NE	NE	NE	NE	NE	NE	NE	NE	NE	NE	NE	NE	NE							
Hepatobiliary disorders	Portal vein dilatation	Asia Pacific (Inc. Australia)	69	10,9	0	0,0	68	10,9	0	0,0	NE		NE	NE	NE	NE	NE	NE	NE	NE	NE	NE	NE	NE	NE	NE	NE	NE	NE	NE							
Immune system disorders		Europe	219	34,7	2	0,9	218	34,9	2	0,9	1,00	Convergence criterion (GCONV=1E-8) satisfied.	0,14	7,13	0,000	Algorithm converged.	-0,019	0,019	1,01	Algorithm converged.	0,14	7,00	0,9963	0,6619	1,00	Algorithm converged.	0,14	7,07										
Immune system disorders		America	344	54,4	3	2,6	339	54,2	3	0,9	3,01	Convergence criterion (GCONV=1E-8) satisfied.	0,83	11,21	0,01	Algorithm converged.	-0,002	0,037	2,94	Algorithm converged.	0,83	10,83	0,9893		0,34	Algorithm converged.	0,09	1,24										
Immune system disorders		Asia Pacific (Inc. Australia)	69	10,9	0	0,0	68	10,9	0	0,0	NE		NE	NE	NE	NE	NE	NE	NE	NE	NE	NE	NE	NE	NE	NE	NE	NE	NE	NE							
Immune system disorders	Allergy to chemicals	Europe	219	34,7	1	0,5	218	34,9	1	0,5		Quasi-complete separation of data points detected.				WARNING: Negative of Hessian not positive definite.			NE	Algorithm converged.	NE	NE	0,3184	NE	NE	Algorithm converged.	NE	NE										
Immune system disorders	Allergy to chemicals	America	344	54,4	0	0,0	339	54,2	0	0,0	NE		NE	NE	NE	NE	NE	NE	NE	NE	NE	NE	NE	NE	NE	NE	NE	NE	NE	NE							
Immune system disorders	Allergy to chemicals	Asia Pacific (Inc. Australia)	69	10,9	0	0,0	68	10,9	0	0,0	NE		NE	NE	NE	NE	NE	NE	NE	NE	NE	NE	NE	NE	NE	NE	NE	NE	NE	NE							
Immune system disorders	Anaphylactic reaction	Europe	219	34,7	0	0,0	218	34,9	0	0,0	NE		NE	NE	NE	NE	NE	NE	NE	NE	NE	NE	NE	NE	NE	NE	NE	NE	NE	NE							
Immune system disorders	Anaphylactic reaction	America	344	54,4	1	0,3	339	54,2	0	0,0		Quasi-complete separation of data points detected.				WARNING: Negative of Hessian not positive definite.			NE	Algorithm converged.	NE	NE	0,3203		NE	Algorithm converged.	NE	NE										
Immune system disorders	Anaphylactic reaction	Asia Pacific (Inc. Australia)	69	10,9	0	0,0	68	10,9	0	0,0	NE		NE	NE	NE	NE	NE	NE	NE	NE	NE	NE	NE	NE	NE	NE	NE	NE	NE	NE							
Immune system disorders	Contrast media allergy	Europe	219	34,7	0	0,0	218	34,9	0	0,0	NE		NE	NE	NE	NE	NE	NE	NE	NE	NE	NE	NE	NE	NE	NE	NE	NE	NE	NE							
Immune system disorders	Contrast media allergy	America	344	54,4	1	0,3	339	54,2	1	0,3	0,99	Convergence criterion (GCONV=1E-8) satisfied.	0,06	15,82	0,000	Algorithm converged.	-0,008	0,008	0,93	Algorithm converged.	0,06	15,69	0,9917		1,01	Algorithm converged.	0,06	16,14										
Immune system disorders	Contrast media allergy	Asia Pacific (Inc. Australia)	69	10,9	0	0,0	68	10,9	0	0,0	NE		NE	NE	NE	NE	NE	NE	NE	NE	NE	NE	NE	NE	NE	NE	NE	NE	NE	NE							
Immune system disorders	Drug hypersensitivity	Europe	219	34,7	0	0,0	218	34,9	1	0,5		Quasi-complete separation of data points detected.				ERROR: Error in computing the link function, its derivatives, or the variance function.			0,00	Algorithm converged.	0,00	NE	0,3162	NE	>999,99	Algorithm converged.	0,00	NE										
Immune system disorders	Drug hypersensitivity	America	344	54,4	0	0,0	339	54,2	0	0,0	NE		NE	NE	NE	NE	NE	NE	NE	NE	NE	NE	NE	NE	NE	NE	NE	NE	NE	NE							
Immune system disorders	Drug hypersensitivity	Asia Pacific (Inc. Australia)	69	10,9	0	0,0	68	10,9	0	0,0	NE		NE	NE	NE	NE	NE	NE	NE	NE	NE	NE	NE	NE	NE	NE	NE	NE	NE	NE							
Immune system disorders	Hypersensitivity	Europe	219	34,7	1	0,5	218	34,9	1	0,5	2,00	Convergence criterion (GCONV=1E-8) satisfied.	0,18	22,22	0,001	Algorithm converged.	-0,011	0,020	1,94	Algorithm converged.	0,18	21,80	0,9857	NE	0,50	Algorithm converged.	0,05	5,50										
Immune system disorders	Hypersensitivity	America	344	54,4	0	0,0	339	54,2	0	0,0	NE		NE	NE	NE	NE	NE	NE	NE	NE	NE	NE	NE	NE	NE	NE	NE	NE	NE	NE							
Immune system disorders	Hypersensitivity	Asia Pacific (Inc. Australia)	69	10,9	0	0,0	68	10,9	0	0,0	NE		NE	NE	NE	NE	NE	NE	NE	NE	NE	NE	NE	NE	NE	NE	NE	NE	NE	NE							
Immune system disorders	Seasonal allergy	Europe	219	34,7	0	0,0	218	34,9	0	0,0	NE		NE	NE	NE	NE	NE	NE	NE	NE	NE	NE	NE	NE	NE	NE	NE	NE	NE	NE							
Immune system disorders	Seasonal allergy	America	344	54,4	7	2,0	339	54,2	2	0,6	3,50	Convergence criterion (GCONV=1E-8) satisfied.	0,72	16,86	0,014	Algorithm converged.	-0,021	0,031	3,43	Algorithm converged.	0,72	16,48	0,9860		0,29	Algorithm converged.	0,06	1,39										
Immune system disorders	Seasonal allergy	Asia Pacific (Inc. Australia)	69	10,9	0	0,0	68	10,9	0	0,0	NE		NE	NE	NE	NE	NE	NE	NE	NE	NE	NE	NE	NE	NE	NE	NE	NE	NE	NE							
Infections and infestations		Europe	219	34,7	52	23,7	218	34,9	75	34,2	0,59	Convergence criterion (GCONV=1E-8) satisfied.	0,98	0,98	-0,107	Algorithm converged.	-0,195	-0,020	0,84	Algorithm converged.	0,51	0,33	0,0142	0,4455	1,48	Algorithm converged.	1,07	1,94										
Infections and infestations		America	344	54,4	105	30,5	339	54,2	124	36,6	0,76	Convergence criterion (GCONV=1E-8) satisfied.	0,53	1,05	-0,061	Algorithm converged.	-0,131	0,010	0,83	Algorithm converged.	0,67	1,03	0,0941		1,21	Algorithm converged.	0,97	1,48										
Infections and infestations		Asia Pacific (Inc. Australia)	69	10,1	16	23,2	68	10,9	25	36,8	0,52	Convergence criterion (GCONV=1E-8) satisfied.	0,25	1,93	-0,134	Algorithm converged.	-0,288	0,016	0,63	Algorithm converged.	0,37	1,07	0,0833		1,53	Algorithm converged.	0,93	2,70										
Infections and infestations	Abdominal abscess	Europe	219	34,7	0	0,0	218	34,9	0	0,0	NE		NE	NE	NE	NE	NE	NE	NE	NE	NE	NE	NE	NE	NE	NE	NE	NE	NE	NE							
Infections and infestations	Abdominal abscess	America	344	54,4	1	0,3	339	54,2	0	0,0		Quasi-complete separation of data points detected.				WARNING: Negative of Hessian not positive definite.			NE	Algorithm converged.	NE	NE	0,3203		NE	Algorithm converged.	NE	NE										
Infections and infestations	Abdominal abscess	Asia Pacific (Inc. Australia)	69	10,9	0	0,0	68	10,9	0	0,0	NE		NE	NE	NE	NE	NE	NE	NE	NE	NE	NE	NE	NE	NE	NE	NE	NE	NE	NE							
Infections and infestations	Abscess jaw	Europe	219	34,7	0	0,0	218	34,9	1	0,5		Quasi-complete separation of data points detected.				ERROR: Error in computing the link function, its derivatives, or the variance function.			0,00	Algorithm converged.	0,00	NE	0,3162	NE	>999,99	Algorithm converged.	0,00	NE										
Infections and infestations	Abscess jaw	America	344	54,4	0	0,0	339	54,2	0	0,0	NE		NE	NE	NE	NE	NE	NE	NE	NE	NE	NE	NE	NE	NE	NE	NE	NE	NE	NE							
Infections and infestations	Abscess jaw	Asia Pacific (Inc. Australia)	69	10,9	0	0,0	68	10,9	0	0,0	NE		NE	NE	NE	NE	NE	NE	NE	NE	NE	NE	NE	NE	NE	NE	NE	NE	NE	NE							
Infections and infestations	Abscess limb	Europe	219	34,7	0	0,0	218	34,9	0	0,0	NE		NE	NE	NE	NE	NE	NE	NE	NE	NE	NE	NE	NE	NE	NE	NE	NE	NE	NE							
Infections and infestations	Abscess limb	America	344	54,4	1	0,3	339	54,2	2	0,6		Quasi-complete separation of data points detected.				ERROR: The mean parameter is either invalid or at a limit of its range for some observations.			0,00	Algorithm converged.	0,00	NE	0,1540			>999,99	Algorithm converged.	0,00	NE										
Infections and infestations	Abscess limb	Asia Pacific (Inc. Australia)	69	10,9	0	0,0	68	10,9	0	0,0	NE		NE	NE	NE	NE	NE	NE	NE	NE	NE	NE	NE	NE	NE	NE	NE	NE	NE	NE							
Infections and infestations	Acute sinusitis	Europe	219	34,7	1	0,5	218	34,9	0	0,0	NE		NE	NE	NE	NE	NE	NE	NE	NE	NE	NE	NE	NE	NE	NE	NE	NE	NE	NE							
Infections and infestations	Acute sinusitis	America	344	54,4	1	0,3	339	54,2	2	0,6	0,49	Convergence criterion (GCONV=1E-8) satisfied.	0,04	5,44	-0,003	Algorithm converged.	-0,013	0,007	0,49	Algorithm converged.	0,04	5,41	0,5546		2,01	Algorithm converged.	0,18	22,26										
Infections and infestations	Acute sinusitis	Asia Pacific (Inc. Australia)	69	10,9	0	0,0	68	10,9	0	0,0	NE		NE	NE	NE	NE	NE	NE	NE	NE	NE	NE	NE	NE	NE	NE	NE	NE	NE	NE							
Infections and infestations	Adenoviral conjunctivitis	Europe	219	34,7	1	0,5	218	34,9	3	1,4	0,53	Convergence criterion (GCONV=1E-8) satisfied.	0,03	3,18	-0,000	Algorithm converged.	-0,027	0,005	0,31	Algorithm converged.	0,03	3,17	0,3134	NE	3,51	Algorithm converged.	0,32	28,75										
Infections and infestations	Adenoviral conjunctivitis	America	344	54,4	0	0,0	339	54,2	0	0,0	NE		NE	NE	NE	NE	NE	NE	NE	NE	NE	NE	NE	NE	NE	NE	NE	NE	NE	NE							
Infections and infestations	Adenoviral conjunctivitis	Asia Pacific (Inc. Australia)	69	10,9	0	0,0	68	10,9	0	0,0	NE		NE	NE	NE	NE	NE	NE	NE	NE	NE	NE	NE	NE	NE	NE	NE	NE	NE	NE							
Infections and infestations	Anal abscess	Europe	219	34,7	0	0,0	218	34,9	0	0,0	NE		NE	NE	NE	NE	NE	NE	NE	NE	NE	NE	NE	NE	NE	NE	NE	NE	NE	NE							
Infections and infestations	Anal abscess	America	344	54,4	0	0,0	339	54,2	0	0,0	NE		NE	NE	NE	NE	NE	NE	NE	NE	NE	NE	NE	NE	NE	NE	NE	NE	NE	NE							
Infections and infestations	Anal abscess	Asia Pacific (Inc. Australia)	69	10,9	0	0,0	68	10,9	1	1,5		Quasi-complete separation of data points detected.				WARNING: The relative Hessian convergence criterion of 12.21074552 is greater than the limit of 0.0001. The convergence is questionable.			0,00	Algorithm converged.	0,00	NE	0,3138			>999,99	Algorithm converged.	0,00	NE										
Infections and infestations	Arthritis bacterial	Europe	219	34,7	0	0,0	218	34,9	0	0,0	NE		NE	NE	NE	NE	NE	NE	NE	NE	NE	NE	NE	NE	NE	NE	NE	NE	NE	NE							
Infections and infestations	Arthritis bacterial	America	344	54,4	0	0,0	339	54,2	1	0,3		Quasi-complete separation of data points detected.				ERROR: The mean parameter is either invalid or at a limit of its range for some observations.			0,00	Algorithm converged.	0,00	NE	0,3138			>999,99	Algorithm converged.	0,00	NE										

| | | |

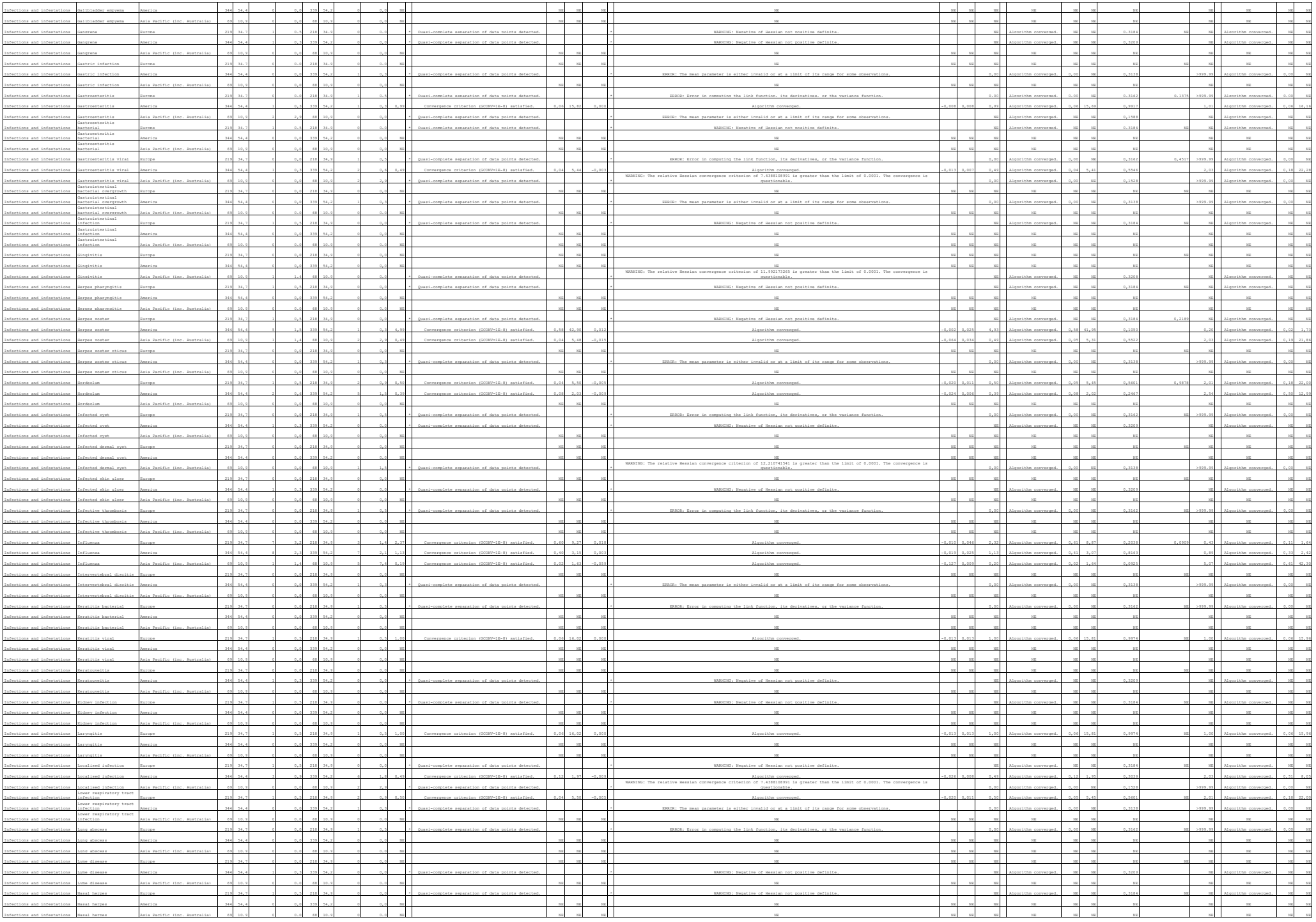

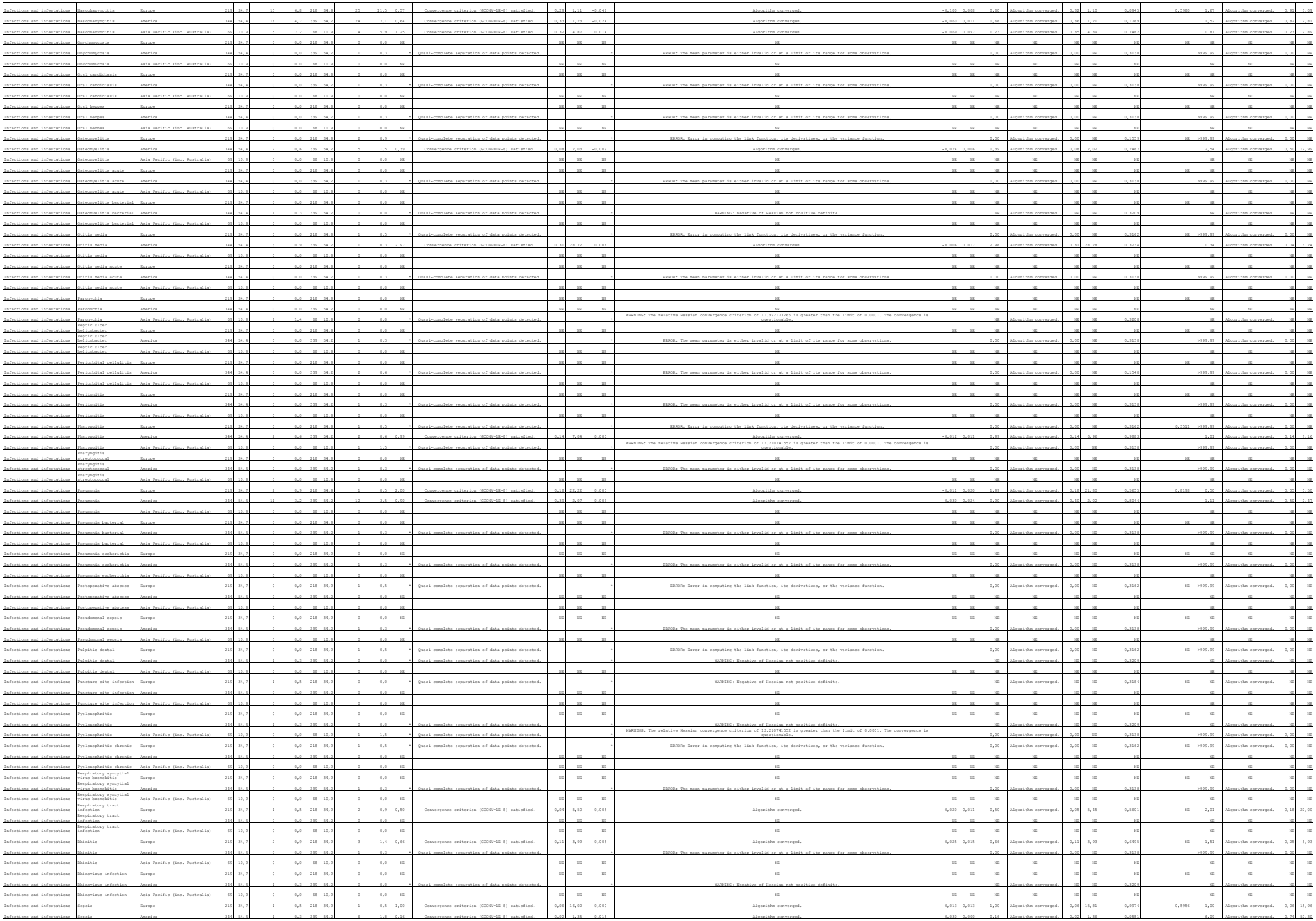

| | | |

| | | |

| | | |

| | | |

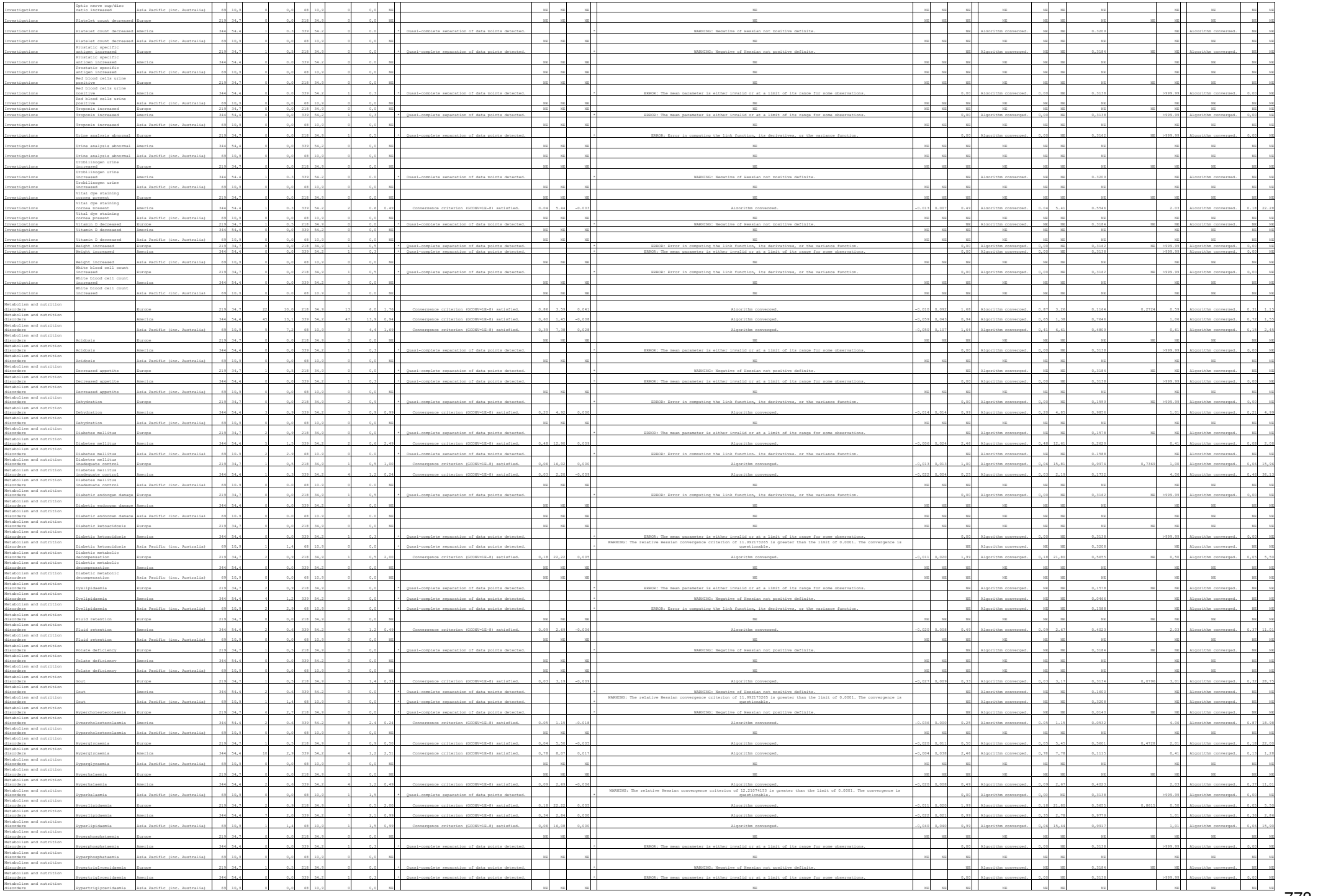

| | | |

| | | |

| | | |

| | | |

| | | |

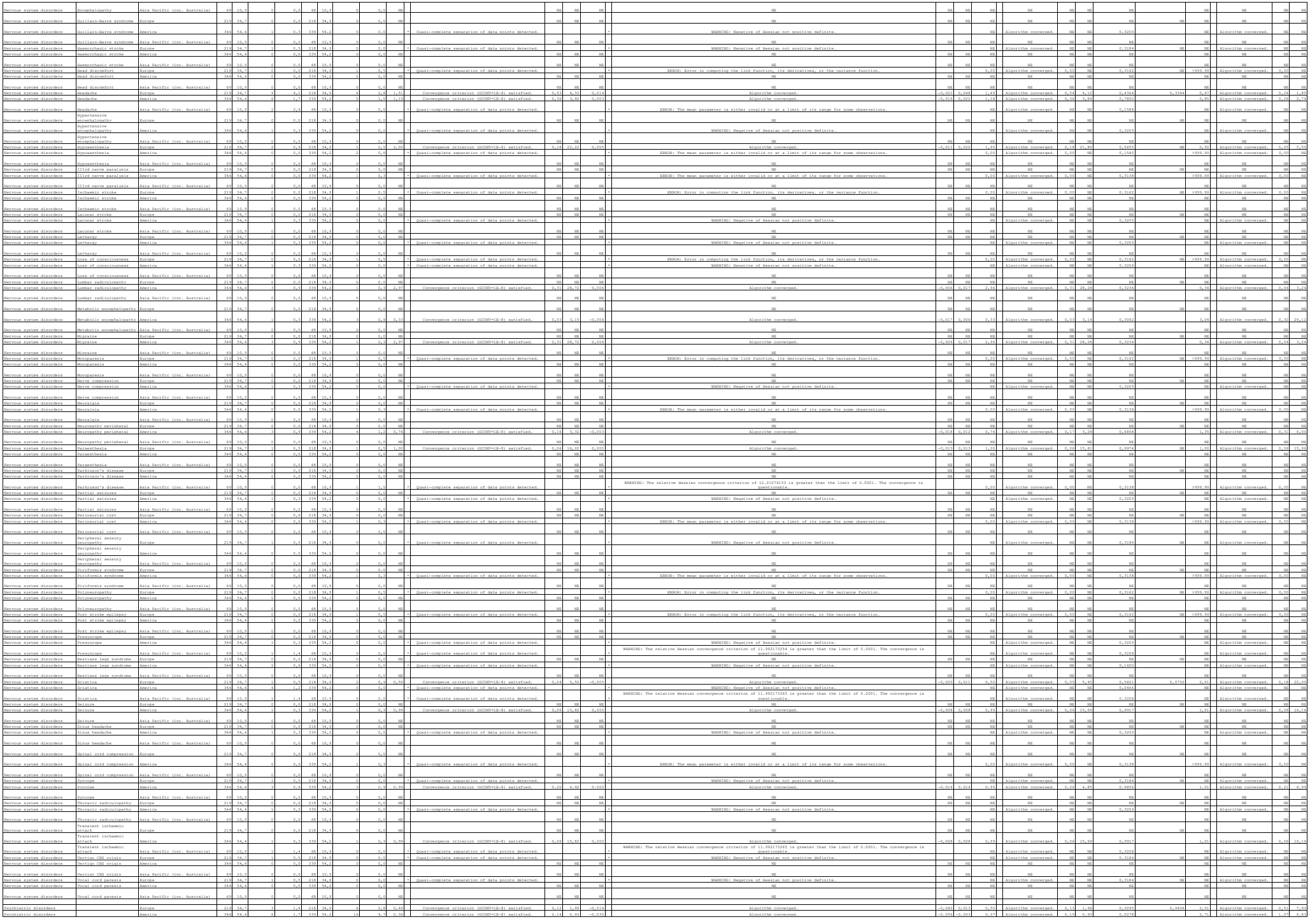

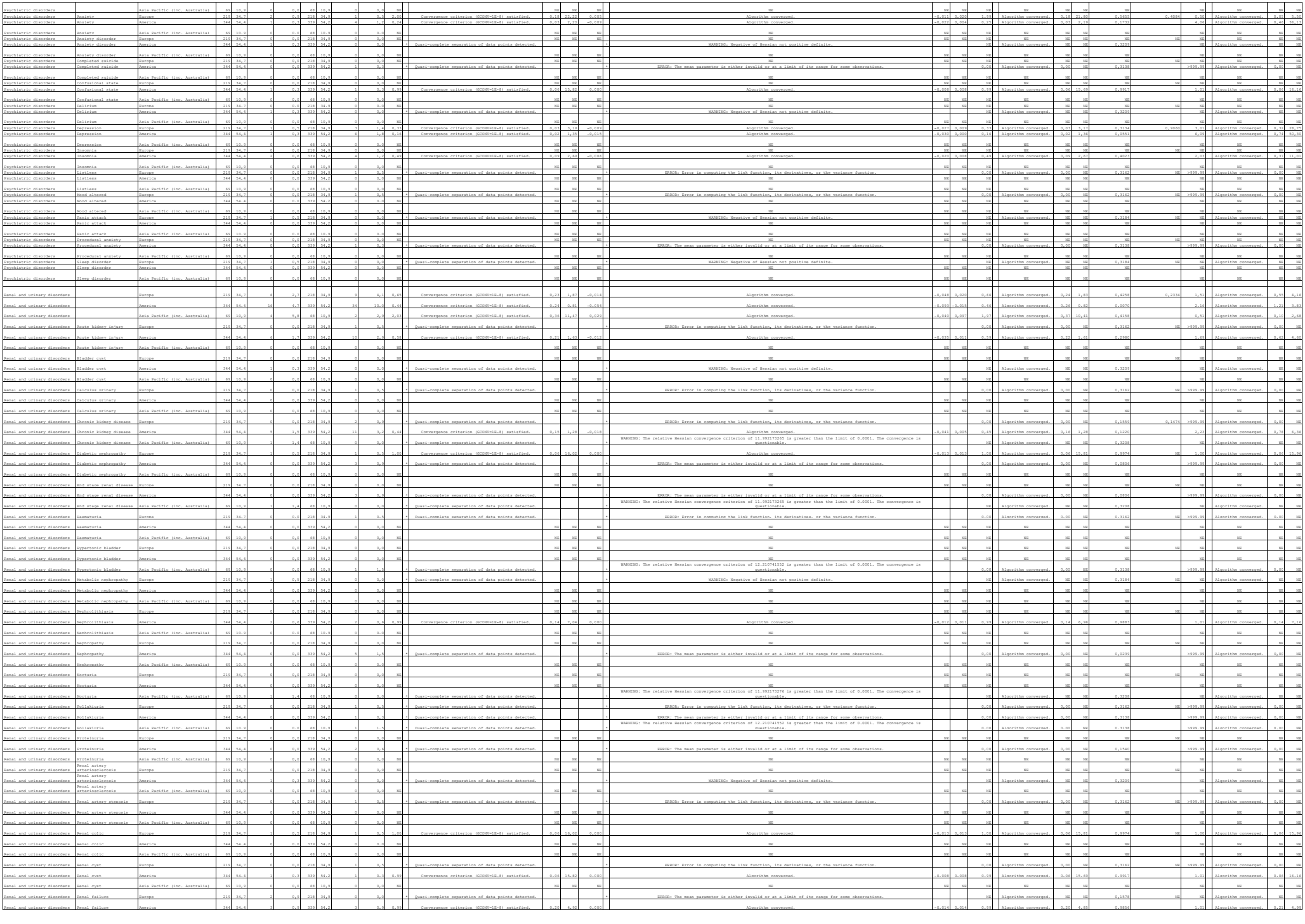

| | | |

| | | |

Skin and subcutaneous tissue disorders	Dermal cyst	Asia Pacific (inc. Australia)	69	10,3	1	1,4	68	10,3	0	0,0		* Quasi-complete separation of data points detected.				* WARNING: The relative Hessian convergence criterion of 11.992173265 is greater than the limit of 0.0001. The convergence is questionable.			NE	Algorithm converged.	NE	NE	0,3208			NE	Algorithm converged.	NE	NE
Skin and subcutaneous tissue disorders	Dermatitis	Europe	219	34,7	2	0,9	218	34,9	1	0,5	2,00	Convergence criterion (GCONV=1E-8) satisfied.	0,18	22,22	0,003	Algorithm converged.	-0,011	0,020	1,99	Algorithm converged.	0,18	21,80	0,5653	NE	0,50	Algorithm converged.	0,05	5,50
Skin and subcutaneous tissue disorders	Dermatitis	America	344	54,4	0	0,0	339	54,2	0	0,0	NE		NE	NE	NE	NE	NE	NE	NE	NE	NE	NE	NE		NE	NE	NE	NE
Skin and subcutaneous tissue disorders	Dermatitis	Asia Pacific (inc. Australia)	69	10,3	0	0,0	68	10,3	0	0,0	NE		NE	NE	NE	NE	NE	NE	NE	NE	NE	NE	NE		NE	NE	NE	NE
Skin and subcutaneous tissue disorders	Dermatitis allergic	Europe	219	34,7	1	0,5	218	34,9	0	0,0		* Quasi-complete separation of data points detected.				* WARNING: Negative of Hessian not positive definite.			NE	Algorithm converged.	NE	NE	0,3184	NE	NE	Algorithm converged.	NE	NE
Skin and subcutaneous tissue disorders	Dermatitis allergic	America	344	54,4	0	0,0	339	54,2	0	0,0	NE		NE	NE	NE	NE	NE	NE	NE	NE	NE	NE	NE		NE	NE	NE	NE
Skin and subcutaneous tissue disorders	Dermatitis allergic	Asia Pacific (inc. Australia)	69	10,3	0	0,0	68	10,3	0	0,0	NE		NE	NE	NE	NE	NE	NE	NE	NE	NE	NE	NE		NE	NE	NE	NE
Skin and subcutaneous tissue disorders	Dermatitis contact	Europe	219	34,7	1	0,5	218	34,9	1	0,5		* Quasi-complete separation of data points detected.				* ERROR: Error in computing the link function, its derivatives, or the variance function.			0,01	Algorithm converged.	0,05	NE	0,3162	NE	>999,99	Algorithm converged.	0,05	NE
Skin and subcutaneous tissue disorders	Dermatitis contact	America	344	54,4	1	0,3	339	54,2	2	0,6	1,48	Convergence criterion (GCONV=1E-8) satisfied.	0,23	8,83	0,001	Algorithm converged.	-0,010	0,016	1,48	Algorithm converged.	0,23	8,79	0,6857		0,68	Algorithm converged.	0,11	4,02
Skin and subcutaneous tissue disorders	Dermatitis contact	Asia Pacific (inc. Australia)	69	10,3	0	0,0	68	10,3	0	0,0	NE		NE	NE	NE	NE	NE	NE	NE	NE	NE	NE	NE		NE	NE	NE	NE
Skin and subcutaneous tissue disorders	Diabetic foot	Europe	219	34,7	1	0,5	218	34,9	2	0,9	0,50	Convergence criterion (GCONV=1E-8) satisfied.	0,04	5,50	-0,000	Algorithm converged.	-0,020	0,011	0,50	Algorithm converged.	0,05	5,45	0,5601	0,9622	2,01	Algorithm converged.	0,18	32,00
Skin and subcutaneous tissue disorders	Diabetic foot	America	344	54,4	1	0,3	339	54,2	4	1,2	0,74	Convergence criterion (GCONV=1E-8) satisfied.	0,16	9,32	-0,001	Algorithm converged.	-0,018	0,012	0,74	Algorithm converged.	0,17	9,28	0,6898		1,33	Algorithm converged.	0,31	6,00
Skin and subcutaneous tissue disorders	Diabetic foot	Asia Pacific (inc. Australia)	69	10,3	0	0,0	68	10,3	0	0,0	NE		NE	NE	NE	NE	NE	NE	NE	NE	NE	NE	NE		NE	NE	NE	NE
Skin and subcutaneous tissue disorders	Dry skin	Europe	219	34,7	0	0,0	218	34,9	0	0,0	NE		NE	NE	NE	NE	NE	NE	NE	NE	NE	NE	NE	NE	NE	NE	NE	NE
Skin and subcutaneous tissue disorders	Dry skin	America	344	54,4	1	0,3	339	54,2	0	0,0		* Quasi-complete separation of data points detected.				* WARNING: Negative of Hessian not positive definite.			NE	Algorithm converged.	NE	NE	0,3209		NE	Algorithm converged.	NE	NE
Skin and subcutaneous tissue disorders	Dry skin	Asia Pacific (inc. Australia)	69	10,3	0	0,0	68	10,3	0	0,0	NE		NE	NE	NE	NE	NE	NE	NE	NE	NE	NE	NE		NE	NE	NE	NE
Skin and subcutaneous tissue disorders	Ecchymosis	Europe	219	34,7	0	0,0	218	34,9	0	0,0	NE		NE	NE	NE	NE	NE	NE	NE	NE	NE	NE	NE	NE	NE	NE	NE	NE
Skin and subcutaneous tissue disorders	Ecchymosis	America	344	54,4	1	0,3	339	54,2	1	0,3	0,93	Convergence criterion (GCONV=1E-8) satisfied.	0,06	15,82	0,000	Algorithm converged.	-0,008	0,008	0,93	Algorithm converged.	0,06	15,69	0,9017		1,01	Algorithm converged.	0,06	16,14
Skin and subcutaneous tissue disorders	Ecchymosis	Asia Pacific (inc. Australia)	69	10,3	0	0,0	68	10,3	0	0,0	NE		NE	NE	NE	NE	NE	NE	NE	NE	NE	NE	NE		NE	NE	NE	NE
Skin and subcutaneous tissue disorders	Erythema	Europe	219	34,7	1	0,5	218	34,9	1	0,5		* Quasi-complete separation of data points detected.				* ERROR: Error in computing the link function, its derivatives, or the variance function.			0,01	Algorithm converged.	0,05	NE	0,3162	NE	>999,99	Algorithm converged.	0,05	NE
Skin and subcutaneous tissue disorders	Erythema	America	344	54,4	1	0,3	339	54,2	1	0,3		* Quasi-complete separation of data points detected.				* ERROR: The mean parameter is either invalid or at a limit of its range for some observations.			0,01	Algorithm converged.	0,05	NE	0,3139		>999,99	Algorithm converged.	0,05	NE
Skin and subcutaneous tissue disorders	Erythema	Asia Pacific (inc. Australia)	69	10,3	0	0,0	68	10,3	0	0,0	NE		NE	NE	NE	NE	NE	NE	NE	NE	NE	NE	NE		NE	NE	NE	NE
Skin and subcutaneous tissue disorders	Hand dermatitis	Europe	219	34,7	0	0,0	218	34,9	0	0,0	NE		NE	NE	NE	NE	NE	NE	NE	NE	NE	NE	NE	NE	NE	NE	NE	NE
Skin and subcutaneous tissue disorders	Hand dermatitis	America	344	54,4	0	0,0	339	54,2	0	0,0	NE		NE	NE	NE	NE	NE	NE	NE	NE	NE	NE	NE		NE	NE	NE	NE
Skin and subcutaneous tissue disorders	Hand dermatitis	Asia Pacific (inc. Australia)	69	10,3	1	1,4	68	10,3	0	0,0		* Quasi-complete separation of data points detected.				* WARNING: The relative Hessian convergence criterion of 11.992173265 is greater than the limit of 0.0001. The convergence is questionable.			NE	Algorithm converged.	NE	NE	0,3208			NE	Algorithm converged.	NE	NE
Skin and subcutaneous tissue disorders	Hyperkeratosis	Europe	219	34,7	0	0,0	218	34,9	1	0,5		* Quasi-complete separation of data points detected.				* ERROR: Error in computing the link function, its derivatives, or the variance function.			0,01	Algorithm converged.	0,05	NE	0,3162	NE	>999,99	Algorithm converged.	0,05	NE
Skin and subcutaneous tissue disorders	Hyperkeratosis	America	344	54,4	1	0,3	339	54,2	0	0,0		* Quasi-complete separation of data points detected.				* WARNING: Negative of Hessian not positive definite.			NE	Algorithm converged.	NE	NE	0,3209		NE	Algorithm converged.	NE	NE
Skin and subcutaneous tissue disorders	Hyperkeratosis	Asia Pacific (inc. Australia)	69	10,3	0	0,0	68	10,3	0	0,0	NE		NE	NE	NE	NE	NE	NE	NE	NE	NE	NE	NE		NE	NE	NE	NE
Skin and subcutaneous tissue disorders	Ingrowing nail	Europe	219	34,7	0	0,0	218	34,9	0	0,0	NE		NE	NE	NE	NE	NE	NE	NE	NE	NE	NE	NE	NE	NE	NE	NE	NE
Skin and subcutaneous tissue disorders	Ingrowing nail	America	344	54,4	1	0,3	339	54,2	1	0,3		* Quasi-complete separation of data points detected.				* ERROR: The mean parameter is either invalid or at a limit of its range for some observations.			0,01	Algorithm converged.	0,05	NE	0,3138		>999,99	Algorithm converged.	0,05	NE
Skin and subcutaneous tissue disorders	Ingrowing nail	Asia Pacific (inc. Australia)	69	10,3	0	0,0	68	10,3	0	0,0	NE		NE	NE	NE	NE	NE	NE	NE	NE	NE	NE	NE		NE	NE	NE	NE
Skin and subcutaneous tissue disorders	Lichen sclerosus	Europe	219	34,7	0	0,0	218	34,9	0	0,0	NE		NE	NE	NE	NE	NE	NE	NE	NE	NE	NE	NE	NE	NE	NE	NE	NE
Skin and subcutaneous tissue disorders	Lichen sclerosus	America	344	54,4	1	0,3	339	54,2	1	0,3		* Quasi-complete separation of data points detected.				* ERROR: The mean parameter is either invalid or at a limit of its range for some observations.			0,01	Algorithm converged.	0,05	NE	0,3139		>999,99	Algorithm converged.	0,05	NE
Skin and subcutaneous tissue disorders	Lichen sclerosus	Asia Pacific (inc. Australia)	69	10,3	0	0,0	68	10,3	0	0,0	NE		NE	NE	NE	NE	NE	NE	NE	NE	NE	NE	NE		NE	NE	NE	NE
Skin and subcutaneous tissue disorders	Petechiae	Europe	219	34,7	0	0,0	218	34,9	0	0,0	NE		NE	NE	NE	NE	NE	NE	NE	NE	NE	NE	NE	NE	NE	NE	NE	NE
Skin and subcutaneous tissue disorders	Petechiae	America	344	54,4	1	0,3	339	54,2	2	0,6		* Quasi-complete separation of data points detected.				* ERROR: The mean parameter is either invalid or at a limit of its range for some observations.			0,01	Algorithm converged.	0,05	NE	0,1540		>999,99	Algorithm converged.	0,05	NE
Skin and subcutaneous tissue disorders	Petechiae	Asia Pacific (inc. Australia)	69	10,3	0	0,0	68	10,3	0	0,0	NE		NE	NE	NE	NE	NE	NE	NE	NE	NE	NE	NE		NE	NE	NE	NE
Skin and subcutaneous tissue disorders	Pruritus	Europe	219	34,7	3	1,4	218	34,9	2	0,9	1,50	Convergence criterion (GCONV=1E-8) satisfied.	0,23	9,06	0,003	Algorithm converged.	-0,015	0,024	1,49	Algorithm converged.	0,25	8,85	0,6563	0,9535	0,67	Algorithm converged.	0,11	3,97
Skin and subcutaneous tissue disorders	Pruritus	America	344	54,4	2	0,6	339	54,2	2	0,6	0,93	Convergence criterion (GCONV=1E-8) satisfied.	0,14	7,04	0,000	Algorithm converged.	-0,012	0,011	0,93	Algorithm converged.	0,14	6,96	0,9083		1,01	Algorithm converged.	0,14	7,14
Skin and subcutaneous tissue disorders	Pruritus	Asia Pacific (inc. Australia)	69	10,3	0	0,0	68	10,3	0	0,0	NE		NE	NE	NE	NE	NE	NE	NE	NE	NE	NE	NE		NE	NE	NE	NE
Skin and subcutaneous tissue disorders	Rash	Europe	219	34,7	1	0,5	218	34,9	1	0,5		* Quasi-complete separation of data points detected.				* ERROR: Error in computing the link function, its derivatives, or the variance function.			0,01	Algorithm converged.	0,05	NE	0,3162	NE	>999,99	Algorithm converged.	0,05	NE
Skin and subcutaneous tissue disorders	Rash	America	344	54,4	0	0,0	339	54,2	0	0,0		* Quasi-complete separation of data points detected.				* WARNING: Negative of Hessian not positive definite.			NE	Algorithm converged.	NE	NE	0,3203		NE	Algorithm converged.	NE	NE
Skin and subcutaneous tissue disorders	Rash	Asia Pacific (inc. Australia)	69	10,3	0	0,0	68	10,3	0	0,0	NE		NE	NE	NE	NE	NE	NE	NE	NE	NE	NE	NE		NE	NE	NE	NE
Skin and subcutaneous tissue disorders	Rash erythematous	Europe	219	34,7	1	0,5	218	34,9	1	0,5		* Quasi-complete separation of data points detected.				* ERROR: Error in computing the link function, its derivatives, or the variance function.			0,01	Algorithm converged.	0,05	NE	0,3162	NE	>999,99	Algorithm converged.	0,05	NE
Skin and subcutaneous tissue disorders	Rash erythematous	America	344	54,4	0	0,0	339	54,2	0	0,0	NE		NE	NE	NE	NE	NE	NE	NE	NE	NE	NE	NE		NE	NE	NE	NE
Skin and subcutaneous tissue disorders	Rash erythematous	Asia Pacific (inc. Australia)	69	10,3	0	0,0	68	10,3	0	0,0	NE		NE	NE	NE	NE	NE	NE	NE	NE	NE	NE	NE		NE	NE	NE	NE
Skin and subcutaneous tissue disorders	Rosacea	Europe	219	34,7	0	0,0	218	34,9	0	0,0	NE		NE	NE	NE	NE	NE	NE	NE	NE	NE	NE	NE	NE	NE	NE	NE	NE
Skin and subcutaneous tissue disorders	Rosacea	America	344	54,4	2	0,6	339	54,2	0	0,0		* Quasi-complete separation of data points detected.				* WARNING: Negative of Hessian not positive definite.			NE	Algorithm converged.	NE	NE	0,1601		NE	Algorithm converged.	NE	NE
Skin and subcutaneous tissue disorders	Rosacea	Asia Pacific (inc. Australia)	69	10,3	0	0,0	68	10,3	0	0,0	NE		NE	NE	NE	NE	NE	NE	NE	NE	NE	NE	NE		NE	NE	NE	NE
Skin and subcutaneous tissue disorders	Skin fissures	Europe	219	34,7	0	0,0	218	34,9	0	0,0	NE		NE	NE	NE	NE	NE	NE	NE	NE	NE	NE	NE	NE	NE	NE	NE	NE
Skin and subcutaneous tissue disorders	Skin fissures	America	344	54,4	1	0,3	339	54,2	0	0,0		* Quasi-complete separation of data points detected.				* WARNING: Negative of Hessian not positive definite.			NE	Algorithm converged.	NE	NE	0,3203		NE	Algorithm converged.	NE	NE
Skin and subcutaneous tissue disorders	Skin fissures	Asia Pacific (inc. Australia)	69	10,3	0	0,0	68	10,3	0	0,0	NE		NE	NE	NE	NE	NE	NE	NE	NE	NE	NE	NE		NE	NE	NE	NE
Skin and subcutaneous tissue disorders	Skin ulcer	Europe	219	34,7	0	0,0	218	34,9	1	0,5		* Quasi-complete separation of data points detected.				* ERROR: Error in computing the link function, its derivatives, or the variance function.			0,01	Algorithm converged.	0,05	NE	0,3162	NE	>999,99	Algorithm converged.	0,05	NE
Skin and subcutaneous tissue disorders	Skin ulcer	America	344	54,4	4	1,2	339	54,2	3	0,9	1,32	Convergence criterion (GCONV=1E-8) satisfied.	0,23	5,93	0,003	Algorithm converged.	-0,012	0,018	1,31	Algorithm converged.	0,30	5,83	0,7187		0,78	Algorithm converged.	0,17	3,37
Skin and subcutaneous tissue disorders	Skin ulcer	Asia Pacific (inc. Australia)	69	10,3	0	0,0	68	10,3	0	0,0	NE		NE	NE	NE	NE	NE	NE	NE	NE	NE	NE	NE		NE	NE	NE	NE
Skin and subcutaneous tissue disorders	Urticaria	Europe	219	34,7	0	0,0	218	34,9	0	0,0	NE		NE	NE	NE	NE	NE	NE	NE	NE	NE	NE	NE	NE	NE	NE	NE	NE
Skin and subcutaneous tissue disorders	Urticaria	America	344	54,4	1	0,3	339	54,2	0	0,0		* Quasi-complete separation of data points detected.				* WARNING: Negative of Hessian not positive definite.			NE	Algorithm converged.	NE	NE	0,3203		NE	Algorithm converged.	NE	NE
Skin and subcutaneous tissue disorders	Urticaria	Asia Pacific (inc. Australia)	69	10,3	1	1,4	68	10,3	0	0,0		* Quasi-complete separation of data points detected.				* WARNING: The relative Hessian convergence criterion of 11.992173265 is greater than the limit of 0.0001. The convergence is questionable.			NE	Algorithm converged.	NE	NE	0,3208			NE	Algorithm converged.	NE	NE
Surgical and medical procedures		Europe	219	34,7	1	0,5	218	34,9	1	0,5		* Quasi-complete separation of data points detected.				* ERROR: Error in computing the link function, its derivatives, or the variance function.			0,01	Algorithm converged.	0,05	NE	0,3162	NE	>999,99	Algorithm converged.	0,05	NE
Surgical and medical procedures		America	344	54,4	0	0,0	339	54,2	0	0,0	NE		NE	NE	NE	NE	NE	NE	NE	NE	NE	NE	NE		NE	NE	NE	NE
Surgical and medical procedures		Asia Pacific (inc. Australia)	69	10,3	1	1,4	68	10,3	0	0,0		* Quasi-complete separation of data points detected.				* WARNING: The relative Hessian convergence criterion of 11.992173276 is greater than the limit of 0.0001. The convergence is questionable.			NE	Algorithm converged.	NE	NE	0,3208			NE	Algorithm converged.	NE	NE
Surgical and medical procedures	Arthrodesis	Europe	219	34,7	0	0,0	218	34,9	0	0,0	NE		NE	NE	NE	NE	NE	NE	NE	NE	NE	NE	NE	NE	NE	NE	NE	NE
Surgical and medical procedures	Arthrodesis	America	344	54,4	0	0,0	339	54,2	0	0,0	NE		NE	NE	NE	NE	NE	NE	NE	NE	NE	NE	NE		NE	NE	NE	NE
Surgical and medical procedures	Arthrodesis	Asia Pacific (inc. Australia)	69	10,3	1	1,4	68	10,3	0	0,0		* Quasi-complete separation of data points detected.				* WARNING: The relative Hessian convergence criterion of 11.992173274 is greater than the limit of 0.0001. The convergence is questionable.			NE	Algorithm converged.	NE	NE	0,3208			NE	Algorithm converged.	NE	NE
Surgical and medical procedures	Carpal tunnel decompression	Europe	219	34,7	0	0,0	218	34,9	1	0,5		* Quasi-complete separation of data points detected.				* ERROR: Error in computing the link function, its derivatives, or the variance function.			0,01	Algorithm converged.	0,05	NE	0,3162	NE	>999,99	Algorithm converged.	0,05	NE
Surgical and medical procedures	Carpal tunnel decompression	America	344	54,4	0	0,0	339	54,2	0	0,0	NE		NE	NE	NE	NE	NE	NE	NE	NE	NE	NE	NE		NE	NE	NE	NE
Surgical and medical procedures	Carpal tunnel decompression	Asia Pacific (inc. Australia)	69	10,3	0	0,0	68	10,3	0	0,0	NE		NE	NE	NE	NE	NE	NE	NE	NE	NE	NE	NE		NE	NE	NE	NE
Vascular disorders		Europe	219	34,7	25	11,4	218	34,9	30	9,2	1,28	Convergence criterion (GCONV=1E-8) satisfied.	0,69	2,37	0,022	Algorithm converged.	-0,035	0,079	1,24	Algorithm converged.	0,72	2,17	0,4414	0,9345	0,80	Algorithm converged.	0,46	1,45
Vascular disorders		America	344	54,4	40	11,6	339	54,2	35	10,3	1,14	Convergence criterion (GCONV=1E-8) satisfied.	0,53	1,85	0,011	Algorithm converged.	-0,034	0,060	1,13	Algorithm converged.	0,73	1,73	0,5862		0,83	Algorithm converged.	0,38	1,30
Vascular disorders		Asia Pacific (inc. Australia)	69	10,3	4	5,8	68	10,3	4	5,8	0,98	Convergence criterion (GCONV=1E-8) satisfied.	0,24	4,21	-0,001	Algorithm converged.	-0,079	0,078	0,99	Algorithm converged.	0,26	3,78	0,9831		1,01	Algorithm converged.	0,26	3,89
Vascular disorders	Aneurysm	Europe	219	34,7	0	0,0	218	34,9	0	0,0	NE		NE	NE	NE	NE	NE	NE	NE	NE	NE	NE	NE	NE	NE	NE	NE	NE
Vascular disorders	Aneurysm	America	344	54,4	1	0,3	339	54,2	2	0,6		* Quasi-complete separation of data points detected.				* ERROR: The mean parameter is either invalid or at a limit of its range for some observations.			0,01	Algorithm converged.	0,05	NE	0,1540		>999,99	Algorithm converged.	0,05	NE
Vascular disorders	Aneurysm	Asia Pacific (inc. Australia)	69	10,3	1	1,4	68	10,3	0	0,0		* Quasi-complete separation of data points detected.				* WARNING: The relative Hessian convergence criterion of 11.992173254 is greater than the limit of 0.0001. The convergence is questionable.			NE	Algorithm converged.	NE	NE	0,3208			NE	Algorithm converged.	NE	NE
Vascular disorders	Aortic arteriosclerosis	Europe	219	34,7	0	0,0	218	34,9	0	0,0	NE		NE	NE	NE	NE	NE	NE	NE	NE	NE	NE	NE	NE	NE	NE	NE	NE
Vascular disorders	Aortic arteriosclerosis	America	344	54,4	1	0,3	339	54,2	0	0,0		* Quasi-complete separation of data points detected.				* WARNING: Negative of Hessian not positive definite.			NE	Algorithm converged.	NE	NE	0,3203		NE	Algorithm converged.	NE	NE
Vascular disorders	Aortic arteriosclerosis	Asia Pacific (inc. Australia)	69	10,3	0	0,0	68	10,3	0	0,0	NE		NE	NE	NE	NE	NE	NE	NE	NE	NE	NE	NE		NE	NE	NE	NE
Vascular disorders	Aortic stenosis	Europe	219	34,7	0	0,0	218	34,9	0	0,0		* Quasi-complete separation of data points detected.				* WARNING: Negative of Hessian not positive definite.			NE	Algorithm converged.	NE	NE	0,3184	NE	NE	Algorithm converged.	NE	NE
Vascular disorders	Aortic stenosis	America	344	54,4	1	0,3	339	54,2	0	0,0		* Quasi-complete separation of data points detected.				* WARNING: Negative of Hessian not positive definite.			NE	Algorithm converged.	NE	NE	0,3203		NE	Algorithm converged.	NE	NE
Vascular disorders	Aortic stenosis	Asia Pacific (inc. Australia)	69	10,3	0	0,0	68	10,3	0	0,0	NE		NE	NE	NE	NE	NE	NE	NE	NE	NE	NE	NE		NE	NE	NE	NE
Vascular disorders	Arterial occlusive disease	Europe	219	34,7	1	0,5	218	34,9	1	0,5	NE		NE	NE	NE	NE	NE	NE	NE	NE	NE	NE	NE	NE	NE	NE	NE	NE
Vascular disorders	Arterial occlusive disease	America	344	54,4	1	0,3	339	54,2	1	0,3	0,99	Convergence criterion (GCONV=1E-8) satisfied.	0,06	15,82	0,000	Algorithm converged.	-0,008	0,008	0,99	Algorithm converged.	0,06	15,69	0,9917		1,01	Algorithm converged.	0,06	16,14
Vascular disorders	Arterial occlusive disease	Asia Pacific (inc. Australia)	69	10,3	0	0,0	68	10,3	0	0,0	NE		NE	NE	NE	NE	NE	NE	NE	NE	NE	NE	NE		NE	NE	NE	NE
Vascular disorders	Arteriosclerosis	Europe	219	34,7	1	0,5	218	34,9	0	0,0		* Quasi-complete separation of data points detected.				* WARNING: Negative of Hessian not positive definite.			NE	Algorithm converged.	NE	NE	0,3184	NE	NE	Algorithm converged.	NE	NE
Vascular disorders	Arteriosclerosis	America	344	54,4	1	0,3	339	54,2	0	0,0		* Quasi-complete separation of data points detected.				* WARNING: Negative of Hessian not positive definite.			NE	Algorithm converged.	NE	NE	0,3203		NE	Algorithm converged.	NE	NE
Vascular disorders	Arteriosclerosis	Asia Pacific (inc. Australia)	69	10,3	0	0,0	68	10,3	0	0,0	NE		NE	NE	NE	NE	NE	NE	NE	NE	NE	NE	NE		NE	NE	NE	NE
Vascular disorders	Blood pressure fluctuation	Europe	219	34,7	2	0,9	218	34,9	2	0,9	1,00	Convergence criterion (GCONV=1E-8) satisfied.	0,14	7,13	0,000	Algorithm converged.	-0,018	0,018	1,00	Algorithm converged.	0,14	7,00	0,9963		1,00	Algorithm converged.	0,14	7,07
Vascular disorders	Blood pressure fluctuation	America	344	54,4	1	0,3	339	54,2	0	0,0		* Quasi-complete separation of data points detected.				* WARNING: Negative of Hessian not positive definite.			NE	Algorithm converged.	NE	NE	0,3203		NE	Algorithm converged.	NE	NE
Vascular disorders	Blood pressure fluctuation	Asia Pacific (inc. Australia)	69	10,3	0	0,0	68	10,3	0	0,0	NE		NE	NE	NE	NE	NE	NE	NE	NE	NE	NE	NE		NE	NE	NE	NE

| | | |

POPULATION: Safety-Evaluable Population B vs. C
ENDPOINT: Any AEs throughout the Entire Study
MODEL: Unstratified analysis
STUDY: GM40349 & GM40398
Dichotomous Analysis by Subgroups (Safety)

All

			Faricimab (FT) (N=632)			Aflibercept (N=625)				Faricimab (FT) vs. Aflibercept												Aflibercept vs. Faricimab (FT)			
			Patients		Patients with Event			Patients with Event		Odds Ratio				Absolute Risk Difference				Relative Risk					Relative Risk			
MedDRA System Organ Class	MedDRA Preferred Term	Level	n	%	n	%	n	%	n	Odds Ratio	Convergence Reason	95% Lower CL	95% Upper CL	Absolute Risk	Convergence Reason	95% Lower CL	95% Upper CL	Relative Risk	Convergence Reason	95% Lower CL	95% Upper CL	p-value (Cochran-Mantel-Haenszel)	Interaction Test p-value (likelihood ratio)	Relative Risk	Convergence Reason	95% Lower CL	95% Upper CL
** NOT CODED **	UNCODED	n/a	632	100,0	0	0,0	625	100,0	1	0,2	Quasi-complete separation of data points detected.				WARNING: The relative Hessian convergence criterion of 90.644644276 is greater than the limit of 0.0001. The convergence is questionable.			0,00	Algorithm converged.	0,00	NE	0,3148	NE	>999,99	Algorithm converged.	0,00	NE
** NOT CODED **	UNCODED	n/a	632	100,0	0	0,0	625	100,0	1	0,2	Quasi-complete separation of data points detected.				WARNING: The relative Hessian convergence criterion of 90.644644276 is greater than the limit of 0.0001. The convergence is questionable.			0,00	Algorithm converged.	0,00	NE	0,3148	NE	>999,99	Algorithm converged.	0,00	NE
Blood and lymphatic system disorders		n/a	632	100,0	31	4,9	625	100,0	39	0,78	Convergence criterion (GCONV=1E-8) satisfied.	0,48	1,26	-0,011	Algorithm converged.	-0,019	0,012	0,79	Algorithm converged.	0,50	1,24	0,3523	NE	1,27	Algorithm converged.	0,80	2,01
Blood and lymphatic system disorders	Anaemia	n/a	632	100,0	20	3,2	625	100,0	26	0,72	Convergence criterion (GCONV=1E-8) satisfied.	0,40	1,42	-0,008	Algorithm converged.	-0,020	0,013	0,80	Algorithm converged.	0,45	1,40	0,4342	NE	1,25	Algorithm converged.	0,71	2,20
Blood and lymphatic system disorders	Anaemia megaloblastic	n/a	632	100,0	1	0,2	625	100,0	0	0,0	Quasi-complete separation of data points detected.				WARNING: The relative Hessian convergence criterion of 83.914042706 is greater than the limit of 0.0001. The convergence is questionable.			NE	Algorithm converged.	NE	NE	0,3200	NE	NE	Algorithm converged.	NE	NE
Blood and lymphatic system disorders	Anaemia of chronic disease	n/a	632	100,0	1	0,2	625	100,0	1	0,2	0,99	Convergence criterion (GCONV=1E-8) satisfied.	0,06	15,84	0,000	Algorithm converged.	-0,006	0,006	0,99	Algorithm converged.	0,06	15,78	0,9937	NE	1,01	Algorithm converged.	0,06	16,13
Blood and lymphatic system disorders	Iron deficiency anaemia	n/a	632	100,0	2	0,3	625	100,0	4	0,5	0,49	Convergence criterion (GCONV=1E-8) satisfied.	0,09	2,75	-0,001	Algorithm converged.	-0,011	0,006	0,49	Algorithm converged.	0,09	2,69	0,4093	NE	2,01	Algorithm converged.	0,33	11,80
Blood and lymphatic system disorders	Leukocytosis	n/a	632	100,0	2	0,3	625	100,0	2	0,3	0,99	Convergence criterion (GCONV=1E-8) satisfied.	0,14	7,04	0,000	Algorithm converged.	-0,006	0,006	0,99	Algorithm converged.	0,14	7,00	0,9931	NE	1,01	Algorithm converged.	0,14	7,16
Blood and lymphatic system disorders	Lymphadenitis	n/a	632	100,0	0	0,0	625	100,0	1	0,2	Quasi-complete separation of data points detected.				WARNING: The relative Hessian convergence criterion of 90.644644276 is greater than the limit of 0.0001. The convergence is questionable.			0,00	Algorithm converged.	0,00	NE	0,3148	NE	>999,99	Algorithm converged.	0,00	NE
Blood and lymphatic system disorders	Lymphadenopathy	n/a	632	100,0	1	0,2	625	100,0	0	0,0	Quasi-complete separation of data points detected.				WARNING: The relative Hessian convergence criterion of 83.914042706 is greater than the limit of 0.0001. The convergence is questionable.			NE	Algorithm converged.	NE	NE	0,3200	NE	NE	Algorithm converged.	NE	NE
Blood and lymphatic system disorders	Lymphadenopathy mediastinal	n/a	632	100,0	1	0,2	625	100,0	0	0,0	Quasi-complete separation of data points detected.				WARNING: The relative Hessian convergence criterion of 83.914042706 is greater than the limit of 0.0001. The convergence is questionable.			NE	Algorithm converged.	NE	NE	0,3200	NE	NE	Algorithm converged.	NE	NE
Blood and lymphatic system disorders	Microcytic anaemia	n/a	632	100,0	1	0,2	625	100,0	1	0,2	0,99	Convergence criterion (GCONV=1E-8) satisfied.	0,06	15,84	0,000	Algorithm converged.	-0,006	0,006	0,99	Algorithm converged.	0,06	15,78	0,9937	NE	1,01	Algorithm converged.	0,06	16,13
Blood and lymphatic system disorders	Nephrogenic anaemia	n/a	632	100,0	0	0,0	625	100,0	3	0,5	Quasi-complete separation of data points detected.				WARNING: Negative of Hessian not positive definite.			0,00	Algorithm converged.	0,00	NE	0,0817	NE	>999,99	Algorithm converged.	0,00	NE
Blood and lymphatic system disorders	Neutrophilia	n/a	632	100,0	0	0,0	625	100,0	1	0,2	Quasi-complete separation of data points detected.				WARNING: The relative Hessian convergence criterion of 90.644644276 is greater than the limit of 0.0001. The convergence is questionable.			0,00	Algorithm converged.	0,00	NE	0,3148	NE	>999,99	Algorithm converged.	0,00	NE
Blood and lymphatic system disorders	Normochromic normocytic anaemia	n/a	632	100,0	1	0,2	625	100,0	0	0,0	Quasi-complete separation of data points detected.				WARNING: The relative Hessian convergence criterion of 83.914042706 is greater than the limit of 0.0001. The convergence is questionable.			NE	Algorithm converged.	NE	NE	0,3200	NE	NE	Algorithm converged.	NE	NE
Blood and lymphatic system disorders	Thrombocytopenia	n/a	632	100,0	1	0,2	625	100,0	1	0,2	0,99	Convergence criterion (GCONV=1E-8) satisfied.	0,06	15,84	0,000	Algorithm converged.	-0,006	0,006	0,99	Algorithm converged.	0,06	15,78	0,9937	NE	1,01	Algorithm converged.	0,06	16,13
Cardiac disorders		n/a	632	100,0	71	11,2	625	100,0	64	1,12	Convergence criterion (GCONV=1E-8) satisfied.	0,78	1,59	0,010	Algorithm converged.	-0,024	0,044	1,10	Algorithm converged.	0,81	1,51	0,5696	NE	0,81	Algorithm converged.	0,66	1,25
Cardiac disorders	Acute coronary syndrome	n/a	632	100,0	5	0,8	625	100,0	0	0,0	Quasi-complete separation of data points detected.				WARNING: The relative Hessian convergence criterion of 78.977922547 is greater than the limit of 0.0001. The convergence is questionable.			NE	Algorithm converged.	NE	NE	0,3200	NE	NE	Algorithm converged.	NE	NE
Cardiac disorders	Acute left ventricular failure	n/a	632	100,0	1	0,2	625	100,0	3	0,5	0,49	Convergence criterion (GCONV=1E-8) satisfied.	0,04	5,46	-0,002	Algorithm converged.	-0,007	0,004	0,49	Algorithm converged.	0,04	5,44	0,5568	NE	2,65	Algorithm converged.	0,18	32,25
Cardiac disorders	Acute myocardial infarction	n/a	632	100,0	5	0,8	625	100,0	7	1,1	0,70	Convergence criterion (GCONV=1E-8) satisfied.	0,22	2,23	-0,003	Algorithm converged.	-0,014	0,007	0,71	Algorithm converged.	0,23	2,21	0,5480	NE	1,42	Algorithm converged.	0,43	4,64
Cardiac disorders	Angina pectoris	n/a	632	100,0	6	0,9	625	100,0	5	0,8	1,19	Convergence criterion (GCONV=1E-8) satisfied.	0,36	3,91	0,001	Algorithm converged.	-0,009	0,012	1,19	Algorithm converged.	0,34	3,87	0,7743	NE	0,84	Algorithm converged.	0,24	2,75
Cardiac disorders	Angina unstable	n/a	632	100,0	2	0,3	625	100,0	0	0,0	Quasi-complete separation of data points detected.				ERROR: The mean parameter is either invalid or at a limit of its range for some observations.			NE	Algorithm converged.	NE	NE	0,1592	NE	NE	Algorithm converged.	NE	NE
Cardiac disorders	Aortic valve incompetence	n/a	632	100,0	2	0,3	625	100,0	0	0,0	Quasi-complete separation of data points detected.				ERROR: The mean parameter is either invalid or at a limit of its range for some observations.			NE	Algorithm converged.	NE	NE	0,1535	NE	NE	Algorithm converged.	NE	NE
Cardiac disorders	Aortic valve stenosis	n/a	632	100,0	2	0,3	625	100,0	0	0,0	Quasi-complete separation of data points detected.				WARNING: The relative Hessian convergence criterion of 83.914042706 is greater than the limit of 0.0001. The convergence is questionable.			NE	Algorithm converged.	NE	NE	0,3200	NE	NE	Algorithm converged.	NE	NE
Cardiac disorders	Arrhythmia	n/a	632	100,0	2	0,3	625	100,0	2	0,3	1,49	Convergence criterion (GCONV=1E-8) satisfied.	0,25	8,92	0,002	Algorithm converged.	-0,005	0,008	1,48	Algorithm converged.	0,25	8,85	0,6832	NE	0,67	Algorithm converged.	0,11	4,02
Cardiac disorders	Arteriosclerosis coronary artery	n/a	632	100,0	2	0,3	625	100,0	1	0,2	2,98	Convergence criterion (GCONV=1E-8) satisfied.	0,31	28,88	0,003	Algorithm converged.	-0,003	0,009	2,97	Algorithm converged.	0,31	28,44	0,3227	NE	0,34	Algorithm converged.	0,04	3,23
Cardiac disorders	Atrial fibrillation	n/a	632	100,0	10	1,6	625	100,0	6	1,0	1,66	Convergence criterion (GCONV=1E-8) satisfied.	0,60	4,59	0,006	Algorithm converged.	-0,009	0,019	1,65	Algorithm converged.	0,60	4,51	0,3253	NE	0,61	Algorithm converged.	0,23	1,66
Cardiac disorders	Atrial tachycardia	n/a	632	100,0	1	0,2	625	100,0	0	0,0	Quasi-complete separation of data points detected.				WARNING: The relative Hessian convergence criterion of 83.914042706 is greater than the limit of 0.0001. The convergence is questionable.			NE	Algorithm converged.	NE	NE	0,3200	NE	NE	Algorithm converged.	NE	NE
Cardiac disorders	Atrioventricular block	n/a	632	100,0	0	0,0	625	100,0	1	0,2	Quasi-complete separation of data points detected.				WARNING: The relative Hessian convergence criterion of 90.644644276 is greater than the limit of 0.0001. The convergence is questionable.			0,00	Algorithm converged.	0,00	NE	0,3148	NE	>999,99	Algorithm converged.	0,00	NE
Cardiac disorders	Atrioventricular block complete	n/a	632	100,0	1	0,2	625	100,0	1	0,2	0,99	Convergence criterion (GCONV=1E-8) satisfied.	0,06	15,84	0,000	Algorithm converged.	-0,006	0,006	0,99	Algorithm converged.	0,06	15,78	0,9937	NE	1,01	Algorithm converged.	0,06	16,13
Cardiac disorders	Atrioventricular block second degree	n/a	632	100,0	2	0,3	625	100,0	1	0,2	Quasi-complete separation of data points detected.				WARNING: The relative Hessian convergence criterion of 90.644644276 is greater than the limit of 0.0001. The convergence is questionable.			0,00	Algorithm converged.	0,00	NE	0,3148	NE	>999,99	Algorithm converged.	0,00	NE
Cardiac disorders	Bradycardia	n/a	632	100,0	2	0,3	625	100,0	1	0,2	1,98	Convergence criterion (GCONV=1E-8) satisfied.	0,18	21,90	0,002	Algorithm converged.	-0,006	0,007	1,98	Algorithm converged.	0,18	21,76	0,5699	NE	0,51	Algorithm converged.	0,05	5,56
Cardiac disorders	Bundle branch block right	n/a	632	100,0	2	0,3	625	100,0	3	0,5	Quasi-complete separation of data points detected.				WARNING: The relative Hessian convergence criterion of 78.977922547 is greater than the limit of 0.0001. The convergence is questionable.			NE	Algorithm converged.	NE	NE	0,3200	NE	NE	Algorithm converged.	NE	NE
Cardiac disorders	Cardiac arrest	n/a	632	100,0	5	0,8	625	100,0	1	0,2	0,99	Convergence criterion (GCONV=1E-8) satisfied.	0,06	15,84	0,000	Algorithm converged.	-0,006	0,006	0,99	Algorithm converged.	0,06	15,78	0,9937	NE	1,01	Algorithm converged.	0,06	16,13
Cardiac disorders	Cardiac failure	n/a	632	100,0	8	1,3	625	100,0	6	1,0	1,32	Convergence criterion (GCONV=1E-8) satisfied.	0,46	3,83	0,003	Algorithm converged.	-0,009	0,015	1,32	Algorithm converged.	0,46	3,78	0,6068	NE	0,76	Algorithm converged.	0,26	2,17
Cardiac disorders	Cardiac failure acute	n/a	632	100,0	2	0,3	625	100,0	0	0,0	Quasi-complete separation of data points detected.				WARNING: The relative Hessian convergence criterion of 83.914042706 is greater than the limit of 0.0001. The convergence is questionable.			NE	Algorithm converged.	NE	NE	0,3200	NE	NE	Algorithm converged.	NE	NE
Cardiac disorders	Cardiac failure chronic	n/a	632	100,0	2	0,3	625	100,0	2	0,3	1,49	Convergence criterion (GCONV=1E-8) satisfied.	0,25	8,92	0,002	Algorithm converged.	-0,005	0,008	1,48	Algorithm converged.	0,25	8,85	0,6832	NE	0,67	Algorithm converged.	0,11	4,02
Cardiac disorders	Cardiac failure congestive	n/a	632	100,0	9	1,4	625	100,0	10	1,6	0,89	Convergence criterion (GCONV=1E-8) satisfied.	0,36	2,20	-0,002	Algorithm converged.	-0,015	0,012	0,89	Algorithm converged.	0,36	2,18	0,7983	NE	1,12	Algorithm converged.	0,44	2,75
Cardiac disorders	Cardio-respiratory arrest	n/a	632	100,0	1	0,2	625	100,0	1	0,2	Quasi-complete separation of data points detected.				WARNING: The relative Hessian convergence criterion of 90.644644276 is greater than the limit of 0.0001. The convergence is questionable.			0,00	Algorithm converged.	0,00	NE	0,3148	NE	>999,99	Algorithm converged.	0,00	NE
Cardiac disorders	Cardiomegaly	n/a	632	100,0	3	0,5	625	100,0	2	0,3	0,99	Convergence criterion (GCONV=1E-8) satisfied.	0,14	7,04	0,000	Algorithm converged.	-0,006	0,006	0,99	Algorithm converged.	0,14	7,00	0,9931	NE	1,01	Algorithm converged.	0,14	7,16
Cardiac disorders	Cardiomyopathy	n/a	632	100,0	3	0,5	625	100,0	0	0,0	Quasi-complete separation of data points detected.				WARNING: Negative of Hessian not positive definite.			NE	Algorithm converged.	NE	NE	0,0847	NE	NE	Algorithm converged.	NE	NE
Cardiac disorders	Cardiopulmonary failure	n/a	632	100,0	1	0,2	625	100,0	0	0,0	Quasi-complete separation of data points detected.				WARNING: The relative Hessian convergence criterion of 83.914042706 is greater than the limit of 0.0001. The convergence is questionable.			NE	Algorithm converged.	NE	NE	0,3200	NE	NE	Algorithm converged.	NE	NE
Cardiac disorders	Cardiovascular disorder	n/a	632	100,0	1	0,2	625	100,0	0	0,0	Quasi-complete separation of data points detected.				WARNING: The relative Hessian convergence criterion of 83.914042706 is greater than the limit of 0.0001. The convergence is questionable.			NE	Algorithm converged.	NE	NE	0,3200	NE	NE	Algorithm converged.	NE	NE
Cardiac disorders	Cardiovascular insufficiency	n/a	632	100,0	1	0,2	625	100,0	0	0,0	Quasi-complete separation of data points detected.				WARNING: The relative Hessian convergence criterion of 83.914042706 is greater than the limit of 0.0001. The convergence is questionable.			NE	Algorithm converged.	NE	NE	0,3200	NE	NE	Algorithm converged.	NE	NE
Cardiac disorders	Chronic left ventricular failure	n/a	632	100,0	2	0,3	625	100,0	0	0,0	Quasi-complete separation of data points detected.				ERROR: The mean parameter is either invalid or at a limit of its range for some observations.			NE	Algorithm converged.	NE	NE	0,1595	NE	NE	Algorithm converged.	NE	NE
Cardiac disorders	Congestive cardiomyopathy	n/a	632	100,0	0	0,0	625	100,0	1	0,2	Quasi-complete separation of data points detected.				WARNING: The relative Hessian convergence criterion of 90.644644276 is greater than the limit of 0.0001. The convergence is questionable.			0,00	Algorithm converged.	0,00	NE	0,3148	NE	>999,99	Algorithm converged.	0,00	NE
Cardiac disorders	Coronary artery disease	n/a	632	100,0	11	1,7	625	100,0	7	1,1	1,56	Convergence criterion (GCONV=1E-8) satisfied.	0,60	4,06	0,006	Algorithm converged.	-0,009	0,019	1,55	Algorithm converged.	0,61	3,99	0,3547	NE	0,64	Algorithm converged.	0,23	1,63
Cardiac disorders	Coronary artery occlusion	n/a	632	100,0	0	0,0	625	100,0	1	0,2	Quasi-complete separation of data points detected.				WARNING: The relative Hessian convergence criterion of 90.644644276 is greater than the limit of 0.0001. The convergence is questionable.			0,00	Algorithm converged.	0,00	NE	0,3148	NE	>999,99	Algorithm converged.	0,00	NE
Cardiac disorders	Coronary artery stenosis	n/a	632	100,0	0	0,0	625	100,0	1	0,2	Quasi-complete separation of data points detected.				WARNING: The relative Hessian convergence criterion of 90.644644276 is greater than the limit of 0.0001. The convergence is questionable.			0,00	Algorithm converged.	0,00	NE	0,3148	NE	>999,99	Algorithm converged.	0,00	NE
Cardiac disorders	Diastolic dysfunction	n/a	632	100,0	1	0,2	625	100,0	0	0,0	Quasi-complete separation of data points detected.				WARNING: The relative Hessian convergence criterion of 78.977922547 is greater than the limit of 0.0001. The convergence is questionable.			NE	Algorithm converged.	NE	NE	0,3200	NE	NE	Algorithm converged.	NE	NE
Cardiac disorders	Hypertensive heart disease	n/a	632	100,0	1	0,2	625	100,0	1	0,2	0,99	Convergence criterion (GCONV=1E-8) satisfied.	0,06	15,84	0,000	Algorithm converged.	-0,006	0,006	0,99	Algorithm converged.	0,06	15,78	0,9937	NE	1,01	Algorithm converged.	0,06	16,13
Cardiac disorders	Ischaemic cardiomyopathy	n/a	632	100,0	4	0,6	625	100,0	0	0,0	Quasi-complete separation of data points detected.				ERROR: The mean parameter is either invalid or at a limit of its range for some observations.			NE	Algorithm converged.	NE	NE	0,0465	NE	NE	Algorithm converged.	NE	NE
Cardiac disorders	Left ventricular failure	n/a	632	100,0	5	0,8	625	100,0	0	0,0	Quasi-complete separation of data points detected.				WARNING: Negative of Hessian not positive definite.			NE	Algorithm converged.	NE	NE	0,0847	NE	NE	Algorithm converged.	NE	NE
Cardiac disorders	Left ventricular hypertrophy	n/a	632	100,0	3	0,5	625	100,0	0	0,0	Quasi-complete separation of data points detected.				ERROR: The mean parameter is either invalid or at a limit of its range for some observations.			NE	Algorithm converged.	NE	NE	0,1535	NE	NE	Algorithm converged.	NE	NE
Cardiac disorders	Mitral valve incompetence	n/a	632	100,0	2	0,3	625	100,0	0	0,0	Quasi-complete separation of data points detected.				ERROR: The mean parameter is either invalid or at a limit of its range for some observations.			NE	Algorithm converged.	NE	NE	0,1535	NE	NE	Algorithm converged.	NE	NE
Cardiac disorders	Myocardial infarction	n/a	632	100,0	14	2,2	625	100,0	9	1,4	0,99	Convergence criterion (GCONV=1E-8) satisfied.	0,39	2,51	0,000	Algorithm converged.	-0,013	0,013	0,99	Algorithm converged.	0,40	2,47	0,9810	NE	1,02	Algorithm converged.	0,40	2,59
Cardiac disorders	Myocardial ischaemia	n/a	632	100,0	2	0,3	625	100,0	3	0,5	0,66	Convergence criterion (GCONV=1E-8) satisfied.	0,11	3,93	-0,002	Algorithm converged.	-0,009	0,005	0,66	Algorithm converged.	0,11	3,93	0,6832	NE	1,52	Algorithm converged.	0,27	9,07
Cardiac disorders	Palpitations	n/a	632	100,0	3	0,5	625	100,0	3	0,5	0,49	Convergence criterion (GCONV=1E-8) satisfied.	0,04	5,46	-0,002	Algorithm converged.	-0,007	0,004	0,49	Algorithm converged.	0,04	5,44	0,5568	NE	2,65	Algorithm converged.	0,18	32,25
Cardiac disorders	Pericardial effusion	n/a	632	100,0	3	0,5	625	100,0	1	0,2	Quasi-complete separation of data points detected.				WARNING: The relative Hessian convergence criterion of 90.644644276 is greater than the limit of 0.0001. The convergence is questionable.			0,00	Algorithm converged.	0,00	NE	0,3148	NE	>999,99	Algorithm converged.	0,00	NE
Cardiac disorders	Right atrial dilatation	n/a	632	100,0	2	0,3	625	100,0	0	0,0	Quasi-complete separation of data points detected.				WARNING: The relative Hessian convergence criterion of 78.977922547 is greater than the limit of 0.0001. The convergence is questionable.			NE	Algorithm converged.	NE	NE	0,3200	NE	NE	Algorithm converged.	NE	NE
Cardiac disorders	Sinus bradycardia	n/a	632	100,0	2	0,3	625	100,0	1	0,2	0,99	Convergence criterion (GCONV=1E-8) satisfied.	0,06	15,84	0,000	Algorithm converged.	-0,006	0,006	0,99	Algorithm converged.	0,06	15,78	0,9937	NE	1,01	Algorithm converged.	0,06	16,13
Cardiac disorders	Sinus node dysfunction	n/a	632	100,0	2	0,3	625	100,0	0	0,0	2,98	Convergence criterion (GCONV=1E-8) satisfied.	0,31	28,88	0,003	Algorithm converged.	-0,003	0,009	2,97	Algorithm converged.	0,31	28,44	0,3227	NE	0,34	Algorithm converged.	0,04	3,23
Cardiac disorders	Tachycardia	n/a	632	100,0	5	0,8	625	100,0	3	0,5	1,65	Convergence criterion (GCONV=1E-8) satisfied.	0,39	6,95	0,003	Algorithm converged.	-0,006	0,012	1,65	Algorithm converged.	0,40	6,87	0,4881	NE	0,63	Algorithm converged.	0,19	2,57
Cardiac disorders	Tricuspid valve incompetence	n/a	632	100,0	2	0,3	625	100,0	0	0,0	Quasi-complete separation of data points detected.				ERROR: The mean parameter is either invalid or at a limit of its range for some observations.			NE	Algorithm converged.	NE	NE	0,1595	NE	NE	Algorithm converged.	NE	NE
Cardiac disorders	Ventricular fibrillation	n/a	632	100,0	0	0,0	625	100,0	1	0,2	Quasi-complete separation of data points detected.				WARNING: The relative Hessian convergence criterion of 90.644644276 is greater than the limit of 0.0001. The convergence is questionable.			0,00	Algorithm converged.	0,00	NE	0,3148	NE	>999,99	Algorithm converged.	0,00	NE
Congenital, familial and genetic disorders		n/a	632	100,0	5	0,8	625	100,0	2	0,3	2,48	Convergence criterion (GCONV=1E-8) satisfied.	0,48	12,85	0,005	Algorithm converged.	-0,005	0,019	2,47	Algorithm converged.	0,48	12,70	0,2819	NE	0,40	Algorithm converged.	0,06	2,58
Congenital, familial and genetic disorders	Corneal dystrophy	n/a	632	100,0	2	0,3	625	100,0	1	0,2	2,98	Convergence criterion (GCONV=1E-8) satisfied.	0,31	28,88	0,003	Algorithm converged.	-0,003	0,009	2,97	Algorithm converged.	0,31	28,44	0,3227	NE	0,34	Algorithm converged.	0,04	3,23
Congenital, familial and genetic disorders	Developmental hip dysplasia	n/a	632	100,0	0	0,0	625	100,0	1	0,2	Quasi-complete separation of data points detected.				WARNING: The relative Hessian convergence criterion of 83.914042706 is greater than the limit of 0.0001. The convergence is questionable.			NE	Algorithm converged.	NE	NE	0,3200	NE	NE	Algorithm converged.	NE	NE
Congenital, familial and genetic disorders	Ota's naevus	n/a	632	100,0	1	0,2	625	100,0	0	0,0	Quasi-complete separation of data points detected.				WARNING: The relative Hessian convergence criterion of 83.914042706 is greater than the limit of 0.0001. The convergence is questionable.			NE	Algorithm converged.	NE	NE	0,3200	NE	NE	Algorithm converged.	NE	NE
Congenital, familial and genetic disorders	Phimosis	n/a	632	100,0	0	0,0	625	100,0	1	0,2	Quasi-complete separation of data points detected.				WARNING: The relative Hessian convergence criterion of 90.644644276 is greater than the limit of 0.0001. The convergence is questionable.			0,00	Algorithm converged.	0,00	NE	0,3148	NE	>999,99	Algorithm converged.	0,00	NE
Ear and labyrinth disorders		n/a	632	100,0	11	1,7	625	100,0	12	1,9	0,90	Convergence criterion (GCONV=1E-8) satisfied.	0,40	2,03	-0,002	Algorithm converged.	-0,017	0,013	0,91	Algorithm converged.	0,40	2,04	0,8124	NE	1,10	Algorithm converged.	0,49	2,48
Ear and labyrinth disorders	Conductive deafness	n/a	632	100,0	1	0,2	625	100,0	0	0,0	Quasi-complete separation of data points detected.				WARNING: The relative Hessian convergence criterion of 78.977922547 is greater than the limit of 0.0001. The convergence is questionable.			NE	Algorithm converged.	NE	NE	0,3200	NE	NE	Algorithm converged.	NE	NE
Ear and labyrinth disorders	Ear congestion	n/a	632	100,0	0	0,0	625	100,0	1	0,2	Quasi-complete separation of data points detected.				WARNING: The relative Hessian convergence criterion of 90.644644276 is greater than the limit of 0.0001. The convergence is questionable.			0,00	Algorithm converged.	0,00	NE	0,3148	NE	>999,99	Algorithm converged.	0,00	NE
Ear and labyrinth disorders	Ear pain	n/a	632	100,0	0	0,0	625	100,0	1	0,2	Quasi-complete separation of data points detected.				WARNING: The relative Hessian convergence criterion of 83.914042706 is greater than the limit of 0.0001. The convergence is questionable.			NE	Algorithm converged.	NE	NE	0,3200	NE	NE	Algorithm converged.	NE	NE
Ear and labyrinth disorders	Eustachian tube dysfunction	n/a	632	100,0	2	0,3	625	100,0	0	0,0	Quasi-complete separation of data points detected.				WARNING: The relative Hessian convergence criterion of 78.977922547 is greater than the limit of 0.0001. The convergence is questionable.			NE	Algorithm converged.	NE	NE	0,3200	NE	NE	Algorithm converged.	NE	NE
Ear and labyrinth disorders	Hypoacusis	n/a	632	100,0	2	0,3	625	100,0	1	0,2	0,33	Convergence criterion (GCONV=1E-8) satisfied.	0,03	3,07	-0,003	Algorithm converged.	-0,009	0,003	0,33	Algorithm converged.	0,03	3,07	0,3133	NE	3,07	Algorithm converged.	0,23	29,00
Ear and labyrinth disorders	Motion sickness	n/a	632	100,0	1	0,2	625	100,0	0	0,0	Quasi-complete separation of data points detected.				WARNING: The relative Hessian convergence criterion of 90.644644276 is greater than the limit of 0.0001. The convergence is questionable.			0,00	Algorithm converged.	0,00	NE	0,3148	NE	>999,99	Algorithm converged.	0,00	NE
Ear and labyrinth disorders	Sudden hearing loss	n/a	632	100,0	2	0,3	625	100,0	1	0,2	1,98	Convergence criterion (GCONV=1E-8) satisfied.	0,18	21,90	0,002	Algorithm converged.	-0,006	0,007	1,98	Algorithm converged.	0,18	21,76	0,5699	NE	0,51	Algorithm converged.	0,05	5,56
Ear and labyrinth disorders	Tinnitus	n/a	632	100,0	1	0,2	625	100,0	2	0,3	0,99	Convergence criterion (GCONV=1E-8) satisfied.	0,06	15,84	0,000	Algorithm converged.	-0,006	0,006	0,99	Algorithm converged.	0,06	15,78	0,9937	NE	1,01	Algorithm converged.	0,06	16,13
Ear and labyrinth disorders	Vertigo	n/a	632	100,0	5	0,8	625	100,0	3	0,5	0,99	Convergence criterion (GCONV=1E-8) satisfied.	0,26	3,83	0,000	Algorithm converged.	-0,010	0,010	0,99	Algorithm converged.	0,26	3,80	0,9893	NE	1,03	Algorithm converged.	0,29	3,48
Ear and labyrinth disorders	Vestibular disorder	n/a	632	100,0	1	0,2	625	100,0	0	0,0	Quasi-complete separation of data points detected.				WARNING: The relative Hessian convergence criterion of 83.914042706 is greater than the limit of 0.0001. The convergence is questionable.			NE	Algorithm converged.	NE	NE	0,3200	NE	NE	Algorithm converged.	NE	NE
Endocrine disorders		n/a	632	100,0	11	1,6	625	100,0	9	1,4	1,19	Convergence criterion (GCONV

| | | |



| | | |

| | | |

| | | |

| | | |

| | | |

| | | |

| | | |

| | | |

POPULATION: Safety-Evaluable Population B vs. C
ENDPOINT: Any AEs throughout the Entire Study
MODEL: Unstratified analysis
STUDY: GR40349 & GR40398
Dichotomous Analysis by Subgroups (Safety)

Study

			Paricimab (PTI) (N=632)				Aflibercept (N=625)				Paricimab (PTI) vs. Aflibercept														Aflibercept vs. Paricimab (PTI)			
			Patients		Patients with Event		Patients		Patients with Event		Odds Ratio				Absolute Risk Difference				Relative Risk						Relative Risk			
MedDRA System Organ Class	MedDRA Preferred Term	Level	n	%	n	%	n	%	n	%	Odds Ratio	Convergence Reason	95% Lower CL	95% Upper CL	Absolute Risk	Convergence Reason	95% Lower CL	95% Upper CL	Relative Risk	Convergence Reason	95% Lower CL	95% Upper CL	p-value (Cochran-Mantel-Haenszel)	Interaction Test p-value (likelihood ratio)	Relative Risk	Convergence Reason	95% Lower CL	95% Upper CL
** NOT CODED **		Rhine	319	50,5	0	0,0	314	50,2	0	0,0	NE		NE	NE	NE		NE	NE	NE		NE	NE	NE		NE		NE	NE
** NOT CODED **		Yosemite	323	49,5	0	0,0	311	49,8	1	0,3	*	Quasi-complete separation of data points detected.				ERROR: The mean parameter is either invalid or at a limit of its range for some observations.			0,00	Algorithm converged.	0,00	NE	0,3158		>999,99	Algorithm converged.	0,00	NE
** NOT CODED **	UNCODED	Rhine	319	50,5	0	0,0	314	50,2	0	0,0	NE		NE	NE	NE		NE	NE	NE		NE	NE	NE		NE		NE	NE
** NOT CODED **	UNCODED	Yosemite	323	49,5	0	0,0	311	49,8	1	0,3	*	Quasi-complete separation of data points detected.				ERROR: The mean parameter is either invalid or at a limit of its range for some observations.			0,00	Algorithm converged.	0,00	NE	0,3158		>999,99	Algorithm converged.	0,00	NE
Blood and lymphatic system disorders		Rhine	319	50,5	15	4,7	314	50,2	15	4,8	0,98	Convergence criterion (GCONV=1E-8) satisfied.	0,47	2,05	-0,001	Algorithm converged.	-0,036	0,032	0,98	Algorithm converged.	0,49	1,98	0,9647	0,4026	1,02	Algorithm converged.	0,51	2,04
Blood and lymphatic system disorders		Yosemite	323	49,5	16	5,1	311	49,8	24	7,7	0,64	Convergence criterion (GCONV=1E-8) satisfied.	0,34	1,24	-0,026	Algorithm converged.	-0,066	0,012	0,66	Algorithm converged.	0,36	1,22	0,1846		1,51	Algorithm converged.	0,82	2,78
Blood and lymphatic system disorders	Anaemia	Rhine	319	50,5	13	3,1	314	50,2	13	4,1	0,75	Convergence criterion (GCONV=1E-8) satisfied.	0,32	1,73	-0,010	Algorithm converged.	-0,039	0,019	0,76	Algorithm converged.	0,34	1,70	0,4995	0,8558	1,32	Algorithm converged.	0,59	2,97
Blood and lymphatic system disorders	Anaemia	Yosemite	323	49,5	11	3,5	311	49,8	13	4,2	0,83	Convergence criterion (GCONV=1E-8) satisfied.	0,37	1,89	-0,007	Algorithm converged.	-0,037	0,024	0,84	Algorithm converged.	0,38	1,85	0,6457		1,19	Algorithm converged.	0,54	2,61
Blood and lymphatic system disorders	Anaemia megaloblastic	Rhine	319	50,5	1	0,3	314	50,2	0	0,0	*	Quasi-complete separation of data points detected.				WARNING: Negative of Hessian not positive definite.			NE	Algorithm converged.	NE	NE	0,3211	NE	NE	Algorithm converged.	NE	NE
Blood and lymphatic system disorders	Anaemia megaloblastic	Yosemite	323	49,5	0	0,0	311	49,8	0	0,0	NE		NE	NE	NE	NE	NE	NE	NE	NE	NE	NE	NE		NE	NE	NE	NE
Blood and lymphatic system disorders	Anaemia of chronic disease	Rhine	319	50,5	0	0,0	314	50,2	0	0,0	NE		NE	NE	NE	NE	NE	NE	NE	NE	NE	NE	NE	1,0000	NE	NE	NE	NE
Blood and lymphatic system disorders	Anaemia of chronic disease	Yosemite	323	49,5	1	0,3	311	49,8	1	0,3	0,99	Convergence criterion (GCONV=1E-8) satisfied.	0,06	15,96	0,000	Algorithm converged.	-0,003	0,003	0,99	Algorithm converged.	0,06	15,81	0,9984		1,01	Algorithm converged.	0,06	16,02
Blood and lymphatic system disorders	Iron deficiency anaemia	Rhine	319	50,5	1	0,3	314	50,2	0	0,0	*	Quasi-complete separation of data points detected.				WARNING: The relative Hessian convergence criterion of 46.424829332 is greater than the limit of 0.0001. The convergence is questionable.			NE	Algorithm converged.	NE	NE	0,3211	0,1050	NE	Algorithm converged.	NE	NE
Blood and lymphatic system disorders	Iron deficiency anaemia	Yosemite	323	49,5	1	0,3	311	49,8	4	1,3	0,25	Convergence criterion (GCONV=1E-8) satisfied.	0,03	2,21	-0,010	Algorithm converged.	-0,024	0,004	0,25	Algorithm converged.	0,03	2,21	0,1760		4,03	Algorithm converged.	0,43	35,82
Blood and lymphatic system disorders	Leukocytosis	Rhine	319	50,5	2	0,6	314	50,2	0	0,0	*	Quasi-complete separation of data points detected.				WARNING: Negative of Hessian not positive definite.			NE	Algorithm converged.	NE	NE	0,1603	0,2186	NE	Algorithm converged.	NE	NE
Blood and lymphatic system disorders	Leukocytosis	Yosemite	323	49,5	0	0,0	311	49,8	2	0,6	*	Quasi-complete separation of data points detected.				ERROR: The mean parameter is either invalid or at a limit of its range for some observations.			0,00	Algorithm converged.	0,00	NE	0,1558		>999,99	Algorithm converged.	0,00	NE
Blood and lymphatic system disorders	Lymphadenitis	Rhine	319	50,5	0	0,0	314	50,2	1	0,3	*	Quasi-complete separation of data points detected.				ERROR: The mean parameter is either invalid or at a limit of its range for some observations.			0,00	Algorithm converged.	0,00	NE	0,3159	NE	>999,99	Algorithm converged.	0,00	NE
Blood and lymphatic system disorders	Lymphadenitis	Yosemite	323	49,5	0	0,0	311	49,8	0	0,0	NE		NE	NE	NE	NE	NE	NE	NE	NE	NE	NE	NE		NE	NE	NE	NE
Blood and lymphatic system disorders	Lymphadenopathy	Rhine	319	50,5	0	0,0	314	50,2	0	0,0	NE		NE	NE	NE	NE	NE	NE	NE	NE	NE	NE	NE	NE	NE	NE	NE	NE
Blood and lymphatic system disorders	Lymphadenopathy	Yosemite	323	49,5	1	0,3	311	49,8	0	0,0	*	Quasi-complete separation of data points detected.				WARNING: Negative of Hessian not positive definite.			NE	Algorithm converged.	NE	NE	0,3189		NE	Algorithm converged.	NE	NE
Blood and lymphatic system disorders	Lymphadenopathy mediastinal	Rhine	319	50,5	1	0,3	314	50,2	0	0,0	*	Quasi-complete separation of data points detected.				WARNING: Negative of Hessian not positive definite.			NE	Algorithm converged.	NE	NE	0,3211	NE	NE	Algorithm converged.	NE	NE
Blood and lymphatic system disorders	Lymphadenopathy mediastinal	Yosemite	323	49,5	0	0,0	311	49,8	0	0,0	NE		NE	NE	NE	NE	NE	NE	NE	NE	NE	NE	NE		NE	NE	NE	NE
Blood and lymphatic system disorders	Microcytic anaemia	Rhine	319	50,5	1	0,3	314	50,2	1	0,3	0,98	Convergence criterion (GCONV=1E-8) satisfied.	0,06	15,81	0,000	Algorithm converged.	-0,059	0,059	0,98	Algorithm converged.	0,06	15,67	0,9911	1,0000	1,02	Algorithm converged.	0,06	16,17
Blood and lymphatic system disorders	Microcytic anaemia	Yosemite	323	49,5	0	0,0	311	49,8	0	0,0	NE		NE	NE	NE	NE	NE	NE	NE	NE	NE	NE	NE		NE	NE	NE	NE
Blood and lymphatic system disorders	Nephrogenic anaemia	Rhine	319	50,5	0	0,0	314	50,2	0	0,0	NE		NE	NE	NE	NE	NE	NE	NE	NE	NE	NE	NE	NE	NE	NE	NE	NE
Blood and lymphatic system disorders	Nephrogenic anaemia	Yosemite	323	49,5	0	0,0	311	49,8	1	0,3	*	Quasi-complete separation of data points detected.				ERROR: The mean parameter is either invalid or at a limit of its range for some observations.			0,00	Algorithm converged.	0,00	NE	0,0818		>999,99	Algorithm converged.	0,00	NE
Blood and lymphatic system disorders	Neutrophilia	Rhine	319	50,5	0	0,0	314	50,2	0	0,0	NE		NE	NE	NE	NE	NE	NE	NE	NE	NE	NE	NE		NE	NE	NE	NE
Blood and lymphatic system disorders	Neutrophilia	Yosemite	323	49,5	0	0,0	311	49,8	1	0,3	*	Quasi-complete separation of data points detected.				ERROR: The mean parameter is either invalid or at a limit of its range for some observations.			0,00	Algorithm converged.	0,00	NE	0,3158		>999,99	Algorithm converged.	0,00	NE
Blood and lymphatic system disorders	Normochromic normocytic anaemia	Rhine	319	50,5	0	0,0	314	50,2	0	0,0	NE		NE	NE	NE	NE	NE	NE	NE	NE	NE	NE	NE	NE	NE	NE	NE	NE
Blood and lymphatic system disorders	Normochromic normocytic anaemia	Yosemite	323	49,5	0	0,0	311	49,8	0	0,0	*	Quasi-complete separation of data points detected.				WARNING: Negative of Hessian not positive definite.			NE	Algorithm converged.	NE	NE	0,3189		NE	Algorithm converged.	NE	NE
Blood and lymphatic system disorders	Thrombocytopenia	Rhine	319	50,5	0	0,0	314	50,2	1	0,3	*	Quasi-complete separation of data points detected.				ERROR: The mean parameter is either invalid or at a limit of its range for some observations.			0,00	Algorithm converged.	0,00	NE	0,3159	0,0351	>999,99	Algorithm converged.	0,00	NE
Blood and lymphatic system disorders	Thrombocytopenia	Yosemite	323	49,5	1	0,3	311	49,8	0	0,0	*	Quasi-complete separation of data points detected.				WARNING: Negative of Hessian not positive definite.			NE	Algorithm converged.	NE	NE	0,3189		NE	Algorithm converged.	NE	NE
Cardiac disorders		Rhine	319	50,5	37	9,7	314	50,2	29	9,2	1,06	Convergence criterion (GCONV=1E-8) satisfied.	0,62	1,82	0,005	Algorithm converged.	-0,041	0,051	1,05	Algorithm converged.	0,63	1,79	0,8361	0,8162	0,95	Algorithm converged.	0,53	1,74
Cardiac disorders		Yosemite	323	49,5	40	12,4	311	49,8	35	11,3	1,16	Convergence criterion (GCONV=1E-8) satisfied.	0,73	1,83	0,015	Algorithm converged.	-0,030	0,060	1,14	Algorithm converged.	0,74	1,74	0,5382		0,98	Algorithm converged.	0,56	1,70
Cardiac disorders	Acute coronary syndrome	Rhine	319	50,5	1	0,3	314	50,2	0	0,0	*	Quasi-complete separation of data points detected.				WARNING: The relative Hessian convergence criterion of 49.519817954 is greater than the limit of 0.0001. The convergence is questionable.			NE	Algorithm converged.	NE	NE	0,3211	NE	NE	Algorithm converged.	NE	NE
Cardiac disorders	Acute coronary syndrome	Yosemite	323	49,5	0	0,0	311	49,8	0	0,0	NE		NE	NE	NE	NE	NE	NE	NE	NE	NE	NE	NE		NE	NE	NE	NE
Cardiac disorders	Acute left ventricular failure	Rhine	319	50,5	0	0,0	314	50,2	0	0,0	NE		NE	NE	NE	NE	NE	NE	NE	NE	NE	NE	NE	1,0000	NE	NE	NE	NE
Cardiac disorders	Acute left ventricular failure	Yosemite	323	49,5	1	0,3	311	49,8	2	0,6	0,50	Convergence criterion (GCONV=1E-8) satisfied.	0,04	5,49	-0,003	Algorithm converged.	-0,034	0,008	0,50	Algorithm converged.	0,05	5,45	0,5591		2,01	Algorithm converged.	0,18	22,08
Cardiac disorders	Acute myocardial infarction	Rhine	319	50,5	2	0,6	314	50,2	3	1,0	0,65	Convergence criterion (GCONV=1E-8) satisfied.	0,11	3,94	-0,003	Algorithm converged.	-0,027	0,011	0,66	Algorithm converged.	0,11	3,90	0,6410	0,9145	1,52	Algorithm converged.	0,24	9,06
Cardiac disorders	Acute myocardial infarction	Yosemite	323	49,5	3	1,0	311	49,8	4	1,3	0,74	Convergence criterion (GCONV=1E-8) satisfied.	0,16	3,35	-0,003	Algorithm converged.	-0,020	0,013	0,73	Algorithm converged.	0,17	3,30	0,6878		1,34	Algorithm converged.	0,30	5,95
Cardiac disorders	Angina pectoris	Rhine	319	50,5	4	1,3	314	50,2	3	1,0	1,32	Convergence criterion (GCONV=1E-8) satisfied.	0,29	5,93	0,003	Algorithm converged.	-0,013	0,019	1,31	Algorithm converged.	0,30	5,82	0,7158	0,8242	0,76	Algorithm converged.	0,17	3,39
Cardiac disorders	Angina pectoris	Yosemite	323	49,5	2	0,6	311	49,8	2	0,6	0,99	Convergence criterion (GCONV=1E-8) satisfied.	0,14	7,10	0,000	Algorithm converged.	-0,013	0,012	0,99	Algorithm converged.	0,14	7,01	0,9949		1,01	Algorithm converged.	0,14	7,16
Cardiac disorders	Angina unstable	Rhine	319	50,5	0	0,0	314	50,2	0	0,0	*	Quasi-complete separation of data points detected.				WARNING: Negative of Hessian not positive definite.			NE	Algorithm converged.	NE	NE	0,1603		NE	Algorithm converged.	NE	NE
Cardiac disorders	Angina unstable	Yosemite	323	49,5	0	0,0	311	49,8	0	0,0	NE		NE	NE	NE	NE	NE	NE	NE	NE	NE	NE	NE		NE	NE	NE	NE
Cardiac disorders	Aortic valve incompetence	Rhine	319	50,5	1	0,3	314	50,2	0	0,0	*	Quasi-complete separation of data points detected.				WARNING: The relative Hessian convergence criterion of 49.519817954 is greater than the limit of 0.0001. The convergence is questionable.			NE	Algorithm converged.	NE	NE	0,3211	1,0000	NE	Algorithm converged.	NE	NE
Cardiac disorders	Aortic valve incompetence	Yosemite	323	49,5	1	0,3	311	49,8	0	0,0	*	Quasi-complete separation of data points detected.				WARNING: Negative of Hessian not positive definite.			NE	Algorithm converged.	NE	NE	0,3189		NE	Algorithm converged.	NE	NE
Cardiac disorders	Aortic valve stenosis	Rhine	319	50,5	1	0,3	314	50,2	0	0,0	*	Quasi-complete separation of data points detected.				WARNING: The relative Hessian convergence criterion of 46.424829332 is greater than the limit of 0.0001. The convergence is questionable.			NE	Algorithm converged.	NE	NE	0,3211	NE	NE	Algorithm converged.	NE	NE
Cardiac disorders	Aortic valve stenosis	Yosemite	323	49,5	0	0,0	311	49,8	0	0,0	NE		NE	NE	NE	NE	NE	NE	NE	NE	NE	NE	NE		NE	NE	NE	NE
Cardiac disorders	Arrhythmia	Rhine	319	50,5	1	0,3	314	50,2	0	0,0	*	Quasi-complete separation of data points detected.				WARNING: The relative Hessian convergence criterion of 46.424829332 is greater than the limit of 0.0001. The convergence is questionable.			NE	Algorithm converged.	NE	NE	0,3211	0,2735	NE	Algorithm converged.	NE	NE
Cardiac disorders	Arrhythmia	Yosemite	323	49,5	2	0,6	311	49,8	2	0,6	0,99	Convergence criterion (GCONV=1E-8) satisfied.	0,14	7,10	0,000	Algorithm converged.	-0,031	0,032	0,99	Algorithm converged.	0,14	7,01	0,9949		1,01	Algorithm converged.	0,14	7,16
Cardiac disorders	Arteriosclerosis coronary artery	Rhine	319	50,5	2	0,6	314	50,2	1	0,3	1,97	Convergence criterion (GCONV=1E-8) satisfied.	0,18	21,80	0,003	Algorithm converged.	-0,008	0,014	1,97	Algorithm converged.	0,18	21,60	0,5726	0,4078	0,51	Algorithm converged.	0,05	5,57
Cardiac disorders	Arteriosclerosis coronary artery	Yosemite	323	49,5	1	0,3	311	49,8	0	0,0	*	Quasi-complete separation of data points detected.				WARNING: Negative of Hessian not positive definite.			NE	Algorithm converged.	NE	NE	0,3189		NE	Algorithm converged.	NE	NE
Cardiac disorders	Atrial fibrillation	Rhine	319	50,5	5	1,6	314	50,2	3	1,0	1,65	Convergence criterion (GCONV=1E-8) satisfied.	0,39	6,97	0,006	Algorithm converged.	-0,021	0,027	1,64	Algorithm converged.	0,40	6,81	0,4911	0,9927	0,61	Algorithm converged.	0,13	2,53
Cardiac disorders	Atrial fibrillation	Yosemite	323	49,5	5	1,6	311	49,8	3	1,0	1,67	Convergence criterion (GCONV=1E-8) satisfied.	0,39	7,03	0,006	Algorithm converged.	-0,021	0,024	1,66	Algorithm converged.	0,40	6,87	0,4827		0,60	Algorithm converged.	0,13	2,52
Cardiac disorders	Atrial tachycardia	Rhine	319	50,5	0	0,0	314	50,2	0	0,0	NE		NE	NE	NE	NE	NE	NE	NE	NE	NE	NE	NE		NE	NE	NE	NE
Cardiac disorders	Atrial tachycardia	Yosemite	323	49,5	3	0,9	311	49,8	3	0,9	*	Quasi-complete separation of data points detected.				WARNING: Negative of Hessian not positive definite.			NE	Algorithm converged.	NE	NE	0,3189		NE	Algorithm converged.	NE	NE
Cardiac disorders	Atrioventricular block	Rhine	319	50,5	0	0,0	314	50,2	0	0,0	NE		NE	NE	NE	NE	NE	NE	NE	NE	NE	NE	NE		NE	NE	NE	NE
Cardiac disorders	Atrioventricular block	Yosemite	323	49,5	0	0,0	311	49,8	1	0,3	*	Quasi-complete separation of data points detected.				ERROR: The mean parameter is either invalid or at a limit of its range for some observations.			0,00	Algorithm converged.	0,00	NE	0,3158		>999,99	Algorithm converged.	0,00	NE
Cardiac disorders	Atrioventricular block complete	Rhine	319	50,5	0	0,0	314	50,2	1	0,3	*	Quasi-complete separation of data points detected.				ERROR: The mean parameter is either invalid or at a limit of its range for some observations.			0,00	Algorithm converged.	0,00	NE	0,3159	0,0951	>999,99	Algorithm converged.	0,00	NE
Cardiac disorders	Atrioventricular block complete	Yosemite	323	49,5	1	0,3	311	49,8	0	0,0	*	Quasi-complete separation of data points detected.				WARNING: The relative Hessian convergence criterion of 49.184997554 is greater than the limit of 0.0001. The convergence is questionable.			NE	Algorithm converged.	NE	NE	0,3189		NE	Algorithm converged.	NE	NE
Cardiac disorders	Atrioventricular block second degree	Rhine	319	50,5	0	0,0	314	50,2	0	0,0	NE		NE	NE	NE	NE	NE	NE	NE	NE	NE	NE	NE		NE	NE	NE	NE
Cardiac disorders	Atrioventricular block second degree	Yosemite	323	49,5	0	0,0	311	49,8	1	0,3	*	Quasi-complete separation of data points detected.				ERROR: The mean parameter is either invalid or at a limit of its range for some observations.			0,00	Algorithm converged.	0,00	NE	0,3158		>999,99	Algorithm converged.	0,00	NE
Cardiac disorders	Bradycardia	Rhine	319	50,5	0	0,0	314	50,2	1	0,3	*	Quasi-complete separation of data points detected.				ERROR: The mean parameter is either invalid or at a limit of its range for some observations.			0,00	Algorithm converged.	0,00	NE	0,3159	0,0501	>999,99	Algorithm converged.	0,00	NE
Cardiac disorders	Bradycardia	Yosemite	323	49,5	2	0,6	311	49,8	0	0,0	*	Quasi-complete separation of data points detected.				WARNING: Negative of Hessian not positive definite.			NE	Algorithm converged.	NE	NE	0,1583		NE	Algorithm converged.	NE	NE
Cardiac disorders	Bundle branch block right	Rhine	319	50,5	0	0,0	314	50,2	0	0,0	*	Quasi-complete separation of data points detected.				WARNING: The relative Hessian convergence criterion of 49.519817954 is greater than the limit of 0.0001. The convergence is questionable.			NE	Algorithm converged.	NE	NE	0,3211	NE	NE	Algorithm converged.	NE	NE
Cardiac disorders	Bundle branch block right	Yosemite	323	49,5	0	0,0	311	49,8	0	0,0	NE		NE	NE	NE	NE	NE	NE	NE	NE	NE	NE	NE		NE	NE	NE	NE
Cardiac disorders	Cardiac arrest	Rhine	319	50,5	1	0,3	314	50,2	1	0,3	0,98	Convergence criterion (GCONV=1E-8) satisfied.	0,06	15,81	0,000	Algorithm converged.	-0,059	0,059	0,98	Algorithm converged.	0,06	15,67	0,9911	1,0000	1,02	Algorithm converged.	0,06	16,17
Cardiac disorders	Cardiac arrest	Yosemite	323	49,5	0	0,0	311	49,8	0	0,0	NE		NE	NE	NE	NE	NE	NE	NE	NE	NE	NE	NE		NE	NE	NE	NE
Cardiac disorders	Cardiac failure	Rhine	319	50,5	4	1,3	314	50,2	3	1,0	0,78	Convergence criterion (GCONV=1E-8) satisfied.	0,21	2,93	-0,003	Algorithm converged.	-0,022	0,013	0,79	Algorithm converged.	0,22	2,92	0,7194	0,1808	1,27	Algorithm converged.	0,34	4,69
Cardiac disorders	Cardiac failure	Yosemite	323	49,5	1	0,3	311	49,8	1	0,3	4,01	Convergence criterion (GCONV=1E-8) satisfied.	0,45	36,13	0,010	Algorithm converged.	-0,004	0,024	3,97	Algorithm converged.	0,45	35,36	0,1809		0,25	Algorithm converged.	0,01	2,24
Cardiac disorders	Cardiac failure acute	Rhine	319	50,5	0	0,0	314	50,2	1	0,3	*	Quasi-complete separation of data points detected.				ERROR: The mean parameter is either invalid or at a limit of its range for some observations.			0,00	Algorithm converged.	0,00	NE	0,3159	NE	>999,99	Algorithm converged.	0,00	NE
Cardiac disorders	Cardiac failure acute	Yosemite	323	49,5	0	0,0	311	49,8	0	0,0	NE		NE	NE	NE	NE	NE	NE	NE	NE	NE	NE	NE		NE	NE	NE	NE
Cardiac disorders	Cardiac failure chronic	Rhine	319	50,5	0	0,0	314	50,2	1	0,3	*	Quasi-complete separation of data points detected.				ERROR: The mean parameter is either invalid or at a limit of its range for some observations.			0,00	Algorithm converged.	0,00	NE	0,3159	0,1338	>999,99	Algorithm converged.	0,00	NE
Cardiac disorders	Cardiac failure chronic	Yosemite	323	49,5	3	1,0	311	49,8	1	0,3	3,00	Convergence criterion (GCONV=1E-8) satisfied.	0,31	28,98	0,006	Algorithm converged.	-0,006	0,017	2,98	Algorithm converged.	0,31	28,50	0,3193		0,34	Algorithm converged.	0,04	3,21
Cardiac disorders	Cardiac failure congestive	Rhine	319	50,5	6	1,9	314	50,2	4	1,3	1,49	Convergence criterion (GCONV=1E-8) satisfied.	0,42	5,31	0,006	Algorithm converged.	-0,013	0,025	1,48	Algorithm converged.	0,42	5,18	0,5406	0,2425	0,68	Algorithm converged.	0,13	2,38
Cardiac disorders	Cardiac failure congestive	Yosemite	323	49,5	6	1,9	311	49,8	4	1,3	0,49	Convergence criterion (GCONV=1E-8) satisfied.	0,12	1,96	-0,010	Algorithm converged.	-0,028	0,008	0,50	Algorithm converged.	0,13	1,97	0,3098		2,01	Algorithm converged.	0,51	7,91
Cardiac disorders	Cardio-respiratory arrest	Rhine	319	50,5	0	0,0	314	50,2	1	0,3	*	Quasi-complete separation of data points detected.				ERROR: The mean parameter is either invalid or at a limit of its range for some observations.			0,00	Algorithm converged.	0,00	NE	0,3159	NE	>999,99	Algorithm converged.	0,00	NE
Cardiac disorders	Cardio-respiratory arrest	Yosemite	323	49,5	0	0,0	311	49,8	0	0,0	NE		NE	NE	NE	NE	NE	NE	NE	NE	NE	NE	NE		NE	NE	NE	NE
Cardiac disorders	Cardiomegaly	Rhine	319	50,5	0	0,0	314	50,2	0	0,0	*	Quasi-complete separation of data points detected.				WARNING: The relative Hessian convergence criterion of 49.519817954 is greater than the limit of 0.0001. The convergence is questionable.			NE	Algorithm converged.	NE	NE	0,3211	0,1897	NE	Algorithm converged.	NE	NE
Cardiac disorders	Cardiomegaly	Yosemite	323	49,5	1	0,3	311	49,8	2	0,6	0,50	Convergence criterion (GCONV=1E-8) satisfied.	0,04	5,49	-0,003	Algorithm converged.	-0,034	0,008	0,50	Algorithm converged.	0,05	5,45	0,5591		2,01	Algorithm converged.	0,18	22,08
Cardiac disorders	Cardiomyopathy	Rhine	319	50,5	0	0,0	314	50,2	0	0,0	*	Quasi-complete separation of data points detected.				WARNING: The relative Hessian convergence criterion of 46.424829332 is greater than the limit of 0.0001. The convergence is questionable.			NE	Algorithm converged.	NE	NE	0,3211	1,0000	NE	Algorithm converged.	NE	NE
Cardiac disorders	Cardiomyopathy	Yosemite	323	49,5	0	0,0	311	49,8	0	0,0	*	Quasi-complete separation of data points detected.				WARNING: Negative of Hessian not positive definite.			NE	Algorithm converged.	NE	NE	0,1583		NE	Algorithm converged.	NE	NE
Cardiac disorders	Cardiopulmonary failure	Rhine	319	50,5	0	0,0	314	50,2	0	0,0	NE		NE	NE	NE	NE	NE	NE	NE	NE	NE	NE	NE		NE	NE	NE	NE
Cardiac disorders	Cardiopulmonary failure	Yosemite	323	49,5	1	0,3	311	49,8	0	0,0	*	Quasi-complete separation of data points detected.				WARNING: Negative of Hessian not positive definite.			NE	Algorithm converged.	NE	NE	0,3189		NE	Algorithm converged.	NE	NE
Cardiac disorders	Cardiovascular disorder	Rhine	319	50,5	0	0,0	314	50,2	0	0,0	NE		NE	NE	NE	NE	NE	NE	NE	NE	NE	NE	NE		NE	NE	NE	NE
Cardiac disorders	Cardiovascular disorder	Yosemite	323	49,5	1	0,3	311	49,8	0	0,0	*	Quasi-complete separation of data points detected.				WARNING: Negative of Hessian not positive definite.			NE	Algorithm converged.	NE	NE	0,3189		NE	Algorithm converged.	NE	NE
Cardiac disorders	Cardiovascular insufficiency	Rhine	319	50,5	0	0,0	314	50,2	0	0,0	NE		NE	NE	NE	NE	NE	NE	NE	NE	NE	NE	NE		NE	NE	NE	NE
Cardiac disorders	Cardiovascular insufficiency	Yosemite	323	49,5	1	0,3	311	49,8	0	0,0	*	Quasi-complete separation of data points detected.				WARNING: Negative of Hessian not positive definite.			NE	Algorithm converged.	NE	NE	0,3189		NE	Algorithm converged.	NE	NE
Cardiac disorders	Chronic left ventricular failure	Rhine	319	50,5	1	0,3	314	50,2	0	0,0	*	Quasi-complete separation of data points detected.				WARNING: The relative Hessian convergence criterion of 49.519817954 is greater than the limit of 0.0001. The convergence is questionable.			NE	Algorithm converged.	NE	NE	0,3211	1,0000	NE	Algorithm converged.	NE	NE
Cardiac disorders	Chronic left ventricular failure	Yosemite	323	49,5	1	0,3	311	49,8	0	0,0	*	Quasi-complete separation of data points detected.				WARNING: Negative of Hessian not positive definite.			NE	Algorithm converged.	NE	NE	0,3189		NE	Algorithm converged.	NE	NE

| | | |

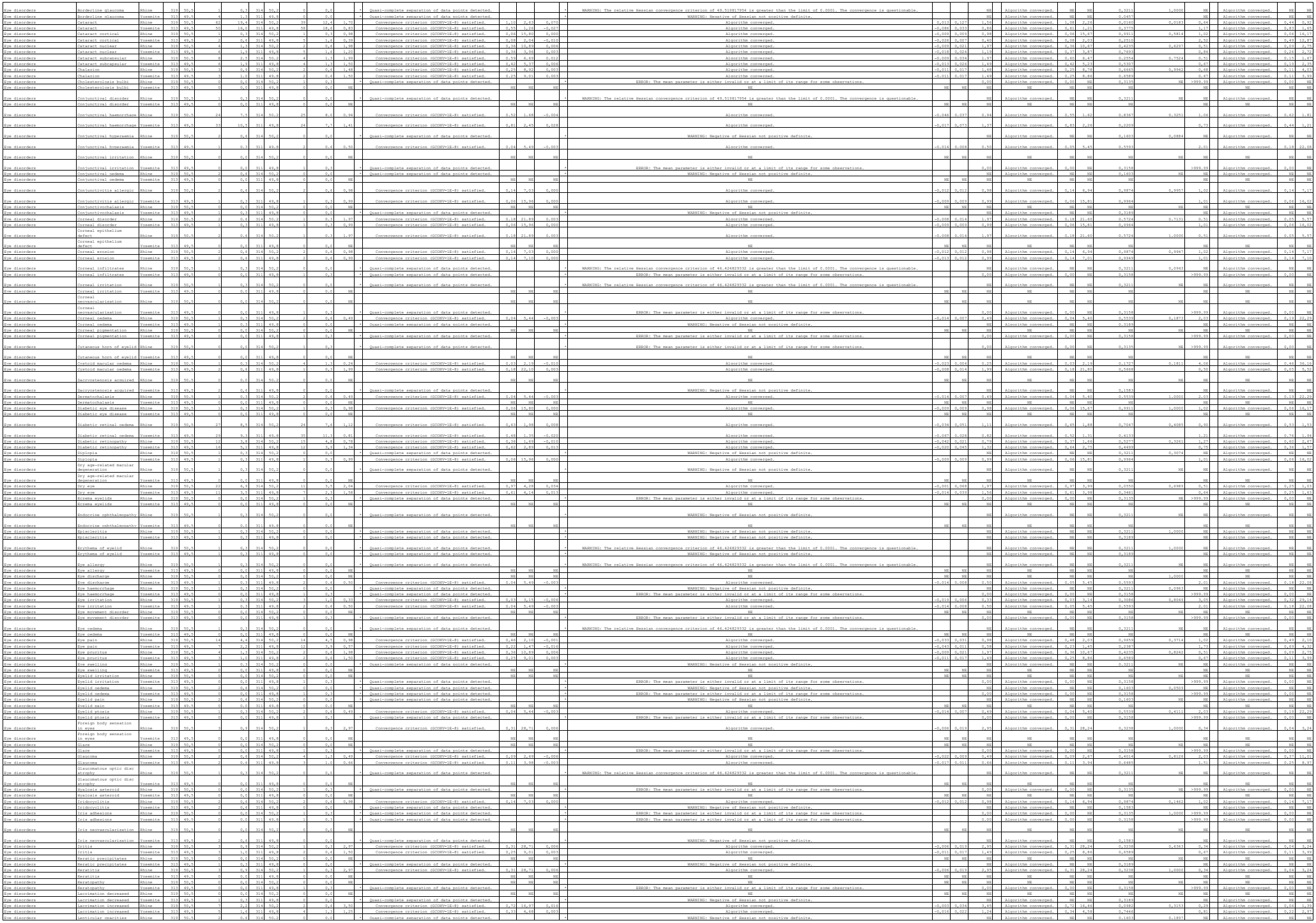

| | | |

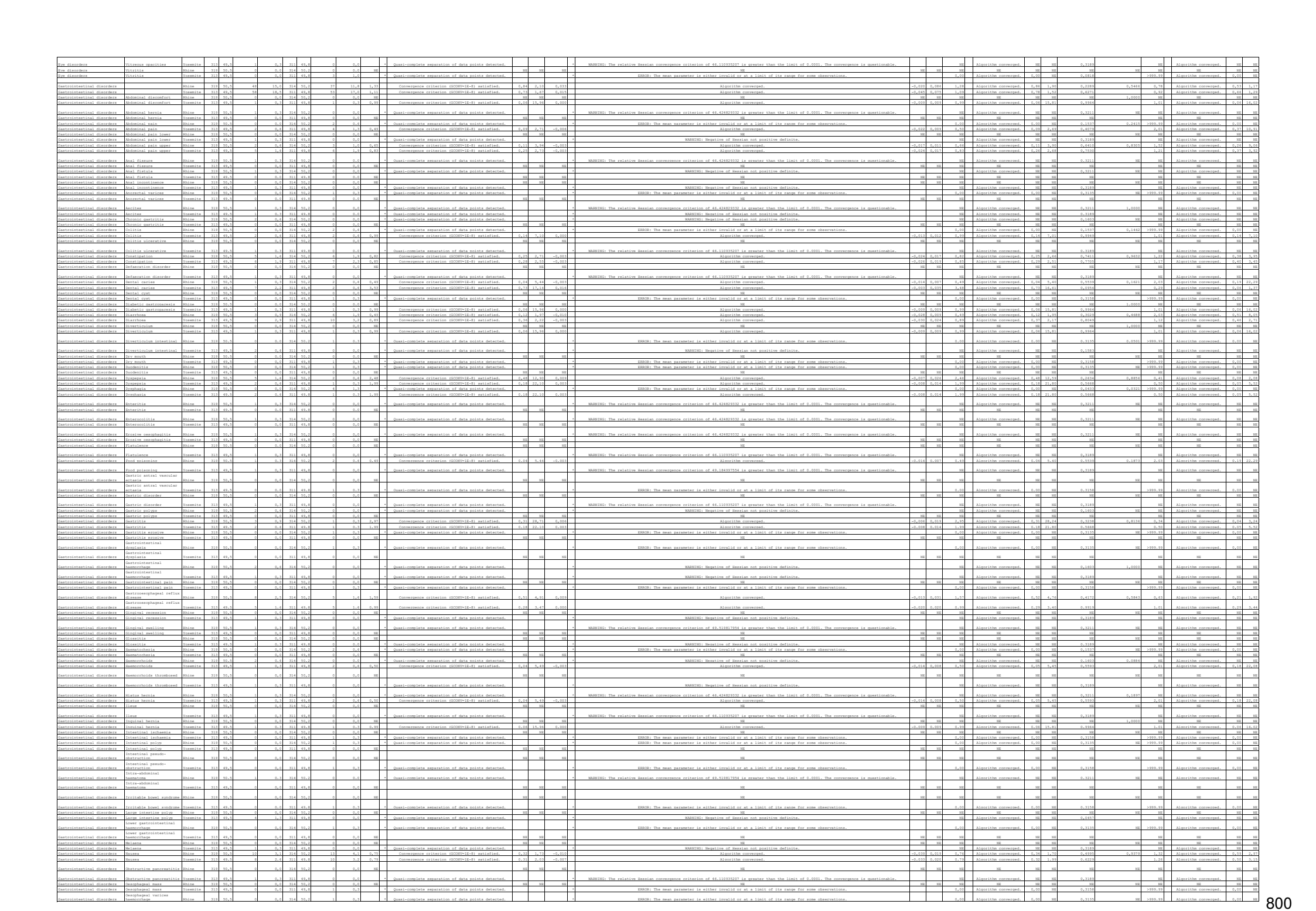

| | | |

| | | |

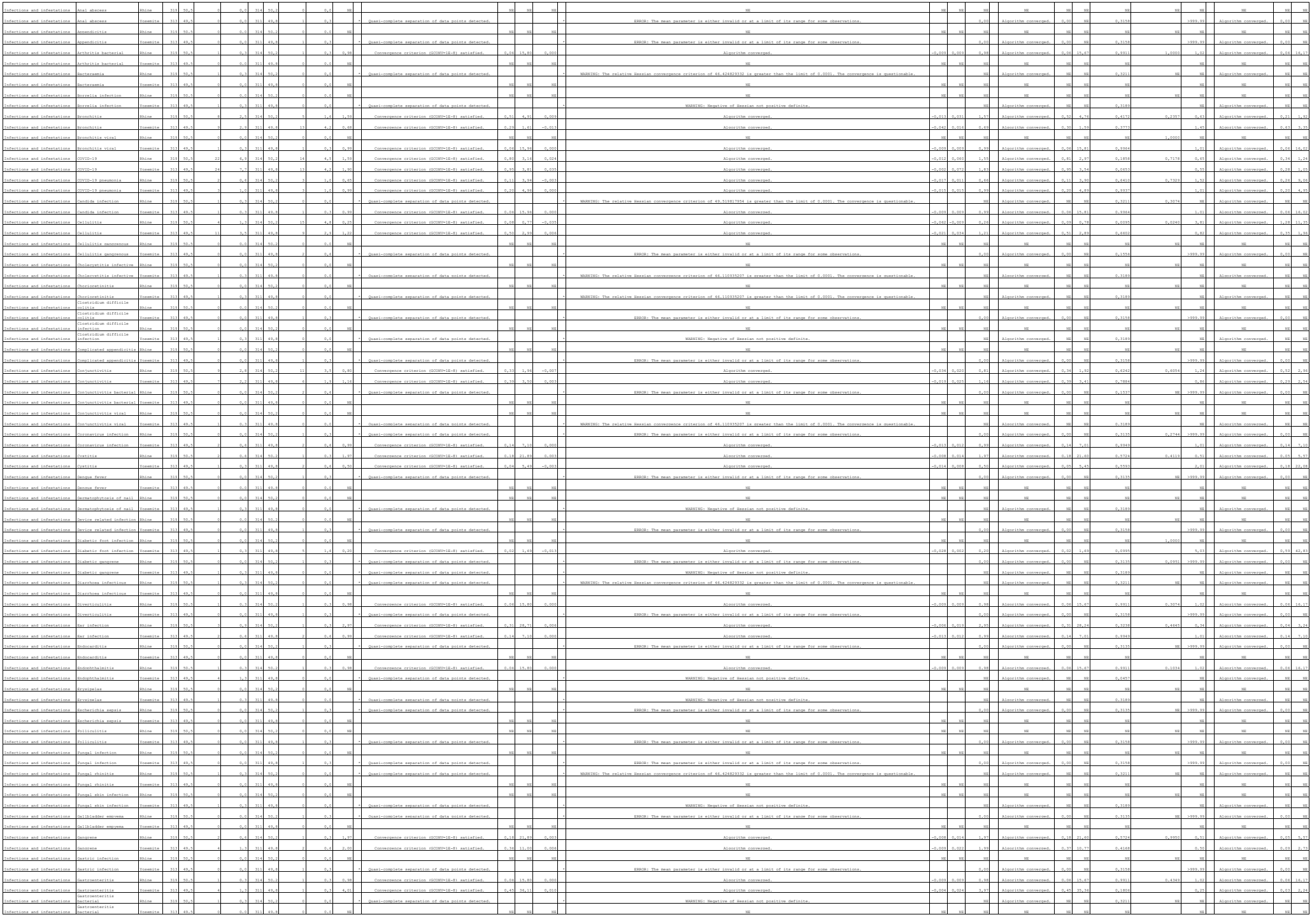



| | | |

Infections and infestations	Wound infection	Yosemite	313	49,5	1	0,3	311	49,8	0	0,0		*	Quasi-complete separation of data points detected.				*	WARNING: Negative of Hessian not positive definite.			NE	Algorithm converged.	NE	NE	0,3189			NE	Algorithm converged.	NE	NE
Injury, poisoning and procedural complications		Rhine	328	50,5	52	16,0	314	50,2	60	19,1	0,81		Convergence criterion (GCONV=1E-8) satisfied.	0,53	1,21	-0,031		Algorithm converged.	-0,090	0,028	0,84	Algorithm converged.	0,65	1,17	0,3023	0,0408	1,20	Algorithm converged.	0,85	1,68
Injury, poisoning and procedural complications		Yosemite	313	49,5	64	20,4	311	49,8	46	14,8	1,48		Convergence criterion (GCONV=1E-8) satisfied.	0,98	2,23	0,057		Algorithm converged.	-0,002	0,116	1,38	Algorithm converged.	0,98	1,95	0,0640		0,72	Algorithm converged.	0,51	1,02
Injury, poisoning and procedural complications	Accident	Rhine	328	50,5	0	0,0	314	50,2	0	0,0	NE			NE	NE	NE		NE	NE	NE	NE	NE	NE	NE	NE	NE	NE	NE	NE	NE	NE	NE	NE	NE	NE
Injury, poisoning and procedural complications	Accident	Yosemite	313	49,5	1	0,3	311	49,8	0	0,0		*	Quasi-complete separation of data points detected.				*	WARNING: Negative of Hessian not positive definite.			NE	Algorithm converged.	NE	NE	0,3189			NE	Algorithm converged.	NE	NE
Injury, poisoning and procedural complications	Accidental exposure to product	Rhine	328	50,5	1	0,3	314	50,2	2	0,6		*	Quasi-complete separation of data points detected.				*	WARNING: Negative of Hessian not positive definite.			NE	Algorithm converged.	NE	NE	0,3211	NE	NE	Algorithm converged.	NE	NE
Injury, poisoning and procedural complications	Accidental exposure to product	Yosemite	313	49,5	0	0,0	311	49,8	0	0,0	NE			NE	NE	NE		NE	NE	NE	NE	NE	NE	NE	NE	NE	NE	NE	NE	NE	NE	NE	NE	NE	NE
Injury, poisoning and procedural complications	Animal bite	Rhine	328	50,5	2	0,6	314	50,2	0	0,0		*	Quasi-complete separation of data points detected.				*	WARNING: Negative of Hessian not positive definite.			NE	Algorithm converged.	NE	NE	0,1603	1,0000	NE	Algorithm converged.	NE	NE
Injury, poisoning and procedural complications	Animal bite	Yosemite	313	49,5	1	0,3	311	49,8	0	0,0		*	Quasi-complete separation of data points detected.				*	WARNING: The relative Hessian convergence criterion of 46.110335207 is greater than the limit of 0.0001. The convergence is questionable.			NE	Algorithm converged.	NE	NE	0,3189		NE	Algorithm converged.	NE	NE
Injury, poisoning and procedural complications	Ankle fracture	Rhine	328	50,5	1	0,3	314	50,2	3	1,0	0,33		Convergence criterion (GCONV=1E-8) satisfied.	0,03	3,13	-0,006		Algorithm converged.	-0,010	0,002	0,33	Algorithm converged.	0,03	3,14	0,3086	1,0000	3,05	Algorithm converged.	0,32	29,14
Injury, poisoning and procedural complications	Ankle fracture	Yosemite	313	49,5	0	0,0	311	49,8	0	0,0	NE			NE	NE	NE		NE	NE	NE	NE	NE	NE	NE	NE	NE	NE	NE	NE	NE	NE	NE	NE	NE	NE
Injury, poisoning and procedural complications	Anterior capsular rupture	Rhine	328	50,5	1	0,3	314	50,2	0	0,0		*	Quasi-complete separation of data points detected.				*	WARNING: Negative of Hessian not positive definite.			NE	Algorithm converged.	NE	NE	0,3211		NE	Algorithm converged.	NE	NE
Injury, poisoning and procedural complications	Anterior capsular rupture	Yosemite	313	49,5	0	0,0	311	49,8	0	0,0	NE			NE	NE	NE		NE	NE	NE	NE	NE	NE	NE	NE	NE	NE	NE	NE	NE	NE	NE	NE	NE	NE
Injury, poisoning and procedural complications	Arthropod bite	Rhine	328	50,5	1	0,3	314	50,2	3	1,0	0,33		Convergence criterion (GCONV=1E-8) satisfied.	0,03	3,13	-0,006		Algorithm converged.	-0,010	0,002	0,33	Algorithm converged.	0,03	3,14	0,3089	0,1449	3,05	Algorithm converged.	0,32	29,14
Injury, poisoning and procedural complications	Arthropod bite	Yosemite	313	49,5	3	1,0	311	49,8	1	0,3	3,00		Convergence criterion (GCONV=1E-8) satisfied.	0,31	28,99	0,006		Algorithm converged.	-0,006	0,013	2,98	Algorithm converged.	0,31	28,50	0,3191		0,34	Algorithm converged.	0,04	3,21
Injury, poisoning and procedural complications	Bone contusion	Rhine	328	50,5	1	0,3	314	50,2	1	0,3	0,98		Convergence criterion (GCONV=1E-8) satisfied.	0,06	15,80	0,000		Algorithm converged.	-0,002	0,002	0,98	Algorithm converged.	0,06	15,67	0,9931	0,1873	1,02	Algorithm converged.	0,06	16,17
Injury, poisoning and procedural complications	Bone contusion	Yosemite	313	49,5	2	0,6	311	49,8	0	0,0		*	Quasi-complete separation of data points detected.				*	WARNING: Negative of Hessian not positive definite.			NE	Algorithm converged.	NE	NE	0,1583		NE	Algorithm converged.	NE	NE
Injury, poisoning and procedural complications	Bone fissure	Rhine	328	50,5	1	0,3	314	50,2	0	0,0		*	Quasi-complete separation of data points detected.				*	WARNING: The relative Hessian convergence criterion of 49.519817954 is greater than the limit of 0.0001. The convergence is questionable.			NE	Algorithm converged.	NE	NE	0,3211	1,0000	NE	Algorithm converged.	NE	NE
Injury, poisoning and procedural complications	Bone fissure	Yosemite	313	49,5	1	0,3	311	49,8	0	0,0		*	Quasi-complete separation of data points detected.				*	WARNING: Negative of Hessian not positive definite.			NE	Algorithm converged.	NE	NE	0,3183		NE	Algorithm converged.	NE	NE
Injury, poisoning and procedural complications	Burns second degree	Rhine	328	50,5	0	0,0	314	50,2	0	0,0	NE			NE	NE	NE		NE	NE	NE	NE	NE	NE	NE	NE	NE	NE	NE	NE	NE	NE	NE	NE	NE	NE
Injury, poisoning and procedural complications	Burns second degree	Yosemite	313	49,5	0	0,0	311	49,8	1	0,3		*	Quasi-complete separation of data points detected.				*	ERROR: The mean parameter is either invalid or at a limit of its range for some observations.			0,00	Algorithm converged.	0,00	NE	0,3158		>999,99	Algorithm converged.	0,00	NE
Injury, poisoning and procedural complications	Cartilage injury	Rhine	328	50,5	1	0,3	314	50,2	1	0,3	0,98		Convergence criterion (GCONV=1E-8) satisfied.	0,06	15,80	0,000		Algorithm converged.	-0,002	0,002	0,98	Algorithm converged.	0,06	15,67	0,9931	1,0000	1,02	Algorithm converged.	0,06	16,17
Injury, poisoning and procedural complications	Cartilage injury	Yosemite	313	49,5	0	0,0	311	49,8	0	0,0	NE			NE	NE	NE		NE	NE	NE	NE	NE	NE	NE	NE	NE	NE	NE	NE	NE	NE	NE	NE	NE	NE
Injury, poisoning and procedural complications	Cataract operation complication	Rhine	328	50,5	0	0,0	314	50,2	0	0,0	NE			NE	NE	NE		NE	NE	NE	NE	NE	NE	NE	NE	NE	NE	NE	NE	NE	NE	NE	NE	NE	NE
Injury, poisoning and procedural complications	Cataract operation complication	Yosemite	313	49,5	0	0,0	311	49,8	1	0,3		*	Quasi-complete separation of data points detected.				*	ERROR: The mean parameter is either invalid or at a limit of its range for some observations.			0,00	Algorithm converged.	0,00	NE	0,3158		>999,99	Algorithm converged.	0,00	NE
Injury, poisoning and procedural complications	Cataract traumatic	Rhine	328	50,5	0	0,0	314	50,2	2	0,6	NE			NE	NE	NE		NE	NE	NE	NE	NE	NE	NE	NE	NE	NE	NE	NE	NE	NE	NE	NE	NE	NE
Injury, poisoning and procedural complications	Cataract traumatic	Yosemite	313	49,5	1	0,3	311	49,8	2	0,6		*	Quasi-complete separation of data points detected.				*	WARNING: Negative of Hessian not positive definite.			NE	Algorithm converged.	NE	NE	0,3189		NE	Algorithm converged.	NE	NE
Injury, poisoning and procedural complications	Chemical burns of eye	Rhine	328	50,5	0	0,0	314	50,2	1	0,3		*	Quasi-complete separation of data points detected.				*	ERROR: The mean parameter is either invalid or at a limit of its range for some observations.			0,00	Algorithm converged.	0,00	NE	0,3135	NE	>999,99	Algorithm converged.	0,00	NE
Injury, poisoning and procedural complications	Chemical burns of eye	Yosemite	313	49,5	0	0,0	311	49,8	0	0,0	NE			NE	NE	NE		NE	NE	NE	NE	NE	NE	NE	NE	NE	NE	NE	NE	NE	NE	NE	NE	NE	NE
Injury, poisoning and procedural complications	Concussion	Rhine	328	50,5	0	0,0	314	50,2	0	0,0	NE			NE	NE	NE		NE	NE	NE	NE	NE	NE	NE	NE	NE	NE	NE	NE	NE	NE	NE	NE	NE	NE
Injury, poisoning and procedural complications	Concussion	Yosemite	313	49,5	1	0,3	311	49,8	0	0,0		*	Quasi-complete separation of data points detected.				*	WARNING: Negative of Hessian not positive definite.			NE	Algorithm converged.	NE	NE	0,3183		NE	Algorithm converged.	NE	NE
Injury, poisoning and procedural complications	Contraindicated product administered	Rhine	328	50,5	0	0,0	314	50,2	1	0,3		*	Quasi-complete separation of data points detected.				*	ERROR: The mean parameter is either invalid or at a limit of its range for some observations.			0,00	Algorithm converged.	0,00	NE	0,3173	NE	>999,99	Algorithm converged.	0,00	NE
Injury, poisoning and procedural complications	Contraindicated product administered	Yosemite	313	49,5	0	0,0	311	49,8	0	0,0	NE			NE	NE	NE		NE	NE	NE	NE	NE	NE	NE	NE	NE	NE	NE	NE	NE	NE	NE	NE	NE	NE
Injury, poisoning and procedural complications	Contusion	Rhine	328	50,5	2	0,6	314	50,2	2	0,6	0,98		Convergence criterion (GCONV=1E-8) satisfied.	0,14	7,03	0,000		Algorithm converged.	-0,012	0,012	0,98	Algorithm converged.	0,14	6,94	0,9874	0,8691	1,02	Algorithm converged.	0,14	7,17
Injury, poisoning and procedural complications	Contusion	Yosemite	313	49,5	4	1,3	311	49,8	3	1,0	1,20		Convergence criterion (GCONV=1E-8) satisfied.	0,36	3,86	0,003		Algorithm converged.	-0,018	0,024	1,19	Algorithm converged.	0,37	3,87	0,7613		0,84	Algorithm converged.	0,24	2,72
Injury, poisoning and procedural complications	Corneal abrasion	Rhine	328	50,5	7	2,2	314	50,2	3	1,0	2,33		Convergence criterion (GCONV=1E-8) satisfied.	0,60	9,08	0,012		Algorithm converged.	-0,007	0,032	2,32	Algorithm converged.	0,60	8,80	0,2117	0,4281	0,44	Algorithm converged.	0,11	1,67
Injury, poisoning and procedural complications	Corneal abrasion	Yosemite	313	49,5	3	1,0	311	49,8	3	1,0	0,99		Convergence criterion (GCONV=1E-8) satisfied.	0,20	4,90	0,000		Algorithm converged.	-0,015	0,015	0,99	Algorithm converged.	0,20	4,80	0,9337		1,01	Algorithm converged.	0,20	4,93
Injury, poisoning and procedural complications	Dialysis's bodies	Rhine	328	50,5	0	0,0	314	50,2	0	0,0	NE			NE	NE	NE		NE	NE	NE	NE	NE	NE	NE	NE	NE	NE	NE	NE	NE	NE	NE	NE	NE	NE
Injury, poisoning and procedural complications	Dialysis's bodies	Yosemite	313	49,5	1	0,3	311	49,8	0	0,0		*	Quasi-complete separation of data points detected.				*	WARNING: Negative of Hessian not positive definite.			NE	Algorithm converged.	NE	NE	0,3189		NE	Algorithm converged.	NE	NE
Injury, poisoning and procedural complications	Epicondylitis	Rhine	328	50,5	0	0,0	314	50,2	0	0,0	NE			NE	NE	NE		NE	NE	NE	NE	NE	NE	NE	NE	NE	NE	NE	NE	NE	NE	NE	NE	NE	NE
Injury, poisoning and procedural complications	Epicondylitis	Yosemite	313	49,5	0	0,0	311	49,8	0	0,0		*	Quasi-complete separation of data points detected.				*	WARNING: Negative of Hessian not positive definite.			NE	Algorithm converged.	NE	NE	0,3183		NE	Algorithm converged.	NE	NE
Injury, poisoning and procedural complications	Eye contusion	Rhine	328	50,5	0	0,0	314	50,2	1	0,3		*	Quasi-complete separation of data points detected.				*	ERROR: The mean parameter is either invalid or at a limit of its range for some observations.			0,00	Algorithm converged.	0,00	NE	0,3133	0,0951	>999,99	Algorithm converged.	0,00	NE
Injury, poisoning and procedural complications	Eye contusion	Yosemite	313	49,5	1	0,3	311	49,8	0	0,0		*	Quasi-complete separation of data points detected.				*	WARNING: Negative of Hessian not positive definite.			NE	Algorithm converged.	NE	NE	0,3189		NE	Algorithm converged.	NE	NE
Injury, poisoning and procedural complications	Face injury	Rhine	328	50,5	0	0,0	314	50,2	0	0,0	NE			NE	NE	NE		NE	NE	NE	NE	NE	NE	NE	NE	NE	NE	NE	NE	NE	NE	NE	NE	NE	NE
Injury, poisoning and procedural complications	Face injury	Yosemite	313	49,5	1	0,3	311	49,8	0	0,0		*	Quasi-complete separation of data points detected.				*	WARNING: Negative of Hessian not positive definite.			NE	Algorithm converged.	NE	NE	0,3189		NE	Algorithm converged.	NE	NE
Injury, poisoning and procedural complications	Facial bones fracture	Rhine	328	50,5	0	0,0	314	50,2	0	0,0		*	Quasi-complete separation of data points detected.				*	WARNING: The relative Hessian convergence criterion of 46.424829332 is greater than the limit of 0.0001. The convergence is questionable.			NE	Algorithm converged.	NE	NE	0,3211	1,0000	NE	Algorithm converged.	NE	NE
Injury, poisoning and procedural complications	Facial bones fracture	Yosemite	313	49,5	1	0,3	311	49,8	0	0,0		*	Quasi-complete separation of data points detected.				*	WARNING: Negative of Hessian not positive definite.			NE	Algorithm converged.	NE	NE	0,3189		NE	Algorithm converged.	NE	NE
Injury, poisoning and procedural complications	Fall	Rhine	328	50,5	10	3,1	314	50,2	15	4,8	0,65		Convergence criterion (GCONV=1E-8) satisfied.	0,29	1,46	-0,016		Algorithm converged.	-0,047	0,014	0,66	Algorithm converged.	0,30	1,44	0,2892	0,0269	1,32	Algorithm converged.	0,70	3,74
Injury, poisoning and procedural complications	Fall	Yosemite	313	49,5	20	6,4	311	49,8	9	2,9	2,29		Convergence criterion (GCONV=1E-8) satisfied.	1,03	5,13	0,035		Algorithm converged.	0,002	0,048	2,23	Algorithm converged.	1,02	4,77	0,0382		0,45	Algorithm converged.	0,21	0,98
Injury, poisoning and procedural complications	Femoral neck fracture	Rhine	328	50,5	1	0,3	314	50,2	2	0,6	0,49		Convergence criterion (GCONV=1E-8) satisfied.	0,04	5,44	-0,003		Algorithm converged.	-0,014	0,007	0,49	Algorithm converged.	0,04	5,40	0,5539	0,1873	2,07	Algorithm converged.	0,19	22,29
Injury, poisoning and procedural complications	Femoral neck fracture	Yosemite	313	49,5	1	0,3	311	49,8	1	0,3		*	Quasi-complete separation of data points detected.				*	WARNING: The relative Hessian convergence criterion of 49.184997554 is greater than the limit of 0.0001. The convergence is questionable.			NE	Algorithm converged.	NE	NE	0,3183		NE	Algorithm converged.	NE	NE
Injury, poisoning and procedural complications	Femur fracture	Rhine	328	50,5	0	0,0	314	50,2	1	0,3		*	Quasi-complete separation of data points detected.				*	ERROR: The mean parameter is either invalid or at a limit of its range for some observations.			0,00	Algorithm converged.	0,00	NE	0,3133	0,0951	>999,99	Algorithm converged.	0,00	NE
Injury, poisoning and procedural complications	Femur fracture	Yosemite	313	49,5	0	0,0	311	49,8	0	0,0		*	Quasi-complete separation of data points detected.				*	WARNING: Negative of Hessian not positive definite.			NE	Algorithm converged.	NE	NE	0,3189		NE	Algorithm converged.	NE	NE
Injury, poisoning and procedural complications	Foot fracture	Rhine	328	50,5	0	0,0	314	50,2	1	0,3		*	Quasi-complete separation of data points detected.				*	ERROR: The mean parameter is either invalid or at a limit of its range for some observations.			0,00	Algorithm converged.	0,00	NE	0,0804	0,0910	>999,99	Algorithm converged.	0,00	NE
Injury, poisoning and procedural complications	Foot fracture	Yosemite	313	49,5	2	0,6	311	49,8	2	0,6	0,99		Convergence criterion (GCONV=1E-8) satisfied.	0,14	7,10	0,000		Algorithm converged.	-0,013	0,012	0,99	Algorithm converged.	0,14	7,01	0,9949		1,01	Algorithm converged.	0,14	7,16
Injury, poisoning and procedural complications	Foreign body	Rhine	328	50,5	0	0,0	314	50,2	0	0,0	NE			NE	NE	NE		NE	NE	NE	NE	NE	NE	NE	NE	NE	NE	NE	NE	NE	NE	NE	NE	NE	NE
Injury, poisoning and procedural complications	Foreign body	Yosemite	313	49,5	0	0,0	311	49,8	0	0,0		*	Quasi-complete separation of data points detected.				*	WARNING: Negative of Hessian not positive definite.			NE	Algorithm converged.	NE	NE	0,3183		NE	Algorithm converged.	NE	NE
Injury, poisoning and procedural complications	Foreign body in eye	Rhine	328	50,5	2	0,6	314	50,2	2	0,6	0,98		Convergence criterion (GCONV=1E-8) satisfied.	0,14	7,03	0,000		Algorithm converged.	-0,012	0,012	0,98	Algorithm converged.	0,14	6,94	0,9874	1,0000	1,02	Algorithm converged.	0,14	7,17
Injury, poisoning and procedural complications	Foreign body in eye	Yosemite	313	49,5	0	0,0	311	49,8	0	0,0	NE			NE	NE	NE		NE	NE	NE	NE	NE	NE	NE	NE	NE	NE	NE	NE	NE	NE	NE	NE	NE	NE
Injury, poisoning and procedural complications	Foreign body in throat	Rhine	328	50,5	0	0,0	314	50,2	0	0,0	NE			NE	NE	NE		NE	NE	NE	NE	NE	NE	NE	NE	NE	NE	NE	NE	NE	NE	NE	NE	NE	NE
Injury, poisoning and procedural complications	Foreign body in throat	Yosemite	313	49,5	1	0,3	311	49,8	0	0,0		*	Quasi-complete separation of data points detected.				*	WARNING: Negative of Hessian not positive definite.			NE	Algorithm converged.	NE	NE	0,3183		NE	Algorithm converged.	NE	NE
Injury, poisoning and procedural complications	Fracture displacement	Rhine	328	50,5	0	0,0	314	50,2	0	0,0	NE			NE	NE	NE		NE	NE	NE	NE	NE	NE	NE	NE	NE	NE	NE	NE	NE	NE	NE	NE	NE	NE
Injury, poisoning and procedural complications	Fracture displacement	Yosemite	313	49,5	0	0,0	311	49,8	1	0,3		*	Quasi-complete separation of data points detected.				*	ERROR: The mean parameter is either invalid or at a limit of its range for some observations.			0,00	Algorithm converged.	0,00	NE	0,3158		>999,99	Algorithm converged.	0,00	NE
Injury, poisoning and procedural complications	Hand fracture	Rhine	328	50,5	1	0,3	314	50,2	2	0,6		*	Quasi-complete separation of data points detected.				*	WARNING: The relative Hessian convergence criterion of 46.424829332 is greater than the limit of 0.0001. The convergence is questionable.			NE	Algorithm converged.	NE	NE	0,3211	0,3074	NE	Algorithm converged.	NE	NE
Injury, poisoning and procedural complications	Hand fracture	Yosemite	313	49,5	3	0,9	311	49,8	1	0,3	0,99		Convergence criterion (GCONV=1E-8) satisfied.	0,06	15,96	0,000		Algorithm converged.	-0,002	0,007	0,99	Algorithm converged.	0,06	15,81	0,9964		1,01	Algorithm converged.	0,06	16,02
Injury, poisoning and procedural complications	Head injury	Rhine	328	50,5	0	0,0	314	50,2	3	1,0		*	Quasi-complete separation of data points detected.				*	ERROR: The mean parameter is either invalid or at a limit of its range for some observations.			0,00	Algorithm converged.	0,00	NE	0,0804	0,2059	>999,99	Algorithm converged.	0,00	NE
Injury, poisoning and procedural complications	Head injury	Yosemite	313	49,5	1	0,3	311	49,8	2	0,6	0,50		Convergence criterion (GCONV=1E-8) satisfied.	0,04	5,43	-0,003		Algorithm converged.	-0,014	0,008	0,50	Algorithm converged.	0,05	5,43	0,5593		2,01	Algorithm converged.	0,19	22,06
Injury, poisoning and procedural complications	Hip fracture	Rhine	328	50,5	0	0,0	314	50,2	0	0,0	NE			NE	NE	NE		NE	NE	NE	NE	NE	NE	NE	NE	NE	NE	NE	NE	NE	NE	NE	NE	NE	NE
Injury, poisoning and procedural complications	Hip fracture	Yosemite	313	49,5	1	0,3	311	49,8	2	0,6		*	Quasi-complete separation of data points detected.				*	WARNING: The relative Hessian convergence criterion of 46.110335207 is greater than the limit of 0.0001. The convergence is questionable.			NE	Algorithm converged.	NE	NE	0,3189		NE	Algorithm converged.	NE	NE
Injury, poisoning and procedural complications	Humerus fracture	Rhine	328	50,5	0	0,0	314	50,2	0	0,0	NE			NE	NE	NE		NE	NE	NE	NE	NE	NE	NE	NE	NE	NE	NE	NE	NE	NE	NE	NE	NE	NE
Injury, poisoning and procedural complications	Humerus fracture	Yosemite	313	49,5	1	0,3	311	49,8	1	0,3	0,99		Convergence criterion (GCONV=1E-8) satisfied.	0,06	15,96	0,000		Algorithm converged.	-0,009	0,009	0,99	Algorithm converged.	0,06	15,81	0,9964		1,01	Algorithm converged.	0,06	16,02
Injury, poisoning and procedural complications	Ilium fracture	Rhine	328	50,5	0	0,0	314	50,2	0	0,0	NE			NE	NE	NE		NE	NE	NE	NE	NE	NE	NE	NE	NE	NE	NE	NE	NE	NE	NE	NE	NE	NE
Injury, poisoning and procedural complications	Ilium fracture	Yosemite	313	49,5	0	0,0	311	49,8	0	0,0		*	Quasi-complete separation of data points detected.				*	WARNING: Negative of Hessian not positive definite.			NE	Algorithm converged.	NE	NE	0,3183		NE	Algorithm converged.	NE	NE
Injury, poisoning and procedural complications	Incision site pain	Rhine	328	50,5	0	0,0	314	50,2	0	0,0	NE			NE	NE	NE		NE	NE	NE	NE	NE	NE	NE	NE	NE	NE	NE	NE	NE	NE	NE	NE	NE	NE
Injury, poisoning and procedural complications	Incision site pain	Yosemite	313	49,5	1	0,3	311	49,8	0	0,0		*	Quasi-complete separation of data points detected.				*	WARNING: The relative Hessian convergence criterion of 46.110335207 is greater than the limit of 0.0001. The convergence is questionable.			NE	Algorithm converged.	NE	NE	0,3183		NE	Algorithm converged.	NE	NE
Injury, poisoning and procedural complications	Joint injury	Rhine	328	50,5	0	0,0	314	50,2	0	0,0	NE			NE	NE	NE		NE	NE	NE	NE	NE	NE	NE	NE	NE	NE	NE	NE	NE	NE	NE	NE	NE	NE
Injury, poisoning and procedural complications	Joint injury	Yosemite	313	49,5	1	0,3	311	49,8	0	0,0		*	Quasi-complete separation of data points detected.				*	WARNING: Negative of Hessian not positive definite.			NE	Algorithm converged.	NE	NE	0,3183		NE	Algorithm converged.	NE	NE
Injury, poisoning and procedural complications	Ligament injury	Rhine	328	50,5	0	0,0	314	50,2	0	0,0	NE			NE	NE	NE		NE	NE	NE	NE	NE	NE	NE	NE	NE	NE	NE	NE	NE	NE	NE	NE	NE	NE
Injury, poisoning and procedural complications	Ligament injury	Yosemite	313	49,5	0	0,0	311	49,8	1	0,3		*	Quasi-complete separation of data points detected.				*	ERROR: The mean parameter is either invalid or at a limit of its range for some observations.			0,00	Algorithm converged.	0,00	NE	0,3158		>999,99	Algorithm converged.	0,00	NE
Injury, poisoning and procedural complications	Ligament rupture	Rhine	328	50,5	0	0,0	314	50,2	0	0,0	NE			NE	NE	NE		NE	NE	NE	NE	NE	NE	NE	NE	NE	NE	NE	NE	NE	NE	NE	NE	NE	NE
Injury, poisoning and procedural complications	Ligament rupture	Yosemite	313	49,5	0	0,0	311	49,8	2	0,6		*	Quasi-complete separation of data points detected.				*	ERROR: The mean parameter is either invalid or at a limit of its range for some observations.			0,00	Algorithm converged.	0,00	NE	0,1556		>999,99	Algorithm converged.	0,00	NE
Injury, poisoning and procedural complications	Ligament sprain	Rhine	328	50,5	1	0,3	314	50,2	2	0,6	0,49		Convergence criterion (GCONV=1E-8) satisfied.	0,04	5,44	-0,003		Algorithm converged.	-0,014	0,007	0,49	Algorithm converged.	0,04	5,40	0,5539	0,7056	2,07	Algorithm converged.	0,19	22,29
Injury, poisoning and procedural complications	Ligament sprain	Yosemite	313	49,5	1	0,3	311	49,8	1	0,3	0,99		Convergence criterion (GCONV=1E-8) satisfied.	0,06	15,96	0,000		Algorithm converged.	-0,009	0,009	0,99	Algorithm converged.	0,06	15,81	0,9964		1,01	Algorithm converged.	0,06	16,02
Injury, poisoning and procedural complications	Limb injury	Rhine	328	50,5	3	0,9	314	50,2	5	1,6	0,59		Convergence criterion (GCONV=1E-8) satisfied.	0,14	2,48	-0,007		Algorithm converged.	-0,026	0,011	0,59	Algorithm converged.	0,14	2,43	0,4652	0,4205	1,69	Algorithm converged.	0,41	7,02
Injury, poisoning and procedural complications	Limb injury	Yosemite	313	49,5	3	1,0	311	49,8	2	0,6	1,50		Convergence criterion (GCONV=1E-8) satisfied.	0,23	8,01	0,003		Algorithm converged.	-0,011	0,017	1,49	Algorithm converged.	0,25	8,86	0,6589		0,87	Algorithm converged.	0,11	3,99
Injury, poisoning and procedural complications	Lip injury	Rhine	328	50,5	0	0,0	314	50,2	0	0,0	NE			NE	NE	NE		NE	NE	NE	NE	NE	NE	NE	NE	NE	NE	NE	NE	NE	NE	NE	NE	NE	NE

Injury, poisoning and procedural complications	Lip injury	Yosemite	313	49,5	1	0,3	311	49,8	0	0,0		*	Quasi-complete separation of data points detected.				*	WARNING: Negative of Hessian not positive definite.			NE		Algorithm converged.	NE	NE	0,3189		NE		Algorithm converged.	NE	NE
Injury, poisoning and procedural complications	Medication error	Rhine	319	50,5	10	3,1	314	50,2	4	1,3	2,51		Convergence criterion (GCONV=1E-8) satisfied.	0,78	8,08	0,019		Algorithm converged.	-0,004	0,041	2,46		Algorithm converged.	0,78	7,76	0,1117	0,5567	0,41		Algorithm converged.	0,13	1,28
Injury, poisoning and procedural complications	Medication error	Yosemite	313	49,5	1	0,3	311	49,8	1	0,3	0,99		Convergence criterion (GCONV=1E-8) satisfied.	0,06	15,96	0,000		Algorithm converged.	-0,009	0,009	0,99		Algorithm converged.	0,06	15,81	0,9964		1,01		Algorithm converged.	0,06	16,02
Injury, poisoning and procedural complications	Meniscus injury	Rhine	319	50,5	0	0,0	314	50,2	0	0,0	NE			NE	NE	NE		NE	NE	NE	NE		NE	NE	NE	NE	1,0000	NE		NE	NE	NE
Injury, poisoning and procedural complications	Meniscus injury	Yosemite	313	49,5	1	0,3	311	49,8	1	0,3	0,99		Convergence criterion (GCONV=1E-8) satisfied.	0,06	15,96	0,000		Algorithm converged.	-0,009	0,009	0,99		Algorithm converged.	0,06	15,81	0,9964		1,01		Algorithm converged.	0,06	16,02
Injury, poisoning and procedural complications	Muscle strain	Rhine	319	50,5	2	0,6	314	50,2	1	0,3	1,97		Convergence criterion (GCONV=1E-8) satisfied.	0,18	21,89	0,003		Algorithm converged.	-0,008	0,014	1,97		Algorithm converged.	0,18	21,60	0,5724	0,4078	0,51		Algorithm converged.	0,05	5,57
Injury, poisoning and procedural complications	Muscle strain	Yosemite	313	49,5	1	0,3	311	49,8	0	0,0		*	Quasi-complete separation of data points detected.				*	WARNING: The relative Hessian convergence criterion of 46.110935207 is greater than the limit of 0.0001. The convergence is questionable.			NE		Algorithm converged.	NE	NE	0,3189		NE		Algorithm converged.	NE	NE
Injury, poisoning and procedural complications	Nail avulsion	Rhine	319	50,5	0	0,0	314	50,2	1	0,3		*	Quasi-complete separation of data points detected.				*	ERROR: The mean parameter is either invalid or at a limit of its range for some observations.			0,00		Algorithm converged.	0,00	NE	0,3135	NE	>999.99		Algorithm converged.	0,00	NE
Injury, poisoning and procedural complications	Nail avulsion	Yosemite	313	49,5	0	0,0	311	49,8	0	0,0	NE			NE	NE	NE		NE	NE	NE	NE		NE	NE	NE	NE		NE		NE	NE	NE
Injury, poisoning and procedural complications	Overdose	Rhine	319	50,5	0	0,0	314	50,2	2	0,6		*	Quasi-complete separation of data points detected.				*	ERROR: The mean parameter is either invalid or at a limit of its range for some observations.			0,00		Algorithm converged.	0,00	NE	0,1537	NE	>999.99		Algorithm converged.	0,00	NE
Injury, poisoning and procedural complications	Overdose	Yosemite	313	49,5	0	0,0	311	49,8	0	0,0	NE			NE	NE	NE		NE	NE	NE	NE		NE	NE	NE	NE		NE		NE	NE	NE
Injury, poisoning and procedural complications	Paravenous drug administration	Rhine	319	50,5	0	0,0	314	50,2	0	0,0	NE			NE	NE	NE		NE	NE	NE	NE		NE	NE	NE	NE	NE	NE		NE	NE	NE
Injury, poisoning and procedural complications	Paravenous drug administration	Yosemite	313	49,5	1	0,3	311	49,8	0	0,0		*	Quasi-complete separation of data points detected.				*	WARNING: Negative of Hessian not positive definite.			NE		Algorithm converged.	NE	NE	0,3189		NE		Algorithm converged.	NE	NE
Injury, poisoning and procedural complications	Patella fracture	Rhine	319	50,5	0	0,0	314	50,2	0	0,0	NE			NE	NE	NE		NE	NE	NE	NE		NE	NE	NE	NE	NE	NE		NE	NE	NE
Injury, poisoning and procedural complications	Patella fracture	Yosemite	313	49,5	1	0,3	311	49,8	0	0,0		*	Quasi-complete separation of data points detected.				*	WARNING: The relative Hessian convergence criterion of 46.110935207 is greater than the limit of 0.0001. The convergence is questionable.			NE		Algorithm converged.	NE	NE	0,3189		NE		Algorithm converged.	NE	NE
Injury, poisoning and procedural complications	Pelvic fracture	Rhine	319	50,5	1	0,3	314	50,2	0	0,0		*	Quasi-complete separation of data points detected.				*	WARNING: The relative Hessian convergence criterion of 46.424829332 is greater than the limit of 0.0001. The convergence is questionable.			NE		Algorithm converged.	NE	NE	0,3211	NE	NE		Algorithm converged.	NE	NE
Injury, poisoning and procedural complications	Pelvic fracture	Yosemite	313	49,5	0	0,0	311	49,8	0	0,0	NE			NE	NE	NE		NE	NE	NE	NE		NE	NE	NE	NE		NE		NE	NE	NE
Injury, poisoning and procedural complications	Post procedural inflammation	Rhine	319	50,5	1	0,3	314	50,2	0	0,0		*	Quasi-complete separation of data points detected.				*	WARNING: Negative of Hessian not positive definite.			NE		Algorithm converged.	NE	NE	0,3211	0,1897	NE		Algorithm converged.	NE	NE
Injury, poisoning and procedural complications	Post procedural inflammation	Yosemite	313	49,5	1	0,3	311	49,8	2	0,6	0,50		Convergence criterion (GCONV=1E-8) satisfied.	0,04	5,49	-0,003		Algorithm converged.	-0,014	0,008	0,50		Algorithm converged.	0,05	5,45	0,5593		2,01		Algorithm converged.	0,18	22,08
Injury, poisoning and procedural complications	Posterior capsule rupture	Rhine	319	50,5	0	0,0	314	50,2	0	0,0	NE			NE	NE	NE		NE	NE	NE	NE		NE	NE	NE	NE	NE	NE		NE	NE	NE
Injury, poisoning and procedural complications	Posterior capsule rupture	Yosemite	313	49,5	1	0,3	311	49,8	0	0,0		*	Quasi-complete separation of data points detected.				*	WARNING: Negative of Hessian not positive definite.			NE		Algorithm converged.	NE	NE	0,3189		NE		Algorithm converged.	NE	NE
Injury, poisoning and procedural complications	Procedural nausea	Rhine	319	50,5	1	0,3	314	50,2	0	0,0		*	Quasi-complete separation of data points detected.				*	WARNING: The relative Hessian convergence criterion of 46.424829332 is greater than the limit of 0.0001. The convergence is questionable.			NE		Algorithm converged.	NE	NE	0,3211	NE	NE		Algorithm converged.	NE	NE
Injury, poisoning and procedural complications	Procedural nausea	Yosemite	313	49,5	0	0,0	311	49,8	0	0,0	NE			NE	NE	NE		NE	NE	NE	NE		NE	NE	NE	NE		NE		NE	NE	NE
Injury, poisoning and procedural complications	Procedural pain	Rhine	319	50,5	2	0,6	314	50,2	2	0,6	0,98		Convergence criterion (GCONV=1E-8) satisfied.	0,14	7,03	0,000		Algorithm converged.	-0,012	0,012	0,98		Algorithm converged.	0,14	6,94	0,9874	0,4735	1,02		Algorithm converged.	0,14	7,17
Injury, poisoning and procedural complications	Procedural pain	Yosemite	313	49,5	5	1,6	311	49,8	2	0,6	2,51		Convergence criterion (GCONV=1E-8) satisfied.	0,48	13,03	0,010		Algorithm converged.	-0,007	0,026	2,48		Algorithm converged.	0,49	12,71	0,2581		0,40		Algorithm converged.	0,08	2,06
Injury, poisoning and procedural complications	Radius fracture	Rhine	319	50,5	0	0,0	314	50,2	0	0,0	NE			NE	NE	NE		NE	NE	NE	NE		NE	NE	NE	NE	NE	NE		NE	NE	NE
Injury, poisoning and procedural complications	Radius fracture	Yosemite	313	49,5	0	0,0	311	49,8	1	0,3		*	Quasi-complete separation of data points detected.				*	ERROR: The mean parameter is either invalid or at a limit of its range for some observations.			0,00		Algorithm converged.	0,00	NE	0,3158		>999.99		Algorithm converged.	0,00	NE
Injury, poisoning and procedural complications	Rib fracture	Rhine	319	50,5	3	0,9	314	50,2	3	1,0	0,98		Convergence criterion (GCONV=1E-8) satisfied.	0,20	4,91	0,000		Algorithm converged.	-0,015	0,015	0,98		Algorithm converged.	0,20	4,84	0,9845	0,4248	1,02		Algorithm converged.	0,21	5,00
Injury, poisoning and procedural complications	Rib fracture	Yosemite	313	49,5	1	0,3	311	49,8	3	1,0	0,33		Convergence criterion (GCONV=1E-8) satisfied.	0,03	3,18	-0,006		Algorithm converged.	-0,019	0,006	0,33		Algorithm converged.	0,03	3,17	0,3130		3,02		Algorithm converged.	0,32	28,87
Injury, poisoning and procedural complications	Road traffic accident	Rhine	319	50,5	1	0,3	314	50,2	1	0,3	0,98		Convergence criterion (GCONV=1E-8) satisfied.	0,06	15,80	0,000		Algorithm converged.	-0,009	0,009	0,98		Algorithm converged.	0,06	15,67	0,9911	0,3074	1,02		Algorithm converged.	0,06	16,17
Injury, poisoning and procedural complications	Road traffic accident	Yosemite	313	49,5	0	0,0	311	49,8	1	0,3		*	Quasi-complete separation of data points detected.				*	ERROR: The mean parameter is either invalid or at a limit of its range for some observations.			0,00		Algorithm converged.	0,00	NE	0,3158		>999.99		Algorithm converged.	0,00	NE
Injury, poisoning and procedural complications	Scar	Rhine	319	50,5	0	0,0	314	50,2	0	0,0	NE			NE	NE	NE		NE	NE	NE	NE		NE	NE	NE	NE	NE	NE		NE	NE	NE
Injury, poisoning and procedural complications	Scar	Yosemite	313	49,5	1	0,3	311	49,8	0	0,0		*	Quasi-complete separation of data points detected.				*	WARNING: Negative of Hessian not positive definite.			NE		Algorithm converged.	NE	NE	0,3189		NE		Algorithm converged.	NE	NE
Injury, poisoning and procedural complications	Scratch	Rhine	319	50,5	0	0,0	314	50,2	1	0,3		*	Quasi-complete separation of data points detected.				*	ERROR: The mean parameter is either invalid or at a limit of its range for some observations.			0,00		Algorithm converged.	0,00	NE	0,3135	NE	>999.99		Algorithm converged.	0,00	NE
Injury, poisoning and procedural complications	Scratch	Yosemite	313	49,5	0	0,0	311	49,8	0	0,0	NE			NE	NE	NE		NE	NE	NE	NE		NE	NE	NE	NE		NE		NE	NE	NE
Injury, poisoning and procedural complications	Sedation complication	Rhine	319	50,5	0	0,0	314	50,2	0	0,0	NE			NE	NE	NE		NE	NE	NE	NE		NE	NE	NE	NE	NE	NE		NE	NE	NE
Injury, poisoning and procedural complications	Sedation complication	Yosemite	313	49,5	1	0,3	311	49,8	0	0,0		*	Quasi-complete separation of data points detected.				*	WARNING: The relative Hessian convergence criterion of 46.110935207 is greater than the limit of 0.0001. The convergence is questionable.			NE		Algorithm converged.	NE	NE	0,3189		NE		Algorithm converged.	NE	NE
Injury, poisoning and procedural complications	Skin abrasion	Rhine	319	50,5	0	0,0	314	50,2	2	0,6		*	Quasi-complete separation of data points detected.				*	ERROR: The mean parameter is either invalid or at a limit of its range for some observations.			0,00		Algorithm converged.	0,00	NE	0,1537	0,0182	>999.99		Algorithm converged.	0,00	NE
Injury, poisoning and procedural complications	Skin abrasion	Yosemite	313	49,5	2	0,6	311	49,8	0	0,0		*	Quasi-complete separation of data points detected.				*	WARNING: Negative of Hessian not positive definite.			NE		Algorithm converged.	NE	NE	0,1583		NE		Algorithm converged.	NE	NE
Injury, poisoning and procedural complications	Skin injury	Rhine	319	50,5	0	0,0	314	50,2	0	0,0	NE			NE	NE	NE		NE	NE	NE	NE		NE	NE	NE	NE	NE	NE		NE	NE	NE
Injury, poisoning and procedural complications	Skin injury	Yosemite	313	49,5	1	0,3	311	49,8	0	0,0		*	Quasi-complete separation of data points detected.				*	WARNING: Negative of Hessian not positive definite.			NE		Algorithm converged.	NE	NE	0,3189		NE		Algorithm converged.	NE	NE
Injury, poisoning and procedural complications	Skin laceration	Rhine	319	50,5	3	0,9	314	50,2	2	0,6	1,48		Convergence criterion (GCONV=1E-8) satisfied.	0,25	8,92	0,003		Algorithm converged.	-0,011	0,017	1,48		Algorithm converged.	0,25	8,78	0,6665	0,3798	0,68		Algorithm converged.	0,11	4,03
Injury, poisoning and procedural complications	Skin laceration	Yosemite	313	49,5	5	1,6	311	49,8	1	0,3	5,03		Convergence criterion (GCONV=1E-8) satisfied.	0,58	43,32	0,013		Algorithm converged.	-0,002	0,028	4,97		Algorithm converged.	0,58	42,28	0,1027		0,20		Algorithm converged.	0,02	1,71
Injury, poisoning and procedural complications	Skull fractured base	Rhine	319	50,5	0	0,0	314	50,2	0	0,0	NE			NE	NE	NE		NE	NE	NE	NE		NE	NE	NE	NE	NE	NE		NE	NE	NE
Injury, poisoning and procedural complications	Skull fractured base	Yosemite	313	49,5	0	0,0	311	49,8	1	0,3		*	Quasi-complete separation of data points detected.				*	ERROR: The mean parameter is either invalid or at a limit of its range for some observations.			0,00		Algorithm converged.	0,00	NE	0,3158		>999.99		Algorithm converged.	0,00	NE
Injury, poisoning and procedural complications	Spinal compression fracture	Rhine	319	50,5	0	0,0	314	50,2	1	0,3		*	Quasi-complete separation of data points detected.				*	ERROR: The mean parameter is either invalid or at a limit of its range for some observations.			0,00		Algorithm converged.	0,00	NE	0,3135	0,0951	>999.99		Algorithm converged.	0,00	NE
Injury, poisoning and procedural complications	Spinal compression fracture	Yosemite	313	49,5	1	0,3	311	49,8	0	0,0		*	Quasi-complete separation of data points detected.				*	WARNING: Negative of Hessian not positive definite.			NE		Algorithm converged.	NE	NE	0,3189		NE		Algorithm converged.	NE	NE
Injury, poisoning and procedural complications	Stab wound	Rhine	319	50,5	0	0,0	314	50,2	0	0,0	NE			NE	NE	NE		NE	NE	NE	NE		NE	NE	NE	NE	NE	NE		NE	NE	NE
Injury, poisoning and procedural complications	Stab wound	Yosemite	313	49,5	0	0,0	311	49,8	1	0,3		*	Quasi-complete separation of data points detected.				*	ERROR: The mean parameter is either invalid or at a limit of its range for some observations.			0,00		Algorithm converged.	0,00	NE	0,3158		>999.99		Algorithm converged.	0,00	NE
Injury, poisoning and procedural complications	Tendon rupture	Rhine	319	50,5	0	0,0	314	50,2	0	0,0	NE			NE	NE	NE		NE	NE	NE	NE		NE	NE	NE	NE	NE	NE		NE	NE	NE
Injury, poisoning and procedural complications	Tendon rupture	Yosemite	313	49,5	1	0,3	311	49,8	0	0,0		*	Quasi-complete separation of data points detected.				*	WARNING: The relative Hessian convergence criterion of 46.110935207 is greater than the limit of 0.0001. The convergence is questionable.			NE		Algorithm converged.	NE	NE	0,3189		NE		Algorithm converged.	NE	NE
Injury, poisoning and procedural complications	Thermal burn	Rhine	319	50,5	0	0,0	314	50,2	0	0,0	NE			NE	NE	NE		NE	NE	NE	NE		NE	NE	NE	NE	NE	NE		NE	NE	NE
Injury, poisoning and procedural complications	Thermal burn	Yosemite	313	49,5	3	1,0	311	49,8	0	0,0		*	Quasi-complete separation of data points detected.				*	WARNING: Negative of Hessian not positive definite.			NE		Algorithm converged.	NE	NE	0,0838		NE		Algorithm converged.	NE	NE
Injury, poisoning and procedural complications	Tibia fracture	Rhine	319	50,5	0	0,0	314	50,2	0	0,0	NE			NE	NE	NE		NE	NE	NE	NE		NE	NE	NE	NE	NE	NE		NE	NE	NE
Injury, poisoning and procedural complications	Tibia fracture	Yosemite	313	49,5	0	0,0	311	49,8	1	0,3		*	Quasi-complete separation of data points detected.				*	ERROR: The mean parameter is either invalid or at a limit of its range for some observations.			0,00		Algorithm converged.	0,00	NE	0,3158		>999.99		Algorithm converged.	0,00	NE
Injury, poisoning and procedural complications	Tooth fracture	Rhine	319	50,5	1	0,3	314	50,2	1	0,3	0,98		Convergence criterion (GCONV=1E-8) satisfied.	0,06	15,80	0,000		Algorithm converged.	-0,009	0,009	0,98		Algorithm converged.	0,06	15,67	0,9911	0,5474	1,02		Algorithm converged.	0,06	16,17
Injury, poisoning and procedural complications	Tooth fracture	Yosemite	313	49,5	1	0,3	311	49,8	3	1,0	0,33		Convergence criterion (GCONV=1E-8) satisfied.	0,03	3,18	-0,006		Algorithm converged.	-0,019	0,006	0,33		Algorithm converged.	0,03	3,17	0,3130		3,02		Algorithm converged.	0,32	28,87
Injury, poisoning and procedural complications	Tooth injury	Rhine	319	50,5	0	0,0	314	50,2	0	0,0	NE			NE	NE	NE		NE	NE	NE	NE		NE	NE	NE	NE	NE	NE		NE	NE	NE
Injury, poisoning and procedural complications	Tooth injury	Yosemite	313	49,5	1	0,3	311	49,8	0	0,0		*	Quasi-complete separation of data points detected.				*	WARNING: Negative of Hessian not positive definite.			NE		Algorithm converged.	NE	NE	0,3189		NE		Algorithm converged.	NE	NE
Injury, poisoning and procedural complications	Traumatic haemothorax	Rhine	319	50,5	0	0,0	314	50,2	0	0,0	NE			NE	NE	NE		NE	NE	NE	NE		NE	NE	NE	NE	NE	NE		NE	NE	NE
Injury, poisoning and procedural complications	Traumatic haemothorax	Yosemite	313	49,5	0	0,0	311	49,8	1	0,3		*	Quasi-complete separation of data points detected.				*	ERROR: The mean parameter is either invalid or at a limit of its range for some observations.			0,00		Algorithm converged.	0,00	NE	0,3158		>999.99		Algorithm converged.	0,00	NE
Injury, poisoning and procedural complications	Traumatic iritis	Rhine	319	50,5	0	0,0	314	50,2	0	0,0	NE			NE	NE	NE		NE	NE	NE	NE		NE	NE	NE	NE	NE	NE		NE	NE	NE
Injury, poisoning and procedural complications	Traumatic iritis	Yosemite	313	49,5	0	0,0	311	49,8	1	0,3		*	Quasi-complete separation of data points detected.				*	ERROR: The mean parameter is either invalid or at a limit of its range for some observations.			0,00		Algorithm converged.	0,00	NE	0,3158		>999.99		Algorithm converged.	0,00	NE
Injury, poisoning and procedural complications	Upper limb fracture	Rhine	319	50,5	2	0,6	314	50,2	2	0,6	0,98		Convergence criterion (GCONV=1E-8) satisfied.	0,14	7,03	0,000		Algorithm converged.	-0,012	0,012	0,98		Algorithm converged.	0,14	6,94	0,9874	0,6611	1,02		Algorithm converged.	0,14	7,17
Injury, poisoning and procedural complications	Upper limb fracture	Yosemite	313	49,5	1	0,3	311	49,8	2	0,6	0,50		Convergence criterion (GCONV=1E-8) satisfied.	0,04	5,49	-0,003		Algorithm converged.	-0,014	0,008	0,50		Algorithm converged.	0,05	5,45	0,5593		2,01		Algorithm converged.	0,18	22,08
Injury, poisoning and procedural complications	Wound	Rhine	319	50,5	0	0,0	314	50,2	1	0,3		*	Quasi-complete separation of data points detected.				*	ERROR: The mean parameter is either invalid or at a limit of its range for some observations.			0,00		Algorithm converged.	0,00	NE	0,3135	NE	>999.99		Algorithm converged.	0,00	NE
Injury, poisoning and procedural complications	Wound	Yosemite	313	49,5	0	0,0	311	49,8	0	0,0	NE			NE	NE	NE		NE	NE	NE	NE		NE	NE	NE	NE		NE		NE	NE	NE
Injury, poisoning and procedural complications	Wrist fracture	Rhine	319	50,5	2	0,6	314	50,2	2	0,6	0,98		Convergence criterion (GCONV=1E-8) satisfied.	0,14	7,03	0,000		Algorithm converged.	-0,012	0,012	0,98		Algorithm converged.	0,14	6,94	0,9874	0,1462	1,02		Algorithm converged.	0,14	7,17
Injury, poisoning and procedural complications	Wrist fracture	Yosemite	313	49,5	2	0,6	311	49,8	0	0,0		*	Quasi-complete separation of data points detected.				*	WARNING: Negative of Hessian not positive definite.			NE		Algorithm converged.	NE	NE	0,1583		NE		Algorithm converged.	NE	NE
Investigations		Rhine	319	50,5	33	10,3	314	50,2	45	14,3	0,69		Convergence criterion (GCONV=1E-8) satisfied.	0,43	1,11	-0,040		Algorithm converged.	-0,091	0,011	0,72		Algorithm converged.	0,47	1,10	0,1274	0,4557	1,39		Algorithm converged.	0,91	2,11
Investigations		Yosemite	313	49,5	39	12,5	311	49,8	43	13,8	0,89		Convergence criterion (GCONV=1E-8) satisfied.	0,56	1,41	-0,014		Algorithm converged.	-0,067	0,039	0,90		Algorithm converged.	0,60	1,35	0,6138		1,11		Algorithm converged.	0,74	1,66
Investigations	Ammonia increased	Rhine	319	50,5	0	0,0	314	50,2	0	0,0	NE			NE	NE	NE		NE	NE	NE	NE		NE	NE	NE	NE	NE	NE		NE	NE	NE
Investigations	Ammonia increased	Yosemite	313	49,5	0	0,0	311	49,8	1	0,3		*	Quasi-complete separation of data points detected.				*	ERROR: The mean parameter is either invalid or at a limit of its range for some observations.			0,00		Algorithm converged.	0,00	NE	0,3158		>999.99		Algorithm converged.	0,00	NE
Investigations	Amylase increased	Rhine	319	50,5	0	0,0	314	50,2	0	0,0	NE			NE	NE	NE		NE	NE	NE	NE		NE	NE	NE	NE	NE	NE		NE	NE	NE
Investigations	Amylase increased	Yosemite	313	49,5	1	0,3	311	49,8	0	0,0		*	Quasi-complete separation of data points detected.				*	WARNING: Negative of Hessian not positive definite.			NE		Algorithm converged.	NE	NE	0,3189		NE		Algorithm converged.	NE	NE
Investigations	Aspartate aminotransferase increased	Rhine	319	50,5	0	0,0	314	50,2	0	0,0	NE			NE	NE	NE		NE	NE	NE	NE		NE	NE	NE	NE	NE	NE		NE	NE	NE
Investigations	Aspartate aminotransferase increased	Yosemite	313	49,5	1	0,3	311	49,8	0	0,0		*	Quasi-complete separation of data points detected.				*	WARNING: Negative of Hessian not positive definite.			NE		Algorithm converged.	NE	NE	0,3189		NE		Algorithm converged.	NE	NE
Investigations	Biopsy bladder	Rhine	319	50,5	0	0,0	314	50,2	1	0,3		*	Quasi-complete separation of data points detected.				*	ERROR: The mean parameter is either invalid or at a limit of its range for some observations.			0,00		Algorithm converged.	0,00	NE	0,3135	NE	>999.99		Algorithm converged.	0,00	NE
Investigations	Biopsy bladder	Yosemite	313	49,5	0	0,0	311	49,8	0	0,0	NE			NE	NE	NE		NE	NE	NE	NE		NE	NE	NE	NE		NE		NE	NE	NE
Investigations	Blood bicarbonate decreased	Rhine	319	50,5	0	0,0	314	50,2	0	0,0	NE			NE	NE	NE		NE	NE	NE	NE		NE	NE	NE	NE	NE	NE		NE	NE	NE
Investigations	Blood bicarbonate decreased	Yosemite	313	49,5	0	0,0	311	49,8	1	0,3		*	Quasi-complete separation of data points detected.				*	ERROR: The mean parameter is either invalid or at a limit of its range for some observations.			0,00		Algorithm converged.	0,00	NE	0,3158		>999.99		Algorithm converged.	0,00	NE
Investigations	Blood calcium increased	Rhine	319	50,5	0	0,0	314	50,2	0	0,0	NE			NE	NE	NE		NE	NE	NE	NE		NE	NE	NE	NE	NE	NE		NE	NE	NE
Investigations	Blood calcium increased	Yosemite	313	49,5	1	0,3	311	49,8	0	0,0		*	Quasi-complete separation of data points detected.				*	WARNING: Negative of Hessian not positive definite.			NE		Algorithm converged.	NE	NE	0,3189		NE		Algorithm converged.	NE	NE
Investigations	Blood cholesterol increased	Rhine	319	50,5	0	0,0	314	50,2	1	0,3		*	Quasi-complete separation of data points detected.				*	ERROR: The mean parameter is either invalid or at a limit of its range for some observations.			0,00		Algorithm converged.	0,00	NE	0,3135	0,4753	>999.99		Algorithm converged.	0,00	NE
Investigations	Blood cholesterol increased	Yosemite	313	49,5	1	0,3	311	49,8	3	1,0	0,33		Convergence criterion (GCONV=1E-8) satisfied.	0,03	3,18	-0,006		Algorithm converged.	-0,019	0,006	0,33		Algorithm converged.	0,03	3,17	0,3130		3,02		Algorithm converged.	0,32	28,87
Investigations	Blood creatine increased	Rhine	319	50,5	0	0,0	314	50,2	0	0,0	NE			NE	NE	NE		NE	NE	NE	NE		NE	NE	NE	NE	NE	NE		NE	NE	NE
Investigations	Blood creatine increased	Yosemite	313	49,5	0	0,0	311	49,8	1	0,3		*	Quasi-complete separation of data points detected.				*	ERROR: The mean parameter is either invalid or at a limit of its range for some observations.			0,00		Algorithm converged.	0,00	NE	0,3158		>999.99		Algorithm converged.	0,00	NE
Investigations	Blood creatinine abnormal	Rhine	319	50,5	0	0,0	314	50,2	1	0,3		*	Quasi-complete separation of data points detected.				*	ERROR: The mean parameter is either invalid or at a limit of its range for some observations.			0,00		Algorithm converged.	0,00	NE	0,3135	NE	>999.99		Algorithm converged.	0,00	NE

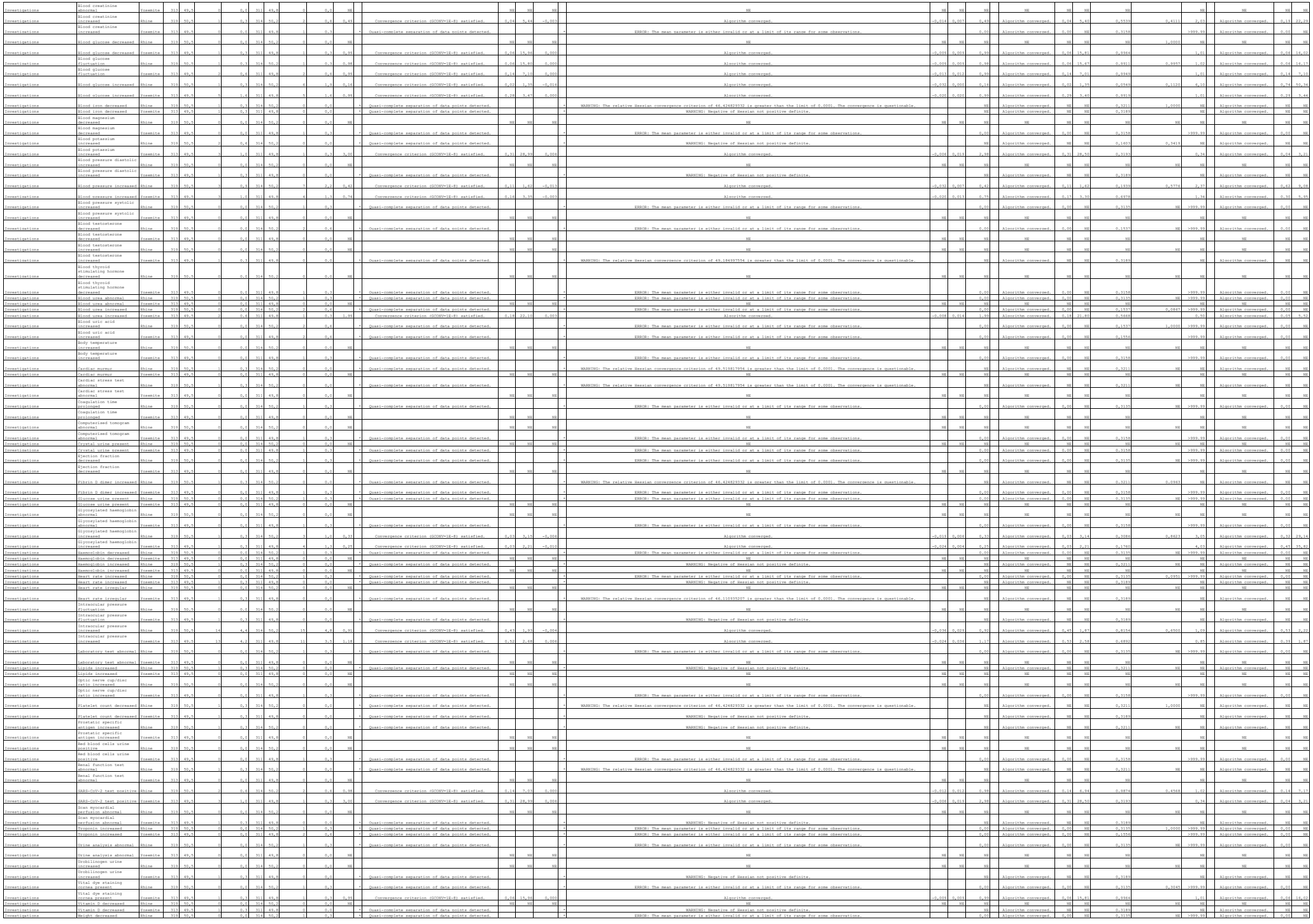

| | | |

| | | |

| | | |

Neoplasms benign, malignant and unspecified (incl cysts and polyps)	Basal cell carcinoma	Rhine	319	50,5	0	0,0	314	50,2	0	0,0	NE			NE	NE	NE		NE	NE	NE	NE		NE	NE	NE	NE	NE	NE		NE	NE	NE
Neoplasms benign, malignant and unspecified (incl cysts and polyps)	Basal cell carcinoma	Yosemite	313	49,5	3	1,0	311	49,8	0	0,0		*	Quasi-complete separation of data points detected.				*	WARNING: Negative of Hessian not positive definite.			NE		Algorithm converged.	NE	NE	0,0838		NE		Algorithm converged.	NE	NE
Neoplasms benign, malignant and unspecified (incl cysts and polyps)	Benign breast neoplasm	Rhine	319	50,5	0	0,0	314	50,2	1	0,3		*	Quasi-complete separation of data points detected.				*	ERROR: The mean parameter is either invalid or at a limit of its range for some observations.			0,00		Algorithm converged.	0,00	NE	0,3135	0,0951	>999.99		Algorithm converged.	0,00	NE
Neoplasms benign, malignant and unspecified (incl cysts and polyps)	Benign breast neoplasm	Yosemite	313	49,5	1	0,3	311	49,8	0	0,0		*	Quasi-complete separation of data points detected.				*	WARNING: The relative Hessian convergence criterion of 43.398527253 is greater than the limit of 0.0001. The convergence is questionable.			NE		Algorithm converged.	NE	NE	0,3189		NE		Algorithm converged.	NE	NE
Neoplasms benign, malignant and unspecified (incl cysts and polyps)	Benign neoplasm of adrenal gland	Rhine	319	50,5	1	0,3	314	50,2	0	0,0		*	Quasi-complete separation of data points detected.				*	WARNING: The relative Hessian convergence criterion of 49.519817954 is greater than the limit of 0.0001. The convergence is questionable.			NE		Algorithm converged.	NE	NE	0,3211	NE	NE		Algorithm converged.	NE	NE
Neoplasms benign, malignant and unspecified (incl cysts and polyps)	Benign neoplasm of adrenal gland	Yosemite	313	49,5	0	0,0	311	49,8	0	0,0	NE			NE	NE	NE		NE	NE	NE	NE		NE	NE	NE	NE		NE		NE	NE	NE
Neoplasms benign, malignant and unspecified (incl cysts and polyps)	Benign neoplasm of eyelid	Rhine	319	50,5	1	0,3	314	50,2	0	0,0		*	Quasi-complete separation of data points detected.				*	WARNING: The relative Hessian convergence criterion of 49.519817954 is greater than the limit of 0.0001. The convergence is questionable.			NE		Algorithm converged.	NE	NE	0,3211	NE	NE		Algorithm converged.	NE	NE
Neoplasms benign, malignant and unspecified (incl cysts and polyps)	Benign neoplasm of eyelid	Yosemite	313	49,5	0	0,0	311	49,8	0	0,0	NE			NE	NE	NE		NE	NE	NE	NE		NE	NE	NE	NE		NE		NE	NE	NE
Neoplasms benign, malignant and unspecified (incl cysts and polyps)	Benign neoplasm of thyroid gland	Rhine	319	50,5	0	0,0	314	50,2	1	0,3		*	Quasi-complete separation of data points detected.				*	ERROR: The mean parameter is either invalid or at a limit of its range for some observations.			0,00		Algorithm converged.	0,00	NE	0,3135	NE	>999.99		Algorithm converged.	0,00	NE
Neoplasms benign, malignant and unspecified (incl cysts and polyps)	Benign neoplasm of thyroid gland	Yosemite	313	49,5	0	0,0	311	49,8	0	0,0	NE			NE	NE	NE		NE	NE	NE	NE		NE	NE	NE	NE		NE		NE	NE	NE
Neoplasms benign, malignant and unspecified (incl cysts and polyps)	Bladder transitional cell carcinoma stage II	Rhine	319	50,5	0	0,0	314	50,2	1	0,3		*	Quasi-complete separation of data points detected.				*	ERROR: The mean parameter is either invalid or at a limit of its range for some observations.			0,00		Algorithm converged.	0,00	NE	0,3135	NE	>999.99		Algorithm converged.	0,00	NE
Neoplasms benign, malignant and unspecified (incl cysts and polyps)	Bladder transitional cell carcinoma stage II	Yosemite	313	49,5	0	0,0	311	49,8	0	0,0	NE			NE	NE	NE		NE	NE	NE	NE		NE	NE	NE	NE		NE		NE	NE	NE
Neoplasms benign, malignant and unspecified (incl cysts and polyps)	Breast cancer stage I	Rhine	319	50,5	1	0,3	314	50,2	0	0,0		*	Quasi-complete separation of data points detected.				*	WARNING: The relative Hessian convergence criterion of 46.424829332 is greater than the limit of 0.0001. The convergence is questionable.			NE		Algorithm converged.	NE	NE	0,3211	NE	NE		Algorithm converged.	NE	NE
Neoplasms benign, malignant and unspecified (incl cysts and polyps)	Breast cancer stage I	Yosemite	313	49,5	0	0,0	311	49,8	0	0,0	NE			NE	NE	NE		NE	NE	NE	NE		NE	NE	NE	NE		NE		NE	NE	NE
Neoplasms benign, malignant and unspecified (incl cysts and polyps)	Chronic lymphocytic leukaemia	Rhine	319	50,5	0	0,0	314	50,2	0	0,0	NE			NE	NE	NE		NE	NE	NE	NE		NE	NE	NE	NE	NE	NE		NE	NE	NE
Neoplasms benign, malignant and unspecified (incl cysts and polyps)	Chronic lymphocytic leukaemia	Yosemite	313	49,5	0	0,0	311	49,8	1	0,3		*	Quasi-complete separation of data points detected.				*	ERROR: The mean parameter is either invalid or at a limit of its range for some observations.			0,00		Algorithm converged.	0,00	NE	0,3158		>999.99		Algorithm converged.	0,00	NE
Neoplasms benign, malignant and unspecified (incl cysts and polyps)	Colon cancer	Rhine	319	50,5	1	0,3	314	50,2	0	0,0		*	Quasi-complete separation of data points detected.				*	WARNING: The relative Hessian convergence criterion of 46.424829332 is greater than the limit of 0.0001. The convergence is questionable.			NE		Algorithm converged.	NE	NE	0,3211	NE	NE		Algorithm converged.	NE	NE
Neoplasms benign, malignant and unspecified (incl cysts and polyps)	Colon cancer	Yosemite	313	49,5	0	0,0	311	49,8	0	0,0	NE			NE	NE	NE		NE	NE	NE	NE		NE	NE	NE	NE		NE		NE	NE	NE
Neoplasms benign, malignant and unspecified (incl cysts and polyps)	Endometrial cancer stage I	Rhine	319	50,5	1	0,3	314	50,2	0	0,0		*	Quasi-complete separation of data points detected.				*	WARNING: The relative Hessian convergence criterion of 49.519817954 is greater than the limit of 0.0001. The convergence is questionable.			NE		Algorithm converged.	NE	NE	0,3211	NE	NE		Algorithm converged.	NE	NE
Neoplasms benign, malignant and unspecified (incl cysts and polyps)	Endometrial cancer stage I	Yosemite	313	49,5	0	0,0	311	49,8	0	0,0	NE			NE	NE	NE		NE	NE	NE	NE		NE	NE	NE	NE		NE		NE	NE	NE
Neoplasms benign, malignant and unspecified (incl cysts and polyps)	Eye naevus	Rhine	319	50,5	0	0,0	314	50,2	1	0,3		*	Quasi-complete separation of data points detected.				*	ERROR: The mean parameter is either invalid or at a limit of its range for some observations.			0,00		Algorithm converged.	0,00	NE	0,3135	NE	>999.99		Algorithm converged.	0,00	NE
Neoplasms benign, malignant and unspecified (incl cysts and polyps)	Eye naevus	Yosemite	313	49,5	0	0,0	311	49,8	0	0,0	NE			NE	NE	NE		NE	NE	NE	NE		NE	NE	NE	NE		NE		NE	NE	NE
Neoplasms benign, malignant and unspecified (incl cysts and polyps)	Follicular lymphoma	Rhine	319	50,5	0	0,0	314	50,2	0	0,0	NE			NE	NE	NE		NE	NE	NE	NE		NE	NE	NE	NE	NE	NE		NE	NE	NE
Neoplasms benign, malignant and unspecified (incl cysts and polyps)	Follicular lymphoma	Yosemite	313	49,5	1	0,3	311	49,8	0	0,0		*	Quasi-complete separation of data points detected.				*	WARNING: Negative of Hessian not positive definite.			NE		Algorithm converged.	NE	NE	0,3189		NE		Algorithm converged.	NE	NE
Neoplasms benign, malignant and unspecified (incl cysts and polyps)	Haemangioma of bone	Rhine	319	50,5	0	0,0	314	50,2	0	0,0	NE			NE	NE	NE		NE	NE	NE	NE		NE	NE	NE	NE	NE	NE		NE	NE	NE
Neoplasms benign, malignant and unspecified (incl cysts and polyps)	Haemangioma of bone	Yosemite	313	49,5	0	0,0	311	49,8	1	0,3		*	Quasi-complete separation of data points detected.				*	ERROR: The mean parameter is either invalid or at a limit of its range for some observations.			0,00		Algorithm converged.	0,00	NE	0,3158		>999.99		Algorithm converged.	0,00	NE
Neoplasms benign, malignant and unspecified (incl cysts and polyps)	Hairy cell leukaemia	Rhine	319	50,5	1	0,3	314	50,2	0	0,0		*	Quasi-complete separation of data points detected.				*	WARNING: The relative Hessian convergence criterion of 46.424829332 is greater than the limit of 0.0001. The convergence is questionable.			NE		Algorithm converged.	NE	NE	0,3211	NE	NE		Algorithm converged.	NE	NE
Neoplasms benign, malignant and unspecified (incl cysts and polyps)	Hairy cell leukaemia	Yosemite	313	49,5	0	0,0	311	49,8	0	0,0	NE			NE	NE	NE		NE	NE	NE	NE		NE	NE	NE	NE		NE		NE	NE	NE
Neoplasms benign, malignant and unspecified (incl cysts and polyps)	Hepatocellular carcinoma	Rhine	319	50,5	0	0,0	314	50,2	0	0,0	NE			NE	NE	NE		NE	NE	NE	NE		NE	NE	NE	NE	NE	NE		NE	NE	NE
Neoplasms benign, malignant and unspecified (incl cysts and polyps)	Hepatocellular carcinoma	Yosemite	313	49,5	1	0,3	311	49,8	0	0,0		*	Quasi-complete separation of data points detected.				*	WARNING: Negative of Hessian not positive definite.			NE		Algorithm converged.	NE	NE	0,3189		NE		Algorithm converged.	NE	NE
Neoplasms benign, malignant and unspecified (incl cysts and polyps)	Intraductal papillary-mucinous carcinoma of pancreas	Rhine	319	50,5	1	0,3	314	50,2	0	0,0		*	Quasi-complete separation of data points detected.				*	WARNING: The relative Hessian convergence criterion of 49.519817954 is greater than the limit of 0.0001. The convergence is questionable.			NE		Algorithm converged.	NE	NE	0,3211	NE	NE		Algorithm converged.	NE	NE
Neoplasms benign, malignant and unspecified (incl cysts and polyps)	Intraductal papillary-mucinous carcinoma of pancreas	Yosemite	313	49,5	0	0,0	311	49,8	0	0,0	NE			NE	NE	NE		NE	NE	NE	NE		NE	NE	NE	NE		NE		NE	NE	NE
Neoplasms benign, malignant and unspecified (incl cysts and polyps)	Leiomyoma	Rhine	319	50,5	0	0,0	314	50,2	0	0,0	NE			NE	NE	NE		NE	NE	NE	NE		NE	NE	NE	NE	NE	NE		NE	NE	NE
Neoplasms benign, malignant and unspecified (incl cysts and polyps)	Leiomyoma	Yosemite	313	49,5	1	0,3	311	49,8	0	0,0		*	Quasi-complete separation of data points detected.				*	WARNING: Negative of Hessian not positive definite.			NE		Algorithm converged.	NE	NE	0,3189		NE		Algorithm converged.	NE	NE
Neoplasms benign, malignant and unspecified (incl cysts and polyps)	Leukaemia	Rhine	319	50,5	0	0,0	314	50,2	0	0,0	NE			NE	NE	NE		NE	NE	NE	NE		NE	NE	NE	NE	NE	NE		NE	NE	NE
Neoplasms benign, malignant and unspecified (incl cysts and polyps)	Leukaemia	Yosemite	313	49,5	1	0,3	311	49,8	0	0,0		*	Quasi-complete separation of data points detected.				*	WARNING: The relative Hessian convergence criterion of 46.110935207 is greater than the limit of 0.0001. The convergence is questionable.			NE		Algorithm converged.	NE	NE	0,3189		NE		Algorithm converged.	NE	NE
Neoplasms benign, malignant and unspecified (incl cysts and polyps)	Lipoma	Rhine	319	50,5	1	0,3	314	50,2	0	0,0		*	Quasi-complete separation of data points detected.				*	WARNING: Negative of Hessian not positive definite.			NE		Algorithm converged.	NE	NE	0,3211	NE	NE		Algorithm converged.	NE	NE
Neoplasms benign, malignant and unspecified (incl cysts and polyps)	Lipoma	Yosemite	313	49,5	0	0,0	311	49,8	0	0,0	NE			NE	NE	NE		NE	NE	NE	NE		NE	NE	NE	NE		NE		NE	NE	NE
Neoplasms benign, malignant and unspecified (incl cysts and polyps)	Meningioma	Rhine	319	50,5	0	0,0	314	50,2	0	0,0	NE			NE	NE	NE		NE	NE	NE	NE		NE	NE	NE	NE	NE	NE		NE	NE	NE
Neoplasms benign, malignant and unspecified (incl cysts and polyps)	Meningioma	Yosemite	313	49,5	1	0,3	311	49,8	0	0,0		*	Quasi-complete separation of data points detected.				*	WARNING: Negative of Hessian not positive definite.			NE		Algorithm converged.	NE	NE	0,3189		NE		Algorithm converged.	NE	NE
Neoplasms benign, malignant and unspecified (incl cysts and polyps)	Metastases to bone	Rhine	319	50,5	0	0,0	314	50,2	0	0,0	NE			NE	NE	NE		NE	NE	NE	NE		NE	NE	NE	NE	NE	NE		NE	NE	NE
Neoplasms benign, malignant and unspecified (incl cysts and polyps)	Metastases to bone	Yosemite	313	49,5	1	0,3	311	49,8	0	0,0		*	Quasi-complete separation of data points detected.				*	WARNING: Negative of Hessian not positive definite.			NE		Algorithm converged.	NE	NE	0,3189		NE		Algorithm converged.	NE	NE
Neoplasms benign, malignant and unspecified (incl cysts and polyps)	Neoplasm	Rhine	319	50,5	0	0,0	314	50,2	1	0,3		*	Quasi-complete separation of data points detected.				*	ERROR: The mean parameter is either invalid or at a limit of its range for some observations.			0,00		Algorithm converged.	0,00	NE	0,3135	0,0951	>999.99		Algorithm converged.	0,00	NE
Neoplasms benign, malignant and unspecified (incl cysts and polyps)	Neoplasm	Yosemite	313	49,5	1	0,3	311	49,8	0	0,0		*	Quasi-complete separation of data points detected.				*	WARNING: Negative of Hessian not positive definite.			NE		Algorithm converged.	NE	NE	0,3189		NE		Algorithm converged.	NE	NE
Neoplasms benign, malignant and unspecified (incl cysts and polyps)	Neoplasm skin	Rhine	319	50,5	0	0,0	314	50,2	1	0,3		*	Quasi-complete separation of data points detected.				*	ERROR: The mean parameter is either invalid or at a limit of its range for some observations.			0,00		Algorithm converged.	0,00	NE	0,3135	NE	>999.99		Algorithm converged.	0,00	NE
Neoplasms benign, malignant and unspecified (incl cysts and polyps)	Neoplasm skin	Yosemite	313	49,5	0	0,0	311	49,8	0	0,0	NE			NE	NE	NE		NE	NE	NE	NE		NE	NE	NE	NE		NE		NE	NE	NE
Neoplasms benign, malignant and unspecified (incl cysts and polyps)	Non-Hodgkin's lymphoma	Rhine	319	50,5	1	0,3	314	50,2	0	0,0		*	Quasi-complete separation of data points detected.				*	WARNING: The relative Hessian convergence criterion of 46.424829332 is greater than the limit of 0.0001. The convergence is questionable.			NE		Algorithm converged.	NE	NE	0,3211	NE	NE		Algorithm converged.	NE	NE
Neoplasms benign, malignant and unspecified (incl cysts and polyps)	Non-Hodgkin's lymphoma	Yosemite	313	49,5	0	0,0	311	49,8	0	0,0	NE			NE	NE	NE		NE	NE	NE	NE		NE	NE	NE	NE		NE		NE	NE	NE
Neoplasms benign, malignant and unspecified (incl cysts and polyps)	Pancreatic carcinoma	Rhine	319	50,5	1	0,3	314	50,2	1	0,3	0,98		Convergence criterion (GCONV=1E-8) satisfied.	0,06	15,80	0,000		Algorithm converged.	-0,009	0,009	0,98		Algorithm converged.	0,06	15,67	0,9911	1,0000	1,02		Algorithm converged.	0,06	16,17
Neoplasms benign, malignant and unspecified (incl cysts and polyps)	Pancreatic carcinoma	Yosemite	313	49,5	0	0,0	311	49,8	0	0,0	NE			NE	NE	NE		NE	NE	NE	NE		NE	NE	NE	NE		NE		NE	NE	NE
Neoplasms benign, malignant and unspecified (incl cysts and polyps)	Pancreatic carcinoma metastatic	Rhine	319	50,5	0	0,0	314	50,2	1	0,3		*	Quasi-complete separation of data points detected.				*	ERROR: The mean parameter is either invalid or at a limit of its range for some observations.			0,00		Algorithm converged.	0,00	NE	0,3135	0,0951	>999.99		Algorithm converged.	0,00	NE
Neoplasms benign, malignant and unspecified (incl cysts and polyps)	Pancreatic carcinoma metastatic	Yosemite	313	49,5	1	0,3	311	49,8	0	0,0		*	Quasi-complete separation of data points detected.				*	WARNING: The relative Hessian convergence criterion of 49.184997554 is greater than the limit of 0.0001. The convergence is questionable.			NE		Algorithm converged.	NE	NE	0,3189		NE		Algorithm converged.	NE	NE
Neoplasms benign, malignant and unspecified (incl cysts and polyps)	Pancreatic neoplasm	Rhine	319	50,5	0	0,0	314	50,2	1	0,3		*	Quasi-complete separation of data points detected.				*	ERROR: The mean parameter is either invalid or at a limit of its range for some observations.			0,00		Algorithm converged.	0,00	NE	0,3135	NE	>999.99		Algorithm converged.	0,00	NE
Neoplasms benign, malignant and unspecified (incl cysts and polyps)	Pancreatic neoplasm	Yosemite	313	49,5	0	0,0	311	49,8	0	0,0	NE			NE	NE	NE		NE	NE	NE	NE		NE	NE	NE	NE		NE		NE	NE	NE
Neoplasms benign, malignant and unspecified (incl cysts and polyps)	Papilloma	Rhine	319	50,5	0	0,0	314	50,2	1	0,3		*	Quasi-complete separation of data points detected.				*	ERROR: The mean parameter is either invalid or at a limit of its range for some observations.			0,00		Algorithm converged.	0,00	NE	0,3135	1,0000	>999.99		Algorithm converged.	0,00	NE
Neoplasms benign, malignant and unspecified (incl cysts and polyps)	Papilloma	Yosemite	313	49,5	0	0,0	311	49,8	1	0,3		*	Quasi-complete separation of data points detected.				*	ERROR: The mean parameter is either invalid or at a limit of its range for some observations.			0,00		Algorithm converged.	0,00	NE	0,3158		>999.99		Algorithm converged.	0,00	NE
Neoplasms benign, malignant and unspecified (incl cysts and polyps)	Plasma cell myeloma	Rhine	319	50,5	0	0,0	314	50,2	0	0,0	NE			NE	NE	NE		NE	NE	NE	NE		NE	NE	NE	NE	NE	NE		NE	NE	NE

| | | |

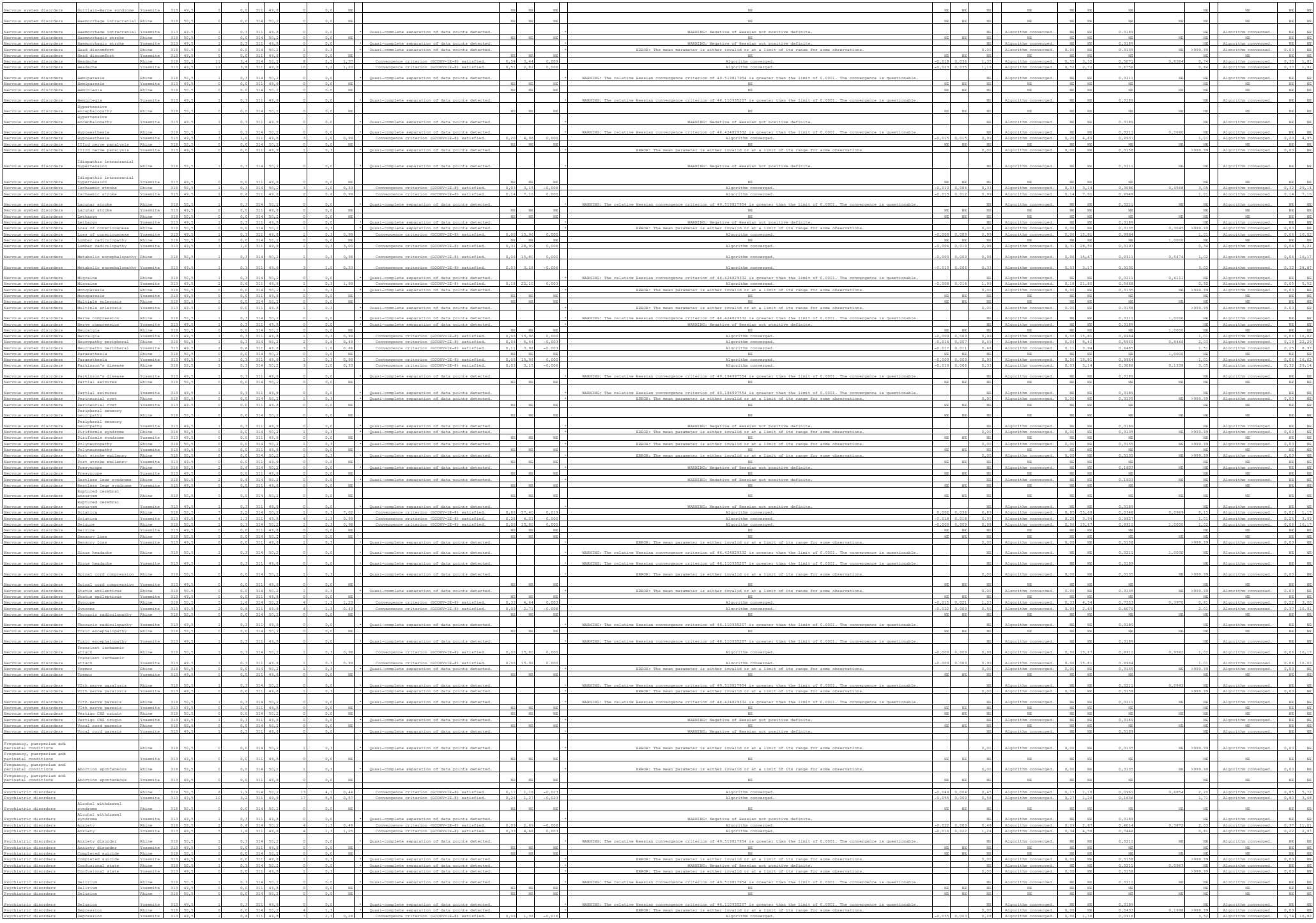

| | | |



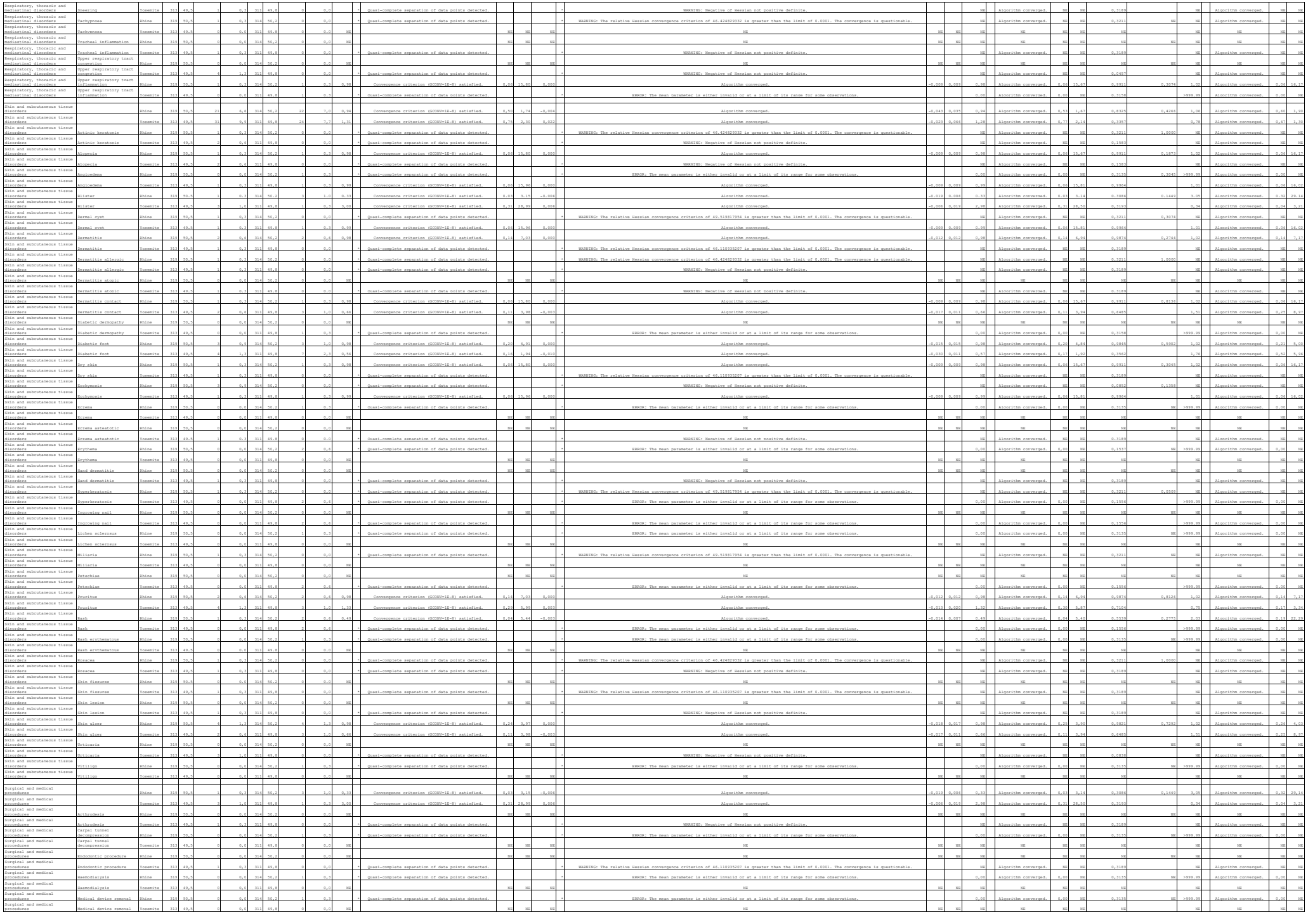

| | | |

POPULATION: Safety-Evaluable Population B vs. C
ENDPOINT: Any AEs throughout the Entire Study
MODEL: Unstratified analysis
STUDY: GB40349 & GB40398
Dichotomous Analysis by Subgroups (Safety)

Sex

			Paricimab (PTI) (N=632)				Aflibercept (N=625)				Paricimab (PTI) vs. Aflibercept												Aflibercept vs. Paricimab (PTI)			
			Patients		Patients with Event		Patients		Patients with Event		Odds Ratio				Absolute Risk Difference				Relative Risk				Relative Risk			
MedDRA System Organ Class	MedDRA Preferred Term	Level	n	%	n	%	n	%	n	%	Odds Ratio	Convergence Reason	95% Lower CL	95% Upper CL	Absolute Risk	Convergence Reason	95% Lower CL	95% Upper CL	Relative Risk	Convergence Reason	95% Lower CL	95% Upper CL	p-value (Cochran-Mantel-Haenszel)	Interaction Test p-value (likelihood ratio)	Relative Risk	Convergence Reason	95% Lower CL	95% Upper CL
** NOT CODED **		Male	398	62,7	4	0,6	363	58,1	0	0,0	NE	NE	NE	NE	NE	NE	NE	NE	NE	NE	NE	NE	NE	NE	NE	NE	NE	NE
** NOT CODED **		Female	236	37,3	0	0,0	262	41,9	1	0,4		Quasi-complete separation of data points detected.	NE	NE	NE	ERROR: Error in computing the link function, its derivatives, or the variance function.	NE	NE	0,00	Algorithm converged.	0,00	NE	0,3428		>999,99	Algorithm converged.	0,00	NE
** NOT CODED **	UNCODED	Male	398	62,7	4	0,6	363	58,1	0	0,0	NE	NE	NE	NE	NE	NE	NE	NE	NE	NE	NE	NE	NE	NE	NE	NE	NE	NE
** NOT CODED **	UNCODED	Female	236	37,3	0	0,0	262	41,9	1	0,4		Quasi-complete separation of data points detected.				ERROR: Error in computing the link function, its derivatives, or the variance function.			0,00	Algorithm converged.	0,00	NE	0,3428		>999,99	Algorithm converged.	0,00	NE
Blood and lymphatic system disorders		Male	398	62,7	19	3,0	363	58,1	19	3,0	0,71	Convergence criterion (GCONV=1E-8) satisfied.	0,36	1,42	-0,014	Algorithm converged.	-0,044	0,015	0,72	Algorithm converged.	0,37	1,40	0,3363	0,4613	1,38	Algorithm converged.	0,71	2,68
Blood and lymphatic system disorders		Female	236	37,3	16	6,8	262	41,9	20	7,6	0,88	Convergence criterion (GCONV=1E-8) satisfied.	0,44	1,74	-0,009	Algorithm converged.	-0,054	0,037	0,89	Algorithm converged.	0,47	1,67	0,7136		1,13	Algorithm converged.	0,40	2,12
Blood and lymphatic system disorders	Anaemia	Male	398	62,7	3	2,3	363	58,1	14	3,9	0,58	Convergence criterion (GCONV=1E-8) satisfied.	0,25	1,34	-0,016	Algorithm converged.	-0,040	0,009	0,59	Algorithm converged.	0,26	1,34	0,2038	0,2724	1,70	Algorithm converged.	0,74	3,87
Blood and lymphatic system disorders	Anaemia	Female	236	37,3	12	5,1	262	41,9	12	4,6	1,12	Convergence criterion (GCONV=1E-8) satisfied.	0,49	2,53	0,005	Algorithm converged.	-0,033	0,043	1,11	Algorithm converged.	0,51	2,42	0,7931		0,90	Algorithm converged.	0,41	1,97
Blood and lymphatic system disorders	Anaemia megaloblastic	Male	398	62,7	1	0,3	363	58,1	0	0,0		Quasi-complete separation of data points detected.				WARNING: The relative Hessian convergence criterion of 52.004609201 is greater than the limit of 0.0001. The convergence is questionable.			NE	Algorithm converged.	NE	NE	0,3384	NE	NE	Algorithm converged.	NE	NE
Blood and lymphatic system disorders	Anaemia megaloblastic	Female	236	37,3	1	0,4	262	41,9	0	0,0	NE		NE	NE	NE		NE	NE	NE	NE	NE	NE	NE	NE	NE		NE	NE
Blood and lymphatic system disorders	Anaemia of chronic disease	Male	398	62,7	0	0,0	363	58,1	0	0,0	NE		NE	NE	NE		NE	NE	NE	NE	NE	NE	NE	1,0000	NE		NE	NE
Blood and lymphatic system disorders	Anaemia of chronic disease	Female	236	37,3	1	0,4	262	41,9	1	0,4	1,11	Convergence criterion (GCONV=1E-8) satisfied.	0,07	17,86	0,000	Algorithm converged.	-0,011	0,012	1,11	Algorithm converged.	0,07	17,65	0,9410		0,90	Algorithm converged.	0,06	14,32
Blood and lymphatic system disorders	Iron deficiency anaemia	Male	398	62,7	1	0,3	363	58,1	1	0,3	0,92	Convergence criterion (GCONV=1E-8) satisfied.	0,06	14,71	0,000	Algorithm converged.	-0,006	0,007	0,92	Algorithm converged.	0,06	14,60	0,9503	0,6162	1,09	Algorithm converged.	0,07	17,38
Blood and lymphatic system disorders	Iron deficiency anaemia	Female	236	37,3	1	0,4	262	41,9	3	1,1	0,37	Convergence criterion (GCONV=1E-8) satisfied.	0,04	3,56	-0,007	Algorithm converged.	-0,023	0,008	0,37	Algorithm converged.	0,04	3,53	0,3684		2,70	Algorithm converged.	0,28	25,80
Blood and lymphatic system disorders	Leukocytosis	Male	398	62,7	1	0,3	363	58,1	2	0,6	0,46	Convergence criterion (GCONV=1E-8) satisfied.	0,04	5,04	-0,003	Algorithm converged.	-0,012	0,006	0,46	Algorithm converged.	0,04	5,03	0,5170	0,1649	2,18	Algorithm converged.	0,20	23,96
Blood and lymphatic system disorders	Leukocytosis	Female	236	37,3	1	0,4	262	41,9	0	0,0		Quasi-complete separation of data points detected.				WARNING: Negative of Hessian not positive definite.			NE	Algorithm converged.	NE	NE	0,2920		NE	Algorithm converged.	NE	NE
Blood and lymphatic system disorders	Lymphadenitis	Male	398	62,7	0	0,0	363	58,1	0	0,0	NE		NE	NE	NE		NE	NE	NE	NE	NE	NE	NE	NE	NE		NE	NE
Blood and lymphatic system disorders	Lymphadenitis	Female	236	37,3	1	0,4	262	41,9	1	0,4		Quasi-complete separation of data points detected.				ERROR: Error in computing the link function, its derivatives, or the variance function.			0,00	Algorithm converged.	0,00	NE	0,3428		>999,99	Algorithm converged.	0,00	NE
Blood and lymphatic system disorders	Lymphadenopathy	Male	398	62,7	0	0,0	363	58,1	0	0,0	NE		NE	NE	NE		NE	NE	NE	NE	NE	NE	NE	NE	NE		NE	NE
Blood and lymphatic system disorders	Lymphadenopathy	Female	236	37,3	1	0,4	262	41,9	0	0,0		Quasi-complete separation of data points detected.				WARNING: Negative of Hessian not positive definite.			NE	Algorithm converged.	NE	NE	0,2920		NE	Algorithm converged.	NE	NE
Blood and lymphatic system disorders	Lymphadenopathy mediastinal	Male	398	62,7	1	0,3	363	58,1	0	0,0		Quasi-complete separation of data points detected.				WARNING: The relative Hessian convergence criterion of 52.004609201 is greater than the limit of 0.0001. The convergence is questionable.			NE	Algorithm converged.	NE	NE	0,3384	NE	NE	Algorithm converged.	NE	NE
Blood and lymphatic system disorders	Lymphadenopathy mediastinal	Female	236	37,3	0	0,0	262	41,9	0	0,0	NE		NE	NE	NE		NE	NE	NE	NE	NE	NE	NE	NE	NE		NE	NE
Blood and lymphatic system disorders	Microcytic anaemia	Male	398	62,7	0	0,0	363	58,1	0	0,0	NE		NE	NE	NE		NE	NE	NE	NE	NE	NE	NE	1,0000	NE		NE	NE
Blood and lymphatic system disorders	Microcytic anaemia	Female	236	37,3	1	0,4	262	41,9	1	0,4	1,11	Convergence criterion (GCONV=1E-8) satisfied.	0,07	17,86	0,000	Algorithm converged.	-0,011	0,012	1,11	Algorithm converged.	0,07	17,65	0,9410		0,90	Algorithm converged.	0,06	14,32
Blood and lymphatic system disorders	Nephrogenic anaemia	Male	398	62,7	0	0,0	363	58,1	2	0,6		Quasi-complete separation of data points detected.				WARNING: Negative of Hessian not positive definite.			0,00	Algorithm converged.	0,00	NE	0,1394	1,0000	>999,99	Algorithm converged.	0,00	NE
Blood and lymphatic system disorders	Nephrogenic anaemia	Female	236	37,3	1	0,4	262	41,9	1	0,4		Quasi-complete separation of data points detected.				ERROR: Error in computing the link function, its derivatives, or the variance function.			0,00	Algorithm converged.	0,00	NE	0,3428		>999,99	Algorithm converged.	0,00	NE
Blood and lymphatic system disorders	Neutrophilia	Male	398	62,7	0	0,0	363	58,1	0	0,0	NE		NE	NE	NE		NE	NE	NE	NE	NE	NE	NE	NE	NE		NE	NE
Blood and lymphatic system disorders	Neutrophilia	Female	236	37,3	0	0,0	262	41,9	1	0,4		Quasi-complete separation of data points detected.				ERROR: Error in computing the link function, its derivatives, or the variance function.			0,00	Algorithm converged.	0,00	NE	0,3428		>999,99	Algorithm converged.	0,00	NE
Blood and lymphatic system disorders	Normochromic normocytic anaemia	Male	398	62,7	1	0,3	363	58,1	0	0,0		Quasi-complete separation of data points detected.				WARNING: The relative Hessian convergence criterion of 53.68217724 is greater than the limit of 0.0001. The convergence is questionable.			NE	Algorithm converged.	NE	NE	0,3384	NE	NE	Algorithm converged.	NE	NE
Blood and lymphatic system disorders	Normochromic normocytic anaemia	Female	236	37,3	0	0,0	262	41,9	0	0,0	NE		NE	NE	NE		NE	NE	NE	NE	NE	NE	NE	NE	NE		NE	NE
Blood and lymphatic system disorders	Thrombocytopenia	Male	398	62,7	1	0,3	363	58,1	1	0,3	0,92	Convergence criterion (GCONV=1E-8) satisfied.	0,06	14,71	0,000	Algorithm converged.	-0,006	0,007	0,92	Algorithm converged.	0,06	14,60	0,9503	1,0000	1,09	Algorithm converged.	0,07	17,38
Blood and lymphatic system disorders	Thrombocytopenia	Female	236	37,3	0	0,0	262	41,9	0	0,0	NE		NE	NE	NE		NE	NE	NE	NE	NE	NE	NE	NE	NE		NE	NE
Cardiac disorders		Male	398	62,7	43	10,8	363	58,1	35	9,6	1,14	Convergence criterion (GCONV=1E-8) satisfied.	0,71	1,83	0,012	Algorithm converged.	-0,031	0,055	1,13	Algorithm converged.	0,74	1,72	0,5816	0,8808	0,89	Algorithm converged.	0,58	1,36
Cardiac disorders		Female	236	37,3	26	11,0	262	41,9	29	11,1	1,08	Convergence criterion (GCONV=1E-8) satisfied.	0,62	1,88	0,008	Algorithm converged.	-0,049	0,064	1,07	Algorithm converged.	0,66	1,75	0,7808		0,93	Algorithm converged.	0,57	1,52
Cardiac disorders	Acute coronary syndrome	Male	398	62,7	0	0,0	363	58,1	0	0,0	NE		NE	NE	NE		NE	NE	NE	NE	NE	NE	NE	NE	NE		NE	NE
Cardiac disorders	Acute coronary syndrome	Female	236	37,3	1	0,4	262	41,9	0	0,0		Quasi-complete separation of data points detected.				WARNING: Negative of Hessian not positive definite.			NE	Algorithm converged.	NE	NE	0,2920		NE	Algorithm converged.	NE	NE
Cardiac disorders	Acute left ventricular failure	Male	398	62,7	1	0,3	363	58,1	1	0,3	0,92	Convergence criterion (GCONV=1E-8) satisfied.	0,06	14,71	0,000	Algorithm converged.	-0,006	0,007	0,92	Algorithm converged.	0,06	14,60	0,9503	0,3360	1,09	Algorithm converged.	0,07	17,38
Cardiac disorders	Acute left ventricular failure	Female	236	37,3	0	0,0	262	41,9	1	0,4		Quasi-complete separation of data points detected.				ERROR: Error in computing the link function, its derivatives, or the variance function.			0,00	Algorithm converged.	0,00	NE	0,3428		>999,99	Algorithm converged.	0,00	NE
Cardiac disorders	Acute myocardial infarction	Male	398	62,7	4	1,0	363	58,1	2	0,6	1,84	Convergence criterion (GCONV=1E-8) satisfied.	0,34	10,12	0,005	Algorithm converged.	-0,008	0,017	1,83	Algorithm converged.	0,34	9,95	0,4758	0,9383	0,55	Algorithm converged.	0,10	2,96
Cardiac disorders	Acute myocardial infarction	Female	236	37,3	1	0,4	262	41,9	5	1,9	0,22	Convergence criterion (GCONV=1E-8) satisfied.	0,03	1,89	-0,015	Algorithm converged.	-0,033	0,004	0,22	Algorithm converged.	0,03	1,86	0,1298		4,50	Algorithm converged.	0,53	38,27
Cardiac disorders	Angina pectoris	Male	398	62,7	4	1,0	363	58,1	3	0,8	1,22	Convergence criterion (GCONV=1E-8) satisfied.	0,27	5,51	0,002	Algorithm converged.	-0,012	0,035	1,23	Algorithm converged.	0,28	5,42	0,7916	0,9388	0,82	Algorithm converged.	0,18	3,67
Cardiac disorders	Angina pectoris	Female	236	37,3	3	1,3	262	41,9	2	0,8	1,11	Convergence criterion (GCONV=1E-8) satisfied.	0,14	7,93	0,001	Algorithm converged.	-0,015	0,017	1,11	Algorithm converged.	0,16	7,82	0,9143		0,90	Algorithm converged.	0,13	6,14
Cardiac disorders	Angina unstable	Male	398	62,7	1	0,3	363	58,1	0	0,0		Quasi-complete separation of data points detected.				WARNING: The relative Hessian convergence criterion of 50.428711952 is greater than the limit of 0.0001. The convergence is questionable.			NE	Algorithm converged.	NE	NE	0,3384	1,0000	NE	Algorithm converged.	NE	NE
Cardiac disorders	Angina unstable	Female	236	37,3	1	0,4	262	41,9	0	0,0		Quasi-complete separation of data points detected.				WARNING: Negative of Hessian not positive definite.			NE	Algorithm converged.	NE	NE	0,2920		NE	Algorithm converged.	NE	NE
Cardiac disorders	Aortic valve incompetence	Male	398	62,7	0	0,0	363	58,1	0	0,0	NE		NE	NE	NE		NE	NE	NE	NE	NE	NE	NE	NE	NE		NE	NE
Cardiac disorders	Aortic valve incompetence	Female	236	37,3	0	0,0	262	41,9	0	0,0	NE		NE	NE	NE		NE	NE	NE	NE	NE	NE	NE	NE	NE		NE	NE
Cardiac disorders	Aortic valve stenosis	Male	398	62,7	0	0,0	363	58,1	0	0,0	NE		NE	NE	NE		NE	NE	NE	NE	NE	NE	NE	NE	NE		NE	NE
Cardiac disorders	Aortic valve stenosis	Female	236	37,3	1	0,4	262	41,9	0	0,0		Quasi-complete separation of data points detected.				WARNING: Negative of Hessian not positive definite.			NE	Algorithm converged.	NE	NE	0,2920		NE	Algorithm converged.	NE	NE
Cardiac disorders	Arrhythmia	Male	398	62,7	1	0,3	363	58,1	0	0,0		Quasi-complete separation of data points detected.				WARNING: The relative Hessian convergence criterion of 50.428711952 is greater than the limit of 0.0001. The convergence is questionable.			NE	Algorithm converged.	NE	NE	0,3384	0,3077	NE	Algorithm converged.	NE	NE
Cardiac disorders	Arrhythmia	Female	236	37,3	2	0,8	262	41,9	2	0,8	1,11	Convergence criterion (GCONV=1E-8) satisfied.	0,14	7,93	0,001	Algorithm converged.	-0,015	0,017	1,11	Algorithm converged.	0,16	7,82	0,9143		0,90	Algorithm converged.	0,13	6,14
Cardiac disorders	Arteriosclerosis coronary artery	Male	398	62,7	2	0,5	363	58,1	0	0,0		Quasi-complete separation of data points detected.				WARNING: Negative of Hessian not positive definite.			NE	Algorithm converged.	NE	NE	0,1754	0,2140	NE	Algorithm converged.	NE	NE
Cardiac disorders	Arteriosclerosis coronary artery	Female	236	37,3	1	0,4	262	41,9	1	0,4	1,11	Convergence criterion (GCONV=1E-8) satisfied.	0,07	17,86	0,000	Algorithm converged.	-0,011	0,012	1,11	Algorithm converged.	0,07	17,65	0,9410		0,90	Algorithm converged.	0,06	14,32
Cardiac disorders	Atrial fibrillation	Male	398	62,7	6	1,5	363	58,1	3	0,8	1,85	Convergence criterion (GCONV=1E-8) satisfied.	0,46	7,44	0,007	Algorithm converged.	-0,008	0,022	1,83	Algorithm converged.	0,46	7,28	0,3816	0,9360	0,55	Algorithm converged.	0,14	2,17
Cardiac disorders	Atrial fibrillation	Female	236	37,3	4	1,7	262	41,9	3	1,1	1,49	Convergence criterion (GCONV=1E-8) satisfied.	0,33	6,72	0,005	Algorithm converged.	-0,015	0,026	1,48	Algorithm converged.	0,33	6,55	0,6031		0,68	Algorithm converged.	0,15	2,93
Cardiac disorders	Atrial tachycardia	Male	398	62,7	1	0,3	363	58,1	0	0,0		Quasi-complete separation of data points detected.				WARNING: The relative Hessian convergence criterion of 52.004609201 is greater than the limit of 0.0001. The convergence is questionable.			NE	Algorithm converged.	NE	NE	0,3384	NE	NE	Algorithm converged.	NE	NE
Cardiac disorders	Atrial tachycardia	Female	236	37,3	0	0,0	262	41,9	0	0,0	NE		NE	NE	NE		NE	NE	NE	NE	NE	NE	NE	NE	NE		NE	NE
Cardiac disorders	Atrioventricular block	Male	398	62,7	0	0,0	363	58,1	0	0,0	NE		NE	NE	NE		NE	NE	NE	NE	NE	NE	NE	NE	NE		NE	NE
Cardiac disorders	Atrioventricular block	Female	236	37,3	0	0,0	262	41,9	1	0,4		Quasi-complete separation of data points detected.				ERROR: Error in computing the link function, its derivatives, or the variance function.			0,00	Algorithm converged.	0,00	NE	0,3428		>999,99	Algorithm converged.	0,00	NE
Cardiac disorders	Atrioventricular block complete	Male	398	62,7	0	0,0	363	58,1	1	0,3		Quasi-complete separation of data points detected.				WARNING: Negative of Hessian not positive definite.			0,00	Algorithm converged.	0,00	NE	0,2963	0,0847	>999,99	Algorithm converged.	0,00	NE
Cardiac disorders	Atrioventricular block complete	Female	236	37,3	1	0,4	262	41,9	0	0,0		Quasi-complete separation of data points detected.				WARNING: Negative of Hessian not positive definite.			NE	Algorithm converged.	NE	NE	0,2920		NE	Algorithm converged.	NE	NE
Cardiac disorders	Atrioventricular block second degree	Male	398	62,7	1	0,3	363	58,1	0	0,0	NE		NE	NE	NE		NE	NE	NE	NE	NE	NE	NE	NE	NE		NE	NE
Cardiac disorders	Atrioventricular block second degree	Female	236	37,3	0	0,0	262	41,9	1	0,4		Quasi-complete separation of data points detected.				ERROR: Error in computing the link function, its derivatives, or the variance function.			0,00	Algorithm converged.	0,00	NE	0,3428		>999,99	Algorithm converged.	0,00	NE
Cardiac disorders	Bradycardia	Male	398	62,7	1	0,3	363	58,1	1	0,3	0,92	Convergence criterion (GCONV=1E-8) satisfied.	0,06	14,71	0,000	Algorithm converged.	-0,006	0,007	0,92	Algorithm converged.	0,06	14,60	0,9503	0,2771	1,09	Algorithm converged.	0,07	17,38
Cardiac disorders	Bradycardia	Female	236	37,3	1	0,4	262	41,9	0	0,0		Quasi-complete separation of data points detected.				WARNING: Negative of Hessian not positive definite.			NE	Algorithm converged.	NE	NE	0,2920		NE	Algorithm converged.	NE	NE
Cardiac disorders	Bundle branch block right	Male	398	62,7	1	0,3	363	58,1	0	0,0		Quasi-complete separation of data points detected.				WARNING: The relative Hessian convergence criterion of 50.428711952 is greater than the limit of 0.0001. The convergence is questionable.			NE	Algorithm converged.	NE	NE	0,3384	NE	NE	Algorithm converged.	NE	NE
Cardiac disorders	Bundle branch block right	Female	236	37,3	0	0,0	262	41,9	0	0,0	NE		NE	NE	NE		NE	NE	NE	NE	NE	NE	NE	NE	NE		NE	NE
Cardiac disorders	Cardiac arrest	Male	398	62,7	1	0,3	363	58,1	0	0,0		Quasi-complete separation of data points detected.				WARNING: The relative Hessian convergence criterion of 50.428711952 is greater than the limit of 0.0001. The convergence is questionable.			NE	Algorithm converged.	NE	NE	0,3384	0,1076	NE	Algorithm converged.	NE	NE
Cardiac disorders	Cardiac arrest	Female	236	37,3	0	0,0	262	41,9	1	0,4		Quasi-complete separation of data points detected.				ERROR: Error in computing the link function, its derivatives, or the variance function.			0,00	Algorithm converged.	0,00	NE	0,3428		>999,99	Algorithm converged.	0,00	NE
Cardiac disorders	Cardiac failure	Male	398	62,7	3	0,8	363	58,1	5	1,4	0,55	Convergence criterion (GCONV=1E-8) satisfied.	0,13	2,30	-0,006	Algorithm converged.	-0,021	0,060	0,55	Algorithm converged.	0,13	2,26	0,4039	0,0512	1,81	Algorithm converged.	0,44	7,53
Cardiac disorders	Cardiac failure	Female	236	37,3	5	2,1	262	41,9	1	0,4	5,45	Convergence criterion (GCONV=1E-8) satisfied.	0,64	48,17	0,017	Algorithm converged.	-0,002	0,037	5,43	Algorithm converged.	0,85	47,17	0,0768		0,18	Algorithm converged.	0,02	1,53
Cardiac disorders	Cardiac failure acute	Male	398	62,7	0	0,0	363	58,1	0	0,0	NE		NE	NE	NE		NE	NE	NE	NE	NE	NE	NE	NE	NE		NE	NE
Cardiac disorders	Cardiac failure acute	Female	236	37,3	0	0,0	262	41,9	1	0,4		Quasi-complete separation of data points detected.				ERROR: Error in computing the link function, its derivatives, or the variance function.			0,00	Algorithm converged.	0,00	NE	0,3428		>999,99	Algorithm converged.	0,00	NE
Cardiac disorders	Cardiac failure chronic	Male	398	62,7	1	0,3	363	58,1	2	0,6	0,46	Convergence criterion (GCONV=1E-8) satisfied.	0,04	5,04	-0,003	Algorithm converged.	-0,012	0,006	0,46	Algorithm converged.	0,04	5,03	0,5130	0,0720	2,18	Algorithm converged.	0,20	23,96
Cardiac disorders	Cardiac failure chronic	Female	236	37,3	2	0,8	262	41,9	0	0,0		Quasi-complete separation of data points detected.				WARNING: Negative of Hessian not positive definite.			NE	Algorithm converged.	NE	NE	0,1358		NE	Algorithm converged.	NE	NE
Cardiac disorders	Cardiac failure congestive	Male	398	62,7	5	1,3	363	58,1	5	1,4	1,10	Convergence criterion (GCONV=1E-8) satisfied.	0,33	3,64	0,001	Algorithm converged.	-0,016	0,018	1,10	Algorithm converged.	0,34	3,57	0,8741	0,5915	0,91	Algorithm converged.	0,28	2,93
Cardiac disorders	Cardiac failure congestive	Female	236	37,3	3	1,3	262	41,9	3	1,9	0,66	Convergence criterion (GCONV=1E-8) satisfied.	0,14	2,80	-0,006	Algorithm converged.	-0,028	0,016	0,67	Algorithm converged.	0,14	2,74	0,5724		1,50	Algorithm converged.	0,14	6,21
Cardiac disorders	Cardio-respiratory arrest	Male	398	62,7	0	0,0	363	58,1	1	0,3		Quasi-complete separation of data points detected.				WARNING: Negative of Hessian not positive definite.			0,00	Algorithm converged.	0,00	NE	0,2963	NE	>999,99	Algorithm converged.	0,00	NE
Cardiac disorders	Cardio-respiratory arrest	Female	236	37,3	0	0,0	262	41,9	0	0,0	NE		NE	NE	NE		NE	NE	NE	NE	NE	NE	NE	NE	NE		NE	NE
Cardiac disorders	Cardiomegaly	Male	398	62,7	0	0,0	363	58,1	0	0,0	NE		NE	NE	NE		NE	NE	NE	NE	NE	NE	NE	1,0000	NE		NE	NE
Cardiac disorders	Cardiomegaly	Female	236	37,3	2	0,8	262	41,9	2	0,8	1,11	Convergence criterion (GCONV=1E-8) satisfied.	0,14	7,93	0,001	Algorithm converged.	-0,015	0,017	1,11	Algorithm converged.	0,16	7,82	0,9143		0,90	Algorithm converged.	0,13	6,14
Cardiac disorders	Cardiomyopathy	Male	398	62,7	2	0,5	363	58,1	0	0,0		Quasi-complete separation of data points detected.				WARNING: Negative of Hessian not positive definite.			NE	Algorithm converged.	NE	NE	0,1754		NE	Algorithm converged.	NE	NE
Cardiac disorders	Cardiomyopathy	Female	236	37,3	1	0,4	262	41,9	0	0,0		Quasi-complete separation of data points detected.				WARNING: Negative of Hessian not positive definite.			NE	Algorithm converged.	NE	NE	0,2920		NE	Algorithm converged.	NE	NE
Cardiac disorders	Cardiopulmonary failure	Male	398	62,7	1	0,3	363	58,1	0	0,0		Quasi-complete separation of data points detected.				WARNING: The relative Hessian convergence criterion of 50.428711952 is greater than the limit of 0.0001. The convergence is questionable.			NE	Algorithm converged.	NE	NE	0,3384	NE	NE	Algorithm converged.	NE	NE
Cardiac disorders	Cardiopulmonary failure	Female	236	37,3	0	0,0	262	41,9	0	0,0	NE		NE	NE	NE		NE	NE	NE	NE	NE	NE	NE	NE	NE		NE	NE
Cardiac disorders	Cardiovascular disorder	Male	398	62,7	1	0,3	363	58,1	0	0,0		Quasi-complete separation of data points detected.				WARNING: The relative Hessian convergence criterion of 53.68217724 is greater than the limit of 0.0001. The convergence is questionable.			NE	Algorithm converged.	NE	NE	0,3384	NE	NE	Algorithm converged.	NE	NE
Cardiac disorders	Cardiovascular disorder	Female	236	37,3	0	0,0	262	41,9	0	0,0	NE		NE	NE	NE		NE	NE	NE	NE	NE	NE	NE	NE	NE		NE	NE
Cardiac disorders	Cardiovascular insufficiency	Male	398	62,7	0	0,0	363	58,1	0	0,0	NE		NE	NE	NE		NE	NE	NE	NE	NE	NE	NE	NE	NE		NE	NE
Cardiac disorders	Cardiovascular insufficiency	Female	236	37,3	1	0,4	262	41,9	0	0,0		Quasi-complete separation of data points detected.				WARNING: Negative of Hessian not positive definite.			NE	Algorithm converged.	NE	NE	0,2920		NE	Algorithm converged.	NE	NE
Cardiac disorders	Chronic left ventricular failure	Male	398	62,7	2	0,5	363	58,1	0	0,0		Quasi-complete separation of data points detected.				WARNING: Negative of Hessian not positive definite.			NE	Algorithm converged.	NE	NE	0,1754		NE	Algorithm converged.	NE	NE
Cardiac disorders	Chronic left ventricular failure	Female	236	37,3	0	0,0	262	41,9	0	0,0	NE		NE	NE	NE		NE	NE	NE	NE	NE	NE	NE	NE	NE		NE	NE

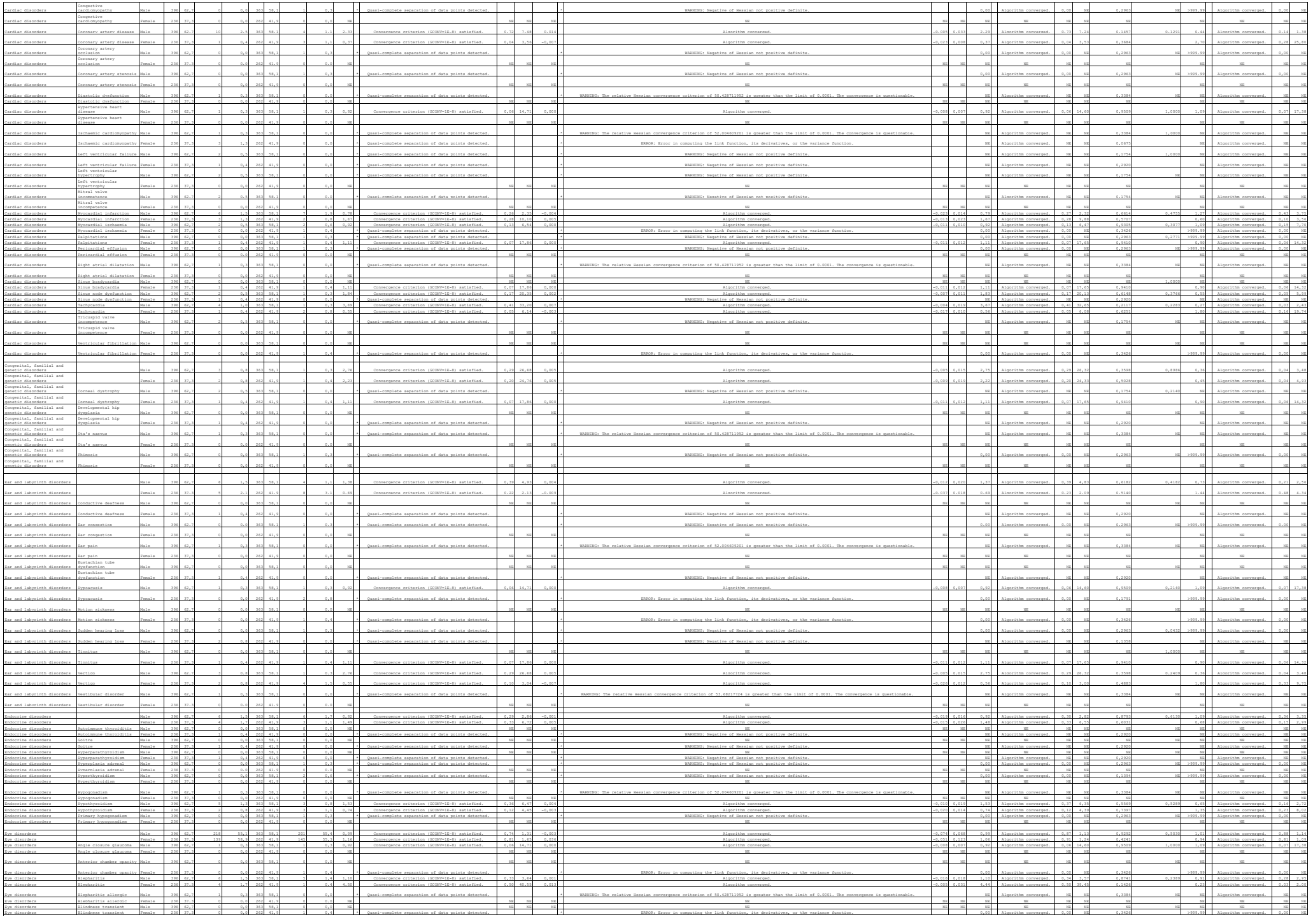

| | | |

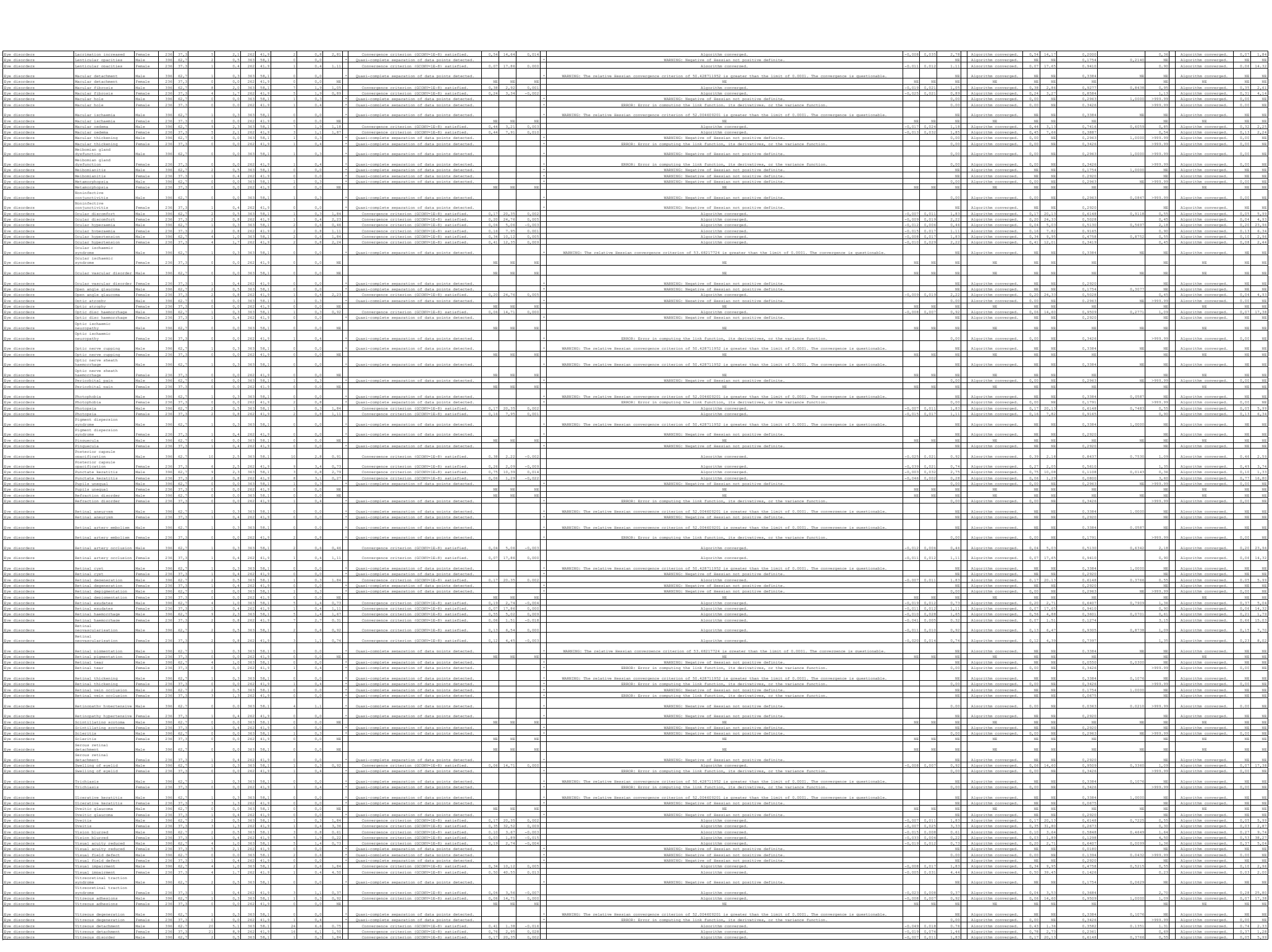

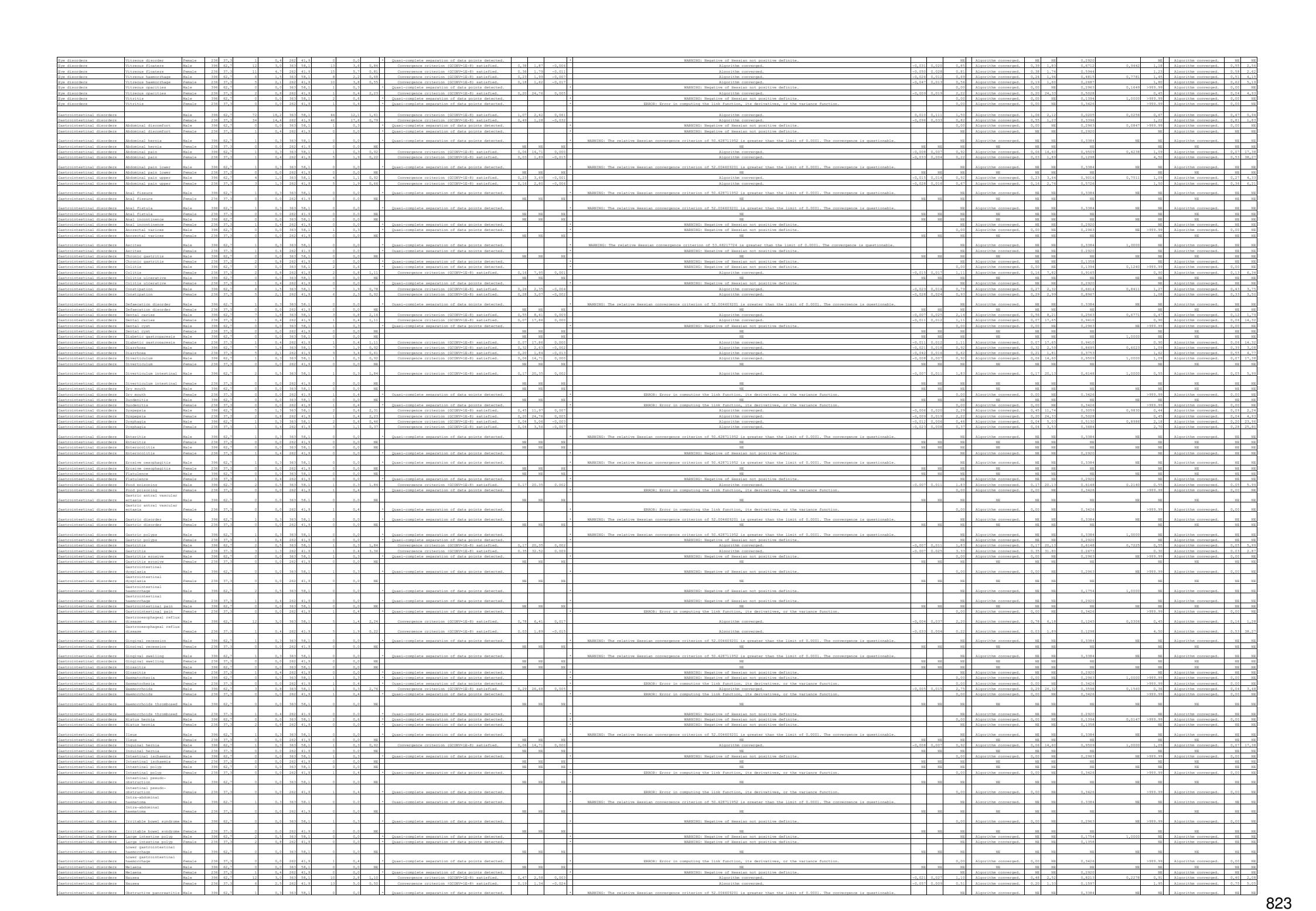

| | | |

General disorders and administration site conditions	Localised oedema	Male	396	62,7	0	0,0	363	58,1	0	0,0	NE			NE	NE	NE		NE	NE	NE	NE		NE	NE	NE	NE	NE	NE		NE	NE	NE
General disorders and administration site conditions	Localised oedema	Female	236	37,3	1	0,4	262	41,9	0	0,0		*	Quasi-complete separation of data points detected.				*	WARNING: Negative of Hessian not positive definite.			NE		Algorithm converged.	NE	NE	0,2920		NE		Algorithm converged.	NE	NE
General disorders and administration site conditions	Malaise	Male	396	62,7	1	0,3	363	58,1	0	0,0		*	Quasi-complete separation of data points detected.				*	WARNING: The relative Hessian convergence criterion of 52.004609201 is greater than the limit of 0.0001. The convergence is questionable.			NE		Algorithm converged.	NE	NE	0,3384	0,3360	NE		Algorithm converged.	NE	NE
General disorders and administration site conditions	Malaise	Female	236	37,3	1	0,4	262	41,9	1	0,4	1,11		Convergence criterion (GCONV=1E-8) satisfied.	0,07	17,86	0,000		Algorithm converged.	-0,011	0,012	1,11		Algorithm converged.	0,07	17,65	0,9410		0,90		Algorithm converged.	0,06	14,32
General disorders and administration site conditions	Multiple organ dysfunction syndrome	Male	396	62,7	0	0,0	363	58,1	0	0,0	NE			NE	NE	NE		NE	NE	NE	NE		NE	NE	NE	NE	NE	NE		NE	NE	NE
General disorders and administration site conditions	Multiple organ dysfunction syndrome	Female	236	37,3	1	0,4	262	41,9	0	0,0		*	Quasi-complete separation of data points detected.				*	WARNING: Negative of Hessian not positive definite.			NE		Algorithm converged.	NE	NE	0,2920		NE		Algorithm converged.	NE	NE
General disorders and administration site conditions	Oedema	Male	396	62,7	1	0,3	363	58,1	0	0,0		*	Quasi-complete separation of data points detected.				*	WARNING: The relative Hessian convergence criterion of 52.004609201 is greater than the limit of 0.0001. The convergence is questionable.			NE		Algorithm converged.	NE	NE	0,3384	0,1076	NE		Algorithm converged.	NE	NE
General disorders and administration site conditions	Oedema	Female	236	37,3	0	0,0	262	41,9	1	0,4		*	Quasi-complete separation of data points detected.				*	ERROR: Error in computing the link function, its derivatives, or the variance function.			0,00		Algorithm converged.	0,00	NE	0,3426		>999.99		Algorithm converged.	0,00	NE
General disorders and administration site conditions	Oedema peripheral	Male	396	62,7	6	1,5	363	58,1	3	0,8	1,85		Convergence criterion (GCONV=1E-8) satisfied.	0,46	7,44	0,007		Algorithm converged.	-0,008	0,022	1,83		Algorithm converged.	0,46	7,28	0,3816	0,2707	0,55		Algorithm converged.	0,14	2,17
General disorders and administration site conditions	Oedema peripheral	Female	236	37,3	5	2,1	262	41,9	8	3,1	0,69		Convergence criterion (GCONV=1E-8) satisfied.	0,22	2,13	-0,009		Algorithm converged.	-0,037	0,018	0,69		Algorithm converged.	0,23	2,09	0,5140		1,44		Algorithm converged.	0,48	4,34
General disorders and administration site conditions	Pain	Male	396	62,7	3	0,8	363	58,1	2	0,6	1,38		Convergence criterion (GCONV=1E-8) satisfied.	0,23	8,29	0,002		Algorithm converged.	-0,009	0,014	1,37		Algorithm converged.	0,23	8,18	0,7254	0,8986	0,73		Algorithm converged.	0,12	4,33
General disorders and administration site conditions	Pain	Female	236	37,3	1	0,4	262	41,9	1	0,4	1,11		Convergence criterion (GCONV=1E-8) satisfied.	0,07	17,86	0,000		Algorithm converged.	-0,011	0,012	1,11		Algorithm converged.	0,07	17,65	0,9410		0,90		Algorithm converged.	0,06	14,32
General disorders and administration site conditions	Peripheral swelling	Male	396	62,7	4	1,0	363	58,1	3	0,8	1,22		Convergence criterion (GCONV=1E-8) satisfied.	0,27	5,51	0,002		Algorithm converged.	-0,012	0,015	1,22		Algorithm converged.	0,28	5,42	0,7916	0,4858	0,82		Algorithm converged.	0,18	3,63
General disorders and administration site conditions	Peripheral swelling	Female	236	37,3	2	0,8	262	41,9	4	1,5	0,55		Convergence criterion (GCONV=1E-8) satisfied.	0,10	3,04	-0,007		Algorithm converged.	-0,026	0,012	0,56		Algorithm converged.	0,10	3,00	0,4883		1,80		Algorithm converged.	0,33	9,75
General disorders and administration site conditions	Physical deconditioning	Male	396	62,7	0	0,0	363	58,1	0	0,0	NE			NE	NE	NE		NE	NE	NE	NE		NE	NE	NE	NE	NE	NE		NE	NE	NE
General disorders and administration site conditions	Physical deconditioning	Female	236	37,3	0	0,0	262	41,9	1	0,4		*	Quasi-complete separation of data points detected.				*	ERROR: Error in computing the link function, its derivatives, or the variance function.			0,00		Algorithm converged.	0,00	NE	0,3426		>999.99		Algorithm converged.	0,00	NE
General disorders and administration site conditions	Pyrexia	Male	396	62,7	2	0,5	363	58,1	3	0,8	0,61		Convergence criterion (GCONV=1E-8) satisfied.	0,10	3,67	-0,003		Algorithm converged.	-0,015	0,008	0,61		Algorithm converged.	0,10	3,64	0,5848	0,8630	1,64		Algorithm converged.	0,27	9,74
General disorders and administration site conditions	Pyrexia	Female	236	37,3	4	1,7	262	41,9	6	2,3	0,74		Convergence criterion (GCONV=1E-8) satisfied.	0,21	2,64	-0,006		Algorithm converged.	-0,030	0,019	0,74		Algorithm converged.	0,21	2,59	0,6367		1,35		Algorithm converged.	0,39	4,73
General disorders and administration site conditions	Sensation of foreign body	Male	396	62,7	2	0,5	363	58,1	2	0,6	0,92		Convergence criterion (GCONV=1E-8) satisfied.	0,13	6,54	0,000		Algorithm converged.	-0,011	0,010	0,92		Algorithm converged.	0,13	6,47	0,9305	0,3077	1,09		Algorithm converged.	0,15	7,70
General disorders and administration site conditions	Sensation of foreign body	Female	236	37,3	0	0,0	262	41,9	1	0,4		*	Quasi-complete separation of data points detected.				*	ERROR: Error in computing the link function, its derivatives, or the variance function.			0,00		Algorithm converged.	0,00	NE	0,3426		>999.99		Algorithm converged.	0,00	NE
General disorders and administration site conditions	Swelling	Male	396	62,7	0	0,0	363	58,1	2	0,6		*	Quasi-complete separation of data points detected.				*	WARNING: Negative of Hessian not positive definite.			0,00		Algorithm converged.	0,00	NE	0,1394	0,0147	>999.99		Algorithm converged.	0,00	NE
General disorders and administration site conditions	Swelling	Female	236	37,3	2	0,8	262	41,9	0	0,0		*	Quasi-complete separation of data points detected.				*	WARNING: Negative of Hessian not positive definite.			NE		Algorithm converged.	NE	NE	0,1358		NE		Algorithm converged.	NE	NE
General disorders and administration site conditions	Swelling face	Male	396	62,7	0	0,0	363	58,1	1	0,3		*	Quasi-complete separation of data points detected.				*	WARNING: Negative of Hessian not positive definite.			0,00		Algorithm converged.	0,00	NE	0,2963	NE	>999.99		Algorithm converged.	0,00	NE
General disorders and administration site conditions	Swelling face	Female	236	37,3	0	0,0	262	41,9	0	0,0	NE			NE	NE	NE		NE	NE	NE	NE		NE	NE	NE	NE		NE		NE	NE	NE
General disorders and administration site conditions	Treatment failure	Male	396	62,7	0	0,0	363	58,1	0	0,0	NE			NE	NE	NE		NE	NE	NE	NE		NE	NE	NE	NE	NE	NE		NE	NE	NE
General disorders and administration site conditions	Treatment failure	Female	236	37,3	0	0,0	262	41,9	1	0,4		*	Quasi-complete separation of data points detected.				*	ERROR: Error in computing the link function, its derivatives, or the variance function.			0,00		Algorithm converged.	0,00	NE	0,3426		>999.99		Algorithm converged.	0,00	NE
General disorders and administration site conditions	Vaccination site reaction	Male	396	62,7	0	0,0	363	58,1	0	0,0	NE			NE	NE	NE		NE	NE	NE	NE		NE	NE	NE	NE	NE	NE		NE	NE	NE
General disorders and administration site conditions	Vaccination site reaction	Female	236	37,3	0	0,0	262	41,9	1	0,4		*	Quasi-complete separation of data points detected.				*	ERROR: Error in computing the link function, its derivatives, or the variance function.			0,00		Algorithm converged.	0,00	NE	0,3426		>999.99		Algorithm converged.	0,00	NE
Hepatobiliary disorders		Male	396	62,7	6	1,5	363	58,1	5	1,4	1,10		Convergence criterion (GCONV=1E-8) satisfied.	0,33	3,64	0,001		Algorithm converged.	-0,016	0,018	1,10		Algorithm converged.	0,34	3,57	0,8741	0,8411	0,91		Algorithm converged.	0,28	2,95
Hepatobiliary disorders		Female	236	37,3	7	3,0	262	41,9	6	2,3	1,30		Convergence criterion (GCONV=1E-8) satisfied.	0,43	3,94	0,007		Algorithm converged.	-0,021	0,035	1,30		Algorithm converged.	0,44	3,80	0,6370		0,77		Algorithm converged.	0,26	2,26
Hepatobiliary disorders	Bile duct stenosis	Male	396	62,7	0	0,0	363	58,1	0	0,0	NE			NE	NE	NE		NE	NE	NE	NE		NE	NE	NE	NE	NE	NE		NE	NE	NE
Hepatobiliary disorders	Bile duct stenosis	Female	236	37,3	0	0,0	262	41,9	1	0,4		*	Quasi-complete separation of data points detected.				*	ERROR: Error in computing the link function, its derivatives, or the variance function.			0,00		Algorithm converged.	0,00	NE	0,3426		>999.99		Algorithm converged.	0,00	NE
Hepatobiliary disorders	Cholecystitis	Male	396	62,7	0	0,0	363	58,1	0	0,0	NE			NE	NE	NE		NE	NE	NE	NE		NE	NE	NE	NE	1,0000	NE		NE	NE	NE
Hepatobiliary disorders	Cholecystitis	Female	236	37,3	2	0,8	262	41,9	1	0,4	2,23		Convergence criterion (GCONV=1E-8) satisfied.	0,20	24,76	0,005		Algorithm converged.	-0,009	0,019	2,22		Algorithm converged.	0,20	24,33	0,5028		0,45		Algorithm converged.	0,04	4,93
Hepatobiliary disorders	Cholecystitis acute	Male	396	62,7	1	0,3	363	58,1	0	0,0		*	Quasi-complete separation of data points detected.				*	WARNING: The relative Hessian convergence criterion of 50.428711952 is greater than the limit of 0.0001. The convergence is questionable.			NE		Algorithm converged.	NE	NE	0,3384	NE	NE		Algorithm converged.	NE	NE
Hepatobiliary disorders	Cholecystitis acute	Female	236	37,3	0	0,0	262	41,9	0	0,0	NE			NE	NE	NE		NE	NE	NE	NE		NE	NE	NE	NE		NE		NE	NE	NE
Hepatobiliary disorders	Cholelithiasis	Male	396	62,7	2	0,5	363	58,1	1	0,3	1,84		Convergence criterion (GCONV=1E-8) satisfied.	0,17	20,35	0,002		Algorithm converged.	-0,007	0,011	1,83		Algorithm converged.	0,17	20,13	0,6148	0,3766	0,55		Algorithm converged.	0,05	5,99
Hepatobiliary disorders	Cholelithiasis	Female	236	37,3	1	0,4	262	41,9	0	0,0		*	Quasi-complete separation of data points detected.				*	WARNING: Negative of Hessian not positive definite.			NE		Algorithm converged.	NE	NE	0,2920		NE		Algorithm converged.	NE	NE
Hepatobiliary disorders	Chronic hepatitis	Male	396	62,7	0	0,0	363	58,1	0	0,0	NE			NE	NE	NE		NE	NE	NE	NE		NE	NE	NE	NE	NE	NE		NE	NE	NE
Hepatobiliary disorders	Chronic hepatitis	Female	236	37,3	0	0,0	262	41,9	1	0,4		*	Quasi-complete separation of data points detected.				*	ERROR: Error in computing the link function, its derivatives, or the variance function.			0,00		Algorithm converged.	0,00	NE	0,3426		>999.99		Algorithm converged.	0,00	NE
Hepatobiliary disorders	Gallbladder disorder	Male	396	62,7	0	0,0	363	58,1	0	0,0	NE			NE	NE	NE		NE	NE	NE	NE		NE	NE	NE	NE	NE	NE		NE	NE	NE
Hepatobiliary disorders	Gallbladder disorder	Female	236	37,3	0	0,0	262	41,9	1	0,4		*	Quasi-complete separation of data points detected.				*	ERROR: Error in computing the link function, its derivatives, or the variance function.			0,00		Algorithm converged.	0,00	NE	0,3426		>999.99		Algorithm converged.	0,00	NE
Hepatobiliary disorders	Hepatic cirrhosis	Male	396	62,7	1	0,3	363	58,1	3	0,8	0,30		Convergence criterion (GCONV=1E-8) satisfied.	0,03	2,93	-0,006		Algorithm converged.	-0,016	0,005	0,31		Algorithm converged.	0,03	2,92	0,2756	0,1158	3,27		Algorithm converged.	0,34	31,32
Hepatobiliary disorders	Hepatic cirrhosis	Female	236	37,3	1	0,4	262	41,9	0	0,0		*	Quasi-complete separation of data points detected.				*	WARNING: Negative of Hessian not positive definite.			NE		Algorithm converged.	NE	NE	0,2920		NE		Algorithm converged.	NE	NE
Hepatobiliary disorders	Hepatic failure	Male	396	62,7	0	0,0	363	58,1	0	0,0	NE			NE	NE	NE		NE	NE	NE	NE		NE	NE	NE	NE	NE	NE		NE	NE	NE
Hepatobiliary disorders	Hepatic failure	Female	236	37,3	0	0,0	262	41,9	1	0,4		*	Quasi-complete separation of data points detected.				*	ERROR: Error in computing the link function, its derivatives, or the variance function.			0,00		Algorithm converged.	0,00	NE	0,3426		>999.99		Algorithm converged.	0,00	NE
Hepatobiliary disorders	Hepatic steatosis	Male	396	62,7	1	0,3	363	58,1	1	0,3	0,92		Convergence criterion (GCONV=1E-8) satisfied.	0,06	14,71	0,000		Algorithm converged.	-0,008	0,007	0,92		Algorithm converged.	0,06	14,60	0,9509	0,4763	1,09		Algorithm converged.	0,07	17,38
Hepatobiliary disorders	Hepatic steatosis	Female	236	37,3	3	1,3	262	41,9	1	0,4	3,36		Convergence criterion (GCONV=1E-8) satisfied.	0,35	32,52	0,009		Algorithm converged.	-0,007	0,025	3,33		Algorithm converged.	0,35	31,80	0,2673		0,30		Algorithm converged.	0,03	2,87
Hepatobiliary disorders	Hepatomegaly	Male	396	62,7	1	0,3	363	58,1	0	0,0		*	Quasi-complete separation of data points detected.				*	WARNING: The relative Hessian convergence criterion of 52.004609201 is greater than the limit of 0.0001. The convergence is questionable.			NE		Algorithm converged.	NE	NE	0,3384	1,0000	NE		Algorithm converged.	NE	NE
Hepatobiliary disorders	Hepatomegaly	Female	236	37,3	1	0,4	262	41,9	0	0,0		*	Quasi-complete separation of data points detected.				*	WARNING: Negative of Hessian not positive definite.			NE		Algorithm converged.	NE	NE	0,2920		NE		Algorithm converged.	NE	NE
Hepatobiliary disorders	Jaundice	Male	396	62,7	0	0,0	363	58,1	1	0,3		*	Quasi-complete separation of data points detected.				*	WARNING: Negative of Hessian not positive definite.			0,00		Algorithm converged.	0,00	NE	0,2963	NE	>999.99		Algorithm converged.	0,00	NE
Hepatobiliary disorders	Jaundice	Female	236	37,3	0	0,0	262	41,9	0	0,0	NE			NE	NE	NE		NE	NE	NE	NE		NE	NE	NE	NE		NE		NE	NE	NE
Hepatobiliary disorders	Liver disorder	Male	396	62,7	0	0,0	363	58,1	0	0,0	NE			NE	NE	NE		NE	NE	NE	NE		NE	NE	NE	NE	NE	NE		NE	NE	NE
Hepatobiliary disorders	Liver disorder	Female	236	37,3	0	0,0	262	41,9	1	0,4		*	Quasi-complete separation of data points detected.				*	ERROR: Error in computing the link function, its derivatives, or the variance function.			0,00		Algorithm converged.	0,00	NE	0,3426		>999.99		Algorithm converged.	0,00	NE
Hepatobiliary disorders	Non-alcoholic steatohepatitis	Male	396	62,7	1	0,3	363	58,1	0	0,0		*	Quasi-complete separation of data points detected.				*	WARNING: The relative Hessian convergence criterion of 53.68217724 is greater than the limit of 0.0001. The convergence is questionable.			NE		Algorithm converged.	NE	NE	0,3384	NE	NE		Algorithm converged.	NE	NE
Hepatobiliary disorders	Non-alcoholic steatohepatitis	Female	236	37,3	0	0,0	262	41,9	0	0,0	NE			NE	NE	NE		NE	NE	NE	NE		NE	NE	NE	NE		NE		NE	NE	NE
Hepatobiliary disorders	Portal hypertension	Male	396	62,7	1	0,3	363	58,1	0	0,0		*	Quasi-complete separation of data points detected.				*	WARNING: The relative Hessian convergence criterion of 53.68217724 is greater than the limit of 0.0001. The convergence is questionable.			NE		Algorithm converged.	NE	NE	0,3384	NE	NE		Algorithm converged.	NE	NE
Hepatobiliary disorders	Portal hypertension	Female	236	37,3	0	0,0	262	41,9	0	0,0	NE			NE	NE	NE		NE	NE	NE	NE		NE	NE	NE	NE		NE		NE	NE	NE
Hepatobiliary disorders	Portal vein dilatation	Male	396	62,7	0	0,0	363	58,1	0	0,0	NE			NE	NE	NE		NE	NE	NE	NE		NE	NE	NE	NE	NE	NE		NE	NE	NE
Hepatobiliary disorders	Portal vein dilatation	Female	236	37,3	1	0,4	262	41,9	0	0,0		*	Quasi-complete separation of data points detected.				*	WARNING: Negative of Hessian not positive definite.			NE		Algorithm converged.	NE	NE	0,2920		NE		Algorithm converged.	NE	NE
Immune system disorders		Male	396	62,7	10	2,5	363	58,1	6	1,7	1,54		Convergence criterion (GCONV=1E-8) satisfied.	0,55	4,28	0,009		Algorithm converged.	-0,012	0,029	1,53		Algorithm converged.	0,56	4,16	0,4036	0,7645	0,65		Algorithm converged.	0,24	1,78
Immune system disorders		Female	236	37,3	7	3,0	262	41,9	4	1,5	1,97		Convergence criterion (GCONV=1E-8) satisfied.	0,57	6,82	0,014		Algorithm converged.	-0,012	0,041	1,94		Algorithm converged.	0,58	6,55	0,2756		0,51		Algorithm converged.	0,15	1,74
Immune system disorders	Allergy to arthropod bite	Male	396	62,7	0	0,0	363	58,1	1	0,3		*	Quasi-complete separation of data points detected.				*	WARNING: Negative of Hessian not positive definite.			0,00		Algorithm converged.	0,00	NE	0,2963	NE	>999.99		Algorithm converged.	0,00	NE
Immune system disorders	Allergy to arthropod bite	Female	236	37,3	0	0,0	262	41,9	0	0,0	NE			NE	NE	NE		NE	NE	NE	NE		NE	NE	NE	NE		NE		NE	NE	NE
Immune system disorders	Allergy to chemicals	Male	396	62,7	1	0,3	363	58,1	0	0,0		*	Quasi-complete separation of data points detected.				*	WARNING: The relative Hessian convergence criterion of 53.68217724 is greater than the limit of 0.0001. The convergence is questionable.			NE		Algorithm converged.	NE	NE	0,3384	NE	NE		Algorithm converged.	NE	NE
Immune system disorders	Allergy to chemicals	Female	236	37,3	0	0,0	262	41,9	0	0,0	NE			NE	NE	NE		NE	NE	NE	NE		NE	NE	NE	NE		NE		NE	NE	NE
Immune system disorders	Anaphylactic reaction	Male	396	62,7	0	0,0	363	58,1	0	0,0	NE			NE	NE	NE		NE	NE	NE	NE		NE	NE	NE	NE	NE	NE		NE	NE	NE
Immune system disorders	Anaphylactic reaction	Female	236	37,3	1	0,4	262	41,9	0	0,0		*	Quasi-complete separation of data points detected.				*	WARNING: Negative of Hessian not positive definite.			NE		Algorithm converged.	NE	NE	0,2920		NE		Algorithm converged.	NE	NE
Immune system disorders	Contrast media allergy	Male	396	62,7	1	0,3	363	58,1	0	0,0		*	Quasi-complete separation of data points detected.				*	WARNING: The relative Hessian convergence criterion of 50.428711952 is greater than the limit of 0.0001. The convergence is questionable.			NE		Algorithm converged.	NE	NE	0,3384	0,1076	NE		Algorithm converged.	NE	NE
Immune system disorders	Contrast media allergy	Female	236	37,3	0	0,0	262	41,9	1	0,4		*	Quasi-complete separation of data points detected.				*	ERROR: Error in computing the link function, its derivatives, or the variance function.			0,00		Algorithm converged.	0,00	NE	0,3426		>999.99		Algorithm converged.	0,00	NE
Immune system disorders	Drug hypersensitivity	Male	396	62,7	0	0,0	363	58,1	1	0,3		*	Quasi-complete separation of data points detected.				*	WARNING: Negative of Hessian not positive definite.			0,00		Algorithm converged.	0,00	NE	0,2963	0,0432	>999.99		Algorithm converged.	0,00	NE
Immune system disorders	Drug hypersensitivity	Female	236	37,3	2	0,8	262	41,9	0	0,0		*	Quasi-complete separation of data points detected.				*	WARNING: Negative of Hessian not positive definite.			NE		Algorithm converged.	NE	NE	0,1358		NE		Algorithm converged.	NE	NE
Immune system disorders	Hypersensitivity	Male	396	62,7	2	0,5	363	58,1	0	0,0		*	Quasi-complete separation of data points detected.				*	WARNING: Negative of Hessian not positive definite.			NE		Algorithm converged.	NE	NE	0,1754	0,1054	NE		Algorithm converged.	NE	NE
Immune system disorders	Hypersensitivity	Female	236	37,3	1	0,4	262	41,9	2	0,8	0,55		Convergence criterion (GCONV=1E-8) satisfied.	0,05	6,14	-0,003		Algorithm converged.	-0,017	0,010	0,56		Algorithm converged.	0,05	6,08	0,6251		1,80		Algorithm converged.	0,16	19,74
Immune system disorders	Sarcoidosis	Male	396	62,7	0	0,0	363	58,1	1	0,3		*	Quasi-complete separation of data points detected.				*	WARNING: Negative of Hessian not positive definite.			0,00		Algorithm converged.	0,00	NE	0,2963	NE	>999.99		Algorithm converged.	0,00	NE
Immune system disorders	Sarcoidosis	Female	236	37,3	0	0,0	262	41,9	0	0,0	NE			NE	NE	NE		NE	NE	NE	NE		NE	NE	NE	NE		NE		NE	NE	NE
Immune system disorders	Seasonal allergy	Male	396	62,7	7	1,8	363	58,1	3	0,8	2,16		Convergence criterion (GCONV=1E-8) satisfied.	0,55	8,41	0,009		Algorithm converged.	-0,007	0,025	2,14		Algorithm converged.	0,56	8,21	0,2563	0,7370	0,47		Algorithm converged.	0,12	1,79
Immune system disorders	Seasonal allergy	Female	236	37,3	3	1,3	262	41,9	1	0,4	3,36		Convergence criterion (GCONV=1E-8) satisfied.	0,35	32,52	0,009		Algorithm converged.	-0,007	0,025	3,33		Algorithm converged.	0,35	31,80	0,2673		0,30		Algorithm converged.	0,03	2,87
Infections and infestations		Male	396	62,7	145	36,6	363	58,1	152	41,9	0,80		Convergence criterion (GCONV=1E-8) satisfied.	0,60	1,07	-0,053		Algorithm converged.	-0,122	0,017	0,87		Algorithm converged.	0,73	1,04	0,1385	0,6226	1,14		Algorithm converged.	0,96	1,37
Infections and infestations		Female	236	37,3	110	46,6	262	41,9	131	50,0	0,87		Convergence criterion (GCONV=1E-8) satisfied.	0,61	1,24	-0,034		Algorithm converged.	-0,122	0,054	0,93		Algorithm converged.	0,78	1,12	0,4502		1,07		Algorithm converged.	0,89	1,29
Infections and infestations	Abdominal abscess	Male	396	62,7	0	0,0	363	58,1	0	0,0	NE			NE	NE	NE		NE	NE	NE	NE		NE	NE	NE	NE	NE	NE		NE	NE	NE
Infections and infestations	Abdominal abscess	Female	236	37,3	1	0,4	262	41,9	0	0,0		*	Quasi-complete separation of data points detected.				*	WARNING: Negative of Hessian not positive definite.			NE		Algorithm converged.	NE	NE	0,2920		NE		Algorithm converged.	NE	NE
Infections and infestations	Abscess jaw	Male	396	62,7	0	0,0	363	58,1	0	0,0	NE			NE	NE	NE		NE	NE	NE	NE		NE	NE	NE	NE	1,0000	NE		NE	NE	NE
Infections and infestations	Abscess jaw	Female	236	37,3	1	0,4	262	41,9	1	0,4	1,11		Convergence criterion (GCONV=1E-8) satisfied.	0,07	17,86	0,000		Algorithm converged.	-0,011	0,012	1,11		Algorithm converged.	0,07	17,65	0,9410		0,90		Algorithm converged.	0,06	14,32
Infections and infestations	Abscess limb	Male	396	62,7	0	0,0	363	58,1	1	0,3		*	Quasi-complete separation of data points detected.				*	WARNING: Negative of Hessian not positive definite.			0,00		Algorithm converged.	0,00	NE	0,2963	1,0000	>999.99		Algorithm converged.	0,00	NE
Infections and infestations	Abscess limb	Female	236	37,3	0	0,0	262	41,9	2	0,8		*	Quasi-complete separation of data points detected.				*	ERROR: Error in computing the link function, its derivatives, or the variance function.			0,00		Algorithm converged.	0,00	NE	0,1791		>999.99		Algorithm converged.	0,00	NE
Infections and infestations	Acute sinusitis	Male	396	62,7	2	0,5	363	58,1	0	0,0		*	Quasi-complete separation of data points detected.				*	WARNING: Negative of Hessian not positive definite.			NE		Algorithm converged.	NE	NE	0,1754	0,0121	NE		Algorithm converged.	NE	NE
Infections and infestations	Acute sinusitis	Female	236	37,3	0	0,0	262	41,9	3	1,1		*	Quasi-complete separation of data points detected.				*	ERROR: Error in computing the link function, its derivatives, or the variance function.			0,00		Algorithm converged.	0,00	NE	0,0995		>999.99		Algorithm converged.	0,00	NE
Infections and infestations	Adenoviral conjunctivitis	Male	396	62,7	0	0,0	363	58,1	2	0,6		*	Quasi-complete separation of data points detected.				*	WARNING: Negative of Hessian not positive definite.			0,00		Algorithm converged.	0,00	NE	0,1394	0,1649	>999.99		Algorithm converged.	0,00	NE

| | | |

| | | |

Infections and infestations	Peritonitis	Female	236	37,3	1	0,4	262	41,3	0	0,0	NE		NE	NE	NE	NE	NE	NE	NE	NE	NE	NE			NE	NE	NE	NE			NE	NE	NE
Infections and infestations	Pharyngitis	Male	398	62,7	1	0,3	363	58,1	2	0,6	0,46	Convergence criterion (GCONV=1E-8) satisfied.	0,04	5,04	-0,003	Algorithm converged.	-0,012	0,006	0,46	Algorithm converged.	0,04	5,03	0,5130	0,9118	2,18	Algorithm converged.	0,20	20,96
Infections and infestations	Pharyngitis	Female	236	37,3	1	0,4	262	41,3	2	0,8	0,55	Convergence criterion (GCONV=1E-8) satisfied.	0,05	6,14	-0,003	Algorithm converged.	-0,017	0,010	0,56	Algorithm converged.	0,05	6,08	0,6251		1,80	Algorithm converged.	0,16	19,74
Infections and infestations	Pharyngitis streptococcal	Male	398	62,7	0	0,0	363	58,1	1	0,3		Quasi-complete separation of data points detected.				WARNING: Negative of Hessian not positive definite.			0,00	Algorithm converged.	0,00	NE	0,2963	1,0000	>999,99	Algorithm converged.	0,00	NE
Infections and infestations	Pharyngitis streptococcal	Female	236	37,3	0	0,0	262	41,3	1	0,4		Quasi-complete separation of data points detected.				ERROR: Error in computing the link function, its derivatives, or the variance function.			0,00	Algorithm converged.	0,00	NE	0,3426		>999,99	Algorithm converged.	0,00	NE
Infections and infestations	Pneumonia	Male	398	62,7	9	2,3	363	58,1	10	2,8	0,82	Convergence criterion (GCONV=1E-8) satisfied.	0,33	2,04	-0,005	Algorithm converged.	-0,027	0,018	0,83	Algorithm converged.	0,34	2,01	0,6713	0,3370	1,21	Algorithm converged.	0,50	2,95
Infections and infestations	Pneumonia	Female	236	37,3	11	4,7	262	41,3	8	3,1	1,55	Convergence criterion (GCONV=1E-8) satisfied.	0,61	3,93	0,016	Algorithm converged.	-0,018	0,050	1,53	Algorithm converged.	0,62	3,73	0,3503		0,86	Algorithm converged.	0,27	1,60
Infections and infestations	Pneumonia bacterial	Male	398	62,7	0	0,0	363	58,1	0	0,0	NE		NE	NE	NE	NE	NE	NE	NE	NE	NE	NE	NE	NE	NE	NE	NE	NE			NE	NE	NE
Infections and infestations	Pneumonia bacterial	Female	236	37,3	0	0,0	262	41,3	1	0,4		Quasi-complete separation of data points detected.				ERROR: Error in computing the link function, its derivatives, or the variance function.			0,00	Algorithm converged.	0,00	NE	0,3426		>999,99	Algorithm converged.	0,00	NE
Infections and infestations	Pneumonia escherichia	Male	398	62,7	0	0,0	363	58,1	0	0,0	NE		NE	NE	NE	NE	NE	NE	NE	NE	NE	NE	NE	NE	NE	NE	NE	NE			NE	NE	NE
Infections and infestations	Pneumonia escherichia	Female	236	37,3	0	0,0	262	41,3	1	0,4		Quasi-complete separation of data points detected.				ERROR: Error in computing the link function, its derivatives, or the variance function.			0,00	Algorithm converged.	0,00	NE	0,3426		>999,99	Algorithm converged.	0,00	NE
Infections and infestations	Pneumonia mycoplasmal	Male	398	62,7	0	0,0	363	58,1	0	0,0	NE		NE	NE	NE	NE	NE	NE	NE	NE	NE	NE	NE	NE	NE	NE	NE	NE			NE	NE	NE
Infections and infestations	Pneumonia mycoplasmal	Female	236	37,3	0	0,0	262	41,3	1	0,4		Quasi-complete separation of data points detected.				ERROR: Error in computing the link function, its derivatives, or the variance function.			0,00	Algorithm converged.	0,00	NE	0,3426		>999,99	Algorithm converged.	0,00	NE
Infections and infestations	Pneumonia viral	Male	398	62,7	0	0,0	363	58,1	1	0,3		Quasi-complete separation of data points detected.				WARNING: Negative of Hessian not positive definite.			0,00	Algorithm converged.	0,00	NE	0,2963	0,0432	>999,99	Algorithm converged.	0,00	NE
Infections and infestations	Pneumonia viral	Female	236	37,3	0	0,0	262	41,3	0	0,0		Quasi-complete separation of data points detected.				WARNING: Negative of Hessian not positive definite.			NE	Algorithm converged.	NE	NE	0,1354		NE	Algorithm converged.	NE	NE
Infections and infestations	Postoperative abscess	Male	398	62,7	0	0,0	363	58,1	0	0,0	NE		NE	NE	NE	NE	NE	NE	NE	NE	NE	NE	NE	NE	NE	NE	NE	NE			NE	NE	NE
Infections and infestations	Postoperative abscess	Female	236	37,3	0	0,0	262	41,3	1	0,4		Quasi-complete separation of data points detected.				ERROR: Error in computing the link function, its derivatives, or the variance function.			0,00	Algorithm converged.	0,00	NE	0,3426		>999,99	Algorithm converged.	0,00	NE
Infections and infestations	Pseudomonal sepsis	Male	398	62,7	0	0,0	363	58,1	1	0,3		Quasi-complete separation of data points detected.				WARNING: Negative of Hessian not positive definite.			0,00	Algorithm converged.	0,00	NE	0,2963	NE	>999,99	Algorithm converged.	0,00	NE
Infections and infestations	Pseudomonal sepsis	Female	236	37,3	0	0,0	262	41,3	0	0,0	NE		NE	NE	NE	NE	NE	NE	NE	NE	NE	NE	NE	NE	NE	NE	NE	NE			NE	NE	NE
Infections and infestations	Pulpitis dental	Male	398	62,7	1	0,3	363	58,1	2	0,6		Quasi-complete separation of data points detected.				WARNING: The relative Hessian convergence criterion of 53.68217724 is greater than the limit of 0.0001. The convergence is questionable.			NE	Algorithm converged.	NE	NE	0,3384	0,1076	NE	Algorithm converged.	NE	NE
Infections and infestations	Pulpitis dental	Female	236	37,3	0	0,0	262	41,3	1	0,4		Quasi-complete separation of data points detected.				ERROR: Error in computing the link function, its derivatives, or the variance function.			0,00	Algorithm converged.	0,00	NE	0,3426		>999,99	Algorithm converged.	0,00	NE
Infections and infestations	Puncture site infection	Male	398	62,7	1	0,3	363	58,1	0	0,0		Quasi-complete separation of data points detected.				WARNING: The relative Hessian convergence criterion of 50.428711952 is greater than the limit of 0.0001. The convergence is questionable.			NE	Algorithm converged.	NE	NE	0,3384		NE	Algorithm converged.	NE	NE
Infections and infestations	Puncture site infection	Female	236	37,3	0	0,0	262	41,3	0	0,0	NE		NE	NE	NE	NE	NE	NE	NE	NE	NE	NE	NE	NE	NE	NE	NE	NE			NE	NE	NE
Infections and infestations	Pyelonephritis	Male	398	62,7	2	0,5	363	58,1	0	0,0		Quasi-complete separation of data points detected.				WARNING: Negative of Hessian not positive definite.			NE	Algorithm converged.	NE	NE	0,1754	0,0587	NE	Algorithm converged.	NE	NE
Infections and infestations	Pyelonephritis	Female	236	37,3	0	0,0	262	41,3	1	0,4		Quasi-complete separation of data points detected.				ERROR: Error in computing the link function, its derivatives, or the variance function.			0,00	Algorithm converged.	0,00	NE	0,3426		>999,99	Algorithm converged.	0,00	NE
Infections and infestations	Pyelonephritis chronic	Male	398	62,7	0	0,0	363	58,1	0	0,0	NE		NE	NE	NE	NE	NE	NE	NE	NE	NE	NE	NE	NE	NE	NE	NE	NE			NE	NE	NE
Infections and infestations	Pyelonephritis chronic	Female	236	37,3	0	0,0	262	41,3	1	0,4		Quasi-complete separation of data points detected.				ERROR: Error in computing the link function, its derivatives, or the variance function.			0,00	Algorithm converged.	0,00	NE	0,3426		>999,99	Algorithm converged.	0,00	NE
Infections and infestations	Pyoderma	Male	398	62,7	1	0,3	363	58,1	1	0,3		Quasi-complete separation of data points detected.				WARNING: Negative of Hessian not positive definite.			0,00	Algorithm converged.	0,00	NE	0,2963	NE	>999,99	Algorithm converged.	0,00	NE
Infections and infestations	Pyoderma	Female	236	37,3	0	0,0	262	41,3	0	0,0	NE		NE	NE	NE	NE	NE	NE	NE	NE	NE	NE	NE	NE	NE	NE	NE	NE			NE	NE	NE
Infections and infestations	Respiratory syncytial virus bronchitis	Male	398	62,7	0	0,0	363	58,1	0	0,0	NE		NE	NE	NE	NE	NE	NE	NE	NE	NE	NE	NE	NE	NE	NE	NE	NE			NE	NE	NE
Infections and infestations	Respiratory syncytial virus bronchitis	Female	236	37,3	0	0,0	262	41,3	1	0,4		Quasi-complete separation of data points detected.				ERROR: Error in computing the link function, its derivatives, or the variance function.			0,00	Algorithm converged.	0,00	NE	0,3426		>999,99	Algorithm converged.	0,00	NE
Infections and infestations	Respiratory tract infection	Male	398	62,7	0	0,0	363	58,1	0	0,0	NE		NE	NE	NE	NE	NE	NE	NE	NE	NE	NE	NE	NE	1,0000	NE	NE	NE			NE	NE	NE
Infections and infestations	Respiratory tract infection	Female	236	37,3	1	0,4	262	41,3	2	0,8	0,55	Convergence criterion (GCONV=1E-8) satisfied.	0,05	6,14	-0,003	Algorithm converged.	-0,017	0,010	0,56	Algorithm converged.	0,05	6,08	0,6251		1,80	Algorithm converged.	0,16	19,74
Infections and infestations	Rhinitis	Male	398	62,7	0	0,0	363	58,1	0	0,0		Quasi-complete separation of data points detected.				WARNING: Negative of Hessian not positive definite.			NE	Algorithm converged.	NE	NE	0,1754	0,0675	NE	Algorithm converged.	NE	NE
Infections and infestations	Rhinitis	Female	236	37,3	0	0,0	262	41,3	4	1,5		Quasi-complete separation of data points detected.				ERROR: Error in computing the link function, its derivatives, or the variance function.			0,00	Algorithm converged.	0,00	NE	0,0569		>999,99	Algorithm converged.	0,00	NE
Infections and infestations	Rhinovirus infection	Male	398	62,7	0	0,0	363	58,1	0	0,0	NE		NE	NE	NE	NE	NE	NE	NE	NE	NE	NE	NE	NE	NE	NE	NE	NE			NE	NE	NE
Infections and infestations	Rhinovirus infection	Female	236	37,3	1	0,4	262	41,3	0	0,0		Quasi-complete separation of data points detected.				WARNING: Negative of Hessian not positive definite.			NE	Algorithm converged.	NE	NE	0,2920		NE	Algorithm converged.	NE	NE
Infections and infestations	Scrotal cellulitis	Male	398	62,7	1	0,3	363	58,1	0	0,0		Quasi-complete separation of data points detected.				WARNING: The relative Hessian convergence criterion of 52.004603201 is greater than the limit of 0.0001. The convergence is questionable.			NE	Algorithm converged.	NE	NE	0,3384	NE	NE	Algorithm converged.	NE	NE
Infections and infestations	Scrotal cellulitis	Female	236	37,3	0	0,0	262	41,3	0	0,0	NE		NE	NE	NE	NE	NE	NE	NE	NE	NE	NE	NE	NE	NE	NE	NE	NE			NE	NE	NE
Infections and infestations	Sepsis	Male	398	62,7	2	0,5	363	58,1	4	1,7	0,30	Convergence criterion (GCONV=1E-8) satisfied.	0,06	1,51	-0,011	Algorithm converged.	-0,028	0,003	0,31	Algorithm converged.	0,06	1,50	0,1222	0,2655	3,27	Algorithm converged.	0,66	16,11
Infections and infestations	Sepsis	Female	236	37,3	0	0,0	262	41,3	3	1,1		Quasi-complete separation of data points detected.				ERROR: Error in computing the link function, its derivatives, or the variance function.			0,00	Algorithm converged.	0,00	NE	0,0955		>999,99	Algorithm converged.	0,00	NE
Infections and infestations	Septic coagulopathy	Male	398	62,7	0	0,0	363	58,1	0	0,0		Quasi-complete separation of data points detected.				WARNING: The relative Hessian convergence criterion of 50.428711952 is greater than the limit of 0.0001. The convergence is questionable.			NE	Algorithm converged.	NE	NE	0,3384	NE	NE	Algorithm converged.	NE	NE
Infections and infestations	Septic coagulopathy	Female	236	37,3	0	0,0	262	41,3	0	0,0	NE		NE	NE	NE	NE	NE	NE	NE	NE	NE	NE	NE	NE	NE	NE	NE	NE			NE	NE	NE
Infections and infestations	Septic shock	Male	398	62,7	1	0,3	363	58,1	1	0,3	0,92	Convergence criterion (GCONV=1E-8) satisfied.	0,06	14,71	0,000	Algorithm converged.	-0,008	0,007	0,92	Algorithm converged.	0,06	14,60	0,9503	1,0000	1,09	Algorithm converged.	0,07	17,38
Infections and infestations	Septic shock	Female	236	37,3	0	0,0	262	41,3	0	0,0	NE		NE	NE	NE	NE	NE	NE	NE	NE	NE	NE	NE	NE	NE	NE	NE	NE			NE	NE	NE
Infections and infestations	Sinusitis	Male	398	62,7	5	1,3	363	58,1	7	1,9	0,65	Convergence criterion (GCONV=1E-8) satisfied.	0,20	2,07	-0,007	Algorithm converged.	-0,025	0,011	0,65	Algorithm converged.	0,21	2,04	0,4653	0,6527	1,53	Algorithm converged.	0,49	4,77
Infections and infestations	Sinusitis	Female	236	37,3	9	3,8	262	41,3	11	4,2	0,90	Convergence criterion (GCONV=1E-8) satisfied.	0,37	2,22	-0,004	Algorithm converged.	-0,038	0,031	0,91	Algorithm converged.	0,38	2,17	0,8272		1,10	Algorithm converged.	0,46	2,61
Infections and infestations	Skin bacterial infection	Male	398	62,7	0	0,0	363	58,1	1	0,3		Quasi-complete separation of data points detected.				WARNING: Negative of Hessian not positive definite.			0,00	Algorithm converged.	0,00	NE	0,2963	NE	>999,99	Algorithm converged.	0,00	NE
Infections and infestations	Skin bacterial infection	Female	236	37,3	0	0,0	262	41,3	0	0,0	NE		NE	NE	NE	NE	NE	NE	NE	NE	NE	NE	NE	NE	NE	NE	NE	NE			NE	NE	NE
Infections and infestations	Skin infection	Male	398	62,7	0	0,0	363	58,1	1	0,3		Quasi-complete separation of data points detected.				WARNING: Negative of Hessian not positive definite.			0,00	Algorithm converged.	0,00	NE	0,2963	NE	>999,99	Algorithm converged.	0,00	NE
Infections and infestations	Skin infection	Female	236	37,3	0	0,0	262	41,3	0	0,0	NE		NE	NE	NE	NE	NE	NE	NE	NE	NE	NE	NE	NE	NE	NE	NE	NE			NE	NE	NE
Infections and infestations	Soft tissue infection	Male	398	62,7	0	0,0	363	58,1	0	0,0	NE		NE	NE	NE	NE	NE	NE	NE	NE	NE	NE	NE	NE	NE	NE	NE	NE			NE	NE	NE
Infections and infestations	Soft tissue infection	Female	236	37,3	1	0,4	262	41,3	0	0,0		Quasi-complete separation of data points detected.				WARNING: Negative of Hessian not positive definite.			NE	Algorithm converged.	NE	NE	0,2920		NE	Algorithm converged.	NE	NE
Infections and infestations	Staphylococcal infection	Male	398	62,7	1	0,3	363	58,1	1	0,3		Quasi-complete separation of data points detected.				WARNING: Negative of Hessian not positive definite.			0,00	Algorithm converged.	0,00	NE	0,2963	1,0000	>999,99	Algorithm converged.	0,00	NE
Infections and infestations	Staphylococcal infection	Female	236	37,3	0	0,0	262	41,3	1	0,4		Quasi-complete separation of data points detected.				ERROR: Error in computing the link function, its derivatives, or the variance function.			0,00	Algorithm converged.	0,00	NE	0,3426		>999,99	Algorithm converged.	0,00	NE
Infections and infestations	Subcutaneous abscess	Male	398	62,7	0	0,0	363	58,1	1	0,3		Quasi-complete separation of data points detected.				WARNING: Negative of Hessian not positive definite.			0,00	Algorithm converged.	0,00	NE	0,2963	0,1649	>999,99	Algorithm converged.	0,00	NE
Infections and infestations	Subcutaneous abscess	Female	236	37,3	2	0,8	262	41,3	1	0,4	2,23	Convergence criterion (GCONV=1E-8) satisfied.	0,20	24,76	0,005	Algorithm converged.	-0,059	0,019	2,22	Algorithm converged.	0,20	24,33	0,5028		0,45	Algorithm converged.	0,04	4,91
Infections and infestations	Suspected COVID-19	Male	398	62,7	1	0,3	363	58,1	1	0,3	0,92	Convergence criterion (GCONV=1E-8) satisfied.	0,06	14,71	0,000	Algorithm converged.	-0,008	0,007	0,92	Algorithm converged.	0,06	14,60	0,9509	0,3360	1,09	Algorithm converged.	0,07	17,38
Infections and infestations	Suspected COVID-19	Female	236	37,3	0	0,0	262	41,3	1	0,4		Quasi-complete separation of data points detected.				ERROR: Error in computing the link function, its derivatives, or the variance function.			0,00	Algorithm converged.	0,00	NE	0,3426		>999,99	Algorithm converged.	0,00	NE
Infections and infestations	Tinea pedis	Male	398	62,7	0	0,0	363	58,1	1	0,3		Quasi-complete separation of data points detected.				WARNING: Negative of Hessian not positive definite.			0,00	Algorithm converged.	0,00	NE	0,2963	1,0000	>999,99	Algorithm converged.	0,00	NE
Infections and infestations	Tinea pedis	Female	236	37,3	0	0,0	262	41,3	3	0,8		Quasi-complete separation of data points detected.				ERROR: Error in computing the link function, its derivatives, or the variance function.			0,00	Algorithm converged.	0,00	NE	0,1791		>999,99	Algorithm converged.	0,00	NE
Infections and infestations	Tonsillitis	Male	398	62,7	1	0,3	363	58,1	1	0,3	0,92	Convergence criterion (GCONV=1E-8) satisfied.	0,06	14,71	0,000	Algorithm converged.	-0,008	0,007	0,92	Algorithm converged.	0,06	14,60	0,9503	1,0000	1,09	Algorithm converged.	0,07	17,38
Infections and infestations	Tonsillitis	Female	236	37,3	0	0,0	262	41,3	0	0,0	NE		NE	NE	NE	NE	NE	NE	NE	NE	NE	NE	NE	NE	NE	NE	NE	NE			NE	NE	NE
Infections and infestations	Tooth abscess	Male	398	62,7	3	0,8	363	58,1	1	0,3	2,76	Convergence criterion (GCONV=1E-8) satisfied.	0,28	26,68	0,005	Algorithm converged.	-0,005	0,015	2,75	Algorithm converged.	0,29	26,22	0,3598	0,3197	0,36	Algorithm converged.	0,04	3,48
Infections and infestations	Tooth abscess	Female	236	37,3	1	0,4	262	41,3	2	0,8	0,55	Convergence criterion (GCONV=1E-8) satisfied.	0,05	6,14	-0,003	Algorithm converged.	-0,017	0,010	0,56	Algorithm converged.	0,05	6,08	0,6251		1,80	Algorithm converged.	0,16	19,74
Infections and infestations	Tooth infection	Male	398	62,7	0	0,0	363	58,1	3	0,8		Quasi-complete separation of data points detected.				WARNING: Negative of Hessian not positive definite.			0,00	Algorithm converged.	0,01	NE	0,1394	0,1240	>999,99	Algorithm converged.	0,00	NE
Infections and infestations	Tooth infection	Female	236	37,3	2	0,8	262	41,3	2	0,8	1,11	Convergence criterion (GCONV=1E-8) satisfied.	0,16	7,95	0,001	Algorithm converged.	-0,015	0,017	1,11	Algorithm converged.	0,16	7,82	0,9165		0,90	Algorithm converged.	0,13	6,34
Infections and infestations	Tracheitis	Male	398	62,7	1	0,3	363	58,1	1	0,3	0,92	Convergence criterion (GCONV=1E-8) satisfied.	0,06	14,71	0,000	Algorithm converged.	-0,008	0,007	0,92	Algorithm converged.	0,06	14,60	0,9509	0,3360	1,09	Algorithm converged.	0,07	17,38
Infections and infestations	Tracheitis	Female	236	37,3	0	0,0	262	41,3	1	0,4		Quasi-complete separation of data points detected.				ERROR: Error in computing the link function, its derivatives, or the variance function.			0,00	Algorithm converged.	0,00	NE	0,3426		>999,99	Algorithm converged.	0,00	NE
Infections and infestations	Upper respiratory tract infection	Male	398	62,7	11	2,8	363	58,1	8	2,2	1,76	Convergence criterion (GCONV=1E-8) satisfied.	0,62	4,64	0,011	Algorithm converged.	-0,010	0,032	1,68	Algorithm converged.	0,63	4,50	0,2958	0,5536	0,60	Algorithm converged.	0,22	1,59
Infections and infestations	Upper respiratory tract infection	Female	236	37,3	8	3,4	262	41,3	8	3,1	1,13	Convergence criterion (GCONV=1E-8) satisfied.	0,41	3,02	0,003	Algorithm converged.	-0,028	0,034	1,11	Algorithm converged.	0,42	2,91	0,8318		0,90	Algorithm converged.	0,14	0,96
Infections and infestations	Urethritis	Male	398	62,7	0	0,0	363	58,1	0	0,0	NE		NE	NE	NE	NE	NE	NE	NE	NE	NE	NE	NE	NE	NE	NE	NE	NE			NE	NE	NE
Infections and infestations	Urethritis	Female	236	37,3	1	0,4	262	41,3	1	0,4		Quasi-complete separation of data points detected.				ERROR: Error in computing the link function, its derivatives, or the variance function.			0,00	Algorithm converged.	0,00	NE	0,3426		>999,99	Algorithm converged.	0,00	NE
Infections and infestations	Urinary tract infection	Male	398	62,7	3	0,8	363	58,1	16	4,4	0,17	Convergence criterion (GCONV=1E-8) satisfied.	0,05	0,57	-0,037	Algorithm converged.	-0,059	-0,016	0,17	Algorithm converged.	0,05	0,59	0,0013	0,0045	5,82	Algorithm converged.	1,71	19,80
Infections and infestations	Urinary tract infection	Female	236	37,3	29	12,3	262	41,3	35	13,4	0,91	Convergence criterion (GCONV=1E-8) satisfied.	0,54	1,54	-0,011	Algorithm converged.	-0,069	0,048	0,92	Algorithm converged.	0,58	1,46	0,7218		1,00	Algorithm converged.	0,49	1,72
Infections and infestations	Urinary tract infection bacterial	Male	398	62,7	0	0,0	363	58,1	0	0,0	NE		NE	NE	NE	NE	NE	NE	NE	NE	NE	NE	NE	NE	NE	NE	NE	NE			NE	NE	NE
Infections and infestations	Urinary tract infection bacterial	Female	236	37,3	1	0,4	262	41,3	0	0,0		Quasi-complete separation of data points detected.				WARNING: Negative of Hessian not positive definite.			NE	Algorithm converged.	NE	NE	0,2920		NE	Algorithm converged.	NE	NE
Infections and infestations	Viral infection	Male	398	62,7	2	0,5	363	58,1	1	0,3	1,84	Convergence criterion (GCONV=1E-8) satisfied.	0,17	20,35	0,002	Algorithm converged.	-0,007	0,011	1,83	Algorithm converged.	0,17	20,23	0,6148	0,3746	0,92	Algorithm converged.	0,05	5,85
Infections and infestations	Viral infection	Female	236	37,3	1	0,4	262	41,3	0	0,0		Quasi-complete separation of data points detected.				WARNING: Negative of Hessian not positive definite.			NE	Algorithm converged.	NE	NE	0,2920		NE	Algorithm converged.	NE	NE
Infections and infestations	Viral labyrinthitis	Male	398	62,7	0	0,0	363	58,1	1	0,3		Quasi-complete separation of data points detected.				WARNING: Negative of Hessian not positive definite.			0,00	Algorithm converged.	0,00	NE	0,2963	NE	>999,99	Algorithm converged.	0,00	NE
Infections and infestations	Viral labyrinthitis	Female	236	37,3	0	0,0	262	41,3	0	0,0	NE		NE	NE	NE	NE	NE	NE	NE	NE	NE	NE	NE	NE	NE	NE	NE	NE			NE	NE	NE
Infections and infestations	Viral upper respiratory tract infection	Male	398	62,7	0	0,0	363	58,1	0	0,0	NE		NE	NE	NE	NE	NE	NE	NE	NE	NE	NE	NE	NE	NE	NE	NE	NE			NE	NE	NE
Infections and infestations	Viral upper respiratory tract infection	Female	236	37,3	0	0,0	262	41,3	2	0,8		Quasi-complete separation of data points detected.				ERROR: Error in computing the link function, its derivatives, or the variance function.			0,00	Algorithm converged.	0,00	NE	0,1791		>999,99	Algorithm converged.	0,00	NE
Infections and infestations	Vulvitis	Male	398	62,7	0	0,0	363	58,1	0	0,0	NE		NE	NE	NE	NE	NE	NE	NE	NE	NE	NE	NE	NE	NE	NE	NE	NE			NE	NE	NE
Infections and infestations	Vulvitis	Female	236	37,3	0	0,0	262	41,3	1	0,4		Quasi-complete separation of data points detected.				ERROR: Error in computing the link function, its derivatives, or the variance function.			0,00	Algorithm converged.	0,00	NE	0,3426		>999,99	Algorithm converged.	0,00	NE

Infections and infestations	Vulvovaginal mycotic infection	Male	396	62,7	0	0,0	363	58,1	0	0,0	NE			NE	NE	NE		NE	NE	NE	NE		NE	NE	NE	NE	NE	NE		NE	NE	NE
Infections and infestations	Vulvovaginal mycotic infection	Female	236	37,3	0	0,0	262	41,9	4	1,5		*	Quasi-complete separation of data points detected.				*	ERROR: Error in computing the link function, its derivatives, or the variance function.			0,00		Algorithm converged.	0,00	NE	0,0569		>999.99		Algorithm converged.	0,00	NE
Infections and infestations	Wound infection	Male	396	62,7	2	0,5	363	58,1	0	0,0		*	Quasi-complete separation of data points detected.				*	WARNING: Negative of Hessian not positive definite.			NE		Algorithm converged.	NE	NE	0,1754	NE	NE		Algorithm converged.	NE	NE
Infections and infestations	Wound infection	Female	236	37,3	0	0,0	262	41,9	0	0,0	NE			NE	NE	NE		NE	NE	NE	NE		NE	NE	NE	NE		NE		NE	NE	NE
Injury, poisoning and procedural complications		Male	396	62,7	68	17,2	363	58,1	51	14,0	1,27		Convergence criterion (GCONV=1E-8) satisfied.	0,85	1,88	0,031		Algorithm converged.	-0,020	0,083	1,22		Algorithm converged.	0,88	1,71	0,2376	0,3015	0,82		Algorithm converged.	0,59	1,14
Injury, poisoning and procedural complications		Female	236	37,3	47	19,9	262	41,9	55	21,0	0,94		Convergence criterion (GCONV=1E-8) satisfied.	0,60	1,45	-0,011		Algorithm converged.	-0,082	0,060	0,95		Algorithm converged.	0,67	1,34	0,7664		1,05		Algorithm converged.	0,74	1,49
Injury, poisoning and procedural complications	Accident	Male	396	62,7	0	0,0	363	58,1	0	0,0	NE			NE	NE	NE		NE	NE	NE	NE		NE	NE	NE	NE	NE	NE		NE	NE	NE
Injury, poisoning and procedural complications	Accident	Female	236	37,3	1	0,4	262	41,9	0	0,0		*	Quasi-complete separation of data points detected.				*	WARNING: Negative of Hessian not positive definite.			NE		Algorithm converged.	NE	NE	0,2920		NE		Algorithm converged.	NE	NE
Injury, poisoning and procedural complications	Accidental exposure to product	Male	396	62,7	1	0,3	363	58,1	0	0,0		*	Quasi-complete separation of data points detected.				*	WARNING: The relative Hessian convergence criterion of 52.004609201 is greater than the limit of 0.0001. The convergence is questionable.			NE		Algorithm converged.	NE	NE	0,3384	NE	NE		Algorithm converged.	NE	NE
Injury, poisoning and procedural complications	Accidental exposure to product	Female	236	37,3	0	0,0	262	41,9	0	0,0	NE			NE	NE	NE		NE	NE	NE	NE		NE	NE	NE	NE		NE		NE	NE	NE
Injury, poisoning and procedural complications	Animal bite	Male	396	62,7	2	0,5	363	58,1	0	0,0		*	Quasi-complete separation of data points detected.				*	WARNING: Negative of Hessian not positive definite.			NE		Algorithm converged.	NE	NE	0,1754	1,0000	NE		Algorithm converged.	NE	NE
Injury, poisoning and procedural complications	Animal bite	Female	236	37,3	1	0,4	262	41,9	0	0,0		*	Quasi-complete separation of data points detected.				*	WARNING: Negative of Hessian not positive definite.			NE		Algorithm converged.	NE	NE	0,2920		NE		Algorithm converged.	NE	NE
Injury, poisoning and procedural complications	Ankle fracture	Male	396	62,7	1	0,3	363	58,1	1	0,3	0,92		Convergence criterion (GCONV=1E-8) satisfied.	0,06	14,71	0,000		Algorithm converged.	-0,008	0,007	0,92		Algorithm converged.	0,06	14,60	0,9509	0,2140	1,09		Algorithm converged.	0,07	17,38
Injury, poisoning and procedural complications	Ankle fracture	Female	236	37,3	0	0,0	262	41,9	2	0,8		*	Quasi-complete separation of data points detected.				*	ERROR: Error in computing the link function, its derivatives, or the variance function.			0,00		Algorithm converged.	0,00	NE	0,1791		>999.99		Algorithm converged.	0,00	NE
Injury, poisoning and procedural complications	Anterior capsular rupture	Male	396	62,7	1	0,3	363	58,1	0	0,0		*	Quasi-complete separation of data points detected.				*	WARNING: The relative Hessian convergence criterion of 52.004609201 is greater than the limit of 0.0001. The convergence is questionable.			NE		Algorithm converged.	NE	NE	0,3384	NE	NE		Algorithm converged.	NE	NE
Injury, poisoning and procedural complications	Anterior capsular rupture	Female	236	37,3	0	0,0	262	41,9	0	0,0	NE			NE	NE	NE		NE	NE	NE	NE		NE	NE	NE	NE		NE		NE	NE	NE
Injury, poisoning and procedural complications	Arthropod bite	Male	396	62,7	2	0,5	363	58,1	2	0,6	0,92		Convergence criterion (GCONV=1E-8) satisfied.	0,13	6,54	0,000		Algorithm converged.	-0,011	0,010	0,92		Algorithm converged.	0,13	6,47	0,9305	0,8919	1,09		Algorithm converged.	0,15	7,70
Injury, poisoning and procedural complications	Arthropod bite	Female	236	37,3	2	0,8	262	41,9	2	0,8	1,11		Convergence criterion (GCONV=1E-8) satisfied.	0,16	7,95	0,001		Algorithm converged.	-0,015	0,017	1,11		Algorithm converged.	0,16	7,82	0,9165		0,90		Algorithm converged.	0,13	6,34
Injury, poisoning and procedural complications	Bone contusion	Male	396	62,7	1	0,3	363	58,1	0	0,0		*	Quasi-complete separation of data points detected.				*	WARNING: The relative Hessian convergence criterion of 50.428711952 is greater than the limit of 0.0001. The convergence is questionable.			NE		Algorithm converged.	NE	NE	0,3384	0,4426	NE		Algorithm converged.	NE	NE
Injury, poisoning and procedural complications	Bone contusion	Female	236	37,3	2	0,8	262	41,9	1	0,4	2,23		Convergence criterion (GCONV=1E-8) satisfied.	0,20	24,76	0,005		Algorithm converged.	-0,009	0,019	2,22		Algorithm converged.	0,20	24,33	0,5028		0,45		Algorithm converged.	0,04	4,93
Injury, poisoning and procedural complications	Bone fissure	Male	396	62,7	2	0,5	363	58,1	0	0,0		*	Quasi-complete separation of data points detected.				*	WARNING: Negative of Hessian not positive definite.			NE		Algorithm converged.	NE	NE	0,1754	NE	NE		Algorithm converged.	NE	NE
Injury, poisoning and procedural complications	Bone fissure	Female	236	37,3	0	0,0	262	41,9	0	0,0	NE			NE	NE	NE		NE	NE	NE	NE		NE	NE	NE	NE		NE		NE	NE	NE
Injury, poisoning and procedural complications	Burns second degree	Male	396	62,7	0	0,0	363	58,1	1	0,3		*	Quasi-complete separation of data points detected.				*	WARNING: Negative of Hessian not positive definite.			0,00		Algorithm converged.	0,00	NE	0,2963	NE	>999.99		Algorithm converged.	0,00	NE
Injury, poisoning and procedural complications	Burns second degree	Female	236	37,3	0	0,0	262	41,9	0	0,0	NE			NE	NE	NE		NE	NE	NE	NE		NE	NE	NE	NE		NE		NE	NE	NE
Injury, poisoning and procedural complications	Cartilage injury	Male	396	62,7	1	0,3	363	58,1	1	0,3	0,92		Convergence criterion (GCONV=1E-8) satisfied.	0,06	14,71	0,000		Algorithm converged.	-0,008	0,007	0,92		Algorithm converged.	0,06	14,60	0,9509	1,0000	1,09		Algorithm converged.	0,07	17,38
Injury, poisoning and procedural complications	Cartilage injury	Female	236	37,3	0	0,0	262	41,9	0	0,0	NE			NE	NE	NE		NE	NE	NE	NE		NE	NE	NE	NE		NE		NE	NE	NE
Injury, poisoning and procedural complications	Cataract operation complication	Male	396	62,7	0	0,0	363	58,1	0	0,0	NE			NE	NE	NE		NE	NE	NE	NE		NE	NE	NE	NE	NE	NE		NE	NE	NE
Injury, poisoning and procedural complications	Cataract operation complication	Female	236	37,3	0	0,0	262	41,9	1	0,4		*	Quasi-complete separation of data points detected.				*	ERROR: Error in computing the link function, its derivatives, or the variance function.			0,00		Algorithm converged.	0,00	NE	0,3426		>999.99		Algorithm converged.	0,00	NE
Injury, poisoning and procedural complications	Cataract traumatic	Male	396	62,7	1	0,3	363	58,1	0	0,0		*	Quasi-complete separation of data points detected.				*	WARNING: The relative Hessian convergence criterion of 50.428711952 is greater than the limit of 0.0001. The convergence is questionable.			NE		Algorithm converged.	NE	NE	0,3384	NE	NE		Algorithm converged.	NE	NE
Injury, poisoning and procedural complications	Cataract traumatic	Female	236	37,3	0	0,0	262	41,9	0	0,0	NE			NE	NE	NE		NE	NE	NE	NE		NE	NE	NE	NE		NE		NE	NE	NE
Injury, poisoning and procedural complications	Chemical burns of eye	Male	396	62,7	0	0,0	363	58,1	1	0,3		*	Quasi-complete separation of data points detected.				*	WARNING: Negative of Hessian not positive definite.			0,00		Algorithm converged.	0,00	NE	0,2963	NE	>999.99		Algorithm converged.	0,00	NE
Injury, poisoning and procedural complications	Chemical burns of eye	Female	236	37,3	0	0,0	262	41,9	0	0,0	NE			NE	NE	NE		NE	NE	NE	NE		NE	NE	NE	NE		NE		NE	NE	NE
Injury, poisoning and procedural complications	Concussion	Male	396	62,7	1	0,3	363	58,1	0	0,0		*	Quasi-complete separation of data points detected.				*	WARNING: The relative Hessian convergence criterion of 52.004609201 is greater than the limit of 0.0001. The convergence is questionable.			NE		Algorithm converged.	NE	NE	0,3384	NE	NE		Algorithm converged.	NE	NE
Injury, poisoning and procedural complications	Concussion	Female	236	37,3	0	0,0	262	41,9	0	0,0	NE			NE	NE	NE		NE	NE	NE	NE		NE	NE	NE	NE		NE		NE	NE	NE
Injury, poisoning and procedural complications	Contraindicated product administered	Male	396	62,7	0	0,0	363	58,1	1	0,3		*	Quasi-complete separation of data points detected.				*	WARNING: Negative of Hessian not positive definite.			0,00		Algorithm converged.	0,00	NE	0,2963	NE	>999.99		Algorithm converged.	0,00	NE
Injury, poisoning and procedural complications	Contraindicated product administered	Female	236	37,3	0	0,0	262	41,9	0	0,0	NE			NE	NE	NE		NE	NE	NE	NE		NE	NE	NE	NE		NE		NE	NE	NE
Injury, poisoning and procedural complications	Contusion	Male	396	62,7	3	0,8	363	58,1	2	0,6	1,38		Convergence criterion (GCONV=1E-8) satisfied.	0,23	8,29	0,002		Algorithm converged.	-0,009	0,014	1,37		Algorithm converged.	0,23	8,18	0,7254	0,8460	0,73		Algorithm converged.	0,12	4,33
Injury, poisoning and procedural complications	Contusion	Female	236	37,3	5	2,1	262	41,9	5	1,9	1,11		Convergence criterion (GCONV=1E-8) satisfied.	0,32	3,89	0,002		Algorithm converged.	-0,023	0,027	1,11		Algorithm converged.	0,33	3,79	0,8675		0,90		Algorithm converged.	0,26	3,07
Injury, poisoning and procedural complications	Corneal abrasion	Male	396	62,7	6	1,5	363	58,1	2	0,6	2,78		Convergence criterion (GCONV=1E-8) satisfied.	0,56	13,84	0,010		Algorithm converged.	-0,005	0,024	2,75		Algorithm converged.	0,56	13,54	0,1941	0,3888	0,36		Algorithm converged.	0,07	1,79
Injury, poisoning and procedural complications	Corneal abrasion	Female	236	37,3	4	1,7	262	41,9	4	1,5	1,11		Convergence criterion (GCONV=1E-8) satisfied.	0,28	4,50	0,002		Algorithm converged.	-0,020	0,024	1,11		Algorithm converged.	0,28	4,39	0,8816		0,90		Algorithm converged.	0,23	3,56
Injury, poisoning and procedural complications	Elschnig's bodies	Male	396	62,7	1	0,3	363	58,1	0	0,0		*	Quasi-complete separation of data points detected.				*	WARNING: The relative Hessian convergence criterion of 53.68217724 is greater than the limit of 0.0001. The convergence is questionable.			NE		Algorithm converged.	NE	NE	0,3384	NE	NE		Algorithm converged.	NE	NE
Injury, poisoning and procedural complications	Elschnig's bodies	Female	236	37,3	0	0,0	262	41,9	0	0,0	NE			NE	NE	NE		NE	NE	NE	NE		NE	NE	NE	NE		NE		NE	NE	NE
Injury, poisoning and procedural complications	Epicondylitis	Male	396	62,7	1	0,3	363	58,1	0	0,0		*	Quasi-complete separation of data points detected.				*	WARNING: The relative Hessian convergence criterion of 52.004609201 is greater than the limit of 0.0001. The convergence is questionable.			NE		Algorithm converged.	NE	NE	0,3384	NE	NE		Algorithm converged.	NE	NE
Injury, poisoning and procedural complications	Epicondylitis	Female	236	37,3	0	0,0	262	41,9	0	0,0	NE			NE	NE	NE		NE	NE	NE	NE		NE	NE	NE	NE		NE		NE	NE	NE
Injury, poisoning and procedural complications	Eye contusion	Male	396	62,7	1	0,3	363	58,1	1	0,3	0,92		Convergence criterion (GCONV=1E-8) satisfied.	0,06	14,71	0,000		Algorithm converged.	-0,008	0,007	0,92		Algorithm converged.	0,06	14,60	0,9509	1,0000	1,09		Algorithm converged.	0,07	17,38
Injury, poisoning and procedural complications	Eye contusion	Female	236	37,3	0	0,0	262	41,9	0	0,0	NE			NE	NE	NE		NE	NE	NE	NE		NE	NE	NE	NE		NE		NE	NE	NE
Injury, poisoning and procedural complications	Face injury	Male	396	62,7	1	0,3	363	58,1	0	0,0		*	Quasi-complete separation of data points detected.				*	WARNING: The relative Hessian convergence criterion of 50.428711952 is greater than the limit of 0.0001. The convergence is questionable.			NE		Algorithm converged.	NE	NE	0,3384	NE	NE		Algorithm converged.	NE	NE
Injury, poisoning and procedural complications	Face injury	Female	236	37,3	0	0,0	262	41,9	0	0,0	NE			NE	NE	NE		NE	NE	NE	NE		NE	NE	NE	NE		NE		NE	NE	NE
Injury, poisoning and procedural complications	Facial bones fracture	Male	396	62,7	2	0,5	363	58,1	0	0,0		*	Quasi-complete separation of data points detected.				*	WARNING: Negative of Hessian not positive definite.			NE		Algorithm converged.	NE	NE	0,1754	NE	NE		Algorithm converged.	NE	NE
Injury, poisoning and procedural complications	Facial bones fracture	Female	236	37,3	0	0,0	262	41,9	0	0,0	NE			NE	NE	NE		NE	NE	NE	NE		NE	NE	NE	NE		NE		NE	NE	NE
Injury, poisoning and procedural complications	Fall	Male	396	62,7	16	4,0	363	58,1	6	1,7	2,51		Convergence criterion (GCONV=1E-8) satisfied.	0,97	6,47	0,024		Algorithm converged.	0,000	0,047	2,44		Algorithm converged.	0,97	6,18	0,0503	0,0668	0,41		Algorithm converged.	0,16	1,03
Injury, poisoning and procedural complications	Fall	Female	236	37,3	14	5,9	262	41,9	18	6,9	0,85		Convergence criterion (GCONV=1E-8) satisfied.	0,42	1,76	-0,009		Algorithm converged.	-0,052	0,034	0,86		Algorithm converged.	0,44	1,70	0,6702		1,16		Algorithm converged.	0,59	2,28
Injury, poisoning and procedural complications	Femoral neck fracture	Male	396	62,7	1	0,3	363	58,1	0	0,0		*	Quasi-complete separation of data points detected.				*	WARNING: The relative Hessian convergence criterion of 50.428711952 is greater than the limit of 0.0001. The convergence is questionable.			NE		Algorithm converged.	NE	NE	0,3384	0,2140	NE		Algorithm converged.	NE	NE
Injury, poisoning and procedural complications	Femoral neck fracture	Female	236	37,3	1	0,4	262	41,9	2	0,8	0,55		Convergence criterion (GCONV=1E-8) satisfied.	0,05	6,14	-0,003		Algorithm converged.	-0,017	0,010	0,56		Algorithm converged.	0,05	6,08	0,6251		1,80		Algorithm converged.	0,16	19,74
Injury, poisoning and procedural complications	Femur fracture	Male	396	62,7	0	0,0	363	58,1	1	0,3		*	Quasi-complete separation of data points detected.				*	WARNING: Negative of Hessian not positive definite.			0,00		Algorithm converged.	0,00	NE	0,2963	0,0847	>999.99		Algorithm converged.	0,00	NE
Injury, poisoning and procedural complications	Femur fracture	Female	236	37,3	1	0,4	262	41,9	0	0,0		*	Quasi-complete separation of data points detected.				*	WARNING: Negative of Hessian not positive definite.			NE		Algorithm converged.	NE	NE	0,2920		NE		Algorithm converged.	NE	NE
Injury, poisoning and procedural complications	Foot fracture	Male	396	62,7	2	0,5	363	58,1	3	0,8	0,61		Convergence criterion (GCONV=1E-8) satisfied.	0,10	3,67	-0,003		Algorithm converged.	-0,015	0,008	0,61		Algorithm converged.	0,10	3,64	0,5848	0,2300	1,64		Algorithm converged.	0,27	9,74
Injury, poisoning and procedural complications	Foot fracture	Female	236	37,3	0	0,0	262	41,9	2	0,8		*	Quasi-complete separation of data points detected.				*	ERROR: Error in computing the link function, its derivatives, or the variance function.			0,00		Algorithm converged.	0,00	NE	0,1791		>999.99		Algorithm converged.	0,00	NE
Injury, poisoning and procedural complications	Foreign body	Male	396	62,7	1	0,3	363	58,1	0	0,0		*	Quasi-complete separation of data points detected.				*	WARNING: The relative Hessian convergence criterion of 52.004609201 is greater than the limit of 0.0001. The convergence is questionable.			NE		Algorithm converged.	NE	NE	0,3384	NE	NE		Algorithm converged.	NE	NE
Injury, poisoning and procedural complications	Foreign body	Female	236	37,3	0	0,0	262	41,9	0	0,0	NE			NE	NE	NE		NE	NE	NE	NE		NE	NE	NE	NE		NE		NE	NE	NE
Injury, poisoning and procedural complications	Foreign body in eye	Male	396	62,7	2	0,5	363	58,1	2	0,6	0,92		Convergence criterion (GCONV=1E-8) satisfied.	0,13	6,54	0,000		Algorithm converged.	-0,011	0,010	0,92		Algorithm converged.	0,13	6,47	0,9305	1,0000	1,09		Algorithm converged.	0,15	7,70
Injury, poisoning and procedural complications	Foreign body in eye	Female	236	37,3	0	0,0	262	41,9	0	0,0	NE			NE	NE	NE		NE	NE	NE	NE		NE	NE	NE	NE		NE		NE	NE	NE
Injury, poisoning and procedural complications	Foreign body in throat	Male	396	62,7	1	0,3	363	58,1	0	0,0		*	Quasi-complete separation of data points detected.				*	WARNING: The relative Hessian convergence criterion of 53.68217724 is greater than the limit of 0.0001. The convergence is questionable.			NE		Algorithm converged.	NE	NE	0,3384	NE	NE		Algorithm converged.	NE	NE
Injury, poisoning and procedural complications	Foreign body in throat	Female	236	37,3	0	0,0	262	41,9	0	0,0	NE			NE	NE	NE		NE	NE	NE	NE		NE	NE	NE	NE		NE		NE	NE	NE
Injury, poisoning and procedural complications	Fracture displacement	Male	396	62,7	0	0,0	363	58,1	1	0,3		*	Quasi-complete separation of data points detected.				*	WARNING: Negative of Hessian not positive definite.			0,00		Algorithm converged.	0,00	NE	0,2963	NE	>999.99		Algorithm converged.	0,00	NE
Injury, poisoning and procedural complications	Fracture displacement	Female	236	37,3	0	0,0	262	41,9	0	0,0	NE			NE	NE	NE		NE	NE	NE	NE		NE	NE	NE	NE		NE		NE	NE	NE
Injury, poisoning and procedural complications	Hand fracture	Male	396	62,7	1	0,3	363	58,1	0	0,0		*	Quasi-complete separation of data points detected.				*	WARNING: The relative Hessian convergence criterion of 53.68217724 is greater than the limit of 0.0001. The convergence is questionable.			NE		Algorithm converged.	NE	NE	0,3384	0,3360	NE		Algorithm converged.	NE	NE
Injury, poisoning and procedural complications	Hand fracture	Female	236	37,3	1	0,4	262	41,9	1	0,4	1,11		Convergence criterion (GCONV=1E-8) satisfied.	0,07	17,86	0,000		Algorithm converged.	-0,011	0,012	1,11		Algorithm converged.	0,07	17,65	0,9410		0,90		Algorithm converged.	0,06	14,32
Injury, poisoning and procedural complications	Head injury	Male	396	62,7	1	0,3	363	58,1	1	0,3	0,92		Convergence criterion (GCONV=1E-8) satisfied.	0,06	14,71	0,000		Algorithm converged.	-0,008	0,007	0,92		Algorithm converged.	0,06	14,60	0,9509	0,1220	1,09		Algorithm converged.	0,07	17,38
Injury, poisoning and procedural complications	Head injury	Female	236	37,3	0	0,0	262	41,9	4	1,5		*	Quasi-complete separation of data points detected.				*	ERROR: Error in computing the link function, its derivatives, or the variance function.			0,00		Algorithm converged.	0,00	NE	0,0569		>999.99		Algorithm converged.	0,00	NE
Injury, poisoning and procedural complications	Hip fracture	Male	396	62,7	0	0,0	363	58,1	0	0,0	NE			NE	NE	NE		NE	NE	NE	NE		NE	NE	NE	NE	NE	NE		NE	NE	NE
Injury, poisoning and procedural complications	Hip fracture	Female	236	37,3	1	0,4	262	41,9	0	0,0		*	Quasi-complete separation of data points detected.				*	WARNING: Negative of Hessian not positive definite.			NE		Algorithm converged.	NE	NE	0,2920		NE		Algorithm converged.	NE	NE
Injury, poisoning and procedural complications	Humerus fracture	Male	396	62,7	0	0,0	363	58,1	0	0,0	NE			NE	NE	NE		NE	NE	NE	NE		NE	NE	NE	NE	1,0000	NE		NE	NE	NE
Injury, poisoning and procedural complications	Humerus fracture	Female	236	37,3	1	0,4	262	41,9	1	0,4	1,11		Convergence criterion (GCONV=1E-8) satisfied.	0,07	17,86	0,000		Algorithm converged.	-0,011	0,012	1,11		Algorithm converged.	0,07	17,65	0,9410		0,90		Algorithm converged.	0,06	14,32
Injury, poisoning and procedural complications	Ilium fracture	Male	396	62,7	1	0,3	363	58,1	0	0,0		*	Quasi-complete separation of data points detected.				*	WARNING: The relative Hessian convergence criterion of 53.68217724 is greater than the limit of 0.0001. The convergence is questionable.			NE		Algorithm converged.	NE	NE	0,3384	NE	NE		Algorithm converged.	NE	NE
Injury, poisoning and procedural complications	Ilium fracture	Female	236	37,3	0	0,0	262	41,9	0	0,0	NE			NE	NE	NE		NE	NE	NE	NE		NE	NE	NE	NE		NE		NE	NE	NE
Injury, poisoning and procedural complications	Incision site pain	Male	396	62,7	1	0,3	363	58,1	0	0,0		*	Quasi-complete separation of data points detected.				*	WARNING: The relative Hessian convergence criterion of 52.004609201 is greater than the limit of 0.0001. The convergence is questionable.			NE		Algorithm converged.	NE	NE	0,3384	NE	NE		Algorithm converged.	NE	NE
Injury, poisoning and procedural complications	Incision site pain	Female	236	37,3	0	0,0	262	41,9	0	0,0	NE			NE	NE	NE		NE	NE	NE	NE		NE	NE	NE	NE		NE		NE	NE	NE
Injury, poisoning and procedural complications	Joint injury	Male	396	62,7	0	0,0	363	58,1	0	0,0	NE			NE	NE	NE		NE	NE	NE	NE		NE	NE	NE	NE	NE	NE		NE	NE	NE
Injury, poisoning and procedural complications	Joint injury	Female	236	37,3	1	0,4	262	41,9	0	0,0		*	Quasi-complete separation of data points detected.				*	WARNING: Negative of Hessian not positive definite.			NE		Algorithm converged.	NE	NE	0,2920		NE		Algorithm converged.	NE	NE
Injury, poisoning and procedural complications	Ligament injury	Male	396	62,7	0	0,0	363	58,1	1	0,3		*	Quasi-complete separation of data points detected.				*	WARNING: Negative of Hessian not positive definite.			0,00		Algorithm converged.	0,00	NE	0,2963	NE	>999.99		Algorithm converged.	0,00	NE
Injury, poisoning and procedural complications	Ligament injury	Female	236	37,3	0	0,0	262	41,9	0	0,0	NE			NE	NE	NE		NE	NE	NE	NE		NE	NE	NE	NE		NE		NE	NE	NE
Injury, poisoning and procedural complications	Ligament rupture	Male	396	62,7	0	0,0	363	58,1	1	0,3		*	Quasi-complete separation of data points detected.				*	WARNING: Negative of Hessian not positive definite.			0,00		Algorithm converged.	0,00	NE	0,2963	1,0000	>999.99		Algorithm converged.	0,00	NE
Injury, poisoning and procedural complications	Ligament rupture	Female	236	37,3	0	0,0	262	41,9	1	0,4		*	Quasi-complete separation of data points detected.				*	ERROR: Error in computing the link function, its derivatives, or the variance function.			0,00		Algorithm converged.	0,00	NE	0,3426		>999.99		Algorithm converged.	0,00	NE
Injury, poisoning and procedural complications	Ligament sprain	Male	396	62,7	1	0,3	363	58,1	1	0,3	0,92		Convergence criterion (GCONV=1E-8) satisfied.	0,06	14,71	0,000		Algorithm converged.	-0,008	0,007	0,92		Algorithm converged.	0,06	14,60	0,9509	0,7874	1,09		Algorithm converged.	0,07	17,38
Injury, poisoning and procedural complications	Ligament sprain	Female	236	37,3	1	0,4	262	41,9	2	0,8	0,55		Convergence criterion (GCONV=1E-8) satisfied.	0,05	6,14	-0,003		Algorithm converged.	-0,017	0,010	0,56		Algorithm converged.	0,05	6,08	0,6251		1,80		Algorithm converged.	0,16	19,74

| | | |

| | | |

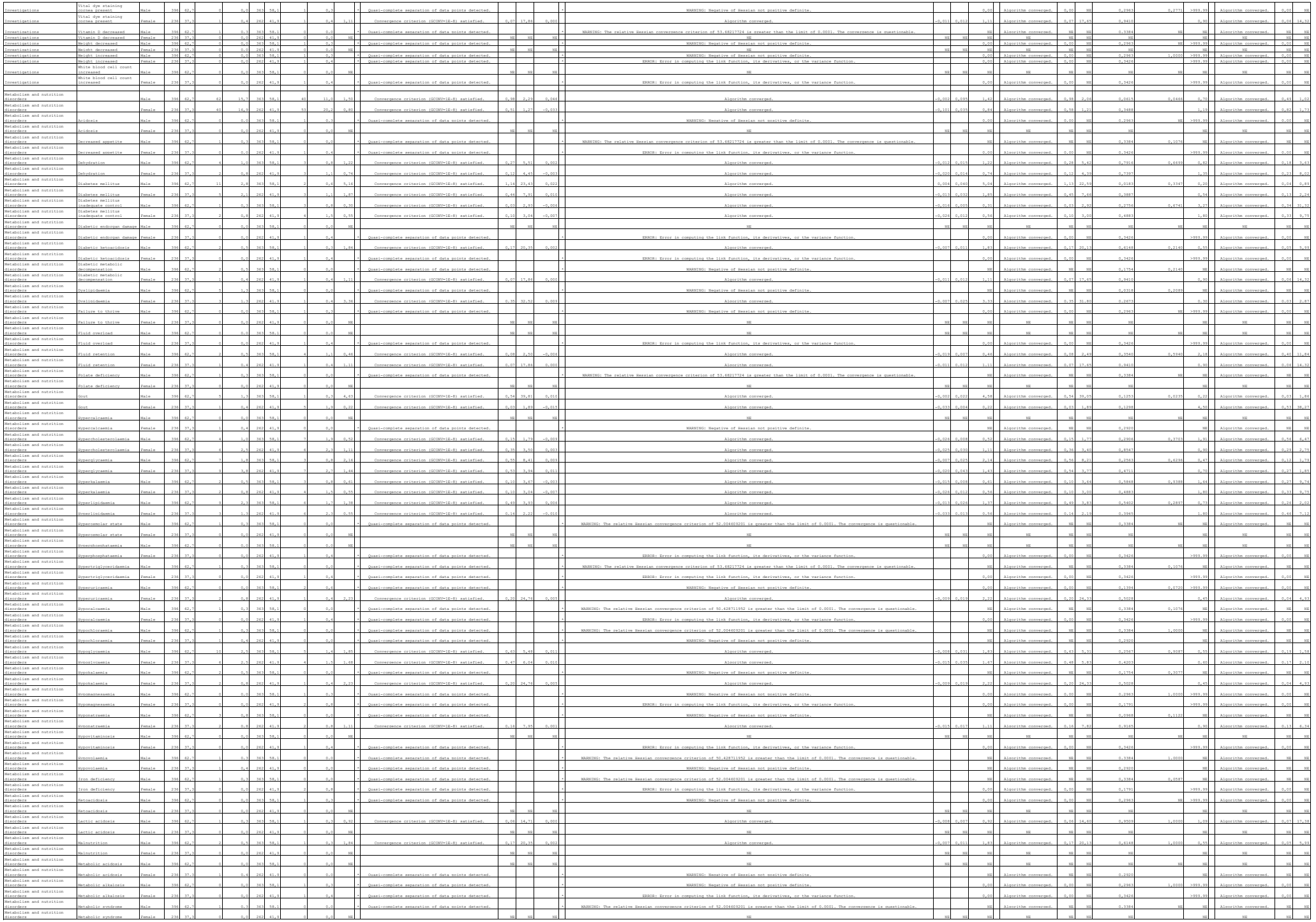

| | | |



| | | |

| | | |

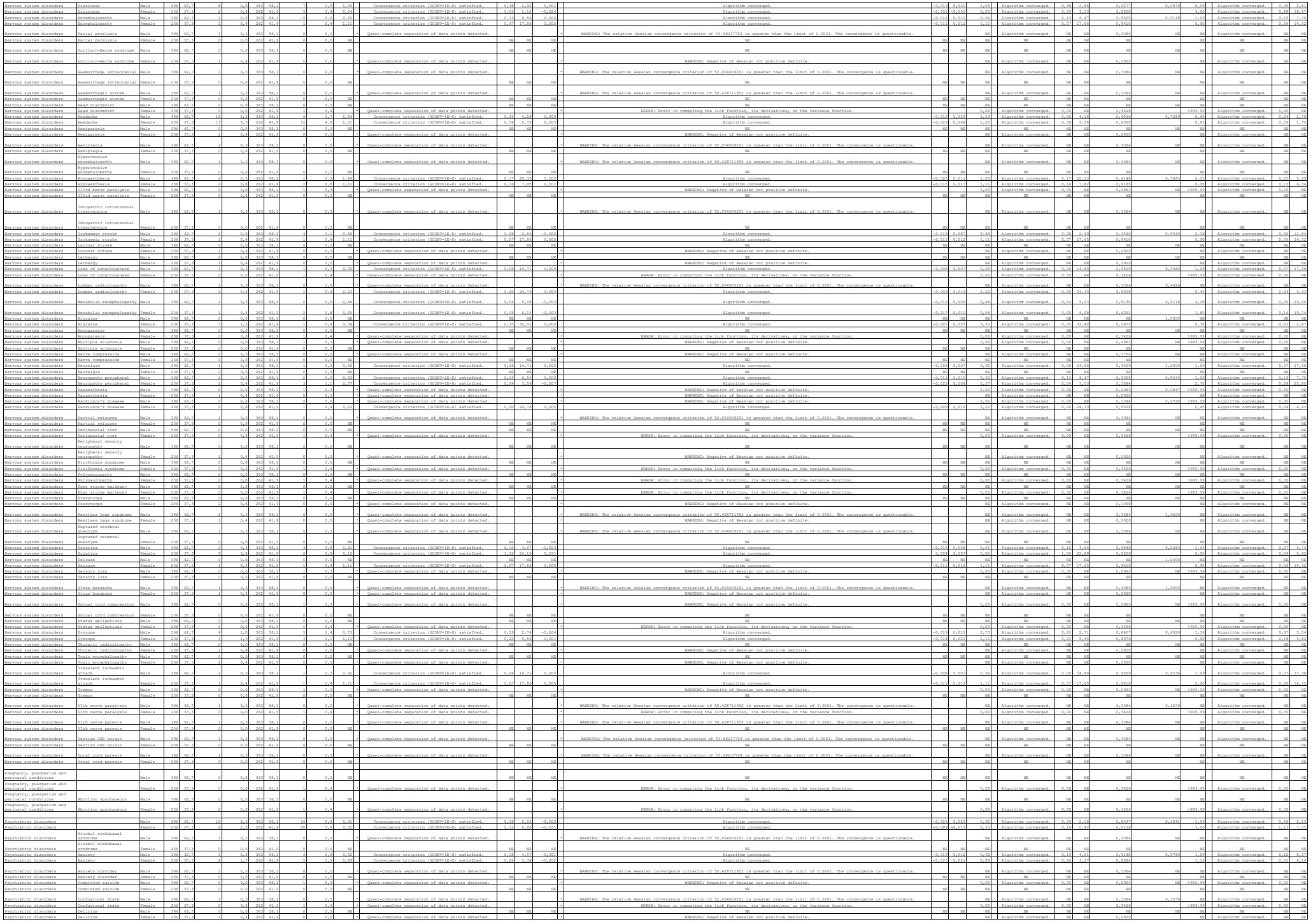

Psychiatric disorders	Delusion	Male	398	62,7	1	0,3	363	58,1	0	0,0		Quasi-complete separation of data points detected.				WARNING: The relative Hessian convergence criterion of 52.004609201 is greater than the limit of 0.0001. The convergence is questionable.			NE	Algorithm converged.	NE	NE	0,3384	NE	NE	Algorithm converged.	NE	NE
Psychiatric disorders	Delusion	Female	236	37,3	0	0,0	262	41,9	0	0,0	NE	NE	NE	NE	NE	NE	NE	NE	NE	NE	NE	NE	NE	NE	NE	NE	NE	NE	NE	NE	NE	NE	NE
Psychiatric disorders	Depression	Male	398	62,7	3	0,8	363	58,1	3	0,8		Quasi-complete separation of data points detected.				WARNING: Negative of Hessian not positive definite.			0,00	Algorithm converged.	0,00	NE	0,0700	0,2460	>999,99	Algorithm converged.	0,00	NE
Psychiatric disorders	Depression	Female	236	37,3	2	0,8	262	41,9	8	3,1	0,27	Convergence criterion (GCONV=1E-8) satisfied.	0,06	1,23	-0,022	Algorithm converged.	-0,046	0,002	0,28	Algorithm converged.	0,06	1,23	0,0800		3,60	Algorithm converged.	0,77	16,83
Psychiatric disorders	Insomnia	Male	398	62,7	2	0,5	363	58,1	2	0,6	1,38	Convergence criterion (GCONV=1E-8) satisfied.	0,23	8,25	0,002	Algorithm converged.	-0,699	0,834	1,37	Algorithm converged.	0,23	8,19	0,7254	0,9260	0,72	Algorithm converged.	0,12	4,37
Psychiatric disorders	Insomnia	Female	236	37,3	2	0,8	262	41,9	5	1,9		Quasi-complete separation of data points detected.				ERROR: Error in computing the link function, its derivatives, or the variance function.			0,00	Algorithm converged.	0,00	NE	0,0331		>999,99	Algorithm converged.	0,00	NE
Psychiatric disorders	Listless	Male	398	62,7	0	0,0	363	58,1	0	0,0	NE	NE	NE	NE	NE	NE	NE	NE	NE	NE	NE	NE	NE	NE	NE	NE	NE	NE	NE	NE	NE	NE	NE
Psychiatric disorders	Listless	Female	236	37,3	1	0,4	262	41,9	1	0,4		Quasi-complete separation of data points detected.				ERROR: Error in computing the link function, its derivatives, or the variance function.			0,00	Algorithm converged.	0,00	NE	0,3426		>999,99	Algorithm converged.	0,00	NE
Psychiatric disorders	Mood altered	Male	398	62,7	0	0,0	363	58,1	0	0,0	NE	NE	NE	NE	NE	NE	NE	NE	NE	NE	NE	NE	NE	NE	NE	NE	NE	NE	NE	NE	NE	NE	NE
Psychiatric disorders	Mood altered	Female	236	37,3	1	0,4	262	41,9	1	0,4		Quasi-complete separation of data points detected.				ERROR: Error in computing the link function, its derivatives, or the variance function.			0,00	Algorithm converged.	0,00	NE	0,3426		>999,99	Algorithm converged.	0,00	NE
Psychiatric disorders	Panic attack	Male	398	62,7	0	0,0	363	58,1	0	0,0	NE	NE	NE	NE	NE	NE	NE	NE	NE	NE	NE	NE	NE	NE	NE	NE	NE	NE	NE	NE	NE	NE	NE
Psychiatric disorders	Panic attack	Female	236	37,3	1	0,4	262	41,9	0	0,0		Quasi-complete separation of data points detected.				WARNING: Negative of Hessian not positive definite.			NE	Algorithm converged.	NE	NE	0,2920		NE	Algorithm converged.	NE	NE
Psychiatric disorders	Procedural anxiety	Male	398	62,7	0	0,0	363	58,1	1	0,3		Quasi-complete separation of data points detected.				WARNING: Negative of Hessian not positive definite.			0,00	Algorithm converged.	0,00	NE	0,2963	NE	>999,99	Algorithm converged.	0,00	NE
Psychiatric disorders	Procedural anxiety	Female	236	37,3	0	0,0	262	41,9	1	0,4	NE	NE	NE	NE	NE	NE	NE	NE	NE	NE	NE	NE	NE	NE	NE	NE	NE	NE	NE	NE	NE	NE	NE
Psychiatric disorders	Sleep disorder	Male	398	62,7	0	0,0	363	58,1	0	0,0	NE	NE	NE	NE	NE	NE	NE	NE	NE	NE	NE	NE	NE	NE	NE	NE	NE	NE	NE	NE	NE	NE	NE
Psychiatric disorders	Sleep disorder	Female	236	37,3	1	0,4	262	41,9	0	0,0		Quasi-complete separation of data points detected.				WARNING: Negative of Hessian not positive definite.			NE	Algorithm converged.	NE	NE	0,2920		NE	Algorithm converged.	NE	NE
Psychiatric disorders	Suicidal ideation	Male	398	62,7	0	0,0	363	58,1	0	0,0		Quasi-complete separation of data points detected.				WARNING: The relative Hessian convergence criterion of 52.004609201 is greater than the limit of 0.0001. The convergence is questionable.			NE	Algorithm converged.	NE	NE	0,3384	NE	NE	Algorithm converged.	NE	NE
Psychiatric disorders	Suicidal ideation	Female	236	37,3	0	0,0	262	41,9	0	0,0	NE	NE	NE	NE	NE	NE	NE	NE	NE	NE	NE	NE	NE	NE	NE	NE	NE	NE	NE	NE	NE	NE	NE
Renal and urinary disorders		Male	398	62,7	33	8,3	363	58,1	39	10,7	0,76	Convergence criterion (GCONV=1E-8) satisfied.	0,46	1,23	-0,024	Algorithm converged.	-0,666	0,618	0,78	Algorithm converged.	0,30	1,21	0,2579	0,2138	1,20	Algorithm converged.	0,83	2,00
Renal and urinary disorders		Female	236	37,3	14	5,9	262	41,9	32	12,2	0,45	Convergence criterion (GCONV=1E-8) satisfied.	0,24	0,87	-0,063	Algorithm converged.	-0,113	-0,013	0,49	Algorithm converged.	0,27	0,89	0,0157		2,08	Algorithm converged.	1,13	3,74
Renal and urinary disorders	Acute kidney injury	Male	398	62,7	7	1,8	363	58,1	11	3,0	0,58	Convergence criterion (GCONV=1E-8) satisfied.	0,22	1,50	-0,013	Algorithm converged.	-0,035	0,009	0,58	Algorithm converged.	0,23	1,49	0,2538	0,6830	1,71	Algorithm converged.	0,47	4,37
Renal and urinary disorders	Acute kidney injury	Female	236	37,3	5	2,1	262	41,9	7	2,7	0,79	Convergence criterion (GCONV=1E-8) satisfied.	0,25	2,52	-0,006	Algorithm converged.	-0,032	0,021	0,73	Algorithm converged.	0,26	2,46	0,6882		1,26	Algorithm converged.	0,41	3,92
Renal and urinary disorders	Bladder cyst	Male	398	62,7	1	0,3	363	58,1	0	0,0		Quasi-complete separation of data points detected.				WARNING: The relative Hessian convergence criterion of 53.68217724 is greater than the limit of 0.0001. The convergence is questionable.			NE	Algorithm converged.	NE	NE	0,3384	NE	NE	Algorithm converged.	NE	NE
Renal and urinary disorders	Bladder cyst	Female	236	37,3	1	0,4	262	41,9	0	0,0	NE	NE	NE	NE	NE	NE	NE	NE	NE	NE	NE	NE	NE	NE	NE	NE	NE	NE	NE	NE	NE	NE	NE
Renal and urinary disorders	Calculus urinary	Male	398	62,7	0	0,0	363	58,1	0	0,0	NE	NE	NE	NE	NE	NE	NE	NE	NE	NE	NE	NE	NE	NE	NE	NE	NE	NE	NE	NE	NE	NE	NE
Renal and urinary disorders	Calculus urinary	Female	236	37,3	1	0,4	262	41,9	1	0,4		Quasi-complete separation of data points detected.				ERROR: Error in computing the link function, its derivatives, or the variance function.			0,00	Algorithm converged.	0,00	NE	0,3426		>999,99	Algorithm converged.	0,00	NE
Renal and urinary disorders	Chronic kidney disease	Male	398	62,7	1	2,1	363	58,1	8	2,2	1,03	Convergence criterion (GCONV=1E-8) satisfied.	0,39	2,70	0,001	Algorithm converged.	-0,020	0,022	1,03	Algorithm converged.	0,40	2,64	0,9492	0,0300	0,97	Algorithm converged.	0,38	2,49
Renal and urinary disorders	Chronic kidney disease	Female	236	37,3	2	0,8	262	41,9	11	4,2	0,20	Convergence criterion (GCONV=1E-8) satisfied.	0,04	0,89	-0,034	Algorithm converged.	-0,065	-0,007	0,20	Algorithm converged.	0,03	0,90	0,0193		4,95	Algorithm converged.	1,11	22,12
Renal and urinary disorders	Diabetic nephropathy	Male	398	62,7	1	0,3	363	58,1	1	0,3		Quasi-complete separation of data points detected.				WARNING: Negative of Hessian not positive definite.			0,00	Algorithm converged.	0,00	NE	0,2963	0,4434	>999,99	Algorithm converged.	0,00	NE
Renal and urinary disorders	Diabetic nephropathy	Female	236	37,3	1	0,4	262	41,9	3	1,1	0,37	Convergence criterion (GCONV=1E-8) satisfied.	0,04	3,54	-0,007	Algorithm converged.	-0,023	0,008	0,87	Algorithm converged.	0,04	3,53	0,3684		2,75	Algorithm converged.	0,28	25,80
Renal and urinary disorders	Dysuria	Male	398	62,7	1	0,3	363	58,1	0	0,0		Quasi-complete separation of data points detected.				WARNING: The relative Hessian convergence criterion of 50.428711952 is greater than the limit of 0.0001. The convergence is questionable.			NE	Algorithm converged.	NE	NE	0,3384	NE	NE	Algorithm converged.	NE	NE
Renal and urinary disorders	Dysuria	Female	236	37,3	0	0,0	262	41,9	0	0,0	NE	NE	NE	NE	NE	NE	NE	NE	NE	NE	NE	NE	NE	NE	NE	NE	NE	NE	NE	NE	NE	NE	NE
Renal and urinary disorders	End stage renal disease	Male	398	62,7	1	0,3	363	58,1	1	0,3	0,92	Convergence criterion (GCONV=1E-8) satisfied.	0,06	14,71	0,000	Algorithm converged.	-0,008	0,007	0,92	Algorithm converged.	0,06	14,60	0,9508	0,2140	1,09	Algorithm converged.	0,07	17,38
Renal and urinary disorders	End stage renal disease	Female	236	37,3	0	0,0	262	41,9	2	0,8		Quasi-complete separation of data points detected.				ERROR: Error in computing the link function, its derivatives, or the variance function.			0,00	Algorithm converged.	0,00	NE	0,1791		>999,99	Algorithm converged.	0,00	NE
Renal and urinary disorders	Glycosuria	Male	398	62,7	0	0,0	363	58,1	0	0,0	NE	NE	NE	NE	NE	NE	NE	NE	NE	NE	NE	NE	NE	NE	NE	NE	NE	NE	NE	NE	NE	NE	NE
Renal and urinary disorders	Glycosuria	Female	236	37,3	1	0,4	262	41,9	0	0,0		Quasi-complete separation of data points detected.				WARNING: Negative of Hessian not positive definite.			NE	Algorithm converged.	NE	NE	0,2920		NE	Algorithm converged.	NE	NE
Renal and urinary disorders	Haematuria	Male	398	62,7	3	0,8	363	58,1	1	0,3	2,76	Convergence criterion (GCONV=1E-8) satisfied.	0,23	26,68	0,005	Algorithm converged.	-0,003	0,013	2,73	Algorithm converged.	0,29	26,32	0,3598	0,1560	0,36	Algorithm converged.	0,04	3,48
Renal and urinary disorders	Haematuria	Female	236	37,3	1	0,4	262	41,9	1	0,4		Quasi-complete separation of data points detected.				ERROR: Error in computing the link function, its derivatives, or the variance function.			0,00	Algorithm converged.	0,00	NE	0,3426		>999,99	Algorithm converged.	0,00	NE
Renal and urinary disorders	Hydronephrosis	Male	398	62,7	1	0,3	363	58,1	0	0,0		Quasi-complete separation of data points detected.				WARNING: The relative Hessian convergence criterion of 50.428711952 is greater than the limit of 0.0001. The convergence is questionable.			NE	Algorithm converged.	NE	NE	0,3384	NE	NE	Algorithm converged.	NE	NE
Renal and urinary disorders	Hydronephrosis	Female	236	37,3	0	0,0	262	41,9	0	0,0	NE	NE	NE	NE	NE	NE	NE	NE	NE	NE	NE	NE	NE	NE	NE	NE	NE	NE	NE	NE	NE	NE	NE
Renal and urinary disorders	Hypertonic bladder	Male	398	62,7	0	0,0	363	58,1	1	0,3		Quasi-complete separation of data points detected.				WARNING: Negative of Hessian not positive definite.			0,00	Algorithm converged.	0,00	NE	0,2963	NE	>999,99	Algorithm converged.	0,00	NE
Renal and urinary disorders	Hypertonic bladder	Female	236	37,3	0	0,0	262	41,9	0	0,0	NE	NE	NE	NE	NE	NE	NE	NE	NE	NE	NE	NE	NE	NE	NE	NE	NE	NE	NE	NE	NE	NE	NE
Renal and urinary disorders	Metabolic nephropathy	Male	398	62,7	1	0,3	363	58,1	0	0,0		Quasi-complete separation of data points detected.				WARNING: The relative Hessian convergence criterion of 53.68217724 is greater than the limit of 0.0001. The convergence is questionable.			NE	Algorithm converged.	NE	NE	0,3384	NE	NE	Algorithm converged.	NE	NE
Renal and urinary disorders	Metabolic nephropathy	Female	236	37,3	0	0,0	262	41,9	0	0,0	NE	NE	NE	NE	NE	NE	NE	NE	NE	NE	NE	NE	NE	NE	NE	NE	NE	NE	NE	NE	NE	NE	NE
Renal and urinary disorders	Microalbuminuria	Male	398	62,7	1	0,3	363	58,1	1	0,3		Quasi-complete separation of data points detected.				WARNING: Negative of Hessian not positive definite.			0,00	Algorithm converged.	0,00	NE	0,2963	NE	>999,99	Algorithm converged.	0,00	NE
Renal and urinary disorders	Microalbuminuria	Female	236	37,3	0	0,0	262	41,9	0	0,0	NE	NE	NE	NE	NE	NE	NE	NE	NE	NE	NE	NE	NE	NE	NE	NE	NE	NE	NE	NE	NE	NE	NE
Renal and urinary disorders	Mixed incontinence	Male	398	62,7	0	0,0	363	58,1	0	0,0	NE	NE	NE	NE	NE	NE	NE	NE	NE	NE	NE	NE	NE	NE	NE	NE	NE	NE	NE	NE	NE	NE	NE
Renal and urinary disorders	Mixed incontinence	Female	236	37,3	1	0,4	262	41,9	1	0,4		Quasi-complete separation of data points detected.				ERROR: Error in computing the link function, its derivatives, or the variance function.			0,00	Algorithm converged.	0,00	NE	0,3426		>999,99	Algorithm converged.	0,00	NE
Renal and urinary disorders	Nephrolithiasis	Male	398	62,7	2	0,5	363	58,1	1	0,3	1,84	Convergence criterion (GCONV=1E-8) satisfied.	0,17	20,35	0,002	Algorithm converged.	-0,007	0,011	1,83	Algorithm converged.	0,17	20,13	0,6148	0,4776	0,55	Algorithm converged.	0,05	5,89
Renal and urinary disorders	Nephrolithiasis	Female	236	37,3	1	0,4	262	41,9	2	0,8	0,55	Convergence criterion (GCONV=1E-8) satisfied.	0,05	6,14	-0,003	Algorithm converged.	-0,017	0,010	0,56	Algorithm converged.	0,05	6,08	0,6251		1,80	Algorithm converged.	0,16	19,74
Renal and urinary disorders	Nephropathy	Male	398	62,7	1	0,3	363	58,1	7	1,9	0,13	Convergence criterion (GCONV=1E-8) satisfied.	0,02	1,05	-0,017	Algorithm converged.	-0,032	-0,002	0,13	Algorithm converged.	0,02	1,00	0,0240	0,4457	7,04	Algorithm converged.	0,84	63,77
Renal and urinary disorders	Nephropathy	Female	236	37,3	0	0,0	262	41,9	1	0,4		Quasi-complete separation of data points detected.				ERROR: Error in computing the link function, its derivatives, or the variance function.			0,00	Algorithm converged.	0,00	NE	0,3426		>999,99	Algorithm converged.	0,00	NE
Renal and urinary disorders	Nocturia	Male	398	62,7	1	0,3	363	58,1	1	0,3		Quasi-complete separation of data points detected.				WARNING: The relative Hessian convergence criterion of 50.428711952 is greater than the limit of 0.0001. The convergence is questionable.			NE	Algorithm converged.	NE	NE	0,3384	1,0000	NE	Algorithm converged.	NE	NE
Renal and urinary disorders	Nocturia	Female	236	37,3	1	0,4	262	41,9	0	0,0		Quasi-complete separation of data points detected.				WARNING: Negative of Hessian not positive definite.			NE	Algorithm converged.	NE	NE	0,2920		NE	Algorithm converged.	NE	NE
Renal and urinary disorders	Pollakiuria	Male	398	62,7	1	0,3	363	58,1	1	0,3		Quasi-complete separation of data points detected.				WARNING: Negative of Hessian not positive definite.			0,00	Algorithm converged.	0,00	NE	0,2963	1,0000	>999,99	Algorithm converged.	0,00	NE
Renal and urinary disorders	Pollakiuria	Female	236	37,3	0	0,0	262	41,9	2	0,8		Quasi-complete separation of data points detected.				ERROR: Error in computing the link function, its derivatives, or the variance function.			0,00	Algorithm converged.	0,00	NE	0,1791		>999,99	Algorithm converged.	0,00	NE
Renal and urinary disorders	Proteinuria	Male	398	62,7	1	0,3	363	58,1	1	0,3	0,92	Convergence criterion (GCONV=1E-8) satisfied.	0,06	14,71	0,000	Algorithm converged.	-0,008	0,007	0,92	Algorithm converged.	0,06	14,60	0,9508	0,3360	1,09	Algorithm converged.	0,07	17,38
Renal and urinary disorders	Proteinuria	Female	236	37,3	1	0,3	262	41,9	1	0,4		Quasi-complete separation of data points detected.				ERROR: Error in computing the link function, its derivatives, or the variance function.			0,00	Algorithm converged.	0,00	NE	0,3426		>999,99	Algorithm converged.	0,00	NE
Renal and urinary disorders	Renal artery arteriosclerosis	Male	398	62,7	0	0,0	363	58,1	0	0,0	NE	NE	NE	NE	NE	NE	NE	NE	NE	NE	NE	NE	NE	NE	NE	NE	NE	NE	NE	NE	NE	NE	NE
Renal and urinary disorders	Renal artery arteriosclerosis	Female	236	37,3	1	0,4	262	41,9	0	0,0		Quasi-complete separation of data points detected.				WARNING: Negative of Hessian not positive definite.			NE	Algorithm converged.	NE	NE	0,2920		NE	Algorithm converged.	NE	NE
Renal and urinary disorders	Renal artery stenosis	Male	398	62,7	0	0,0	363	58,1	0	0,0	NE	NE	NE	NE	NE	NE	NE	NE	NE	NE	NE	NE	NE	NE	NE	NE	NE	NE	NE	NE	NE	NE	NE
Renal and urinary disorders	Renal artery stenosis	Female	236	37,3	0	0,0	262	41,9	1	0,4		Quasi-complete separation of data points detected.				ERROR: Error in computing the link function, its derivatives, or the variance function.			0,00	Algorithm converged.	0,00	NE	0,3426		>999,99	Algorithm converged.	0,00	NE
Renal and urinary disorders	Renal colic	Male	398	62,7	1	0,3	363	58,1	0	0,0		Quasi-complete separation of data points detected.				WARNING: The relative Hessian convergence criterion of 53.68217724 is greater than the limit of 0.0001. The convergence is questionable.			NE	Algorithm converged.	NE	NE	0,3384	0,1076	NE	Algorithm converged.	NE	NE
Renal and urinary disorders	Renal colic	Female	236	37,3	0	0,0	262	41,9	1	0,4		Quasi-complete separation of data points detected.				ERROR: Error in computing the link function, its derivatives, or the variance function.			0,00	Algorithm converged.	0,00	NE	0,3426		>999,99	Algorithm converged.	0,00	NE
Renal and urinary disorders	Renal cyst	Male	398	62,7	2	0,5	363	58,1	1	0,3	1,84	Convergence criterion (GCONV=1E-8) satisfied.	0,17	20,35	0,002	Algorithm converged.	-0,007	0,011	1,83	Algorithm converged.	0,17	20,13	0,6148	0,2140	0,55	Algorithm converged.	0,05	5,89
Renal and urinary disorders	Renal cyst	Female	236	37,3	1	0,4	262	41,9	1	0,4		Quasi-complete separation of data points detected.				ERROR: Error in computing the link function, its derivatives, or the variance function.			0,00	Algorithm converged.	0,00	NE	0,3426		>999,99	Algorithm converged.	0,00	NE
Renal and urinary disorders	Renal failure	Male	398	62,7	4	1,0	363	58,1	5	1,4	0,73	Convergence criterion (GCONV=1E-8) satisfied.	0,13	2,74	-0,004	Algorithm converged.	-0,019	0,012	0,73	Algorithm converged.	0,20	2,71	0,6407	0,4681	1,38	Algorithm converged.	0,37	5,04
Renal and urinary disorders	Renal failure	Female	236	37,3	4	1,7	262	41,9	4	1,5	1,11	Convergence criterion (GCONV=1E-8) satisfied.	0,28	4,50	0,002	Algorithm converged.	-0,020	0,024	1,11	Algorithm converged.	0,28	4,39	0,8816		0,90	Algorithm converged.	0,23	3,56
Renal and urinary disorders	Renal impairment	Male	398	62,7	2	0,5	363	58,1	3	0,8	0,61	Convergence criterion (GCONV=1E-8) satisfied.	0,12	3,67	-0,003	Algorithm converged.	-0,015	0,008	0,61	Algorithm converged.	0,10	3,64	0,5848	0,3746	1,64	Algorithm converged.	0,27	9,74
Renal and urinary disorders	Renal impairment	Female	236	37,3	0	0,0	262	41,9	1	0,4		Quasi-complete separation of data points detected.				ERROR: Error in computing the link function, its derivatives, or the variance function.			0,00	Algorithm converged.	0,00	NE	0,3426		>999,99	Algorithm converged.	0,00	NE
Renal and urinary disorders	Urethral stenosis	Male	398	62,7	1	0,3	363	58,1	0	0,0		Quasi-complete separation of data points detected.				WARNING: The relative Hessian convergence criterion of 52.004609201 is greater than the limit of 0.0001. The convergence is questionable.			NE	Algorithm converged.	NE	NE	0,3384	NE	NE	Algorithm converged.	NE	NE
Renal and urinary disorders	Urethral stenosis	Female	236	37,3	0	0,0	262	41,9	0	0,0	NE	NE	NE	NE	NE	NE	NE	NE	NE	NE	NE	NE	NE	NE	NE	NE	NE	NE	NE	NE	NE	NE	NE
Renal and urinary disorders	Urinary incontinence	Male	398	62,7	0	0,0	363	58,1	0	0,0	NE	NE	NE	NE	NE	NE	NE	NE	NE	NE	NE	NE	NE	NE	NE	NE	NE	NE	NE	NE	NE	NE	NE
Renal and urinary disorders	Urinary incontinence	Female	236	37,3	1	0,3	262	41,9	2	0,8		Quasi-complete separation of data points detected.				ERROR: Error in computing the link function, its derivatives, or the variance function.			0,00	Algorithm converged.	0,00	NE	0,1791		>999,99	Algorithm converged.	0,00	NE
Renal and urinary disorders	Urinary retention	Male	398	62,7	3	0,8	363	58,1	2	0,6	0,46	Convergence criterion (GCONV=1E-8) satisfied.	0,04	5,04	-0,003	Algorithm converged.	-0,012	0,006	0,46	Algorithm converged.	0,04	5,03	0,5130	0,4426	2,18	Algorithm converged.	0,20	23,96
Renal and urinary disorders	Urinary retention	Female	236	37,3	0	0,0	262	41,9	1	0,4		Quasi-complete separation of data points detected.				ERROR: Error in computing the link function, its derivatives, or the variance function.			0,00	Algorithm converged.	0,00	NE	0,3426		>999,99	Algorithm converged.	0,00	NE
Renal and urinary disorders	Urinary tract inflammation	Male	398	62,7	0	0,0	363	58,1	0	0,0	NE	NE	NE	NE	NE	NE	NE	NE	NE	NE	NE	NE	NE	NE	NE	NE	NE	NE	NE	NE	NE	NE	NE
Renal and urinary disorders	Urinary tract inflammation	Female	236	37,3	0	0,0	262	41,9	2	0,8		Quasi-complete separation of data points detected.				ERROR: Error in computing the link function, its derivatives, or the variance function.			0,00	Algorithm converged.	0,00	NE	0,1791		>999,99	Algorithm converged.	0,00	NE
Reproductive system and breast disorders		Male	398	62,7	11	2,8	363	58,1	9	2,5	1,12	Convergence criterion (GCONV=1E-8) satisfied.	0,46	2,74	0,003	Algorithm converged.	-0,020	0,026	1,12	Algorithm converged.	0,47	2,67	0,7978	0,1426	0,93	Algorithm converged.	0,37	2,13
Reproductive system and breast disorders		Female	236	37,3	2	0,8	262	41,9	7	2,7	0,31	Convergence criterion (GCONV=1E-8) satisfied.	0,06	1,51	-0,018	Algorithm converged.	-0,041	0,005	0,32	Algorithm converged.	0,07	1,51	0,1274		3,15	Algorithm converged.	0,44	15,03
Reproductive system and breast disorders	Adenomyosis	Male	398	62,7	0	0,0	363	58,1	0	0,0	NE	NE	NE	NE	NE	NE	NE	NE	NE	NE	NE	NE	NE	NE	NE	NE	NE	NE	NE	NE	NE	NE	NE
Reproductive system and breast disorders	Adenomyosis	Female	236	37,3	1	0,4	262	41,9	0	0,0		Quasi-complete separation of data points detected.				WARNING: Negative of Hessian not positive definite.			NE	Algorithm converged.	NE	NE	0,2920		NE	Algorithm converged.	NE	NE
Reproductive system and breast disorders	Amenorrhoea	Male	398	62,7	0	0,0	363	58,1	0	0,0	NE	NE	NE	NE	NE	NE	NE	NE	NE	NE	NE	NE	NE	NE	NE	NE	NE	NE	NE	NE	NE	NE	NE
Reproductive system and breast disorders	Amenorrhoea	Female	236	37,3	1	0,4	262	41,9	1	0,4		Quasi-complete separation of data points detected.				ERROR: Error in computing the link function, its derivatives, or the variance function.			0,00	Algorithm converged.	0,00	NE	0,3426		>999,99	Algorithm converged.	0,00	NE
Reproductive system and breast disorders	Atrophic vulvovaginitis	Male	398	62,7	0	0,0	363	58,1	0	0,0	NE	NE	NE	NE	NE	NE	NE	NE	NE	NE	NE	NE	NE	NE	NE	NE	NE	NE	NE	NE	NE	NE	NE
Reproductive system and breast disorders	Atrophic vulvovaginitis	Female	236	37,3	0	0,0	262	41,9	1	0,4		Quasi-complete separation of data points detected.				ERROR: Error in computing the link function, its derivatives, or the variance function.			0,00	Algorithm converged.	0,00	NE	0,3426		>999,99	Algorithm converged.	0,00	NE
Reproductive system and breast disorders	Benign prostatic hyperplasia	Male	398	62,7	6	1,5	363	58,1	4	1,1	0,92	Convergence criterion (GCONV=1E-8) satisfied.	0,23	2,84	-0,001	Algorithm converged.	-0,013	0,016	0,92	Algorithm converged.	0,30	2,82	0,8793	1,0000	1,09	Algorithm converged.	0,34	3,35
Reproductive system and breast disorders	Benign prostatic hyperplasia	Female	236	37,3	0	0,0	262	41,9	0	0,0	NE	NE	NE	NE	NE	NE	NE	NE	NE	NE	NE	NE	NE	NE	NE	NE	NE	NE	NE	NE	NE	NE	NE
Reproductive system and breast disorders	Breast cyst	Male	398	62,7	0	0,0	363	58,1	0	0,0	NE	NE	NE	NE	NE	NE	NE	NE	NE	NE	NE	NE	NE	NE	NE	NE	NE	NE	NE	NE	NE	NE	NE
Reproductive system and breast disorders	Breast cyst	Female	236	37,3	0	0,0	262	41,9	1	0,4		Quasi-complete separation of data points detected.				ERROR: Error in computing the link function, its derivatives, or the variance function.			0,00	Algorithm converged.	0,00	NE	0,3426		>999,99	Algorithm converged.	0,00	NE
Reproductive system and breast disorders	Erectile dysfunction	Male	398	62,7	1	0,3	363	58,1	1	0,3	0,92	Convergence criterion (GCONV=1E-8) satisfied.	0,06	14,71	0,000	Algorithm converged.	-0,008	0,007	0,92	Algorithm converged.	0,06	14,60	0,9509	1,0000	1,09	Algorithm converged.	0,07	17,38
Reproductive system and breast disorders	Erectile dysfunction	Female	236	37,3	0	0,0	262	41,9	0	0,0	NE	NE	NE	NE	NE	NE	NE	NE	NE	NE	NE	NE	NE	NE	NE	NE	NE	NE	NE	NE	NE	NE	NE



| | | |

| | | |

POPULATION: Safety-Evaluable Population B vs. C
ENDPOINT: Any AEs throughout the Entire Study
MODEL: Unstratified analysis
STUDY: GR40349 & GR40398
Dichotomous Analysis by Subgroups (Safety)

Age

			Faricimab (PTI) (N=632)				Aflibercept (N=625)				Faricimab (PTI) vs. Aflibercept																	Aflibercept vs. Faricimab (PTI)				
			Patients		Patients with Event		Patients		Patients with Event		Odds Ratio					Absolute Risk Difference					Relative Risk							Relative Risk				
MedDRA System Organ Class	MedDRA Preferred Term	Level	n	%	n	%	n	%	n	%	Odds Ratio		Convergence Reason	95% Lower CL	95% Upper CL	Absolute Risk		Convergence Reason	95% Lower CL	95% Upper CL	Relative Risk		Convergence Reason	95% Lower CL	95% Upper CL	p-value (Cochran-Mantel-Haenszel)	Interaction Test p-value (likelihood ratio)	Relative Risk		Convergence Reason	95% Lower CL	95% Upper CL
** NOT CODED **		< 65 years	352	55,7	0	0,0	362	57,9	0	0,0	NE			NE	NE	NE		NE	NE	NE	NE		NE	NE	NE	NE	NE	NE		NE	NE	NE
** NOT CODED **		>= 65 years	280	44,3	0	0,0	263	42,1	1	0,4		*	Quasi-complete separation of data points detected.				*	ERROR: The mean parameter is either invalid or at a limit of its range for some observations.			0,00		Algorithm converged.	0,00	NE	0,3022		>999.99		Algorithm converged.	0,00	NE
** NOT CODED **	UNCODED	< 65 years	352	55,7	0	0,0	362	57,9	0	0,0	NE			NE	NE	NE		NE	NE	NE	NE		NE	NE	NE	NE	NE	NE		NE	NE	NE
** NOT CODED **	UNCODED	>= 65 years	280	44,3	0	0,0	263	42,1	1	0,4		*	Quasi-complete separation of data points detected.				*	ERROR: The mean parameter is either invalid or at a limit of its range for some observations.			0,00		Algorithm converged.	0,00	NE	0,3022		>999.99		Algorithm converged.	0,00	NE
Blood and lymphatic system disorders		< 65 years	352	55,7	15	4,3	362	57,9	20	5,5	0,76		Convergence criterion (GCONV=1E-8) satisfied.	0,38	1,51	-0,013		Algorithm converged.	-0,044	0,019	0,77		Algorithm converged.	0,40	1,48	0,4347	0,9571	1,30		Algorithm converged.	0,67	2,49
Blood and lymphatic system disorders		>= 65 years	280	44,3	16	5,7	263	42,1	19	7,2	0,78		Convergence criterion (GCONV=1E-8) satisfied.	0,39	1,55	-0,015		Algorithm converged.	-0,057	0,026	0,79		Algorithm converged.	0,42	1,51	0,4743		1,26		Algorithm converged.	0,66	2,41
Blood and lymphatic system disorders	Anaemia	< 65 years	352	55,7	11	3,1	362	57,9	12	3,3	0,94		Convergence criterion (GCONV=1E-8) satisfied.	0,41	2,16	-0,002		Algorithm converged.	-0,028	0,024	0,94		Algorithm converged.	0,42	2,11	0,8858	0,5550	1,06		Algorithm converged.	0,47	2,37
Blood and lymphatic system disorders	Anaemia	>= 65 years	280	44,3	10	3,6	263	42,1	14	5,3	0,66		Convergence criterion (GCONV=1E-8) satisfied.	0,29	1,51	-0,018		Algorithm converged.	-0,052	0,017	0,67		Algorithm converged.	0,30	1,48	0,3214		1,49		Algorithm converged.	0,67	3,30
Blood and lymphatic system disorders	Anaemia megaloblastic	< 65 years	352	55,7	0	0,0	362	57,9	0	0,0	NE			NE	NE	NE		NE	NE	NE	NE		NE	NE	NE	NE	NE	NE		NE	NE	NE
Blood and lymphatic system disorders	Anaemia megaloblastic	>= 65 years	280	44,3	1	0,4	263	42,1	0	0,0		*	Quasi-complete separation of data points detected.				*	WARNING: Negative of Hessian not positive definite.			NE		Algorithm converged.	NE	NE	0,3325		NE		Algorithm converged.	NE	NE
Blood and lymphatic system disorders	Anaemia of chronic disease	< 65 years	352	55,7	0	0,0	362	57,9	1	0,3		*	Quasi-complete separation of data points detected.				*	ERROR: Error in computing the link function, its derivatives, or the variance function.			0,00		Algorithm converged.	0,00	NE	0,3241	0,1012	>999.99		Algorithm converged.	0,00	NE
Blood and lymphatic system disorders	Anaemia of chronic disease	>= 65 years	280	44,3	1	0,4	263	42,1	0	0,0		*	Quasi-complete separation of data points detected.				*	WARNING: Negative of Hessian not positive definite.			NE		Algorithm converged.	NE	NE	0,3325		NE		Algorithm converged.	NE	NE
Blood and lymphatic system disorders	Iron deficiency anaemia	< 65 years	352	55,7	1	0,3	362	57,9	1	0,3	1,03		Convergence criterion (GCONV=1E-8) satisfied.	0,06	16,50	0,000		Algorithm converged.	-0,008	0,008	1,03		Algorithm converged.	0,06	16,38	0,9842	0,5113	0,97		Algorithm converged.	0,06	15,49
Blood and lymphatic system disorders	Iron deficiency anaemia	>= 65 years	280	44,3	1	0,4	263	42,1	3	1,1	0,31		Convergence criterion (GCONV=1E-8) satisfied.	0,03	3,01	-0,008		Algorithm converged.	-0,022	0,007	0,31		Algorithm converged.	0,03	2,99	0,2864		3,19		Algorithm converged.	0,33	30,51
Blood and lymphatic system disorders	Leukocytosis	< 65 years	352	55,7	1	0,3	362	57,9	2	0,6	0,51		Convergence criterion (GCONV=1E-8) satisfied.	0,05	5,68	-0,003		Algorithm converged.	-0,012	0,007	0,51		Algorithm converged.	0,05	5,65	0,5796	0,2003	1,94		Algorithm converged.	0,18	21,35
Blood and lymphatic system disorders	Leukocytosis	>= 65 years	280	44,3	1	0,4	263	42,1	0	0,0		*	Quasi-complete separation of data points detected.				*	WARNING: Negative of Hessian not positive definite.			NE		Algorithm converged.	NE	NE	0,3325		NE		Algorithm converged.	NE	NE
Blood and lymphatic system disorders	Lymphadenitis	< 65 years	352	55,7	0	0,0	362	57,9	1	0,3		*	Quasi-complete separation of data points detected.				*	ERROR: Error in computing the link function, its derivatives, or the variance function.			0,00		Algorithm converged.	0,00	NE	0,3241	NE	>999.99		Algorithm converged.	0,00	NE
Blood and lymphatic system disorders	Lymphadenitis	>= 65 years	280	44,3	0	0,0	263	42,1	0	0,0	NE			NE	NE	NE		NE	NE	NE	NE		NE	NE	NE	NE		NE		NE	NE	NE
Blood and lymphatic system disorders	Lymphadenopathy	< 65 years	352	55,7	1	0,3	362	57,9	0	0,0		*	Quasi-complete separation of data points detected.				*	WARNING: The relative Hessian convergence criterion of 52.752689443 is greater than the limit of 0.0001. The convergence is questionable.			NE		Algorithm converged.	NE	NE	0,3105	NE	NE		Algorithm converged.	NE	NE
Blood and lymphatic system disorders	Lymphadenopathy	>= 65 years	280	44,3	0	0,0	263	42,1	0	0,0	NE			NE	NE	NE		NE	NE	NE	NE		NE	NE	NE	NE		NE		NE	NE	NE
Blood and lymphatic system disorders	Lymphadenopathy mediastinal	< 65 years	352	55,7	0	0,0	362	57,9	0	0,0	NE			NE	NE	NE		NE	NE	NE	NE		NE	NE	NE	NE	NE	NE		NE	NE	NE
Blood and lymphatic system disorders	Lymphadenopathy mediastinal	>= 65 years	280	44,3	1	0,4	263	42,1	0	0,0		*	Quasi-complete separation of data points detected.				*	WARNING: Negative of Hessian not positive definite.			NE		Algorithm converged.	NE	NE	0,3325		NE		Algorithm converged.	NE	NE
Blood and lymphatic system disorders	Microcytic anaemia	< 65 years	352	55,7	0	0,0	362	57,9	0	0,0	NE			NE	NE	NE		NE	NE	NE	NE		NE	NE	NE	NE	1,0000	NE		NE	NE	NE
Blood and lymphatic system disorders	Microcytic anaemia	>= 65 years	280	44,3	1	0,4	263	42,1	1	0,4	0,94		Convergence criterion (GCONV=1E-8) satisfied.	0,06	15,09	0,000		Algorithm converged.	-0,010	0,010	0,94		Algorithm converged.	0,06	14,94	0,9646		1,06		Algorithm converged.	0,07	16,93
Blood and lymphatic system disorders	Nephrogenic anaemia	< 65 years	352	55,7	0	0,0	362	57,9	2	0,6		*	Quasi-complete separation of data points detected.				*	ERROR: Error in computing the link function, its derivatives, or the variance function.			0,00		Algorithm converged.	0,00	NE	0,1629	1,0000	>999.99		Algorithm converged.	0,00	NE
Blood and lymphatic system disorders	Nephrogenic anaemia	>= 65 years	280	44,3	0	0,0	263	42,1	1	0,4		*	Quasi-complete separation of data points detected.				*	ERROR: The mean parameter is either invalid or at a limit of its range for some observations.			0,00		Algorithm converged.	0,00	NE	0,3022		>999.99		Algorithm converged.	0,00	NE
Blood and lymphatic system disorders	Neutrophilia	< 65 years	352	55,7	0	0,0	362	57,9	1	0,3		*	Quasi-complete separation of data points detected.				*	ERROR: Error in computing the link function, its derivatives, or the variance function.			0,00		Algorithm converged.	0,00	NE	0,3241	NE	>999.99		Algorithm converged.	0,00	NE
Blood and lymphatic system disorders	Neutrophilia	>= 65 years	280	44,3	0	0,0	263	42,1	0	0,0	NE			NE	NE	NE		NE	NE	NE	NE		NE	NE	NE	NE		NE		NE	NE	NE
Blood and lymphatic system disorders	Normochromic normocytic anaemia	< 65 years	352	55,7	1	0,3	362	57,9	0	0,0		*	Quasi-complete separation of data points detected.				*	WARNING: The relative Hessian convergence criterion of 60.288787935 is greater than the limit of 0.0001. The convergence is questionable.			NE		Algorithm converged.	NE	NE	0,3105	NE	NE		Algorithm converged.	NE	NE
Blood and lymphatic system disorders	Normochromic normocytic anaemia	>= 65 years	280	44,3	0	0,0	263	42,1	0	0,0	NE			NE	NE	NE		NE	NE	NE	NE		NE	NE	NE	NE		NE		NE	NE	NE
Blood and lymphatic system disorders	Thrombocytopenia	< 65 years	352	55,7	1	0,3	362	57,9	0	0,0		*	Quasi-complete separation of data points detected.				*	WARNING: The relative Hessian convergence criterion of 52.752689443 is greater than the limit of 0.0001. The convergence is questionable.			NE		Algorithm converged.	NE	NE	0,3105	0,0904	NE		Algorithm converged.	NE	NE
Blood and lymphatic system disorders	Thrombocytopenia	>= 65 years	280	44,3	0	0,0	263	42,1	1	0,4		*	Quasi-complete separation of data points detected.				*	ERROR: The mean parameter is either invalid or at a limit of its range for some observations.			0,00		Algorithm converged.	0,00	NE	0,3022		>999.99		Algorithm converged.	0,00	NE
Cardiac disorders		< 65 years	352	55,7	25	7,1	362	57,9	24	6,6	1,08		Convergence criterion (GCONV=1E-8) satisfied.	0,60	1,92	0,005		Algorithm converged.	-0,032	0,042	1,07		Algorithm converged.	0,62	1,84	0,8030	0,9805	0,93		Algorithm converged.	0,54	1,60
Cardiac disorders		>= 65 years	280	44,3	46	16,4	263	42,1	40	15,2	1,10		Convergence criterion (GCONV=1E-8) satisfied.	0,69	1,74	0,012		Algorithm converged.	-0,049	0,074	1,08		Algorithm converged.	0,73	1,59	0,6976		0,93		Algorithm converged.	0,63	1,37
Cardiac disorders	Acute coronary syndrome	< 65 years	352	55,7	1	0,3	362	57,9	0	0,0		*	Quasi-complete separation of data points detected.				*	WARNING: The relative Hessian convergence criterion of 52.752689443 is greater than the limit of 0.0001. The convergence is questionable.			NE		Algorithm converged.	NE	NE	0,3105	NE	NE		Algorithm converged.	NE	NE
Cardiac disorders	Acute coronary syndrome	>= 65 years	280	44,3	0	0,0	263	42,1	0	0,0	NE			NE	NE	NE		NE	NE	NE	NE		NE	NE	NE	NE		NE		NE	NE	NE
Cardiac disorders	Acute left ventricular failure	< 65 years	352	55,7	1	0,3	362	57,9	1	0,3	1,03		Convergence criterion (GCONV=1E-8) satisfied.	0,06	16,50	0,000		Algorithm converged.	-0,008	0,008	1,03		Algorithm converged.	0,06	16,38	0,9842	0,2921	0,97		Algorithm converged.	0,06	15,49
Cardiac disorders	Acute left ventricular failure	>= 65 years	280	44,3	0	0,0	263	42,1	1	0,4		*	Quasi-complete separation of data points detected.				*	ERROR: The mean parameter is either invalid or at a limit of its range for some observations.			0,00		Algorithm converged.	0,00	NE	0,3022		>999.99		Algorithm converged.	0,00	NE
Cardiac disorders	Acute myocardial infarction	< 65 years	352	55,7	4	1,1	362	57,9	3	0,8	1,38		Convergence criterion (GCONV=1E-8) satisfied.	0,31	6,19	0,003		Algorithm converged.	-0,011	0,018	1,37		Algorithm converged.	0,31	6,08	0,6768	0,1620	0,73		Algorithm converged.	0,16	3,24
Cardiac disorders	Acute myocardial infarction	>= 65 years	280	44,3	1	0,4	263	42,1	4	1,5	0,23		Convergence criterion (GCONV=1E-8) satisfied.	0,03	2,09	-0,012		Algorithm converged.	-0,028	0,005	0,23		Algorithm converged.	0,03	2,09	0,1563		4,26		Algorithm converged.	0,48	37,85
Cardiac disorders	Angina pectoris	< 65 years	352	55,7	3	0,9	362	57,9	2	0,6	1,55		Convergence criterion (GCONV=1E-8) satisfied.	0,26	9,32	0,003		Algorithm converged.	-0,009	0,015	1,54		Algorithm converged.	0,26	9,18	0,6313	0,6830	0,65		Algorithm converged.	0,11	3,86
Cardiac disorders	Angina pectoris	>= 65 years	280	44,3	3	1,1	263	42,1	3	1,1	0,94		Convergence criterion (GCONV=1E-8) satisfied.	0,19	4,69	-0,001		Algorithm converged.	-0,018	0,017	0,94		Algorithm converged.	0,19	4,61	0,9386		1,06		Algorithm converged.	0,22	5,23
Cardiac disorders	Angina unstable	< 65 years	352	55,7	0	0,0	362	57,9	0	0,0	NE			NE	NE	NE		NE	NE	NE	NE		NE	NE	NE	NE	NE	NE		NE	NE	NE
Cardiac disorders	Angina unstable	>= 65 years	280	44,3	2	0,7	263	42,1	0	0,0		*	Quasi-complete separation of data points detected.				*	WARNING: Negative of Hessian not positive definite.			NE		Algorithm converged.	NE	NE	0,1701		NE		Algorithm converged.	NE	NE
Cardiac disorders	Aortic valve incompetence	< 65 years	352	55,7	1	0,3	362	57,9	0	0,0		*	Quasi-complete separation of data points detected.				*	WARNING: The relative Hessian convergence criterion of 60.288787935 is greater than the limit of 0.0001. The convergence is questionable.			NE		Algorithm converged.	NE	NE	0,3105	1,0000	NE		Algorithm converged.	NE	NE
Cardiac disorders	Aortic valve incompetence	>= 65 years	280	44,3	1	0,4	263	42,1	0	0,0		*	Quasi-complete separation of data points detected.				*	WARNING: Negative of Hessian not positive definite.			NE		Algorithm converged.	NE	NE	0,3325		NE		Algorithm converged.	NE	NE
Cardiac disorders	Aortic valve stenosis	< 65 years	352	55,7	0	0,0	362	57,9	0	0,0	NE			NE	NE	NE		NE	NE	NE	NE		NE	NE	NE	NE	NE	NE		NE	NE	NE
Cardiac disorders	Aortic valve stenosis	>= 65 years	280	44,3	1	0,4	263	42,1	0	0,0		*	Quasi-complete separation of data points detected.				*	WARNING: Negative of Hessian not positive definite.			NE		Algorithm converged.	NE	NE	0,3325		NE		Algorithm converged.	NE	NE
Cardiac disorders	Arrhythmia	< 65 years	352	55,7	0	0,0	362	57,9	0	0,0	NE			NE	NE	NE		NE	NE	NE	NE		NE	NE	NE	NE	1,0000	NE		NE	NE	NE
Cardiac disorders	Arrhythmia	>= 65 years	280	44,3	3	1,1	263	42,1	2	0,8	1,41		Convergence criterion (GCONV=1E-8) satisfied.	0,23	8,52	0,003		Algorithm converged.	-0,013	0,019	1,41		Algorithm converged.	0,24	8,37	0,7048		0,71		Algorithm converged.	0,12	4,21
Cardiac disorders	Arteriosclerosis coronary artery	< 65 years	352	55,7	1	0,3	362	57,9	0	0,0		*	Quasi-complete separation of data points detected.				*	WARNING: The relative Hessian convergence criterion of 52.752689443 is greater than the limit of 0.0001. The convergence is questionable.			NE		Algorithm converged.	NE	NE	0,3105	0,3939	NE		Algorithm converged.	NE	NE
Cardiac disorders	Arteriosclerosis coronary artery	>= 65 years	280	44,3	2	0,7	263	42,1	1	0,4	1,88		Convergence criterion (GCONV=1E-8) satisfied.	0,17	20,91	0,003		Algorithm converged.	-0,009	0,016	1,88		Algorithm converged.	0,17	20,60	0,6000		0,53		Algorithm converged.	0,05	5,84
Cardiac disorders	Atrial fibrillation	< 65 years	352	55,7	4	1,1	362	57,9	2	0,6	2,07		Convergence criterion (GCONV=1E-8) satisfied.	0,38	11,37	0,006		Algorithm converged.	-0,008	0,019	2,06		Algorithm converged.	0,38	11,16	0,3932	0,7230	0,49		Algorithm converged.	0,09	2,64
Cardiac disorders	Atrial fibrillation	>= 65 years	280	44,3	6	2,1	263	42,1	4	1,5	1,42		Convergence criterion (GCONV=1E-8) satisfied.	0,40	5,08	0,006		Algorithm converged.	-0,016	0,029	1,41		Algorithm converged.	0,40	4,94	0,5904		0,71		Algorithm converged.	0,20	2,49
Cardiac disorders	Atrial tachycardia	< 65 years	352	55,7	0	0,0	362	57,9	0	0,0	NE			NE	NE	NE		NE	NE	NE	NE		NE	NE	NE	NE	NE	NE		NE	NE	NE
Cardiac disorders	Atrial tachycardia	>= 65 years	280	44,3	1	0,4	263	42,1	0	0,0		*	Quasi-complete separation of data points detected.				*	WARNING: Negative of Hessian not positive definite.			NE		Algorithm converged.	NE	NE	0,3325		NE		Algorithm converged.	NE	NE
Cardiac disorders	Atrioventricular block	< 65 years	352	55,7	0	0,0	362	57,9	0	0,0	NE			NE	NE	NE		NE	NE	NE	NE		NE	NE	NE	NE	NE	NE		NE	NE	NE
Cardiac disorders	Atrioventricular block	>= 65 years	280	44,3	0	0,0	263	42,1	1	0,4		*	Quasi-complete separation of data points detected.				*	ERROR: The mean parameter is either invalid or at a limit of its range for some observations.			0,00		Algorithm converged.	0,00	NE	0,3022		>999.99		Algorithm converged.	0,00	NE
Cardiac disorders	Atrioventricular block complete	< 65 years	352	55,7	1	0,3	362	57,9	0	0,0		*	Quasi-complete separation of data points detected.				*	WARNING: The relative Hessian convergence criterion of 60.288787935 is greater than the limit of 0.0001. The convergence is questionable.			NE		Algorithm converged.	NE	NE	0,3105	0,0904	NE		Algorithm converged.	NE	NE
Cardiac disorders	Atrioventricular block complete	>= 65 years	280	44,3	0	0,0	263	42,1	1	0,4		*	Quasi-complete separation of data points detected.				*	ERROR: The mean parameter is either invalid or at a limit of its range for some observations.			0,00		Algorithm converged.	0,00	NE	0,3022		>999.99		Algorithm converged.	0,00	NE
Cardiac disorders	Atrioventricular block second degree	< 65 years	352	55,7	0	0,0	362	57,9	0	0,0	NE			NE	NE	NE		NE	NE	NE	NE		NE	NE	NE	NE	NE	NE		NE	NE	NE
Cardiac disorders	Atrioventricular block second degree	>= 65 years	280	44,3	0	0,0	263	42,1	1	0,4		*	Quasi-complete separation of data points detected.				*	ERROR: The mean parameter is either invalid or at a limit of its range for some observations.			0,00		Algorithm converged.	0,00	NE	0,3022		>999.99		Algorithm converged.	0,00	NE
Cardiac disorders	Bradycardia	< 65 years	352	55,7	0	0,0	362	57,9	0	0,0	NE			NE	NE	NE		NE	NE	NE	NE		NE	NE	NE	NE	1,0000	NE		NE	NE	NE
Cardiac disorders	Bradycardia	>= 65 years	280	44,3	2	0,7	263	42,1	1	0,4	1,88		Convergence criterion (GCONV=1E-8) satisfied.	0,17	20,91	0,003		Algorithm converged.	-0,009	0,016	1,88		Algorithm converged.	0,17	20,60	0,6000		0,53		Algorithm converged.	0,05	5,84
Cardiac disorders	Bundle branch block right	< 65 years	352	55,7	0	0,0	362	57,9	0	0,0	NE			NE	NE	NE		NE	NE	NE	NE		NE	NE	NE	NE	NE	NE		NE	NE	NE
Cardiac disorders	Bundle branch block right	>= 65 years	280	44,3	1	0,4	263	42,1	0	0,0		*	Quasi-complete separation of data points detected.				*	WARNING: Negative of Hessian not positive definite.			NE		Algorithm converged.	NE	NE	0,3325		NE		Algorithm converged.	NE	NE
Cardiac disorders	Cardiac arrest	< 65 years	352	55,7	0	0,0	362	57,9	1	0,3		*	Quasi-complete separation of data points detected.				*	ERROR: Error in computing the link function, its derivatives, or the variance function.			0,00		Algorithm converged.	0,00	NE	0,3241	0,1012	>999.99		Algorithm converged.	0,00	NE
Cardiac disorders	Cardiac arrest	>= 65 years	280	44,3	1	0,4	263	42,1	0	0,0		*	Quasi-complete separation of data points detected.				*	WARNING: Negative of Hessian not positive definite.			NE		Algorithm converged.	NE	NE	0,3325		NE		Algorithm converged.	NE	NE
Cardiac disorders	Cardiac failure	< 65 years	352	55,7	3	0,9	362	57,9	3	0,8	1,03		Convergence criterion (GCONV=1E-8) satisfied.	0,21	5,13	0,000		Algorithm converged.	-0,013	0,014	1,03		Algorithm converged.	0,21	5,06	0,9725	0,6990	0,97		Algorithm converged.	0,20	4,79
Cardiac disorders	Cardiac failure	>= 65 years	280	44,3	5	1,8	263	42,1	3	1,1	1,58		Convergence criterion (GCONV=1E-8) satisfied.	0,37	6,66	0,006		Algorithm converged.	-0,014	0,027	1,57		Algorithm converged.	0,38	6,49	0,5334		0,64		Algorithm converged.	0,15	2,65
Cardiac disorders	Cardiac failure acute	< 65 years	352	55,7	0	0,0	362	57,9	0	0,0	NE			NE	NE	NE		NE	NE	NE	NE		NE	NE	NE	NE	NE	NE		NE	NE	NE
Cardiac disorders	Cardiac failure acute	>= 65 years	280	44,3	0	0,0	263	42,1	1	0,4		*	Quasi-complete separation of data points detected.				*	ERROR: The mean parameter is either invalid or at a limit of its range for some observations.			0,00		Algorithm converged.	0,00	NE	0,3022		>999.99		Algorithm converged.	0,00	NE
Cardiac disorders	Cardiac failure chronic	< 65 years	352	55,7	1	0,3	362	57,9	1	0,3	1,03		Convergence criterion (GCONV=1E-8) satisfied.	0,06	16,50	0,000		Algorithm converged.	-0,008	0,008	1,03		Algorithm converged.	0,06	16,38	0,9842	0,7460	0,97		Algorithm converged.	0,06	15,49
Cardiac disorders	Cardiac failure chronic	>= 65 years	280	44,3	2	0,7	263	42,1	1	0,4	1,88		Convergence criterion (GCONV=1E-8) satisfied.	0,17	20,91	0,003		Algorithm converged.	-0,009	0,016	1,88		Algorithm converged.	0,17	20,60	0,6000		0,53		Algorithm converged.	0,05	5,84
Cardiac disorders	Cardiac failure congestive	< 65 years	352	55,7	5	1,4	362	57,9	4	1,1	1,29		Convergence criterion (GCONV=1E-8) satisfied.	0,34	4,84	0,003		Algorithm converged.	-0,013	0,020	1,29		Algorithm converged.	0,35	4,75	0,7058	0,4333	0,78		Algorithm converged.	0,21	2,87
Cardiac disorders	Cardiac failure congestive	>= 65 years	280	44,3	4	1,4	263	42,1	6	2,3	0,62		Convergence criterion (GCONV=1E-8) satisfied.	0,17	2,22	-0,009		Algorithm converged.	-0,031	0,014	0,63		Algorithm converged.	0,18	2,19	0,4605		1,60		Algorithm converged.	0,46	5,60
Cardiac disorders	Cardio-respiratory arrest	< 65 years	352	55,7	0	0,0	362	57,9	0	0,0	NE			NE	NE	NE		NE	NE	NE	NE		NE	NE	NE	NE	NE	NE		NE	NE	NE
Cardiac disorders	Cardio-respiratory arrest	>= 65 years	280	44,3	0	0,0	263	42,1	1	0,4		*	Quasi-complete separation of data points detected.				*	ERROR: The mean parameter is either invalid or at a limit of its range for some observations.			0,00		Algorithm converged.	0,00	NE	0,3022		>999.99		Algorithm converged.	0,00	NE
Cardiac disorders	Cardiomegaly	< 65 years	352	55,7	1	0,3	362	57,9	0	0,0		*	Quasi-complete separation of data points detected.				*	WARNING: The relative Hessian convergence criterion of 52.752689443 is greater than the limit of 0.0001. The convergence is questionable.			NE		Algorithm converged.	NE	NE	0,3105	0,1771	NE		Algorithm converged.	NE	NE
Cardiac disorders	Cardiomegaly	>= 65 years	280	44,3	1	0,4	263	42,1	2	0,8	0,47		Convergence criterion (GCONV=1E-8) satisfied.	0,04	5,19	-0,004		Algorithm converged.	-0,017	0,009	0,47		Algorithm converged.	0,04	5,15	0,5267		2,13		Algorithm converged.	0,19	23,34
Cardiac disorders	Cardiomyopathy	< 65 years	352	55,7	2	0,6	362	57,9	0	0,0		*	Quasi-complete separation of data points detected.				*	WARNING: Negative of Hessian not positive definite.			NE		Algorithm converged.	NE	NE	0,1512	1,0000	NE		Algorithm converged.	NE	NE
Cardiac disorders	Cardiomyopathy	>= 65 years	280	44,3	1	0,4	263	42,1	0	0,0		*	Quasi-complete separation of data points detected.				*	WARNING: Negative of Hessian not positive definite.			NE		Algorithm converged.	NE	NE	0,3325		NE		Algorithm converged.	NE	NE
Cardiac disorders	Cardiopulmonary failure	< 65 years	352	55,7	0	0,0	362	57,9	0	0,0	NE			NE	NE	NE		NE	NE	NE	NE		NE	NE	NE	NE	NE	NE		NE	NE	NE
Cardiac disorders	Cardiopulmonary failure	>= 65 years	280	44,3	1	0,4	263	42,1	0	0,0		*	Quasi-complete separation of data points detected.				*	WARNING: Negative of Hessian not positive definite.			NE		Algorithm converged.	NE	NE	0,3325		NE		Algorithm converged.	NE	NE
Cardiac disorders	Cardiovascular disorder	< 65 years	352	55,7	0	0,0	362	57,9	0	0,0	NE			NE	NE	NE		NE	NE	NE	NE		NE	NE	NE	NE	NE	NE		NE	NE	NE
Cardiac disorders	Cardiovascular disorder	>= 65 years	280	44,3	1	0,4	263	42,1	0	0,0		*	Quasi-complete separation of data points detected.				*	WARNING: Negative of Hessian not positive definite.			NE		Algorithm converged.	NE	NE	0,3325		NE		Algorithm converged.	NE	NE
Cardiac disorders	Cardiovascular insufficiency	< 65 years	352	55,7	0	0,0	362	57,9	0	0,0	NE			NE	NE	NE		NE	NE	NE	NE		NE	NE	NE	NE	NE	NE		NE	NE	NE
Cardiac disorders	Cardiovascular insufficiency	>= 65 years	280	44,3	1	0,4	263	42,1	0	0,0		*	Quasi-complete separation of data points detected.				*	WARNING: Negative of Hessian not positive definite.			NE		Algorithm converged.	NE	NE	0,3325		NE		Algorithm converged.	NE	NE
Cardiac disorders	Chronic left ventricular failure	< 65 years	352	55,7	1	0,3	362	57,9	0	0,0		*	Quasi-complete separation of data points detected.				*	WARNING: The relative Hessian convergence criterion of 52.752689443 is greater than the limit of 0.0001. The convergence is questionable.			NE		Algorithm converged.	NE	NE	0,3105	1,0000	NE		Algorithm converged.	NE	NE
Cardiac disorders	Chronic left ventricular failure	>= 65 years	280	44,3	1	0,4	263	42,1	0	0,0		*	Quasi-complete separation of data points detected.				*	WARNING: Negative of Hessian not positive definite.			NE		Algorithm converged.	NE	NE	0,3325		NE		Algorithm converged.	NE	NE
Cardiac disorders	Congestive cardiomyopathy	< 65 years	352	55,7	0	0,0	362	57,9	1	0,3		*	Quasi-complete separation of data points detected.				*	ERROR: Error in computing the link function, its derivatives, or the variance function.			0,00		Algorithm converged.	0,00	NE	0,3241	NE	>999.99		Algorithm converged.	0,00	NE

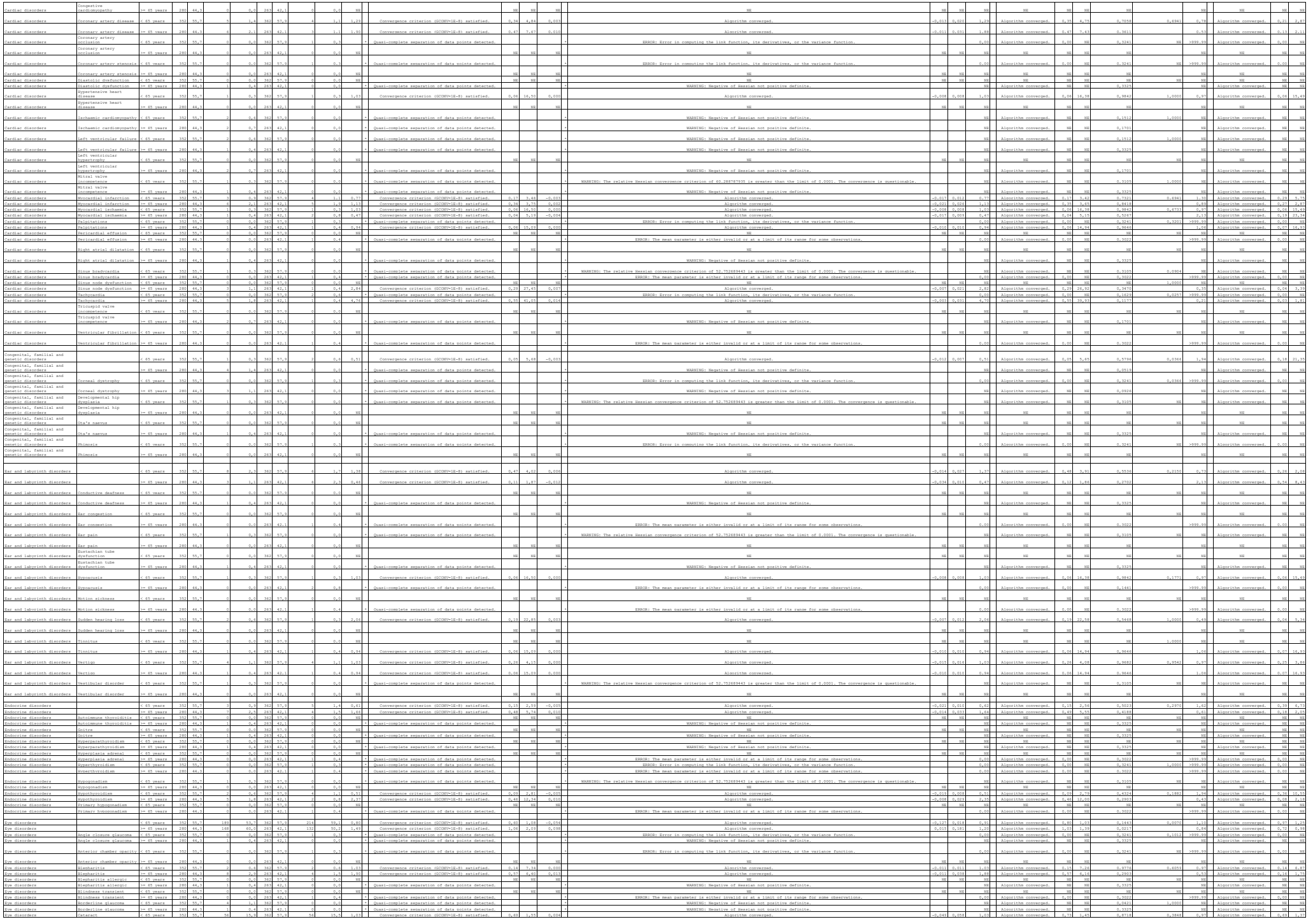

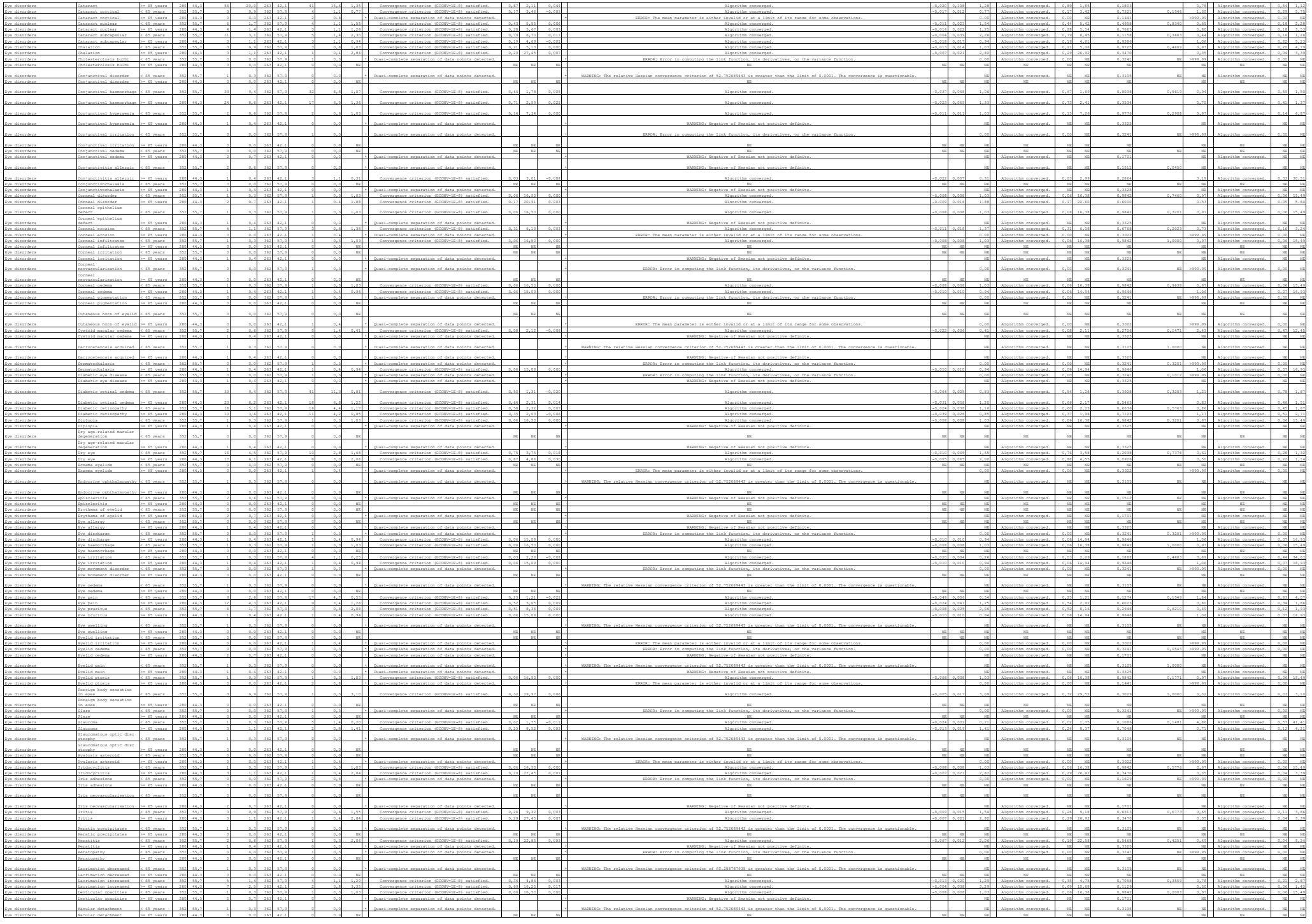

| | | |

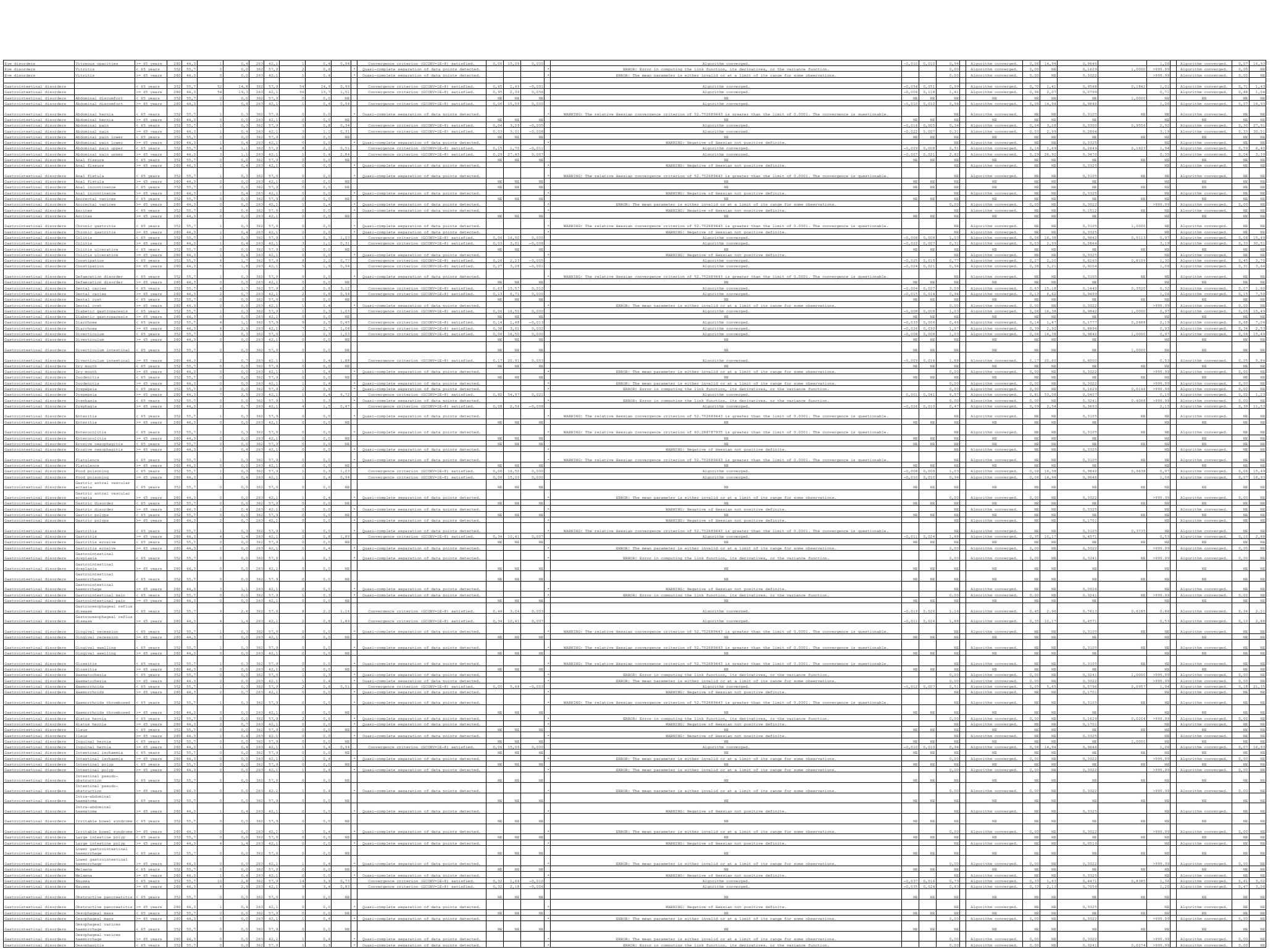

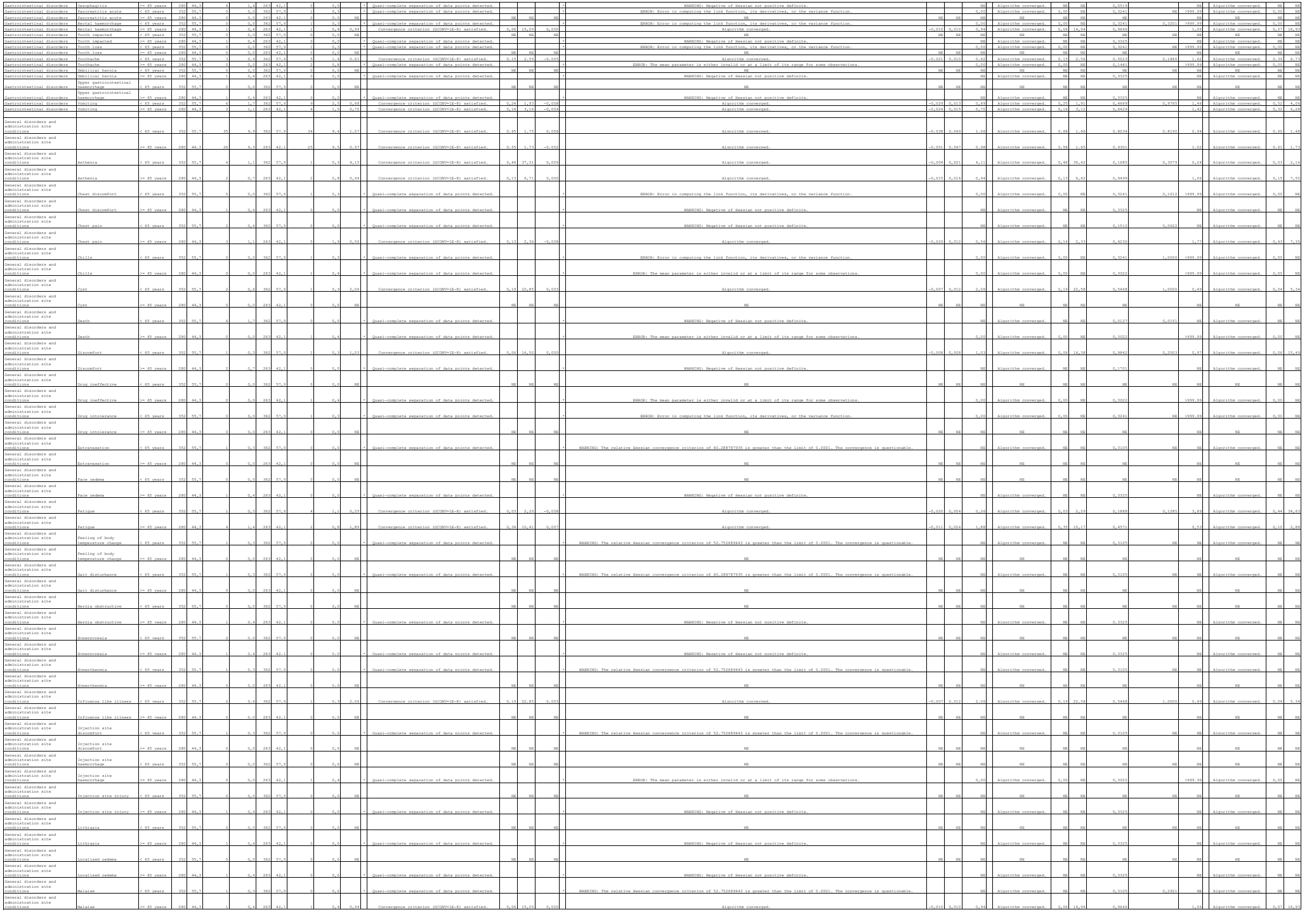

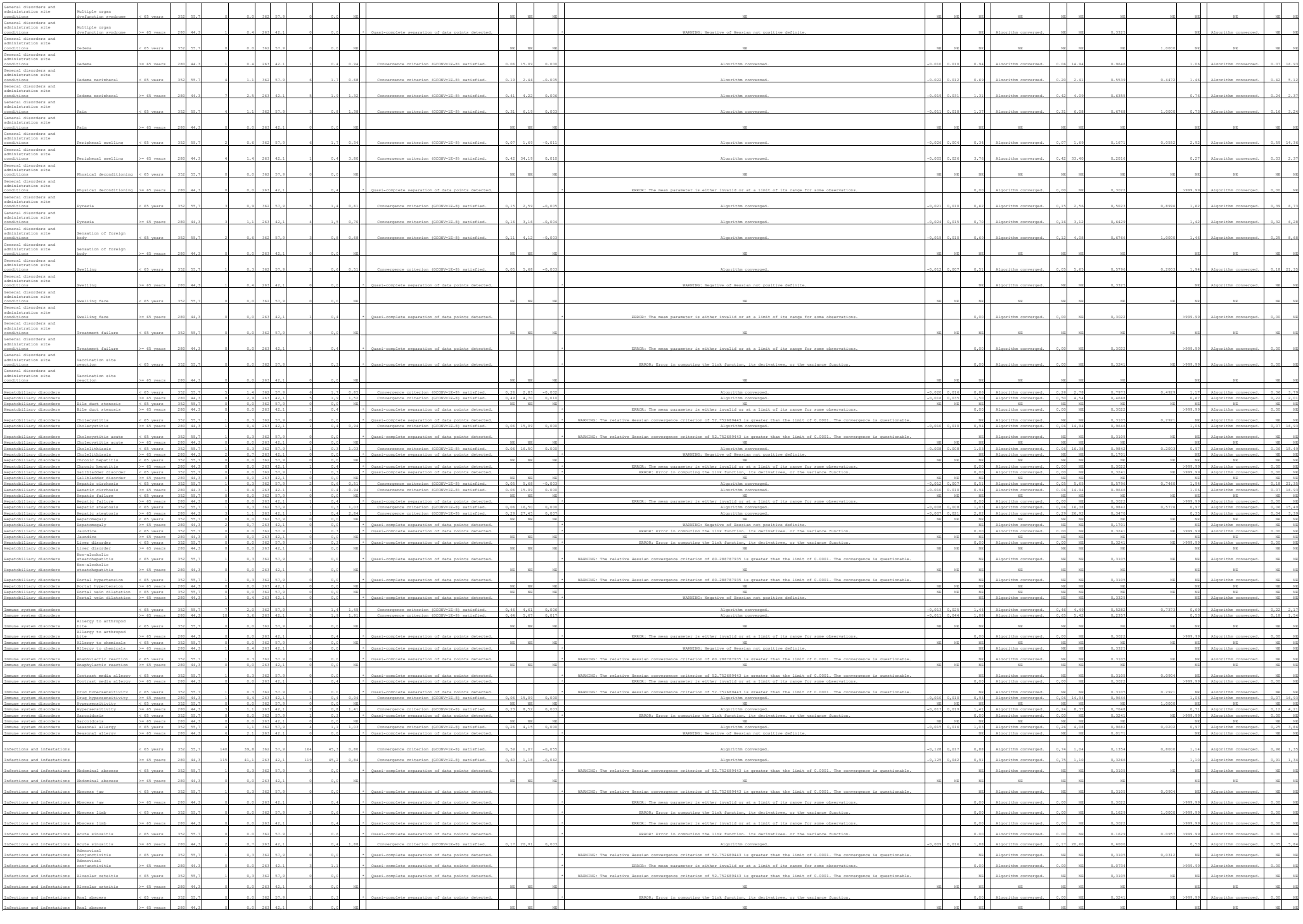

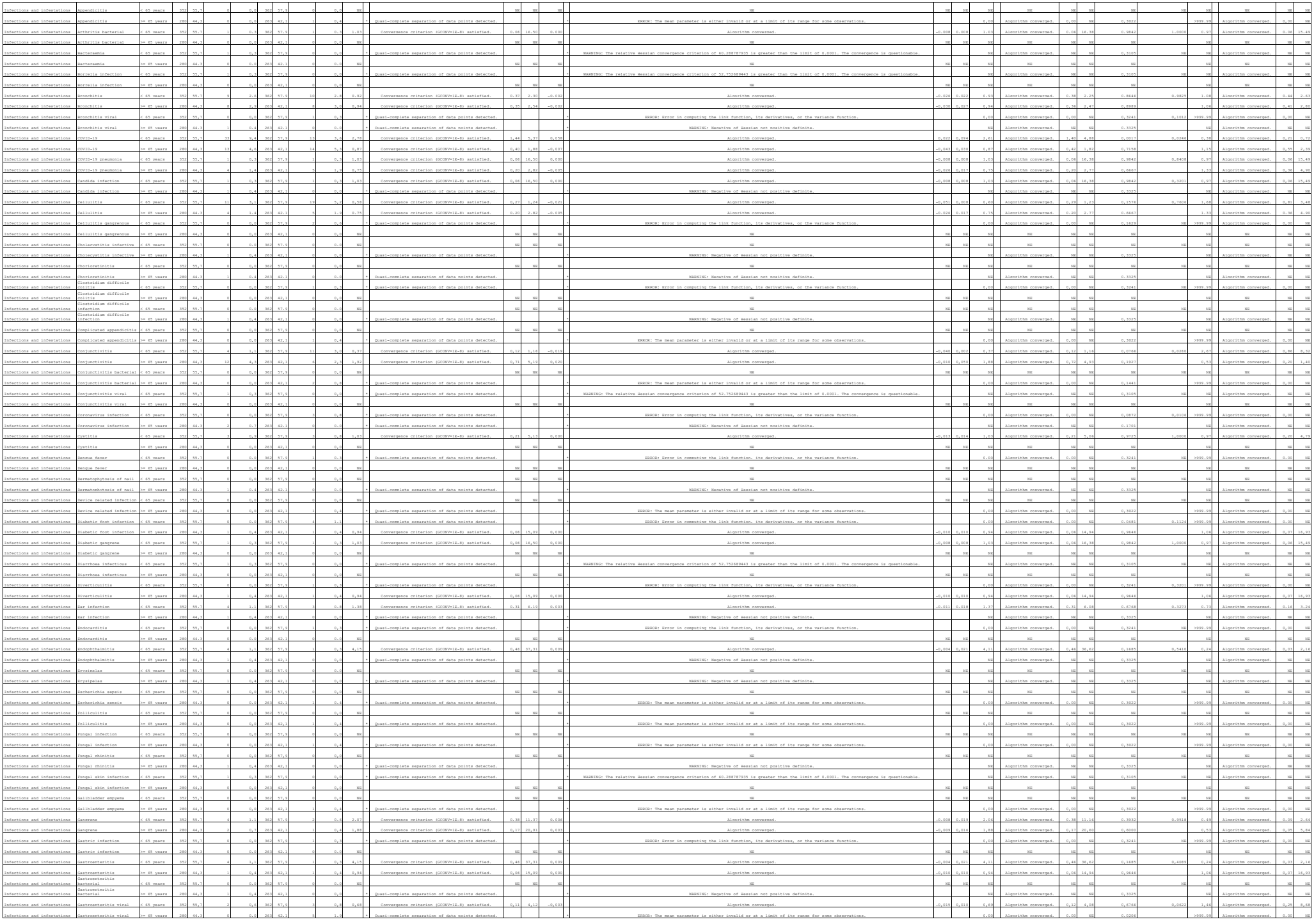

| | | |

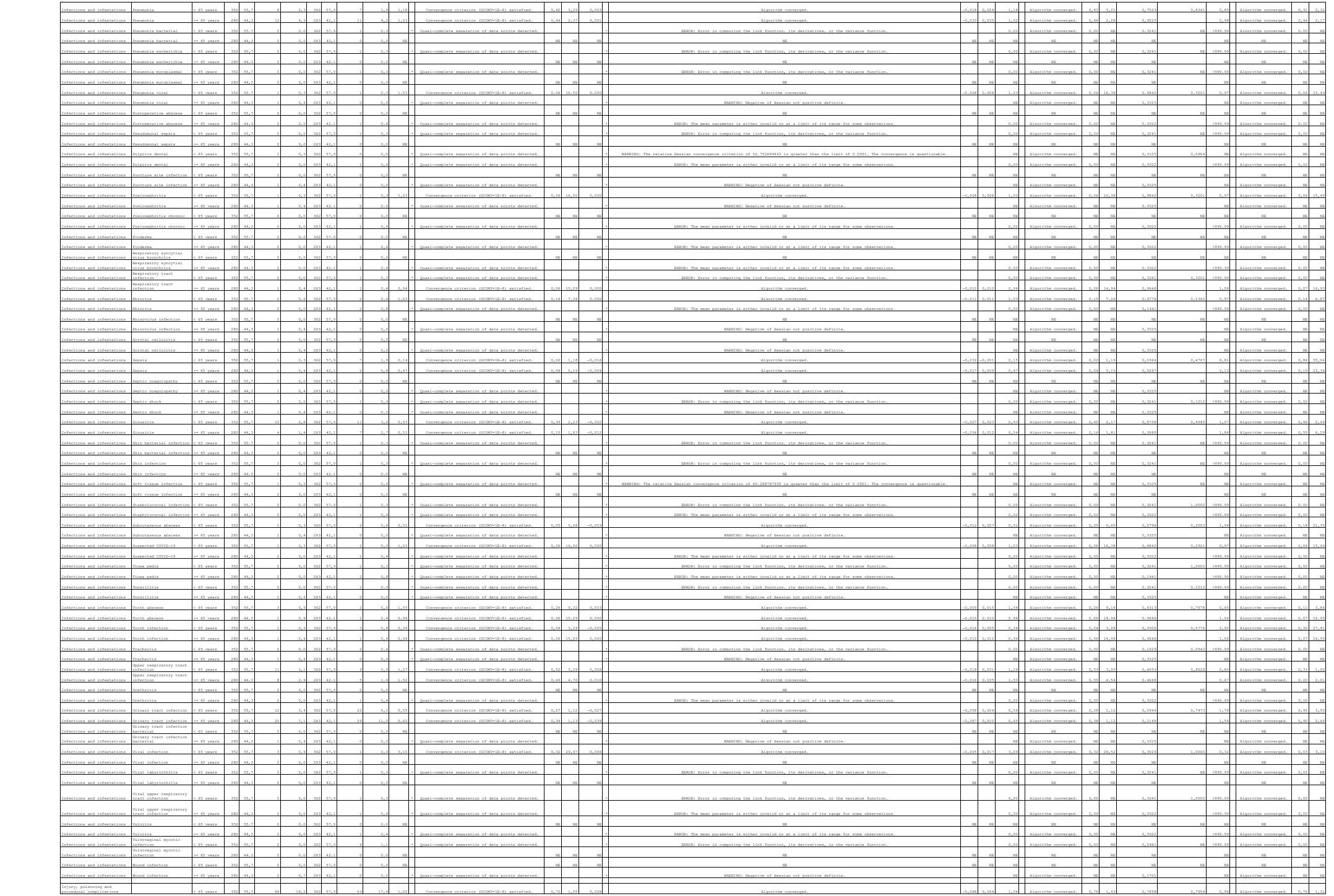

| | | |

| | | |

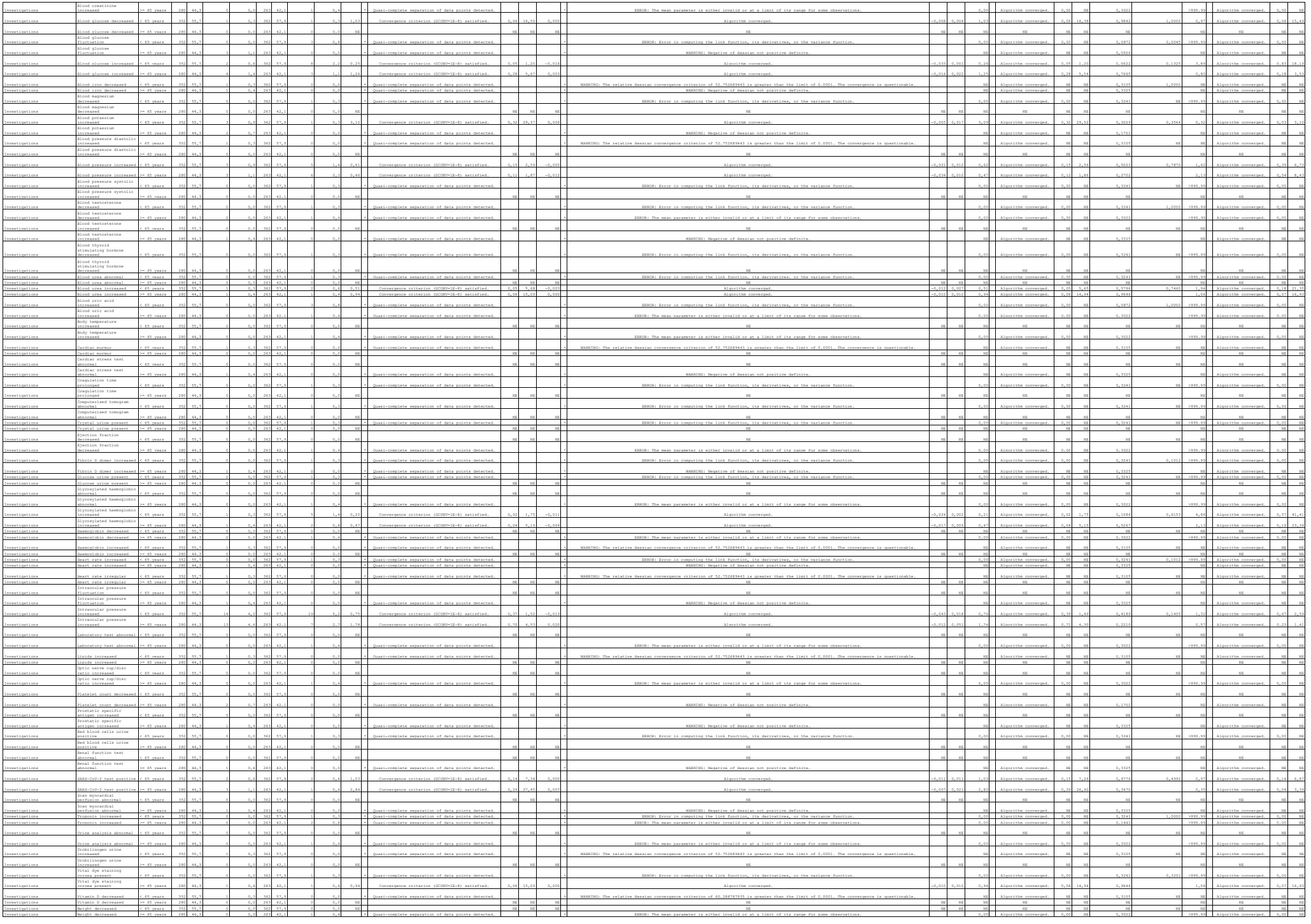

| | | |

| | | |

| | | |

| | | |

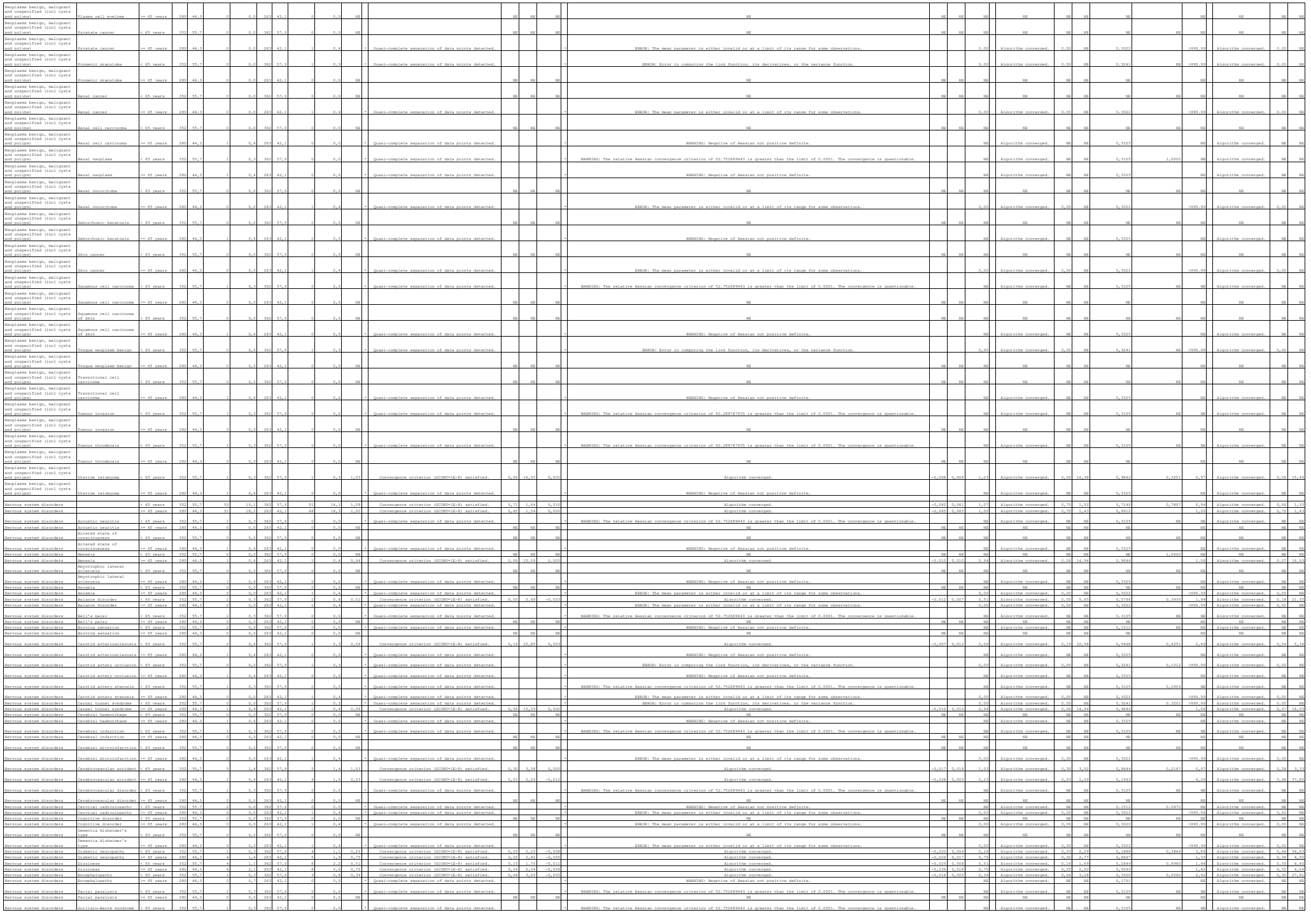



| | | |

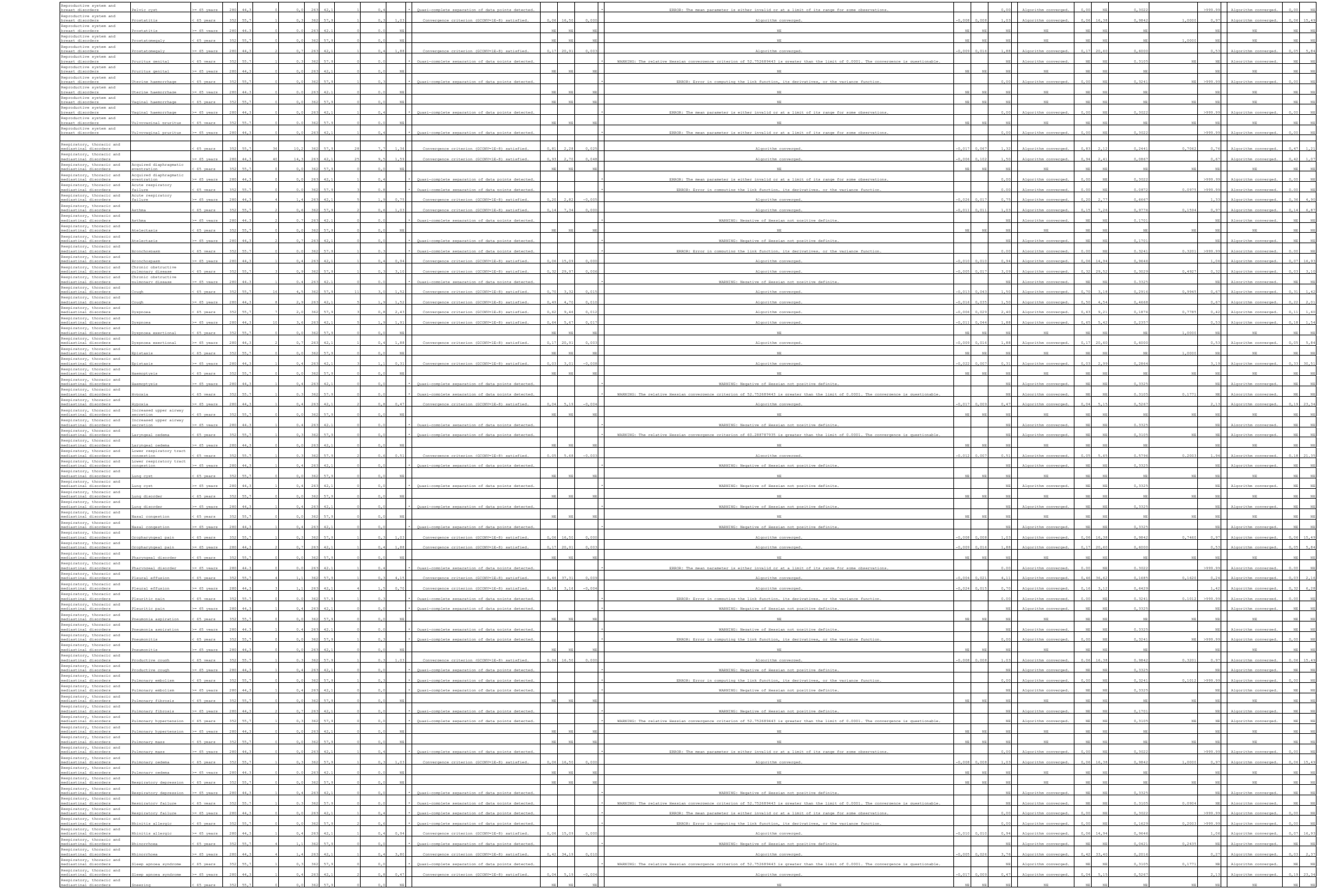

| | | |

Surgical and medical procedures	Nasal decongestion therapy	< 65 years	352	55,7	0	0,0	362	57,9	0	0,0	NE			NE	NE	NE		NE	NE	NE	NE		NE	NE	NE	NE	NE	NE		NE	NE	NE
Surgical and medical procedures	Nasal decongestion therapy	>= 65 years	280	44,3	1	0,4	263	42,1	0	0,0		*	Quasi-complete separation of data points detected.				*	WARNING: Negative of Hessian not positive definite.			NE		Algorithm converged.	NE	NE	0,3325		NE		Algorithm converged.	NE	NE
Surgical and medical procedures	Tooth extraction	< 65 years	352	55,7	0	0,0	362	57,9	1	0,3		*	Quasi-complete separation of data points detected.				*	ERROR: Error in computing the link function, its derivatives, or the variance function.			0,00		Algorithm converged.	0,00	NE	0,3241	0,1012	>999.99		Algorithm converged.	0,00	NE
Surgical and medical procedures	Tooth extraction	>= 65 years	280	44,3	1	0,4	263	42,1	0	0,0		*	Quasi-complete separation of data points detected.				*	WARNING: Negative of Hessian not positive definite.			NE		Algorithm converged.	NE	NE	0,3325		NE		Algorithm converged.	NE	NE
Vascular disorders		< 65 years	352	55,7	56	15,9	362	57,9	62	17,1	0,92		Convergence criterion (GCONV=1E-8) satisfied.	0,62	1,36	-0,012		Algorithm converged.	-0,067	0,042	0,93		Algorithm converged.	0,67	1,29	0,6616	0,0206	1,08		Algorithm converged.	0,77	1,50
Vascular disorders		>= 65 years	280	44,3	49	17,5	263	42,1	26	9,9	1,93		Convergence criterion (GCONV=1E-8) satisfied.	1,16	3,22	0,076		Algorithm converged.	0,019	0,133	1,77		Algorithm converged.	1,13	2,76	0,0102		0,56		Algorithm converged.	0,36	0,88
Vascular disorders	Aneurysm	< 65 years	352	55,7	0	0,0	362	57,9	2	0,6		*	Quasi-complete separation of data points detected.				*	ERROR: Error in computing the link function, its derivatives, or the variance function.			0,00		Algorithm converged.	0,00	NE	0,1629	0,0543	>999.99		Algorithm converged.	0,00	NE
Vascular disorders	Aneurysm	>= 65 years	280	44,3	1	0,4	263	42,1	0	0,0		*	Quasi-complete separation of data points detected.				*	WARNING: Negative of Hessian not positive definite.			NE		Algorithm converged.	NE	NE	0,3325		NE		Algorithm converged.	NE	NE
Vascular disorders	Aortic arteriosclerosis	< 65 years	352	55,7	1	0,3	362	57,9	0	0,0		*	Quasi-complete separation of data points detected.				*	WARNING: The relative Hessian convergence criterion of 52.752689443 is greater than the limit of 0.0001. The convergence is questionable.			NE		Algorithm converged.	NE	NE	0,3105	NE	NE		Algorithm converged.	NE	NE
Vascular disorders	Aortic arteriosclerosis	>= 65 years	280	44,3	0	0,0	263	42,1	0	0,0	NE			NE	NE	NE		NE	NE	NE	NE		NE	NE	NE	NE		NE		NE	NE	NE
Vascular disorders	Aortic stenosis	< 65 years	352	55,7	1	0,3	362	57,9	0	0,0		*	Quasi-complete separation of data points detected.				*	WARNING: The relative Hessian convergence criterion of 52.752689443 is greater than the limit of 0.0001. The convergence is questionable.			NE		Algorithm converged.	NE	NE	0,3105	1,0000	NE		Algorithm converged.	NE	NE
Vascular disorders	Aortic stenosis	>= 65 years	280	44,3	1	0,4	263	42,1	0	0,0		*	Quasi-complete separation of data points detected.				*	WARNING: Negative of Hessian not positive definite.			NE		Algorithm converged.	NE	NE	0,3325		NE		Algorithm converged.	NE	NE
Vascular disorders	Arterial occlusive disease	< 65 years	352	55,7	1	0,3	362	57,9	1	0,3	1,03		Convergence criterion (GCONV=1E-8) satisfied.	0,06	16,50	0,000		Algorithm converged.	-0,008	0,008	1,03		Algorithm converged.	0,06	16,38	0,9842	1,0000	0,97		Algorithm converged.	0,06	15,49
Vascular disorders	Arterial occlusive disease	>= 65 years	280	44,3	0	0,0	263	42,1	0	0,0	NE			NE	NE	NE		NE	NE	NE	NE		NE	NE	NE	NE		NE		NE	NE	NE
Vascular disorders	Arteriosclerosis	< 65 years	352	55,7	2	0,6	362	57,9	0	0,0		*	Quasi-complete separation of data points detected.				*	WARNING: Negative of Hessian not positive definite.			NE		Algorithm converged.	NE	NE	0,1512	1,0000	NE		Algorithm converged.	NE	NE
Vascular disorders	Arteriosclerosis	>= 65 years	280	44,3	2	0,7	263	42,1	0	0,0		*	Quasi-complete separation of data points detected.				*	WARNING: Negative of Hessian not positive definite.			NE		Algorithm converged.	NE	NE	0,1701		NE		Algorithm converged.	NE	NE
Vascular disorders	Blood pressure fluctuation	< 65 years	352	55,7	0	0,0	362	57,9	3	0,8		*	Quasi-complete separation of data points detected.				*	ERROR: Error in computing the link function, its derivatives, or the variance function.			0,00		Algorithm converged.	0,00	NE	0,0872	0,0045	>999.99		Algorithm converged.	0,00	NE
Vascular disorders	Blood pressure fluctuation	>= 65 years	280	44,3	3	1,1	263	42,1	0	0,0		*	Quasi-complete separation of data points detected.				*	WARNING: Negative of Hessian not positive definite.			NE		Algorithm converged.	NE	NE	0,0926		NE		Algorithm converged.	NE	NE
Vascular disorders	Blood pressure inadequately controlled	< 65 years	352	55,7	0	0,0	362	57,9	0	0,0	NE			NE	NE	NE		NE	NE	NE	NE		NE	NE	NE	NE	NE	NE		NE	NE	NE
Vascular disorders	Blood pressure inadequately controlled	>= 65 years	280	44,3	0	0,0	263	42,1	1	0,4		*	Quasi-complete separation of data points detected.				*	ERROR: The mean parameter is either invalid or at a limit of its range for some observations.			0,00		Algorithm converged.	0,00	NE	0,3022		>999.99		Algorithm converged.	0,00	NE
Vascular disorders	Brachiocephalic arteriosclerosis	< 65 years	352	55,7	1	0,3	362	57,9	0	0,0		*	Quasi-complete separation of data points detected.				*	WARNING: The relative Hessian convergence criterion of 52.752689443 is greater than the limit of 0.0001. The convergence is questionable.			NE		Algorithm converged.	NE	NE	0,3105	NE	NE		Algorithm converged.	NE	NE
Vascular disorders	Brachiocephalic arteriosclerosis	>= 65 years	280	44,3	0	0,0	263	42,1	0	0,0	NE			NE	NE	NE		NE	NE	NE	NE		NE	NE	NE	NE		NE		NE	NE	NE
Vascular disorders	Circulatory collapse	< 65 years	352	55,7	1	0,3	362	57,9	1	0,3	1,03		Convergence criterion (GCONV=1E-8) satisfied.	0,06	16,50	0,000		Algorithm converged.	-0,008	0,008	1,03		Algorithm converged.	0,06	16,38	0,9842	1,0000	0,97		Algorithm converged.	0,06	15,49
Vascular disorders	Circulatory collapse	>= 65 years	280	44,3	0	0,0	263	42,1	0	0,0	NE			NE	NE	NE		NE	NE	NE	NE		NE	NE	NE	NE		NE		NE	NE	NE
Vascular disorders	Deep vein thrombosis	< 65 years	352	55,7	0	0,0	362	57,9	2	0,6		*	Quasi-complete separation of data points detected.				*	ERROR: Error in computing the link function, its derivatives, or the variance function.			0,00		Algorithm converged.	0,00	NE	0,1629	0,0543	>999.99		Algorithm converged.	0,00	NE
Vascular disorders	Deep vein thrombosis	>= 65 years	280	44,3	1	0,4	263	42,1	0	0,0		*	Quasi-complete separation of data points detected.				*	WARNING: Negative of Hessian not positive definite.			NE		Algorithm converged.	NE	NE	0,3325		NE		Algorithm converged.	NE	NE
Vascular disorders	Essential hypertension	< 65 years	352	55,7	1	0,3	362	57,9	0	0,0		*	Quasi-complete separation of data points detected.				*	WARNING: The relative Hessian convergence criterion of 52.752689443 is greater than the limit of 0.0001. The convergence is questionable.			NE		Algorithm converged.	NE	NE	0,3105	NE	NE		Algorithm converged.	NE	NE
Vascular disorders	Essential hypertension	>= 65 years	280	44,3	0	0,0	263	42,1	0	0,0	NE			NE	NE	NE		NE	NE	NE	NE		NE	NE	NE	NE		NE		NE	NE	NE
Vascular disorders	Extremity necrosis	< 65 years	352	55,7	1	0,3	362	57,9	0	0,0		*	Quasi-complete separation of data points detected.				*	WARNING: The relative Hessian convergence criterion of 60.288787935 is greater than the limit of 0.0001. The convergence is questionable.			NE		Algorithm converged.	NE	NE	0,3105	0,2921	NE		Algorithm converged.	NE	NE
Vascular disorders	Extremity necrosis	>= 65 years	280	44,3	1	0,4	263	42,1	1	0,4	0,94		Convergence criterion (GCONV=1E-8) satisfied.	0,06	15,09	0,000		Algorithm converged.	-0,010	0,010	0,94		Algorithm converged.	0,06	14,94	0,9646		1,06		Algorithm converged.	0,07	16,93
Vascular disorders	Giant cell arteritis	< 65 years	352	55,7	0	0,0	362	57,9	1	0,3		*	Quasi-complete separation of data points detected.				*	ERROR: Error in computing the link function, its derivatives, or the variance function.			0,00		Algorithm converged.	0,00	NE	0,3241	NE	>999.99		Algorithm converged.	0,00	NE
Vascular disorders	Giant cell arteritis	>= 65 years	280	44,3	0	0,0	263	42,1	0	0,0	NE			NE	NE	NE		NE	NE	NE	NE		NE	NE	NE	NE		NE		NE	NE	NE
Vascular disorders	Haematoma	< 65 years	352	55,7	2	0,6	362	57,9	0	0,0		*	Quasi-complete separation of data points detected.				*	WARNING: Negative of Hessian not positive definite.			NE		Algorithm converged.	NE	NE	0,1512	0,0450	NE		Algorithm converged.	NE	NE
Vascular disorders	Haematoma	>= 65 years	280	44,3	1	0,4	263	42,1	3	1,1	0,31		Convergence criterion (GCONV=1E-8) satisfied.	0,03	3,01	-0,008		Algorithm converged.	-0,022	0,007	0,31		Algorithm converged.	0,03	2,99	0,2864		3,19		Algorithm converged.	0,33	30,51
Vascular disorders	Haemorrhage	< 65 years	352	55,7	1	0,3	362	57,9	1	0,3	1,03		Convergence criterion (GCONV=1E-8) satisfied.	0,06	16,50	0,000		Algorithm converged.	-0,008	0,008	1,03		Algorithm converged.	0,06	16,38	0,9842	0,3201	0,97		Algorithm converged.	0,06	15,49
Vascular disorders	Haemorrhage	>= 65 years	280	44,3	1	0,4	263	42,1	0	0,0		*	Quasi-complete separation of data points detected.				*	WARNING: Negative of Hessian not positive definite.			NE		Algorithm converged.	NE	NE	0,3325		NE		Algorithm converged.	NE	NE
Vascular disorders	Hyperaemia	< 65 years	352	55,7	2	0,6	362	57,9	0	0,0		*	Quasi-complete separation of data points detected.				*	WARNING: Negative of Hessian not positive definite.			NE		Algorithm converged.	NE	NE	0,1512	NE	NE		Algorithm converged.	NE	NE
Vascular disorders	Hyperaemia	>= 65 years	280	44,3	0	0,0	263	42,1	0	0,0	NE			NE	NE	NE		NE	NE	NE	NE		NE	NE	NE	NE		NE		NE	NE	NE
Vascular disorders	Hypertension	< 65 years	352	55,7	31	8,8	362	57,9	42	11,6	0,74		Convergence criterion (GCONV=1E-8) satisfied.	0,45	1,20	-0,028		Algorithm converged.	-0,072	0,016	0,76		Algorithm converged.	0,49	1,18	0,2180	0,0107	1,32		Algorithm converged.	0,85	2,05
Vascular disorders	Hypertension	>= 65 years	280	44,3	28	10,0	263	42,1	13	4,9	2,14		Convergence criterion (GCONV=1E-8) satisfied.	1,08	4,22	0,051		Algorithm converged.	0,007	0,094	2,02		Algorithm converged.	1,07	3,82	0,0260		0,49		Algorithm converged.	0,26	0,93
Vascular disorders	Hypertensive crisis	< 65 years	352	55,7	3	0,9	362	57,9	0	0,0		*	Quasi-complete separation of data points detected.				*	WARNING: Negative of Hessian not positive definite.			NE		Algorithm converged.	NE	NE	0,0786	0,0312	NE		Algorithm converged.	NE	NE
Vascular disorders	Hypertensive crisis	>= 65 years	280	44,3	0	0,0	263	42,1	1	0,4		*	Quasi-complete separation of data points detected.				*	ERROR: The mean parameter is either invalid or at a limit of its range for some observations.			0,00		Algorithm converged.	0,00	NE	0,3022		>999.99		Algorithm converged.	0,00	NE
Vascular disorders	Hypertensive urgency	< 65 years	352	55,7	0	0,0	362	57,9	3	0,8		*	Quasi-complete separation of data points detected.				*	ERROR: Error in computing the link function, its derivatives, or the variance function.			0,00		Algorithm converged.	0,00	NE	0,0872	0,0366	>999.99		Algorithm converged.	0,00	NE
Vascular disorders	Hypertensive urgency	>= 65 years	280	44,3	1	0,4	263	42,1	0	0,0		*	Quasi-complete separation of data points detected.				*	WARNING: Negative of Hessian not positive definite.			NE		Algorithm converged.	NE	NE	0,3325		NE		Algorithm converged.	NE	NE
Vascular disorders	Hypotension	< 65 years	352	55,7	2	0,6	362	57,9	6	1,7	0,34		Convergence criterion (GCONV=1E-8) satisfied.	0,07	1,69	-0,011		Algorithm converged.	-0,026	0,004	0,34		Algorithm converged.	0,07	1,69	0,1671	0,0791	2,92		Algorithm converged.	0,59	14,36
Vascular disorders	Hypotension	>= 65 years	280	44,3	5	1,8	263	42,1	2	0,8	2,37		Convergence criterion (GCONV=1E-8) satisfied.	0,46	12,34	0,010		Algorithm converged.	-0,008	0,029	2,35		Algorithm converged.	0,46	12,00	0,2903		0,43		Algorithm converged.	0,08	2,18
Vascular disorders	Lymphoedema	< 65 years	352	55,7	0	0,0	362	57,9	1	0,3		*	Quasi-complete separation of data points detected.				*	ERROR: Error in computing the link function, its derivatives, or the variance function.			0,00		Algorithm converged.	0,00	NE	0,3241	NE	>999.99		Algorithm converged.	0,00	NE
Vascular disorders	Lymphoedema	>= 65 years	280	44,3	0	0,0	263	42,1	0	0,0	NE			NE	NE	NE		NE	NE	NE	NE		NE	NE	NE	NE		NE		NE	NE	NE
Vascular disorders	Neovascularisation	< 65 years	352	55,7	2	0,6	362	57,9	1	0,3	2,06		Convergence criterion (GCONV=1E-8) satisfied.	0,19	22,85	0,003		Algorithm converged.	-0,007	0,012	2,06		Algorithm converged.	0,19	22,58	0,5468	1,0000	0,49		Algorithm converged.	0,04	5,34
Vascular disorders	Neovascularisation	>= 65 years	280	44,3	0	0,0	263	42,1	0	0,0	NE			NE	NE	NE		NE	NE	NE	NE		NE	NE	NE	NE		NE		NE	NE	NE
Vascular disorders	Orthostatic hypotension	< 65 years	352	55,7	0	0,0	362	57,9	0	0,0	NE			NE	NE	NE		NE	NE	NE	NE		NE	NE	NE	NE	1,0000	NE		NE	NE	NE
Vascular disorders	Orthostatic hypotension	>= 65 years	280	44,3	1	0,4	263	42,1	1	0,4	0,94		Convergence criterion (GCONV=1E-8) satisfied.	0,06	15,09	0,000		Algorithm converged.	-0,010	0,010	0,94		Algorithm converged.	0,06	14,94	0,9646		1,06		Algorithm converged.	0,07	16,93
Vascular disorders	Peripheral arterial occlusive disease	< 65 years	352	55,7	1	0,3	362	57,9	1	0,3	1,03		Convergence criterion (GCONV=1E-8) satisfied.	0,06	16,50	0,000		Algorithm converged.	-0,008	0,008	1,03		Algorithm converged.	0,06	16,38	0,9842	0,6733	0,97		Algorithm converged.	0,06	15,49
Vascular disorders	Peripheral arterial occlusive disease	>= 65 years	280	44,3	1	0,4	263	42,1	2	0,8	0,47		Convergence criterion (GCONV=1E-8) satisfied.	0,04	5,19	-0,004		Algorithm converged.	-0,017	0,009	0,47		Algorithm converged.	0,04	5,15	0,5267		2,13		Algorithm converged.	0,19	23,34
Vascular disorders	Peripheral artery occlusion	< 65 years	352	55,7	0	0,0	362	57,9	0	0,0	NE			NE	NE	NE		NE	NE	NE	NE		NE	NE	NE	NE	NE	NE		NE	NE	NE
Vascular disorders	Peripheral artery occlusion	>= 65 years	280	44,3	0	0,0	263	42,1	1	0,4		*	Quasi-complete separation of data points detected.				*	ERROR: The mean parameter is either invalid or at a limit of its range for some observations.			0,00		Algorithm converged.	0,00	NE	0,3022		>999.99		Algorithm converged.	0,00	NE
Vascular disorders	Peripheral artery stenosis	< 65 years	352	55,7	0	0,0	362	57,9	0	0,0	NE			NE	NE	NE		NE	NE	NE	NE		NE	NE	NE	NE	1,0000	NE		NE	NE	NE
Vascular disorders	Peripheral artery stenosis	>= 65 years	280	44,3	1	0,4	263	42,1	2	0,8	0,47		Convergence criterion (GCONV=1E-8) satisfied.	0,04	5,19	-0,004		Algorithm converged.	-0,017	0,009	0,47		Algorithm converged.	0,04	5,15	0,5267		2,13		Algorithm converged.	0,19	23,34
Vascular disorders	Peripheral coldness	< 65 years	352	55,7	1	0,3	362	57,9	0	0,0		*	Quasi-complete separation of data points detected.				*	WARNING: The relative Hessian convergence criterion of 60.288787935 is greater than the limit of 0.0001. The convergence is questionable.			NE		Algorithm converged.	NE	NE	0,3105	NE	NE		Algorithm converged.	NE	NE
Vascular disorders	Peripheral coldness	>= 65 years	280	44,3	0	0,0	263	42,1	0	0,0	NE			NE	NE	NE		NE	NE	NE	NE		NE	NE	NE	NE		NE		NE	NE	NE
Vascular disorders	Peripheral ischaemia	< 65 years	352	55,7	1	0,3	362	57,9	0	0,0		*	Quasi-complete separation of data points detected.				*	WARNING: The relative Hessian convergence criterion of 52.752689443 is greater than the limit of 0.0001. The convergence is questionable.			NE		Algorithm converged.	NE	NE	0,3105	NE	NE		Algorithm converged.	NE	NE
Vascular disorders	Peripheral ischaemia	>= 65 years	280	44,3	0	0,0	263	42,1	0	0,0	NE			NE	NE	NE		NE	NE	NE	NE		NE	NE	NE	NE		NE		NE	NE	NE
Vascular disorders	Peripheral vascular disorder	< 65 years	352	55,7	2	0,6	362	57,9	0	0,0		*	Quasi-complete separation of data points detected.				*	WARNING: Negative of Hessian not positive definite.			NE		Algorithm converged.	NE	NE	0,1512	1,0000	NE		Algorithm converged.	NE	NE
Vascular disorders	Peripheral vascular disorder	>= 65 years	280	44,3	1	0,4	263	42,1	0	0,0		*	Quasi-complete separation of data points detected.				*	WARNING: Negative of Hessian not positive definite.			NE		Algorithm converged.	NE	NE	0,3325		NE		Algorithm converged.	NE	NE
Vascular disorders	Phlebitis	< 65 years	352	55,7	1	0,3	362	57,9	0	0,0		*	Quasi-complete separation of data points detected.				*	WARNING: The relative Hessian convergence criterion of 52.752689443 is greater than the limit of 0.0001. The convergence is questionable.			NE		Algorithm converged.	NE	NE	0,3105	1,0000	NE		Algorithm converged.	NE	NE
Vascular disorders	Phlebitis	>= 65 years	280	44,3	2	0,7	263	42,1	0	0,0		*	Quasi-complete separation of data points detected.				*	WARNING: Negative of Hessian not positive definite.			NE		Algorithm converged.	NE	NE	0,1701		NE		Algorithm converged.	NE	NE
Vascular disorders	Poor peripheral circulation	< 65 years	352	55,7	1	0,3	362	57,9	0	0,0		*	Quasi-complete separation of data points detected.				*	WARNING: The relative Hessian convergence criterion of 52.752689443 is greater than the limit of 0.0001. The convergence is questionable.			NE		Algorithm converged.	NE	NE	0,3105	NE	NE		Algorithm converged.	NE	NE
Vascular disorders	Poor peripheral circulation	>= 65 years	280	44,3	0	0,0	263	42,1	0	0,0	NE			NE	NE	NE		NE	NE	NE	NE		NE	NE	NE	NE		NE		NE	NE	NE
Vascular disorders	Post thrombotic syndrome	< 65 years	352	55,7	0	0,0	362	57,9	0	0,0	NE			NE	NE	NE		NE	NE	NE	NE		NE	NE	NE	NE	NE	NE		NE	NE	NE
Vascular disorders	Post thrombotic syndrome	>= 65 years	280	44,3	0	0,0	263	42,1	1	0,4		*	Quasi-complete separation of data points detected.				*	ERROR: The mean parameter is either invalid or at a limit of its range for some observations.			0,00		Algorithm converged.	0,00	NE	0,3022		>999.99		Algorithm converged.	0,00	NE
Vascular disorders	Shock	< 65 years	352	55,7	0	0,0	362	57,9	1	0,3		*	Quasi-complete separation of data points detected.				*	ERROR: Error in computing the link function, its derivatives, or the variance function.			0,00		Algorithm converged.	0,00	NE	0,3241	NE	>999.99		Algorithm converged.	0,00	NE
Vascular disorders	Shock	>= 65 years	280	44,3	0	0,0	263	42,1	0	0,0	NE			NE	NE	NE		NE	NE	NE	NE		NE	NE	NE	NE		NE		NE	NE	NE
Vascular disorders	Thrombophlebitis	< 65 years	352	55,7	1	0,3	362	57,9	0	0,0		*	Quasi-complete separation of data points detected.				*	WARNING: The relative Hessian convergence criterion of 52.752689443 is greater than the limit of 0.0001. The convergence is questionable.			NE		Algorithm converged.	NE	NE	0,3105	0,0904	NE		Algorithm converged.	NE	NE
Vascular disorders	Thrombophlebitis	>= 65 years	280	44,3	0	0,0	263	42,1	1	0,4		*	Quasi-complete separation of data points detected.				*	ERROR: The mean parameter is either invalid or at a limit of its range for some observations.			0,00		Algorithm converged.	0,00	NE	0,3022		>999.99		Algorithm converged.	0,00	NE
Vascular disorders	Thrombophlebitis superficial	< 65 years	352	55,7	0	0,0	362	57,9	0	0,0	NE			NE	NE	NE		NE	NE	NE	NE		NE	NE	NE	NE	NE	NE		NE	NE	NE
Vascular disorders	Thrombophlebitis superficial	>= 65 years	280	44,3	1	0,4	263	42,1	0	0,0		*	Quasi-complete separation of data points detected.				*	WARNING: Negative of Hessian not positive definite.			NE		Algorithm converged.	NE	NE	0,3325		NE		Algorithm converged.	NE	NE
Vascular disorders	Varicose vein	< 65 years	352	55,7	1	0,3	362	57,9	0	0,0		*	Quasi-complete separation of data points detected.				*	WARNING: The relative Hessian convergence criterion of 60.288787935 is greater than the limit of 0.0001. The convergence is questionable.			NE		Algorithm converged.	NE	NE	0,3105	1,0000	NE		Algorithm converged.	NE	NE
Vascular disorders	Varicose vein	>= 65 years	280	44,3	1	0,4	263	42,1	0	0,0		*	Quasi-complete separation of data points detected.				*	WARNING: Negative of Hessian not positive definite.			NE		Algorithm converged.	NE	NE	0,3325		NE		Algorithm converged.	NE	NE
Vascular disorders	Vascular fragility	< 65 years	352	55,7	0	0,0	362	57,9	1	0,3		*	Quasi-complete separation of data points detected.				*	ERROR: Error in computing the link function, its derivatives, or the variance function.			0,00		Algorithm converged.	0,00	NE	0,3241	0,0543	>999.99		Algorithm converged.	0,00	NE
Vascular disorders	Vascular fragility	>= 65 years	280	44,3	2	0,7	263	42,1	0	0,0		*	Quasi-complete separation of data points detected.				*	WARNING: Negative of Hessian not positive definite.			NE		Algorithm converged.	NE	NE	0,1701		NE		Algorithm converged.	NE	NE
Vascular disorders	Vascular occlusion	< 65 years	352	55,7	0	0,0	362	57,9	1	0,3		*	Quasi-complete separation of data points detected.				*	ERROR: Error in computing the link function, its derivatives, or the variance function.			0,00		Algorithm converged.	0,00	NE	0,3241	NE	>999.99		Algorithm converged.	0,00	NE
Vascular disorders	Vascular occlusion	>= 65 years	280	44,3	0	0,0	263	42,1	0	0,0	NE			NE	NE	NE		NE	NE	NE	NE		NE	NE	NE	NE		NE		NE	NE	NE
Vascular disorders	Vein collapse	< 65 years	352	55,7	1	0,3	362	57,9	0	0,0		*	Quasi-complete separation of data points detected.				*	WARNING: The relative Hessian convergence criterion of 52.752689443 is greater than the limit of 0.0001. The convergence is questionable.			NE		Algorithm converged.	NE	NE	0,3105	0,2921	NE		Algorithm converged.	NE	NE
Vascular disorders	Vein collapse	>= 65 years	280	44,3	1	0,4	263	42,1	1	0,4	0,94		Convergence criterion (GCONV=1E-8) satisfied.	0,06	15,09	0,000		Algorithm converged.	-0,010	0,010	0,94		Algorithm converged.	0,06	14,94	0,9646		1,06		Algorithm converged.	0,07	16,93
Vascular disorders	Vein rupture	< 65 years	352	55,7	0	0,0	362	57,9	1	0,3		*	Quasi-complete separation of data points detected.				*	ERROR: Error in computing the link function, its derivatives, or the variance function.			0,00		Algorithm converged.	0,00	NE	0,3241	NE	>999.99		Algorithm converged.	0,00	NE
Vascular disorders	Vein rupture	>= 65 years	280	44,3	0	0,0	263	42,1	0	0,0	NE			NE	NE	NE		NE	NE	NE	NE		NE	NE	NE	NE		NE		NE	NE	NE

Test for interaction based on RR (Log-binomial regression)
* indicates convergence problem. Result is uninterpretable.
Clinical cut-off: YOSEMITE 01NOV2021 and RHINE 28OCT2021

Program: root/global/globalshare/morse_macros/current/prod/program/t_ae_raw_soc.sas
Output: root/clinical_studies/RO6867461/CDT70122/share/ACE_pool_DME_CSR_Final/prod/output_saf_bc/t_ae_raw_soc_sg_AE_SEBC_OCTNOV2021_DME.xls
19MAR2022 2:46

POPULATION: Safety-Evaluable Population B vs. C
ENDPOINT: Any AEs throughout the Entire Study
MODEL: Unstratified analysis
STUDY: GR40349 & GR40398
Dichotomous Analysis by Subgroups (Safety)

Baseline BCVA ETDRS letter score

			Faricimab (PTI) (N=632)				Aflibercept (N=625)				Faricimab (PTI) vs. Aflibercept																	Aflibercept vs. Faricimab (PTI)				
			Patients		Patients with Event		Patients		Patients with Event		Odds Ratio					Absolute Risk Difference					Relative Risk							Relative Risk				
MedDRA System Organ Class	MedDRA Preferred Term	Level	n	%	n	%	n	%	n	%	Odds Ratio		Convergence Reason	95% Lower CL	95% Upper CL	Absolute Risk		Convergence Reason	95% Lower CL	95% Upper CL	Relative Risk		Convergence Reason	95% Lower CL	95% Upper CL	p-value (Cochran-Mantel-Haenszel)	Interaction Test p-value (likelihood ratio)	Relative Risk		Convergence Reason	95% Lower CL	95% Upper CL
** NOT CODED **		< 64 letters	281	44,5	0	0,0	284	45,4	0	0,0	NE			NE	NE	NE		NE	NE	NE	NE		NE	NE	NE	NE	NE	NE		NE	NE	NE
** NOT CODED **		>= 64 letters	349	55,2	0	0,0	341	54,6	1	0,3		*	Quasi-complete separation of data points detected.				*	ERROR: Error in computing the link function, its derivatives, or the variance function.			0,00		Algorithm converged.	0,00	NE	0,3117		>999.99		Algorithm converged.	0,00	NE
** NOT CODED **		Missing	2	0,3	0	0,0	0	0,0	0	0,0	NE			NE	NE	NE		NE	NE	NE	NE		NE	NE	NE	NE		NE		NE	NE	NE
** NOT CODED **	UNCODED	< 64 letters	281	44,5	0	0,0	284	45,4	0	0,0	NE			NE	NE	NE		NE	NE	NE	NE		NE	NE	NE	NE	NE	NE		NE	NE	NE
** NOT CODED **	UNCODED	>= 64 letters	349	55,2	0	0,0	341	54,6	1	0,3		*	Quasi-complete separation of data points detected.				*	ERROR: Error in computing the link function, its derivatives, or the variance function.			0,00		Algorithm converged.	0,00	NE	0,3117		>999.99		Algorithm converged.	0,00	NE
** NOT CODED **	UNCODED	Missing	2	0,3	0	0,0	0	0,0	0	0,0	NE			NE	NE	NE		NE	NE	NE	NE		NE	NE	NE	NE		NE		NE	NE	NE
Blood and lymphatic system disorders		< 64 letters	281	44,5	19	6,8	284	45,4	22	7,7	0,86		Convergence criterion (GCONV=1E-8) satisfied.	0,46	1,63	-0,010		Algorithm converged.	-0,053	0,033	0,87		Algorithm converged.	0,48	1,58	0,6521	0,6208	1,15		Algorithm converged.	0,63	2,07
Blood and lymphatic system disorders		>= 64 letters	349	55,2	12	3,4	341	54,6	17	5,0	0,68		Convergence criterion (GCONV=1E-8) satisfied.	0,32	1,44	-0,015		Algorithm converged.	-0,045	0,015	0,69		Algorithm converged.	0,33	1,42	0,3117		1,45		Algorithm converged.	0,70	2,99
Blood and lymphatic system disorders		Missing	2	0,3	0	0,0	0	0,0	0	0,0	NE			NE	NE	NE		NE	NE	NE	NE		NE	NE	NE	NE		NE		NE	NE	NE
Blood and lymphatic system disorders	Anaemia	< 64 letters	281	44,5	12	4,3	284	45,4	18	6,3	0,66		Convergence criterion (GCONV=1E-8) satisfied.	0,31	1,40	-0,021		Algorithm converged.	-0,058	0,016	0,67		Algorithm converged.	0,33	1,37	0,2736	0,4147	1,48		Algorithm converged.	0,73	3,02
Blood and lymphatic system disorders	Anaemia	>= 64 letters	349	55,2	9	2,6	341	54,6	8	2,3	1,10		Convergence criterion (GCONV=1E-8) satisfied.	0,42	2,89	0,002		Algorithm converged.	-0,021	0,025	1,10		Algorithm converged.	0,43	2,82	0,8438		0,91		Algorithm converged.	0,36	2,33
Blood and lymphatic system disorders	Anaemia	Missing	2	0,3	0	0,0	0	0,0	0	0,0	NE			NE	NE	NE		NE	NE	NE	NE		NE	NE	NE	NE		NE		NE	NE	NE
Blood and lymphatic system disorders	Anaemia megaloblastic	< 64 letters	281	44,5	1	0,4	284	45,4	0	0,0		*	Quasi-complete separation of data points detected.				*	WARNING: Negative of Hessian not positive definite.			NE		Algorithm converged.	NE	NE	0,3147	NE	NE		Algorithm converged.	NE	NE
Blood and lymphatic system disorders	Anaemia megaloblastic	>= 64 letters	349	55,2	0	0,0	341	54,6	0	0,0	NE			NE	NE	NE		NE	NE	NE	NE		NE	NE	NE	NE		NE		NE	NE	NE
Blood and lymphatic system disorders	Anaemia megaloblastic	Missing	2	0,3	0	0,0	0	0,0	0	0,0	NE			NE	NE	NE		NE	NE	NE	NE		NE	NE	NE	NE		NE		NE	NE	NE
Blood and lymphatic system disorders	Anaemia of chronic disease	< 64 letters	281	44,5	1	0,4	284	45,4	1	0,4	1,01		Convergence criterion (GCONV=1E-8) satisfied.	0,06	16,24	0,000		Algorithm converged.	-0,010	0,010	1,01		Algorithm converged.	0,06	16,08	0,9940	1,0000	0,99		Algorithm converged.	0,06	15,74
Blood and lymphatic system disorders	Anaemia of chronic disease	>= 64 letters	349	55,2	0	0,0	341	54,6	0	0,0	NE			NE	NE	NE		NE	NE	NE	NE		NE	NE	NE	NE		NE		NE	NE	NE
Blood and lymphatic system disorders	Anaemia of chronic disease	Missing	2	0,3	0	0,0	0	0,0	0	0,0	NE			NE	NE	NE		NE	NE	NE	NE		NE	NE	NE	NE		NE		NE	NE	NE
Blood and lymphatic system disorders	Iron deficiency anaemia	< 64 letters	281	44,5	2	0,7	284	45,4	2	0,7	1,01		Convergence criterion (GCONV=1E-8) satisfied.	0,14	7,23	0,000		Algorithm converged.	-0,014	0,014	1,01		Algorithm converged.	0,14	7,13	0,9915	0,1431	0,99		Algorithm converged.	0,14	6,98
Blood and lymphatic system disorders	Iron deficiency anaemia	>= 64 letters	349	55,2	0	0,0	341	54,6	2	0,6		*	Quasi-complete separation of data points detected.				*	ERROR: Error in computing the link function, its derivatives, or the variance function.			0,00		Algorithm converged.	0,00	NE	0,1522		>999.99		Algorithm converged.	0,00	NE
Blood and lymphatic system disorders	Iron deficiency anaemia	Missing	2	0,3	0	0,0	0	0,0	0	0,0	NE			NE	NE	NE		NE	NE	NE	NE		NE	NE	NE	NE		NE		NE	NE	NE
Blood and lymphatic system disorders	Leukocytosis	< 64 letters	281	44,5	1	0,4	284	45,4	0	0,0		*	Quasi-complete separation of data points detected.				*	WARNING: Negative of Hessian not positive definite.			NE		Algorithm converged.	NE	NE	0,3147	0,1842	NE		Algorithm converged.	NE	NE
Blood and lymphatic system disorders	Leukocytosis	>= 64 letters	349	55,2	1	0,3	341	54,6	2	0,6	0,49		Convergence criterion (GCONV=1E-8) satisfied.	0,04	5,40	-0,003		Algorithm converged.	-0,013	0,007	0,49		Algorithm converged.	0,04	5,36	0,5496		2,05		Algorithm converged.	0,19	22,47
Blood and lymphatic system disorders	Leukocytosis	Missing	2	0,3	0	0,0	0	0,0	0	0,0	NE			NE	NE	NE		NE	NE	NE	NE		NE	NE	NE	NE		NE		NE	NE	NE
Blood and lymphatic system disorders	Lymphadenitis	< 64 letters	281	44,5	0	0,0	284	45,4	0	0,0	NE			NE	NE	NE		NE	NE	NE	NE		NE	NE	NE	NE	NE	NE		NE	NE	NE
Blood and lymphatic system disorders	Lymphadenitis	>= 64 letters	349	55,2	0	0,0	341	54,6	1	0,3		*	Quasi-complete separation of data points detected.				*	ERROR: Error in computing the link function, its derivatives, or the variance function.			0,00		Algorithm converged.	0,00	NE	0,3117		>999.99		Algorithm converged.	0,00	NE
Blood and lymphatic system disorders	Lymphadenitis	Missing	2	0,3	0	0,0	0	0,0	0	0,0	NE			NE	NE	NE		NE	NE	NE	NE		NE	NE	NE	NE		NE		NE	NE	NE
Blood and lymphatic system disorders	Lymphadenopathy	< 64 letters	281	44,5	1	0,4	284	45,4	0	0,0		*	Quasi-complete separation of data points detected.				*	WARNING: Negative of Hessian not positive definite.			NE		Algorithm converged.	NE	NE	0,3147	NE	NE		Algorithm converged.	NE	NE
Blood and lymphatic system disorders	Lymphadenopathy	>= 64 letters	349	55,2	0	0,0	341	54,6	0	0,0	NE			NE	NE	NE		NE	NE	NE	NE		NE	NE	NE	NE		NE		NE	NE	NE
Blood and lymphatic system disorders	Lymphadenopathy	Missing	2	0,3	0	0,0	0	0,0	0	0,0	NE			NE	NE	NE		NE	NE	NE	NE		NE	NE	NE	NE		NE		NE	NE	NE
Blood and lymphatic system disorders	Lymphadenopathy mediastinal	< 64 letters	281	44,5	0	0,0	284	45,4	0	0,0	NE			NE	NE	NE		NE	NE	NE	NE		NE	NE	NE	NE	NE	NE		NE	NE	NE
Blood and lymphatic system disorders	Lymphadenopathy mediastinal	>= 64 letters	349	55,2	1	0,3	341	54,6	0	0,0		*	Quasi-complete separation of data points detected.				*	WARNING: The relative Hessian convergence criterion of 49.754598305 is greater than the limit of 0.0001. The convergence is questionable.			NE		Algorithm converged.	NE	NE	0,3229		NE		Algorithm converged.	NE	NE
Blood and lymphatic system disorders	Lymphadenopathy mediastinal	Missing	2	0,3	0	0,0	0	0,0	0	0,0	NE			NE	NE	NE		NE	NE	NE	NE		NE	NE	NE	NE		NE		NE	NE	NE
Blood and lymphatic system disorders	Microcytic anaemia	< 64 letters	281	44,5	0	0,0	284	45,4	0	0,0	NE			NE	NE	NE		NE	NE	NE	NE		NE	NE	NE	NE	1,0000	NE		NE	NE	NE
Blood and lymphatic system disorders	Microcytic anaemia	>= 64 letters	349	55,2	1	0,3	341	54,6	1	0,3	0,98		Convergence criterion (GCONV=1E-8) satisfied.	0,06	15,68	0,000		Algorithm converged.	-0,008	0,008	0,98		Algorithm converged.	0,06	15,56	0,9869		1,02		Algorithm converged.	0,06	16,30
Blood and lymphatic system disorders	Microcytic anaemia	Missing	2	0,3	0	0,0	0	0,0	0	0,0	NE			NE	NE	NE		NE	NE	NE	NE		NE	NE	NE	NE		NE		NE	NE	NE
Blood and lymphatic system disorders	Nephrogenic anaemia	< 64 letters	281	44,5	0	0,0	284	45,4	0	0,0	NE			NE	NE	NE		NE	NE	NE	NE		NE	NE	NE	NE	NE	NE		NE	NE	NE
Blood and lymphatic system disorders	Nephrogenic anaemia	>= 64 letters	349	55,2	0	0,0	341	54,6	3	0,9		*	Quasi-complete separation of data points detected.				*	ERROR: The mean parameter is either invalid or at a limit of its range for some observations.			0,00		Algorithm converged.	0,00	NE	0,0793		>999.99		Algorithm converged.	0,00	NE
Blood and lymphatic system disorders	Nephrogenic anaemia	Missing	2	0,3	0	0,0	0	0,0	0	0,0	NE			NE	NE	NE		NE	NE	NE	NE		NE	NE	NE	NE		NE		NE	NE	NE
Blood and lymphatic system disorders	Neutrophilia	< 64 letters	281	44,5	0	0,0	284	45,4	1	0,4		*	Quasi-complete separation of data points detected.				*	ERROR: The mean parameter is either invalid or at a limit of its range for some observations.			0,00		Algorithm converged.	0,00	NE	0,3199	NE	>999.99		Algorithm converged.	0,00	NE
Blood and lymphatic system disorders	Neutrophilia	>= 64 letters	349	55,2	0	0,0	341	54,6	0	0,0	NE			NE	NE	NE		NE	NE	NE	NE		NE	NE	NE	NE		NE		NE	NE	NE
Blood and lymphatic system disorders	Neutrophilia	Missing	2	0,3	0	0,0	0	0,0	0	0,0	NE			NE	NE	NE		NE	NE	NE	NE		NE	NE	NE	NE		NE		NE	NE	NE
Blood and lymphatic system disorders	Normochromic normocytic anaemia	< 64 letters	281	44,5	1	0,4	284	45,4	0	0,0		*	Quasi-complete separation of data points detected.				*	WARNING: Negative of Hessian not positive definite.			NE		Algorithm converged.	NE	NE	0,3147	NE	NE		Algorithm converged.	NE	NE
Blood and lymphatic system disorders	Normochromic normocytic anaemia	>= 64 letters	349	55,2	0	0,0	341	54,6	0	0,0	NE			NE	NE	NE		NE	NE	NE	NE		NE	NE	NE	NE		NE		NE	NE	NE
Blood and lymphatic system disorders	Normochromic normocytic anaemia	Missing	2	0,3	0	0,0	0	0,0	0	0,0	NE			NE	NE	NE		NE	NE	NE	NE		NE	NE	NE	NE		NE		NE	NE	NE
Blood and lymphatic system disorders	Thrombocytopenia	< 64 letters	281	44,5	1	0,4	284	45,4	0	0,0		*	Quasi-complete separation of data points detected.				*	WARNING: Negative of Hessian not positive definite.			NE		Algorithm converged.	NE	NE	0,3147	0,0937	NE		Algorithm converged.	NE	NE
Blood and lymphatic system disorders	Thrombocytopenia	>= 64 letters	349	55,2	0	0,0	341	54,6	1	0,3		*	Quasi-complete separation of data points detected.				*	ERROR: The mean parameter is either invalid or at a limit of its range for some observations.			0,00		Algorithm converged.	0,00	NE	0,3117		>999.99		Algorithm converged.	0,00	NE
Blood and lymphatic system disorders	Thrombocytopenia	Missing	2	0,3	0	0,0	0	0,0	0	0,0	NE			NE	NE	NE		NE	NE	NE	NE		NE	NE	NE	NE		NE		NE	NE	NE
Cardiac disorders		< 64 letters	281	44,5	40	14,2	284	45,4	29	10,2	1,46		Convergence criterion (GCONV=1E-8) satisfied.	0,88	2,43	0,040		Algorithm converged.	-0,014	0,094	1,39		Algorithm converged.	0,89	2,18	0,1445	0,1443	0,72		Algorithm converged.	0,46	1,12
Cardiac disorders		>= 64 letters	349	55,2	31	8,9	341	54,6	35	10,3	0,85		Convergence criterion (GCONV=1E-8) satisfied.	0,51	1,42	-0,014		Algorithm converged.	-0,058	0,030	0,87		Algorithm converged.	0,55	1,37	0,5376		1,16		Algorithm converged.	0,73	1,83
Cardiac disorders		Missing	2	0,3	0	0,0	0	0,0	0	0,0	NE			NE	NE	NE		NE	NE	NE	NE		NE	NE	NE	NE		NE		NE	NE	NE
Cardiac disorders	Acute coronary syndrome	< 64 letters	281	44,5	0	0,0	284	45,4	0	0,0	NE			NE	NE	NE		NE	NE	NE	NE		NE	NE	NE	NE	NE	NE		NE	NE	NE
Cardiac disorders	Acute coronary syndrome	>= 64 letters	349	55,2	1	0,3	341	54,6	0	0,0		*	Quasi-complete separation of data points detected.				*	WARNING: The relative Hessian convergence criterion of 49.754598305 is greater than the limit of 0.0001. The convergence is questionable.			NE		Algorithm converged.	NE	NE	0,3229		NE		Algorithm converged.	NE	NE
Cardiac disorders	Acute coronary syndrome	Missing	2	0,3	0	0,0	0	0,0	0	0,0	NE			NE	NE	NE		NE	NE	NE	NE		NE	NE	NE	NE		NE		NE	NE	NE
Cardiac disorders	Acute left ventricular failure	< 64 letters	281	44,5	1	0,4	284	45,4	1	0,4	1,01		Convergence criterion (GCONV=1E-8) satisfied.	0,06	16,24	0,000		Algorithm converged.	-0,010	0,010	1,01		Algorithm converged.	0,06	16,08	0,9940	0,3008	0,99		Algorithm converged.	0,06	15,74
Cardiac disorders	Acute left ventricular failure	>= 64 letters	349	55,2	0	0,0	341	54,6	1	0,3		*	Quasi-complete separation of data points detected.				*	ERROR: The mean parameter is either invalid or at a limit of its range for some observations.			0,00		Algorithm converged.	0,00	NE	0,3117		>999.99		Algorithm converged.	0,00	NE
Cardiac disorders	Acute left ventricular failure	Missing	2	0,3	0	0,0	0	0,0	0	0,0	NE			NE	NE	NE		NE	NE	NE	NE		NE	NE	NE	NE		NE		NE	NE	NE
Cardiac disorders	Acute myocardial infarction	< 64 letters	281	44,5	2	0,7	284	45,4	4	1,4	0,50		Convergence criterion (GCONV=1E-8) satisfied.	0,09	2,76	-0,007		Algorithm converged.	-0,024	0,010	0,51		Algorithm converged.	0,09	2,74	0,4196	0,5748	1,98		Algorithm converged.	0,37	10,72
Cardiac disorders	Acute myocardial infarction	>= 64 letters	349	55,2	3	0,9	341	54,6	3	0,9	0,98		Convergence criterion (GCONV=1E-8) satisfied.	0,20	4,87	0,000		Algorithm converged.	-0,014	0,014	0,98		Algorithm converged.	0,20	4,81	0,9773		1,02		Algorithm converged.	0,21	5,04
Cardiac disorders	Acute myocardial infarction	Missing	2	0,3	0	0,0	0	0,0	0	0,0	NE			NE	NE	NE		NE	NE	NE	NE		NE	NE	NE	NE		NE		NE	NE	NE
Cardiac disorders	Angina pectoris	< 64 letters	281	44,5	5	1,8	284	45,4	3	1,1	1,70		Convergence criterion (GCONV=1E-8) satisfied.	0,40	7,17	0,007		Algorithm converged.	-0,012	0,027	1,68		Algorithm converged.	0,41	6,98	0,4674	0,3701	0,59		Algorithm converged.	0,14	2,46
Cardiac disorders	Angina pectoris	>= 64 letters	349	55,2	1	0,3	341	54,6	2	0,6	0,49		Convergence criterion (GCONV=1E-8) satisfied.	0,04	5,40	-0,003		Algorithm converged.	-0,013	0,007	0,49		Algorithm converged.	0,04	5,36	0,5496		2,05		Algorithm converged.	0,19	22,47
Cardiac disorders	Angina pectoris	Missing	2	0,3	0	0,0	0	0,0	0	0,0	NE			NE	NE	NE		NE	NE	NE	NE		NE	NE	NE	NE		NE		NE	NE	NE
Cardiac disorders	Angina unstable	< 64 letters	281	44,5	0	0,0	284	45,4	0	0,0	NE			NE	NE	NE		NE	NE	NE	NE		NE	NE	NE	NE	NE	NE		NE	NE	NE
Cardiac disorders	Angina unstable	>= 64 letters	349	55,2	2	0,6	341	54,6	0	0,0		*	Quasi-complete separation of data points detected.				*	WARNING: Negative of Hessian not positive definite.			NE		Algorithm converged.	NE	NE	0,1618		NE		Algorithm converged.	NE	NE
Cardiac disorders	Angina unstable	Missing	2	0,3	0	0,0	0	0,0	0	0,0	NE			NE	NE	NE		NE	NE	NE	NE		NE	NE	NE	NE		NE		NE	NE	NE
Cardiac disorders	Aortic valve incompetence	< 64 letters	281	44,5	1	0,4	284	45,4	0	0,0		*	Quasi-complete separation of data points detected.				*	WARNING: Negative of Hessian not positive definite.			NE		Algorithm converged.	NE	NE	0,3147	1,0000	NE		Algorithm converged.	NE	NE
Cardiac disorders	Aortic valve incompetence	>= 64 letters	349	55,2	1	0,3	341	54,6	0	0,0		*	Quasi-complete separation of data points detected.				*	WARNING: The relative Hessian convergence criterion of 49.754598305 is greater than the limit of 0.0001. The convergence is questionable.			NE		Algorithm converged.	NE	NE	0,3229		NE		Algorithm converged.	NE	NE
Cardiac disorders	Aortic valve incompetence	Missing	2	0,3	0	0,0	0	0,0	0	0,0	NE			NE	NE	NE		NE	NE	NE	NE		NE	NE	NE	NE		NE		NE	NE	NE
Cardiac disorders	Aortic valve stenosis	< 64 letters	281	44,5	0	0,0	284	45,4	0	0,0	NE			NE	NE	NE		NE	NE	NE	NE		NE	NE	NE	NE	NE	NE		NE	NE	NE
Cardiac disorders	Aortic valve stenosis	>= 64 letters	349	55,2	1	0,3	341	54,6	0	0,0		*	Quasi-complete separation of data points detected.				*	WARNING: The relative Hessian convergence criterion of 49.754598305 is greater than the limit of 0.0001. The convergence is questionable.			NE		Algorithm converged.	NE	NE	0,3229		NE		Algorithm converged.	NE	NE
Cardiac disorders	Aortic valve stenosis	Missing	2	0,3	0	0,0	0	0,0	0	0,0	NE			NE	NE	NE		NE	NE	NE	NE		NE	NE	NE	NE		NE		NE	NE	NE
Cardiac disorders	Arrhythmia	< 64 letters	281	44,5	1	0,4	284	45,4	1	0,4	1,01		Convergence criterion (GCONV=1E-8) satisfied.	0,06	16,24	0,000		Algorithm converged.	-0,010	0,010	1,01		Algorithm converged.	0,06	16,08	0,9940	0,7229	0,99		Algorithm converged.	0,06	15,74
Cardiac disorders	Arrhythmia	>= 64 letters	349	55,2	2	0,6	341	54,6	1	0,3	1,96		Convergence criterion (GCONV=1E-8) satisfied.	0,18	21,71	0,003		Algorithm converged.	-0,007	0,013	1,95		Algorithm converged.	0,18	21,45	0,5768		0,51		Algorithm converged.	0,05	5,62
Cardiac disorders	Arrhythmia	Missing	2	0,3	0	0,0	0	0,0	0	0,0	NE			NE	NE	NE		NE	NE	NE	NE		NE	NE	NE	NE		NE		NE	NE	NE
Cardiac disorders	Arteriosclerosis coronary artery	< 64 letters	281	44,5	0	0,0	284	45,4	0	0,0	NE			NE	NE	NE		NE	NE	NE	NE		NE	NE	NE	NE	1,0000	NE		NE	NE	NE
Cardiac disorders	Arteriosclerosis coronary artery	>= 64 letters	349	55,2	3	0,9	341	54,6	1	0,3	2,95		Convergence criterion (GCONV=1E-8) satisfied.	0,31	28,47	0,006		Algorithm converged.	-0,006	0,017	2,93		Algorithm converged.	0,31	28,04	0,3276		0,34		Algorithm converged.	0,04	3,26
Cardiac disorders	Arteriosclerosis coronary artery	Missing	2	0,3	0	0,0	0	0,0	0	0,0	NE			NE	NE	NE		NE	NE	NE	NE		NE	NE	NE	NE		NE		NE	NE	NE
Cardiac disorders	Atrial fibrillation	< 64 letters	281	44,5	5	1,8	284	45,4	4	1,4	1,27		Convergence criterion (GCONV=1E-8) satisfied.	0,34	4,77	0,004		Algorithm converged.	-0,017	0,024	1,26		Algorithm converged.	0,34	4,66	0,7250	0,5311	0,79		Algorithm converged.	0,21	2,92
Cardiac disorders	Atrial fibrillation	>= 64 letters	349	55,2	5	1,4	341	54,6	2	0,6	2,46		Convergence criterion (GCONV=1E-8) satisfied.	0,47	12,79	0,008		Algorithm converged.	-0,006	0,023	2,44		Algorithm converged.	0,48	12,50	0,2678		0,41		Algorithm converged.	0,08	2,10
Cardiac disorders	Atrial fibrillation	Missing	2	0,3	0	0,0	0	0,0	0	0,0	NE			NE	NE	NE		NE	NE	NE	NE		NE	NE	NE	NE		NE		NE	NE	NE
Cardiac disorders	Atrial tachycardia	< 64 letters	281	44,5	0	0,0	284	45,4	0	0,0	NE			NE	NE	NE		NE	NE	NE	NE		NE	NE	NE	NE	NE	NE		NE	NE	NE
Cardiac disorders	Atrial tachycardia	>= 64 letters	349	55,2	1	0,3	341	54,6	0	0,0		*	Quasi-complete separation of data points detected.				*	WARNING: The relative Hessian convergence criterion of 49.754598305 is greater than the limit of 0.0001. The convergence is questionable.			NE		Algorithm converged.	NE	NE	0,3229		NE		Algorithm converged.	NE	NE
Cardiac disorders	Atrial tachycardia	Missing	2	0,3	0	0,0	0	0,0	0	0,0	NE			NE	NE	NE		NE	NE	NE	NE		NE	NE	NE	NE		NE		NE	NE	NE
Cardiac disorders	Atrioventricular block	< 64 letters	281	44,5	0	0,0	284	45,4	0	0,0	NE			NE	NE	NE		NE	NE	NE	NE		NE	NE	NE	NE	NE	NE		NE	NE	NE
Cardiac disorders	Atrioventricular block	>= 64 letters	349	55,2	0	0,0	341	54,6	1	0,3		*	Quasi-complete separation of data points detected.				*	ERROR: The mean parameter is either invalid or at a limit of its range for some observations.			0,00		Algorithm converged.	0,00	NE	0,3117		>999.99		Algorithm converged.	0,00	NE
Cardiac disorders	Atrioventricular block	Missing	2	0,3	0	0,0	0	0,0	0	0,0	NE			NE	NE	NE		NE	NE	NE	NE		NE	NE	NE	NE		NE		NE	NE	NE
Cardiac disorders	Atrioventricular block complete	< 64 letters	281	44,5	1	0,4	284	45,4	0	0,0		*	Quasi-complete separation of data points detected.				*	WARNING: Negative of Hessian not positive definite.			NE		Algorithm converged.	NE	NE	0,3147	0,0937	NE		Algorithm converged.	NE	NE
Cardiac disorders	Atrioventricular block complete	>= 64 letters	349	55,2	0	0,0	341	54,6	1	0,3		*	Quasi-complete separation of data points detected.				*	ERROR: Error in computing the link function, its derivatives, or the variance function.			0,00		Algorithm converged.	0,00	NE	0,3117		>999.99		Algorithm converged.	0,00	NE
Cardiac disorders	Atrioventricular block complete	Missing	2	0,3	0	0,0	0	0,0	0	0,0	NE			NE	NE	NE		NE	NE	NE	NE		NE	NE	NE	NE		NE		NE	NE	NE

| | | |

| | | |

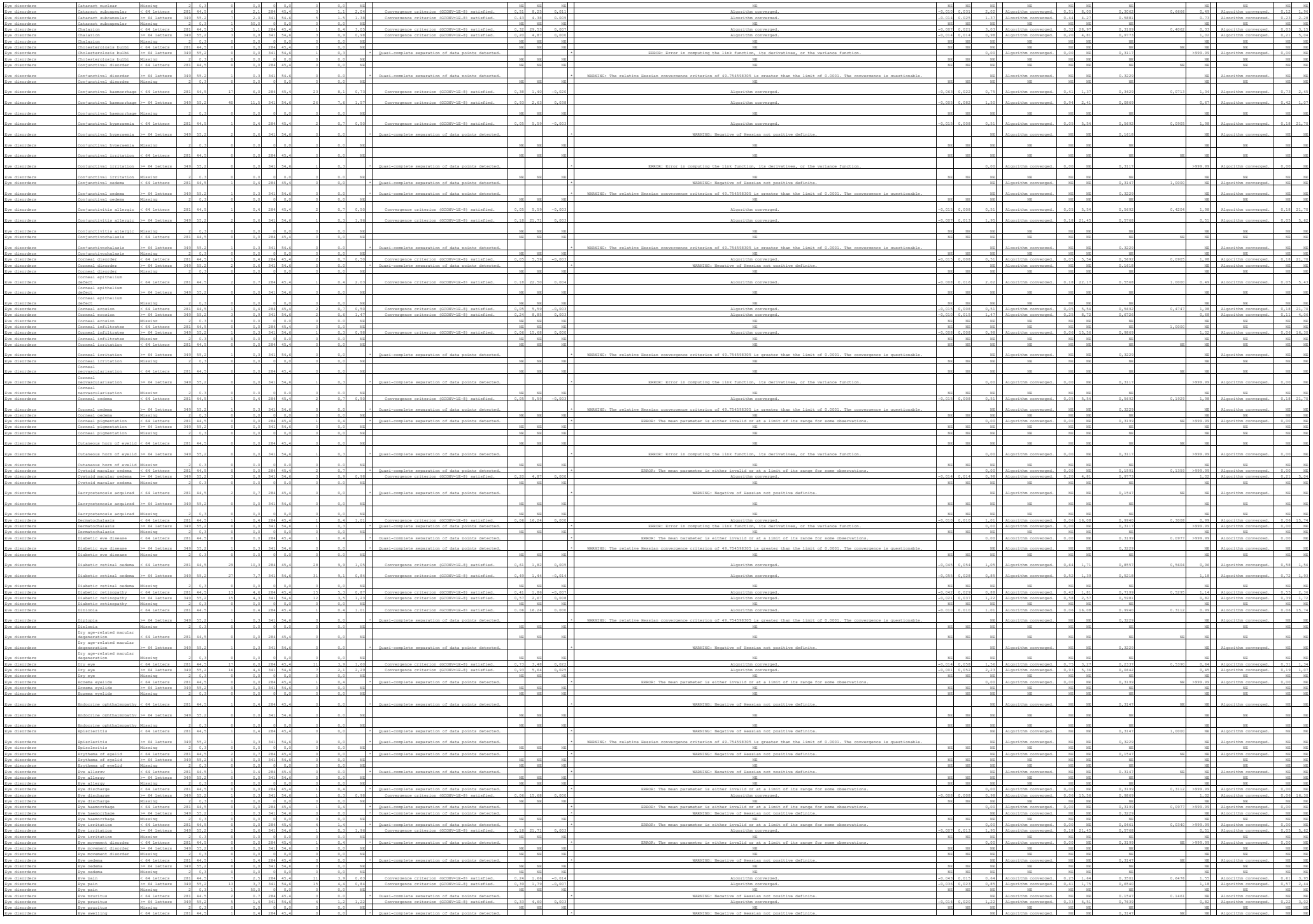

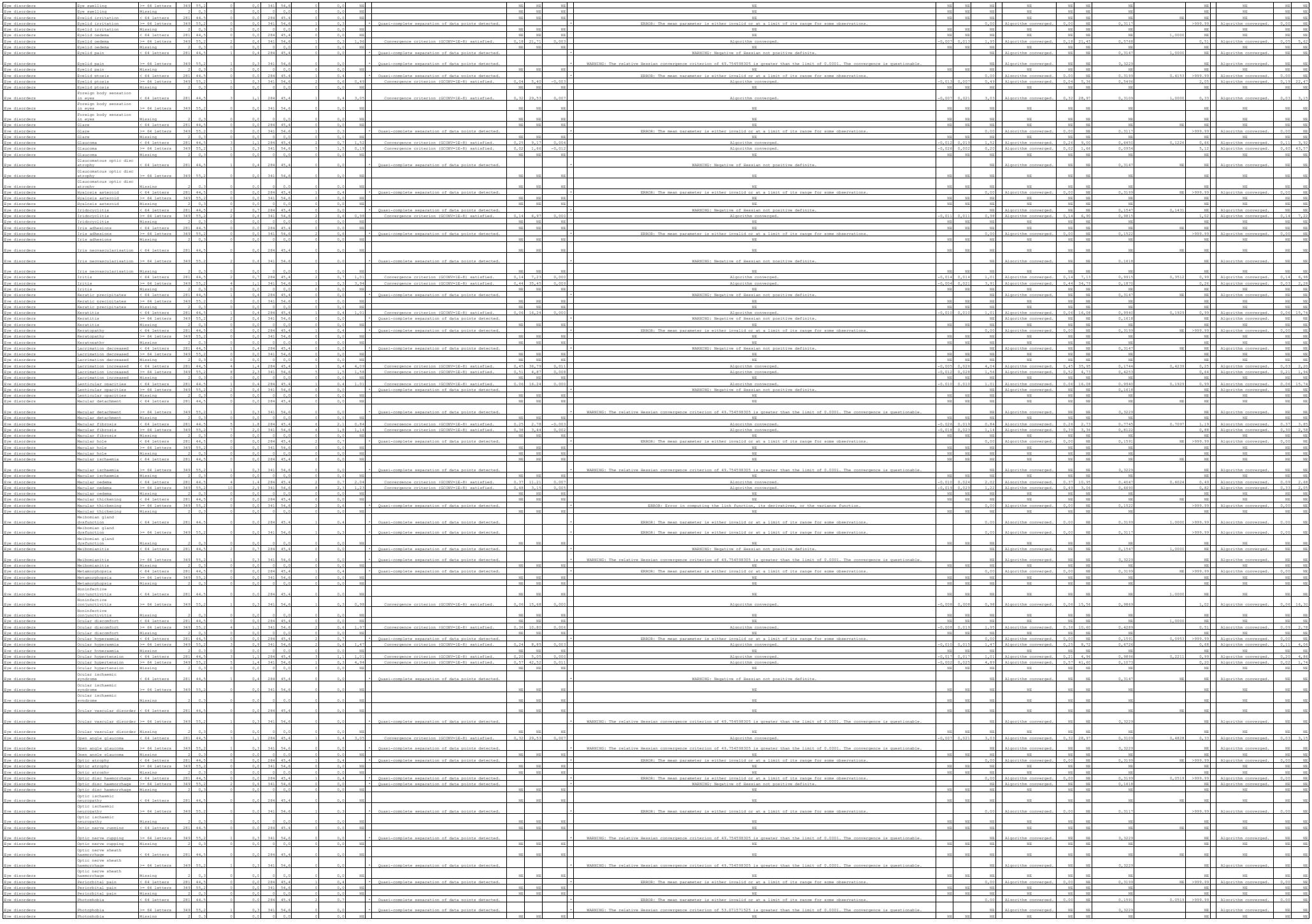

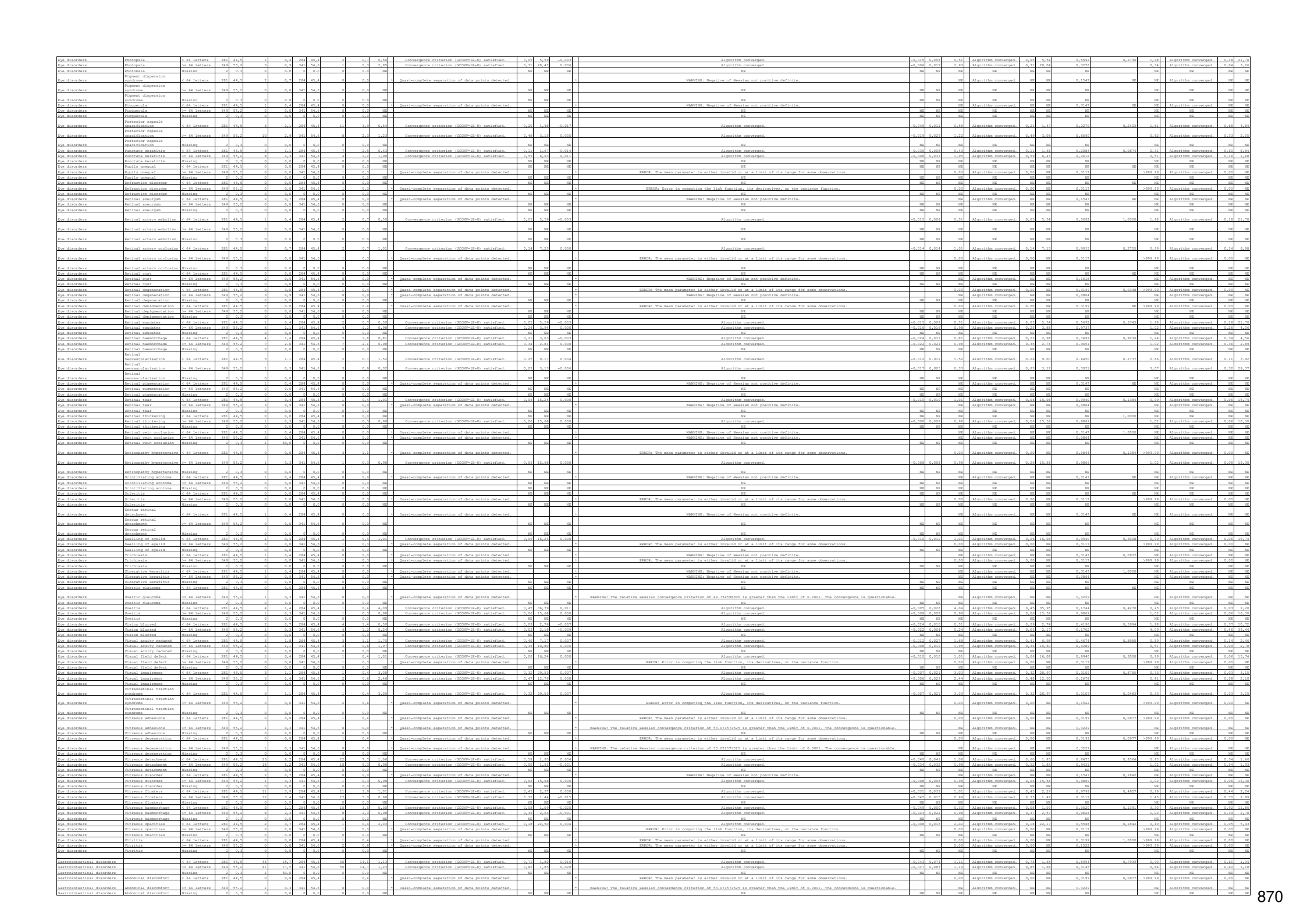

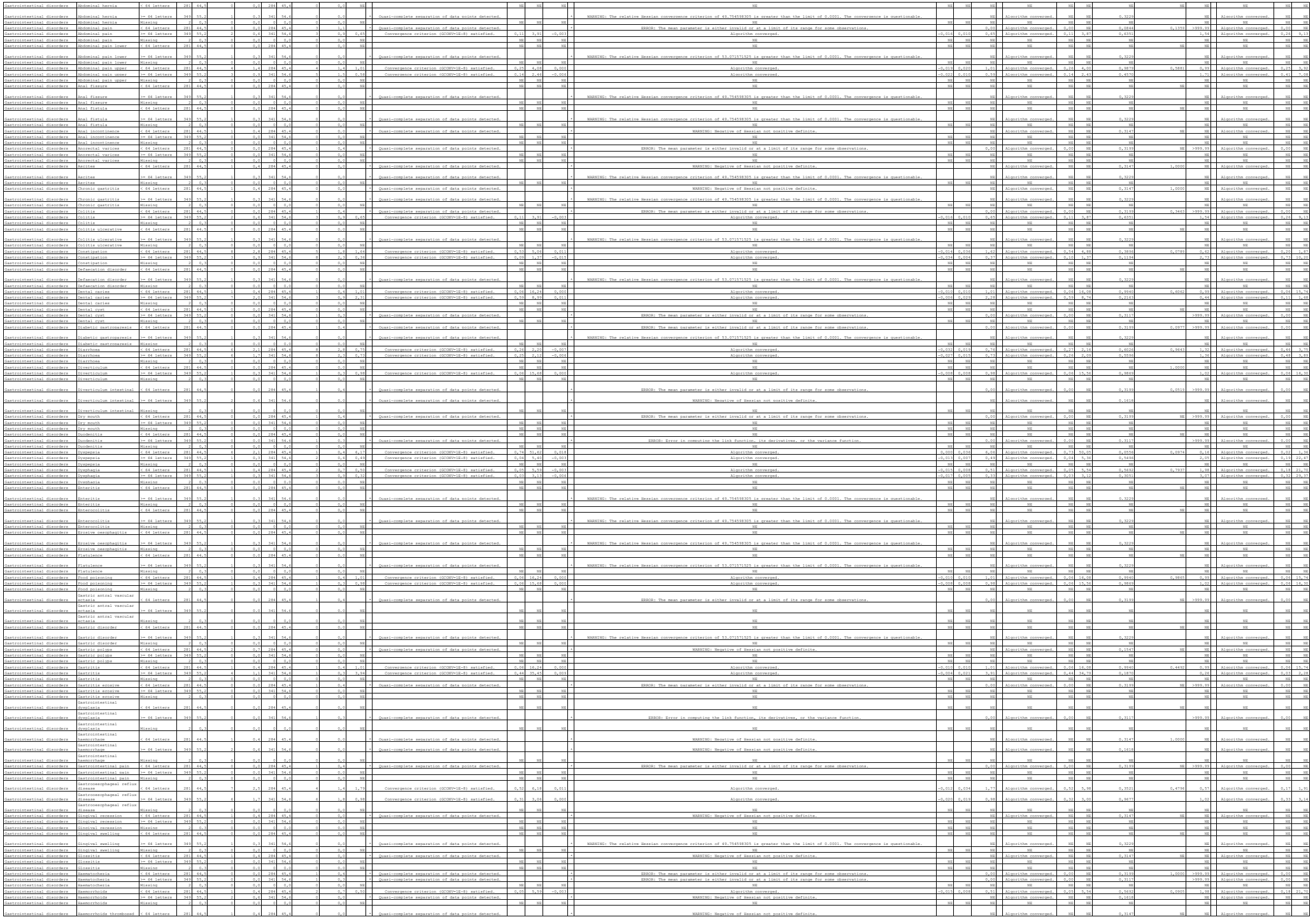

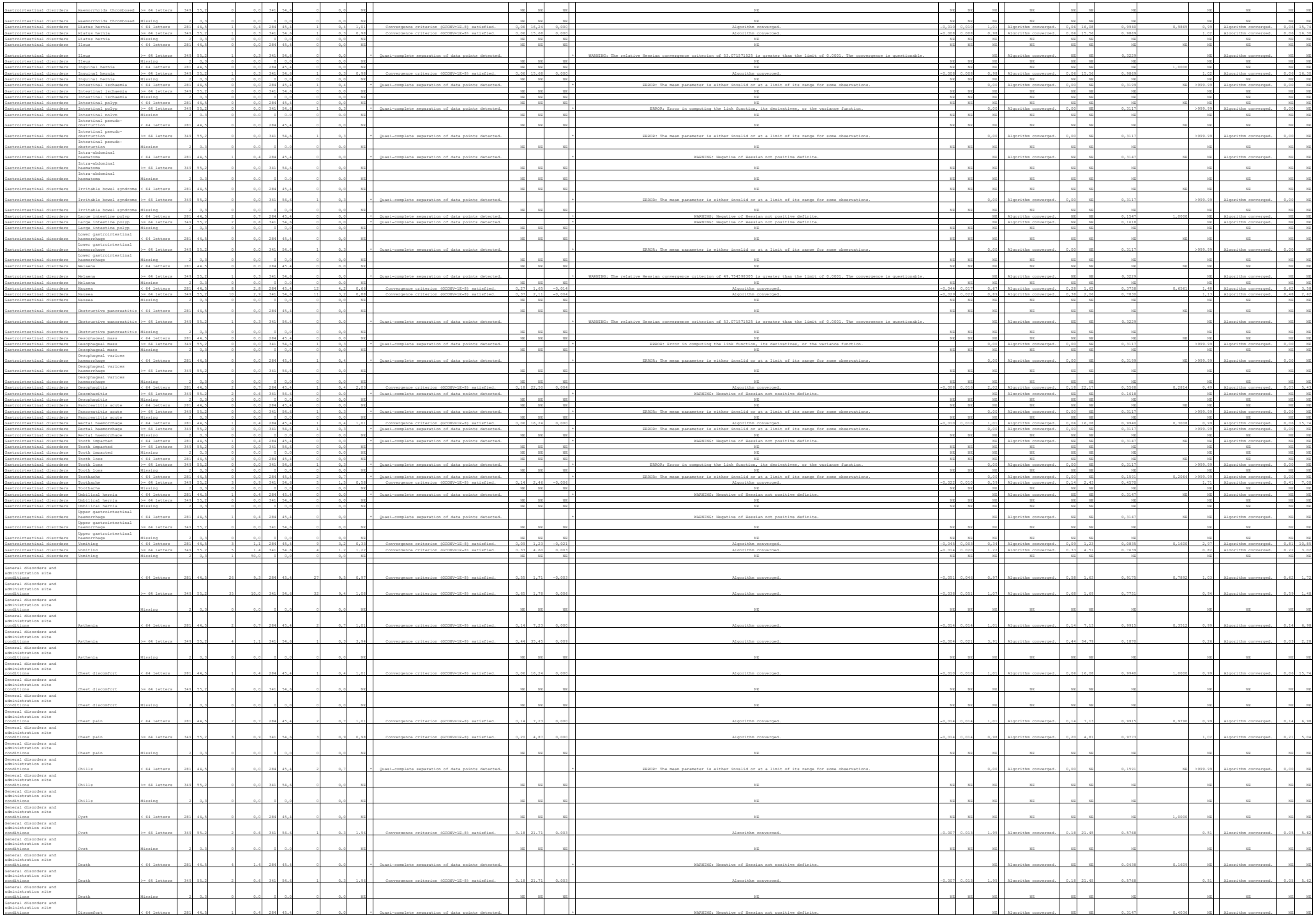

| | | |

| | | |

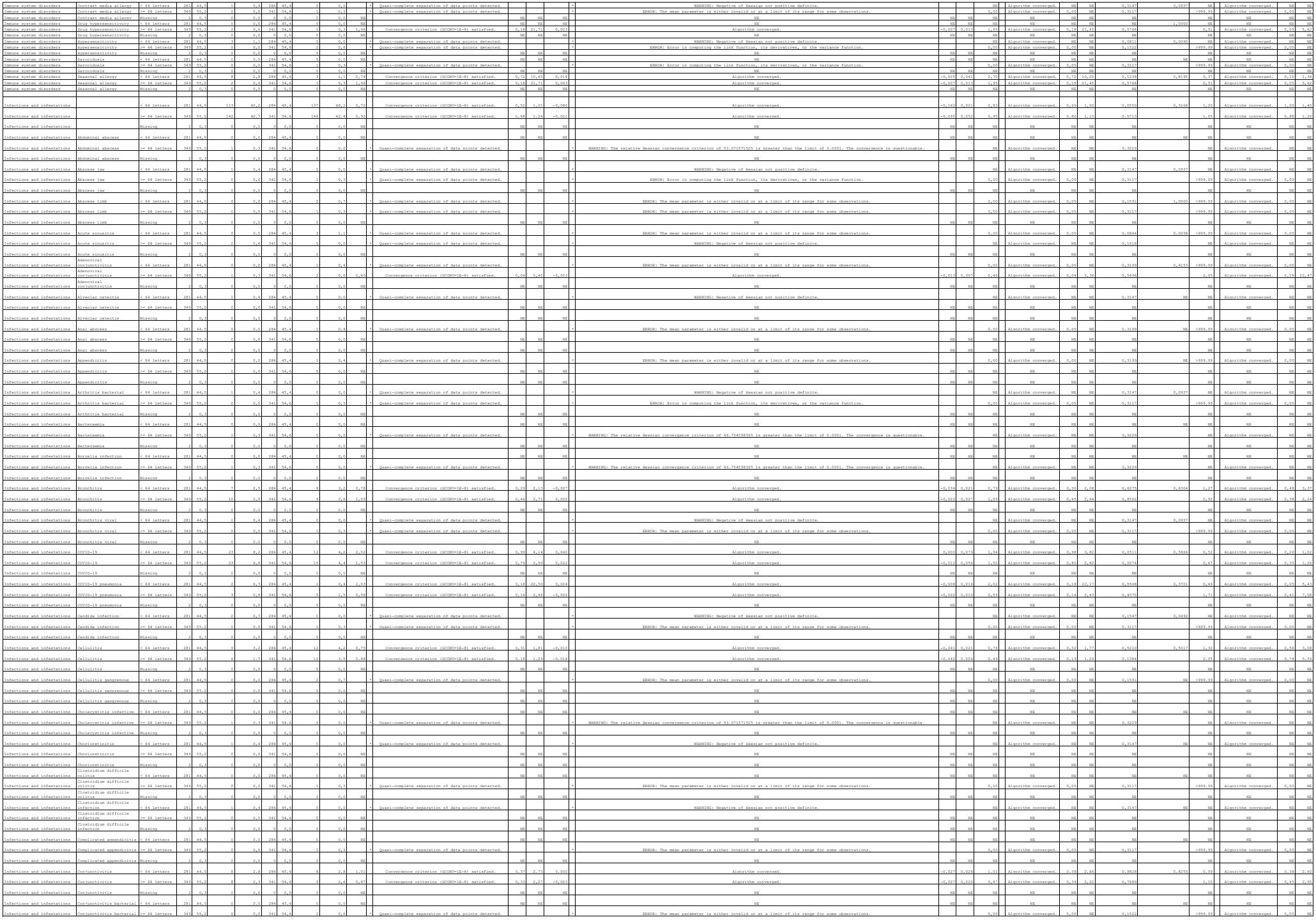

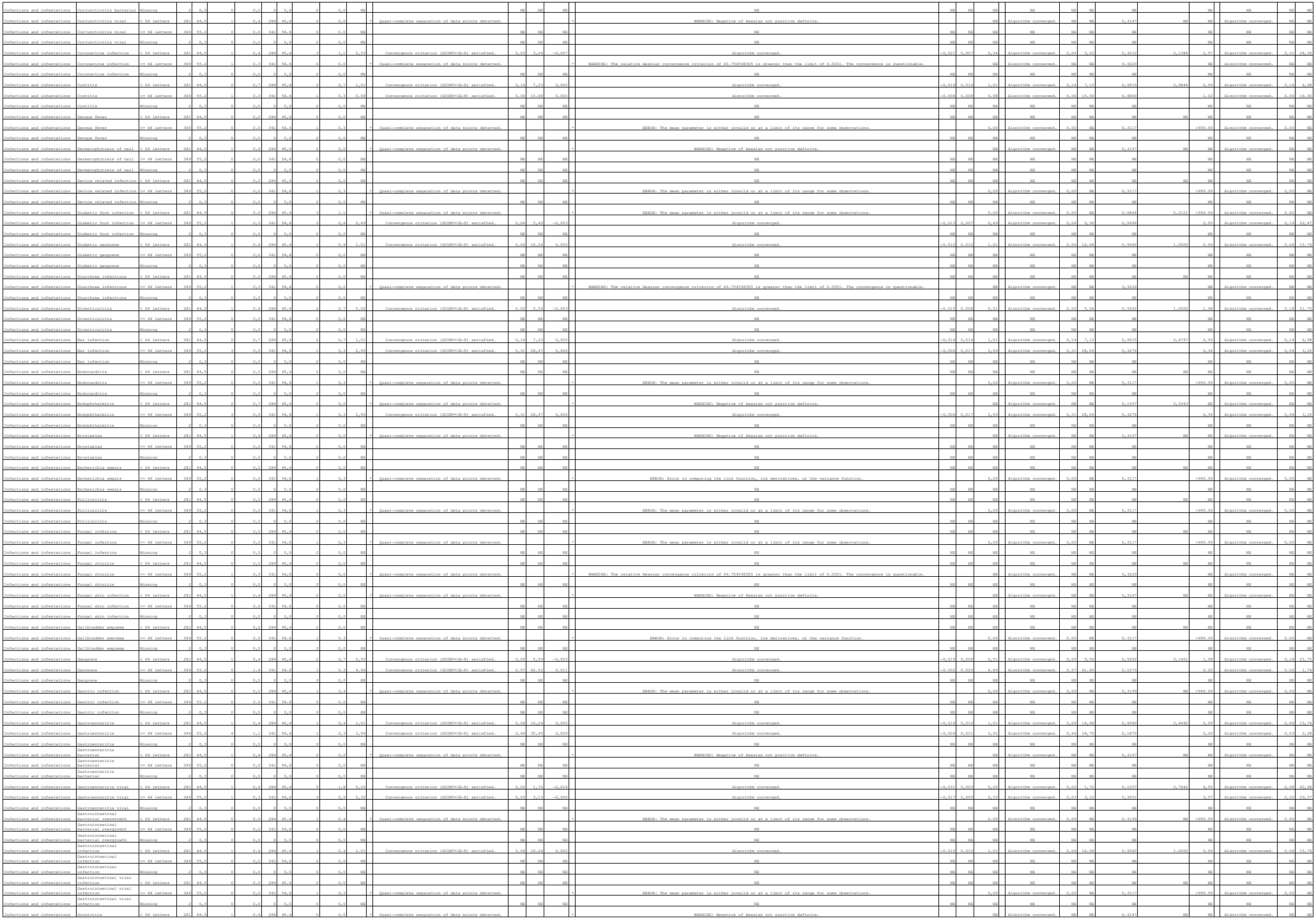

Infections and infestations	Gingivitis	>= 64 letters	349	55,2	0	0,0	341	54,6	0	0,0	NE			NE	NE	NE		NE	NE	NE	NE		NE	NE	NE	NE		NE		NE	NE	NE
Infections and infestations	Gingivitis	Missing	2	0,3	0	0,0	0	0,0	0	0,0	NE			NE	NE	NE		NE	NE	NE	NE		NE	NE	NE	NE		NE		NE	NE	NE
Infections and infestations	Herpes ophthalmic	< 64 letters	281	44,5	0	0,0	284	45,4	0	0,0	NE			NE	NE	NE		NE	NE	NE	NE		NE	NE	NE	NE	NE	NE		NE	NE	NE
Infections and infestations	Herpes ophthalmic	>= 64 letters	349	55,2	0	0,0	341	54,6	1	0,3		*	Quasi-complete separation of data points detected.				*	ERROR: The mean parameter is either invalid or at a limit of its range for some observations.			0,00		Algorithm converged.	0,00	NE	0,3117		>999.99		Algorithm converged.	0,00	NE
Infections and infestations	Herpes ophthalmic	Missing	2	0,3	0	0,0	0	0,0	0	0,0	NE			NE	NE	NE		NE	NE	NE	NE		NE	NE	NE	NE		NE		NE	NE	NE
Infections and infestations	Herpes pharyngitis	< 64 letters	281	44,5	0	0,0	284	45,4	0	0,0	NE			NE	NE	NE		NE	NE	NE	NE		NE	NE	NE	NE	NE	NE		NE	NE	NE
Infections and infestations	Herpes pharyngitis	>= 64 letters	349	55,2	1	0,3	341	54,6	0	0,0		*	Quasi-complete separation of data points detected.				*	WARNING: The relative Hessian convergence criterion of 49.754598305 is greater than the limit of 0.0001. The convergence is questionable.			NE		Algorithm converged.	NE	NE	0,3229		NE		Algorithm converged.	NE	NE
Infections and infestations	Herpes pharyngitis	Missing	2	0,3	0	0,0	0	0,0	0	0,0	NE			NE	NE	NE		NE	NE	NE	NE		NE	NE	NE	NE		NE		NE	NE	NE
Infections and infestations	Herpes zoster	< 64 letters	281	44,5	3	1,1	284	45,4	1	0,4	3,05		Convergence criterion (GCONV=1E-8) satisfied.	0,32	29,53	0,007		Algorithm converged.	-0,007	0,021	3,03		Algorithm converged.	0,32	28,97	0,3109	0,4793	0,33		Algorithm converged.	0,03	3,15
Infections and infestations	Herpes zoster	>= 64 letters	349	55,2	5	1,4	341	54,6	4	1,2	1,22		Convergence criterion (GCONV=1E-8) satisfied.	0,33	4,60	0,003		Algorithm converged.	-0,014	0,020	1,22		Algorithm converged.	0,33	4,51	0,7639		0,82		Algorithm converged.	0,22	3,02
Infections and infestations	Herpes zoster	Missing	2	0,3	0	0,0	0	0,0	0	0,0	NE			NE	NE	NE		NE	NE	NE	NE		NE	NE	NE	NE		NE		NE	NE	NE
Infections and infestations	Herpes zoster oticus	< 64 letters	281	44,5	0	0,0	284	45,4	0	0,0	NE			NE	NE	NE		NE	NE	NE	NE		NE	NE	NE	NE	NE	NE		NE	NE	NE
Infections and infestations	Herpes zoster oticus	>= 64 letters	349	55,2	0	0,0	341	54,6	1	0,3		*	Quasi-complete separation of data points detected.				*	ERROR: The mean parameter is either invalid or at a limit of its range for some observations.			0,00		Algorithm converged.	0,00	NE	0,3117		>999.99		Algorithm converged.	0,00	NE
Infections and infestations	Herpes zoster oticus	Missing	2	0,3	0	0,0	0	0,0	0	0,0	NE			NE	NE	NE		NE	NE	NE	NE		NE	NE	NE	NE		NE		NE	NE	NE
Infections and infestations	Hordeolum	< 64 letters	281	44,5	1	0,4	284	45,4	4	1,4	0,25		Convergence criterion (GCONV=1E-8) satisfied.	0,03	2,25	-0,011		Algorithm converged.	-0,026	0,005	0,25		Algorithm converged.	0,03	2,25	0,1820	0,5134	3,96		Algorithm converged.	0,45	35,19
Infections and infestations	Hordeolum	>= 64 letters	349	55,2	3	0,9	341	54,6	5	1,5	0,58		Convergence criterion (GCONV=1E-8) satisfied.	0,14	2,46	-0,006		Algorithm converged.	-0,022	0,010	0,59		Algorithm converged.	0,14	2,43	0,4570		1,71		Algorithm converged.	0,41	7,08
Infections and infestations	Hordeolum	Missing	2	0,3	0	0,0	0	0,0	0	0,0	NE			NE	NE	NE		NE	NE	NE	NE		NE	NE	NE	NE		NE		NE	NE	NE
Infections and infestations	Infected cyst	< 64 letters	281	44,5	0	0,0	284	45,4	0	0,0	NE			NE	NE	NE		NE	NE	NE	NE		NE	NE	NE	NE	1,0000	NE		NE	NE	NE
Infections and infestations	Infected cyst	>= 64 letters	349	55,2	2	0,6	341	54,6	1	0,3	1,96		Convergence criterion (GCONV=1E-8) satisfied.	0,18	21,71	0,003		Algorithm converged.	-0,007	0,013	1,95		Algorithm converged.	0,18	21,45	0,5768		0,51		Algorithm converged.	0,05	5,62
Infections and infestations	Infected cyst	Missing	2	0,3	0	0,0	0	0,0	0	0,0	NE			NE	NE	NE		NE	NE	NE	NE		NE	NE	NE	NE		NE		NE	NE	NE
Infections and infestations	Infected dermal cyst	< 64 letters	281	44,5	0	0,0	284	45,4	1	0,4		*	Quasi-complete separation of data points detected.				*	ERROR: The mean parameter is either invalid or at a limit of its range for some observations.			0,00		Algorithm converged.	0,00	NE	0,3199	NE	>999.99		Algorithm converged.	0,00	NE
Infections and infestations	Infected dermal cyst	>= 64 letters	349	55,2	0	0,0	341	54,6	0	0,0	NE			NE	NE	NE		NE	NE	NE	NE		NE	NE	NE	NE		NE		NE	NE	NE
Infections and infestations	Infected dermal cyst	Missing	2	0,3	0	0,0	0	0,0	0	0,0	NE			NE	NE	NE		NE	NE	NE	NE		NE	NE	NE	NE		NE		NE	NE	NE
Infections and infestations	Infected skin ulcer	< 64 letters	281	44,5	0	0,0	284	45,4	0	0,0	NE			NE	NE	NE		NE	NE	NE	NE		NE	NE	NE	NE	NE	NE		NE	NE	NE
Infections and infestations	Infected skin ulcer	>= 64 letters	349	55,2	1	0,3	341	54,6	0	0,0		*	Quasi-complete separation of data points detected.				*	WARNING: The relative Hessian convergence criterion of 49.754598305 is greater than the limit of 0.0001. The convergence is questionable.			NE		Algorithm converged.	NE	NE	0,3229		NE		Algorithm converged.	NE	NE
Infections and infestations	Infected skin ulcer	Missing	2	0,3	0	0,0	0	0,0	0	0,0	NE			NE	NE	NE		NE	NE	NE	NE		NE	NE	NE	NE		NE		NE	NE	NE
Infections and infestations	Infective thrombosis	< 64 letters	281	44,5	0	0,0	284	45,4	1	0,4		*	Quasi-complete separation of data points detected.				*	ERROR: The mean parameter is either invalid or at a limit of its range for some observations.			0,00		Algorithm converged.	0,00	NE	0,3199	NE	>999.99		Algorithm converged.	0,00	NE
Infections and infestations	Infective thrombosis	>= 64 letters	349	55,2	0	0,0	341	54,6	0	0,0	NE			NE	NE	NE		NE	NE	NE	NE		NE	NE	NE	NE		NE		NE	NE	NE
Infections and infestations	Infective thrombosis	Missing	2	0,3	0	0,0	0	0,0	0	0,0	NE			NE	NE	NE		NE	NE	NE	NE		NE	NE	NE	NE		NE		NE	NE	NE
Infections and infestations	Influenza	< 64 letters	281	44,5	10	3,6	284	45,4	12	4,2	0,84		Convergence criterion (GCONV=1E-8) satisfied.	0,36	1,97	-0,007		Algorithm converged.	-0,039	0,025	0,84		Algorithm converged.	0,37	1,92	0,6824	0,3653	1,19		Algorithm converged.	0,52	2,70
Infections and infestations	Influenza	>= 64 letters	349	55,2	12	3,4	341	54,6	8	2,3	1,48		Convergence criterion (GCONV=1E-8) satisfied.	0,60	3,67	0,011		Algorithm converged.	-0,014	0,036	1,47		Algorithm converged.	0,61	3,54	0,3928		0,68		Algorithm converged.	0,28	1,65
Infections and infestations	Influenza	Missing	2	0,3	0	0,0	0	0,0	0	0,0	NE			NE	NE	NE		NE	NE	NE	NE		NE	NE	NE	NE		NE		NE	NE	NE
Infections and infestations	Intervertebral discitis	< 64 letters	281	44,5	0	0,0	284	45,4	1	0,4		*	Quasi-complete separation of data points detected.				*	ERROR: The mean parameter is either invalid or at a limit of its range for some observations.			0,00		Algorithm converged.	0,00	NE	0,3199	NE	>999.99		Algorithm converged.	0,00	NE
Infections and infestations	Intervertebral discitis	>= 64 letters	349	55,2	0	0,0	341	54,6	0	0,0	NE			NE	NE	NE		NE	NE	NE	NE		NE	NE	NE	NE		NE		NE	NE	NE
Infections and infestations	Intervertebral discitis	Missing	2	0,3	0	0,0	0	0,0	0	0,0	NE			NE	NE	NE		NE	NE	NE	NE		NE	NE	NE	NE		NE		NE	NE	NE
Infections and infestations	Keratitis bacterial	< 64 letters	281	44,5	0	0,0	284	45,4	0	0,0	NE			NE	NE	NE		NE	NE	NE	NE		NE	NE	NE	NE	NE	NE		NE	NE	NE
Infections and infestations	Keratitis bacterial	>= 64 letters	349	55,2	0	0,0	341	54,6	1	0,3		*	Quasi-complete separation of data points detected.				*	ERROR: The mean parameter is either invalid or at a limit of its range for some observations.			0,00		Algorithm converged.	0,00	NE	0,3117		>999.99		Algorithm converged.	0,00	NE
Infections and infestations	Keratitis bacterial	Missing	2	0,3	0	0,0	0	0,0	0	0,0	NE			NE	NE	NE		NE	NE	NE	NE		NE	NE	NE	NE		NE		NE	NE	NE
Infections and infestations	Keratitis viral	< 64 letters	281	44,5	0	0,0	284	45,4	0	0,0	NE			NE	NE	NE		NE	NE	NE	NE		NE	NE	NE	NE	1,0000	NE		NE	NE	NE
Infections and infestations	Keratitis viral	>= 64 letters	349	55,2	1	0,3	341	54,6	1	0,3	0,98		Convergence criterion (GCONV=1E-8) satisfied.	0,06	15,68	0,000		Algorithm converged.	-0,008	0,008	0,98		Algorithm converged.	0,06	15,56	0,9869		1,02		Algorithm converged.	0,06	16,30
Infections and infestations	Keratitis viral	Missing	2	0,3	0	0,0	0	0,0	0	0,0	NE			NE	NE	NE		NE	NE	NE	NE		NE	NE	NE	NE		NE		NE	NE	NE
Infections and infestations	Keratouveitis	< 64 letters	281	44,5	0	0,0	284	45,4	0	0,0	NE			NE	NE	NE		NE	NE	NE	NE		NE	NE	NE	NE	NE	NE		NE	NE	NE
Infections and infestations	Keratouveitis	>= 64 letters	349	55,2	1	0,3	341	54,6	0	0,0		*	Quasi-complete separation of data points detected.				*	WARNING: The relative Hessian convergence criterion of 53.071571525 is greater than the limit of 0.0001. The convergence is questionable.			NE		Algorithm converged.	NE	NE	0,3229		NE		Algorithm converged.	NE	NE
Infections and infestations	Keratouveitis	Missing	2	0,3	0	0,0	0	0,0	0	0,0	NE			NE	NE	NE		NE	NE	NE	NE		NE	NE	NE	NE		NE		NE	NE	NE
Infections and infestations	Kidney infection	< 64 letters	281	44,5	2	0,7	284	45,4	0	0,0		*	Quasi-complete separation of data points detected.				*	WARNING: Negative of Hessian not positive definite.			NE		Algorithm converged.	NE	NE	0,1547	1,0000	NE		Algorithm converged.	NE	NE
Infections and infestations	Kidney infection	>= 64 letters	349	55,2	2	0,6	341	54,6	0	0,0		*	Quasi-complete separation of data points detected.				*	WARNING: Negative of Hessian not positive definite.			NE		Algorithm converged.	NE	NE	0,1618		NE		Algorithm converged.	NE	NE
Infections and infestations	Kidney infection	Missing	2	0,3	0	0,0	0	0,0	0	0,0	NE			NE	NE	NE		NE	NE	NE	NE		NE	NE	NE	NE		NE		NE	NE	NE
Infections and infestations	Laryngitis	< 64 letters	281	44,5	0	0,0	284	45,4	0	0,0	NE			NE	NE	NE		NE	NE	NE	NE		NE	NE	NE	NE	1,0000	NE		NE	NE	NE
Infections and infestations	Laryngitis	>= 64 letters	349	55,2	1	0,3	341	54,6	2	0,6	0,49		Convergence criterion (GCONV=1E-8) satisfied.	0,04	5,40	-0,003		Algorithm converged.	-0,013	0,007	0,49		Algorithm converged.	0,04	5,36	0,5496		2,05		Algorithm converged.	0,19	22,47
Infections and infestations	Laryngitis	Missing	2	0,3	0	0,0	0	0,0	0	0,0	NE			NE	NE	NE		NE	NE	NE	NE		NE	NE	NE	NE		NE		NE	NE	NE
Infections and infestations	Localised infection	< 64 letters	281	44,5	3	1,1	284	45,4	6	2,1	0,50		Convergence criterion (GCONV=1E-8) satisfied.	0,12	2,02	-0,010		Algorithm converged.	-0,031	0,010	0,51		Algorithm converged.	0,13	2,00	0,3216	0,6034	1,98		Algorithm converged.	0,50	7,83
Infections and infestations	Localised infection	>= 64 letters	349	55,2	5	1,4	341	54,6	6	1,8	0,81		Convergence criterion (GCONV=1E-8) satisfied.	0,25	2,68	-0,003		Algorithm converged.	-0,022	0,015	0,81		Algorithm converged.	0,25	2,64	0,7320		1,23		Algorithm converged.	0,38	3,99
Infections and infestations	Localised infection	Missing	2	0,3	0	0,0	0	0,0	0	0,0	NE			NE	NE	NE		NE	NE	NE	NE		NE	NE	NE	NE		NE		NE	NE	NE
Infections and infestations	Lower respiratory tract infection	< 64 letters	281	44,5	2	0,7	284	45,4	1	0,4	2,03		Convergence criterion (GCONV=1E-8) satisfied.	0,18	22,50	0,004		Algorithm converged.	-0,008	0,016	2,02		Algorithm converged.	0,18	22,17	0,5568	0,0483	0,49		Algorithm converged.	0,05	5,43
Infections and infestations	Lower respiratory tract infection	>= 64 letters	349	55,2	0	0,0	341	54,6	3	0,9		*	Quasi-complete separation of data points detected.				*	ERROR: The mean parameter is either invalid or at a limit of its range for some observations.			0,00		Algorithm converged.	0,00	NE	0,0793		>999.99		Algorithm converged.	0,00	NE
Infections and infestations	Lower respiratory tract infection	Missing	2	0,3	0	0,0	0	0,0	0	0,0	NE			NE	NE	NE		NE	NE	NE	NE		NE	NE	NE	NE		NE		NE	NE	NE
Infections and infestations	Lung abscess	< 64 letters	281	44,5	0	0,0	284	45,4	1	0,4		*	Quasi-complete separation of data points detected.				*	ERROR: The mean parameter is either invalid or at a limit of its range for some observations.			0,00		Algorithm converged.	0,00	NE	0,3199	NE	>999.99		Algorithm converged.	0,00	NE
Infections and infestations	Lung abscess	>= 64 letters	349	55,2	0	0,0	341	54,6	0	0,0	NE			NE	NE	NE		NE	NE	NE	NE		NE	NE	NE	NE		NE		NE	NE	NE
Infections and infestations	Lung abscess	Missing	2	0,3	0	0,0	0	0,0	0	0,0	NE			NE	NE	NE		NE	NE	NE	NE		NE	NE	NE	NE		NE		NE	NE	NE
Infections and infestations	Lyme disease	< 64 letters	281	44,5	1	0,4	284	45,4	0	0,0		*	Quasi-complete separation of data points detected.				*	WARNING: Negative of Hessian not positive definite.			NE		Algorithm converged.	NE	NE	0,3147	1,0000	NE		Algorithm converged.	NE	NE
Infections and infestations	Lyme disease	>= 64 letters	349	55,2	1	0,3	341	54,6	0	0,0		*	Quasi-complete separation of data points detected.				*	WARNING: The relative Hessian convergence criterion of 53.071571525 is greater than the limit of 0.0001. The convergence is questionable.			NE		Algorithm converged.	NE	NE	0,3229		NE		Algorithm converged.	NE	NE
Infections and infestations	Lyme disease	Missing	2	0,3	0	0,0	0	0,0	0	0,0	NE			NE	NE	NE		NE	NE	NE	NE		NE	NE	NE	NE		NE		NE	NE	NE
Infections and infestations	Nasal herpes	< 64 letters	281	44,5	0	0,0	284	45,4	0	0,0	NE			NE	NE	NE		NE	NE	NE	NE		NE	NE	NE	NE	NE	NE		NE	NE	NE
Infections and infestations	Nasal herpes	>= 64 letters	349	55,2	1	0,3	341	54,6	0	0,0		*	Quasi-complete separation of data points detected.				*	WARNING: The relative Hessian convergence criterion of 49.754598305 is greater than the limit of 0.0001. The convergence is questionable.			NE		Algorithm converged.	NE	NE	0,3229		NE		Algorithm converged.	NE	NE
Infections and infestations	Nasal herpes	Missing	2	0,3	0	0,0	0	0,0	0	0,0	NE			NE	NE	NE		NE	NE	NE	NE		NE	NE	NE	NE		NE		NE	NE	NE
Infections and infestations	Nasopharyngitis	< 64 letters	281	44,5	16	5,7	284	45,4	29	10,2	0,53		Convergence criterion (GCONV=1E-8) satisfied.	0,28	1,00	-0,045		Algorithm converged.	-0,090	-0,001	0,56		Algorithm converged.	0,31	1,00	0,0476	0,4842	1,79		Algorithm converged.	1,00	3,23
Infections and infestations	Nasopharyngitis	>= 64 letters	349	55,2	29	8,3	341	54,6	39	11,4	0,70		Convergence criterion (GCONV=1E-8) satisfied.	0,42	1,16	-0,031		Algorithm converged.	-0,076	0,013	0,73		Algorithm converged.	0,46	1,15	0,1685		1,38		Algorithm converged.	0,87	2,17
Infections and infestations	Nasopharyngitis	Missing	2	0,3	0	0,0	0	0,0	0	0,0	NE			NE	NE	NE		NE	NE	NE	NE		NE	NE	NE	NE		NE		NE	NE	NE
Infections and infestations	Onychomycosis	< 64 letters	281	44,5	0	0,0	284	45,4	0	0,0	NE			NE	NE	NE		NE	NE	NE	NE		NE	NE	NE	NE	NE	NE		NE	NE	NE
Infections and infestations	Onychomycosis	>= 64 letters	349	55,2	0	0,0	341	54,6	1	0,3		*	Quasi-complete separation of data points detected.				*	ERROR: The mean parameter is either invalid or at a limit of its range for some observations.			0,00		Algorithm converged.	0,00	NE	0,3117		>999.99		Algorithm converged.	0,00	NE
Infections and infestations	Onychomycosis	Missing	2	0,3	0	0,0	0	0,0	0	0,0	NE			NE	NE	NE		NE	NE	NE	NE		NE	NE	NE	NE		NE		NE	NE	NE
Infections and infestations	Oral candidiasis	< 64 letters	281	44,5	0	0,0	284	45,4	1	0,4		*	Quasi-complete separation of data points detected.				*	ERROR: The mean parameter is either invalid or at a limit of its range for some observations.			0,00		Algorithm converged.	0,00	NE	0,3199	NE	>999.99		Algorithm converged.	0,00	NE
Infections and infestations	Oral candidiasis	>= 64 letters	349	55,2	0	0,0	341	54,6	0	0,0	NE			NE	NE	NE		NE	NE	NE	NE		NE	NE	NE	NE		NE		NE	NE	NE
Infections and infestations	Oral candidiasis	Missing	2	0,3	0	0,0	0	0,0	0	0,0	NE			NE	NE	NE		NE	NE	NE	NE		NE	NE	NE	NE		NE		NE	NE	NE
Infections and infestations	Oral herpes	< 64 letters	281	44,5	0	0,0	284	45,4	0	0,0	NE			NE	NE	NE		NE	NE	NE	NE		NE	NE	NE	NE	NE	NE		NE	NE	NE
Infections and infestations	Oral herpes	>= 64 letters	349	55,2	0	0,0	341	54,6	1	0,3		*	Quasi-complete separation of data points detected.				*	ERROR: The mean parameter is either invalid or at a limit of its range for some observations.			0,00		Algorithm converged.	0,00	NE	0,3117		>999.99		Algorithm converged.	0,00	NE
Infections and infestations	Oral herpes	Missing	2	0,3	0	0,0	0	0,0	0	0,0	NE			NE	NE	NE		NE	NE	NE	NE		NE	NE	NE	NE		NE		NE	NE	NE
Infections and infestations	Osteomyelitis	< 64 letters	281	44,5	1	0,4	284	45,4	7	2,5	0,14		Convergence criterion (GCONV=1E-8) satisfied.	0,02	1,16	-0,021		Algorithm converged.	-0,040	-0,002	0,14		Algorithm converged.	0,02	1,17	0,0340	0,3593	6,93		Algorithm converged.	0,86	55,93
Infections and infestations	Osteomyelitis	>= 64 letters	349	55,2	2	0,6	341	54,6	4	1,2	0,49		Convergence criterion (GCONV=1E-8) satisfied.	0,09	2,67	-0,006		Algorithm converged.	-0,020	0,008	0,49		Algorithm converged.	0,09	2,65	0,3964		2,05		Algorithm converged.	0,38	11,10
Infections and infestations	Osteomyelitis	Missing	2	0,3	0	0,0	0	0,0	0	0,0	NE			NE	NE	NE		NE	NE	NE	NE		NE	NE	NE	NE		NE		NE	NE	NE
Infections and infestations	Osteomyelitis acute	< 64 letters	281	44,5	0	0,0	284	45,4	0	0,0	NE			NE	NE	NE		NE	NE	NE	NE		NE	NE	NE	NE	NE	NE		NE	NE	NE
Infections and infestations	Osteomyelitis acute	>= 64 letters	349	55,2	0	0,0	341	54,6	1	0,3		*	Quasi-complete separation of data points detected.				*	ERROR: The mean parameter is either invalid or at a limit of its range for some observations.			0,00		Algorithm converged.	0,00	NE	0,3117		>999.99		Algorithm converged.	0,00	NE
Infections and infestations	Osteomyelitis acute	Missing	2	0,3	0	0,0	0	0,0	0	0,0	NE			NE	NE	NE		NE	NE	NE	NE		NE	NE	NE	NE		NE		NE	NE	NE
Infections and infestations	Osteomyelitis bacterial	< 64 letters	281	44,5	0	0,0	284	45,4	0	0,0	NE			NE	NE	NE		NE	NE	NE	NE		NE	NE	NE	NE	NE	NE		NE	NE	NE
Infections and infestations	Osteomyelitis bacterial	>= 64 letters	349	55,2	1	0,3	341	54,6	0	0,0		*	Quasi-complete separation of data points detected.				*	WARNING: The relative Hessian convergence criterion of 49.754598305 is greater than the limit of 0.0001. The convergence is questionable.			NE		Algorithm converged.	NE	NE	0,3229		NE		Algorithm converged.	NE	NE
Infections and infestations	Osteomyelitis bacterial	Missing	2	0,3	0	0,0	0	0,0	0	0,0	NE			NE	NE	NE		NE	NE	NE	NE		NE	NE	NE	NE		NE		NE	NE	NE

| | | |

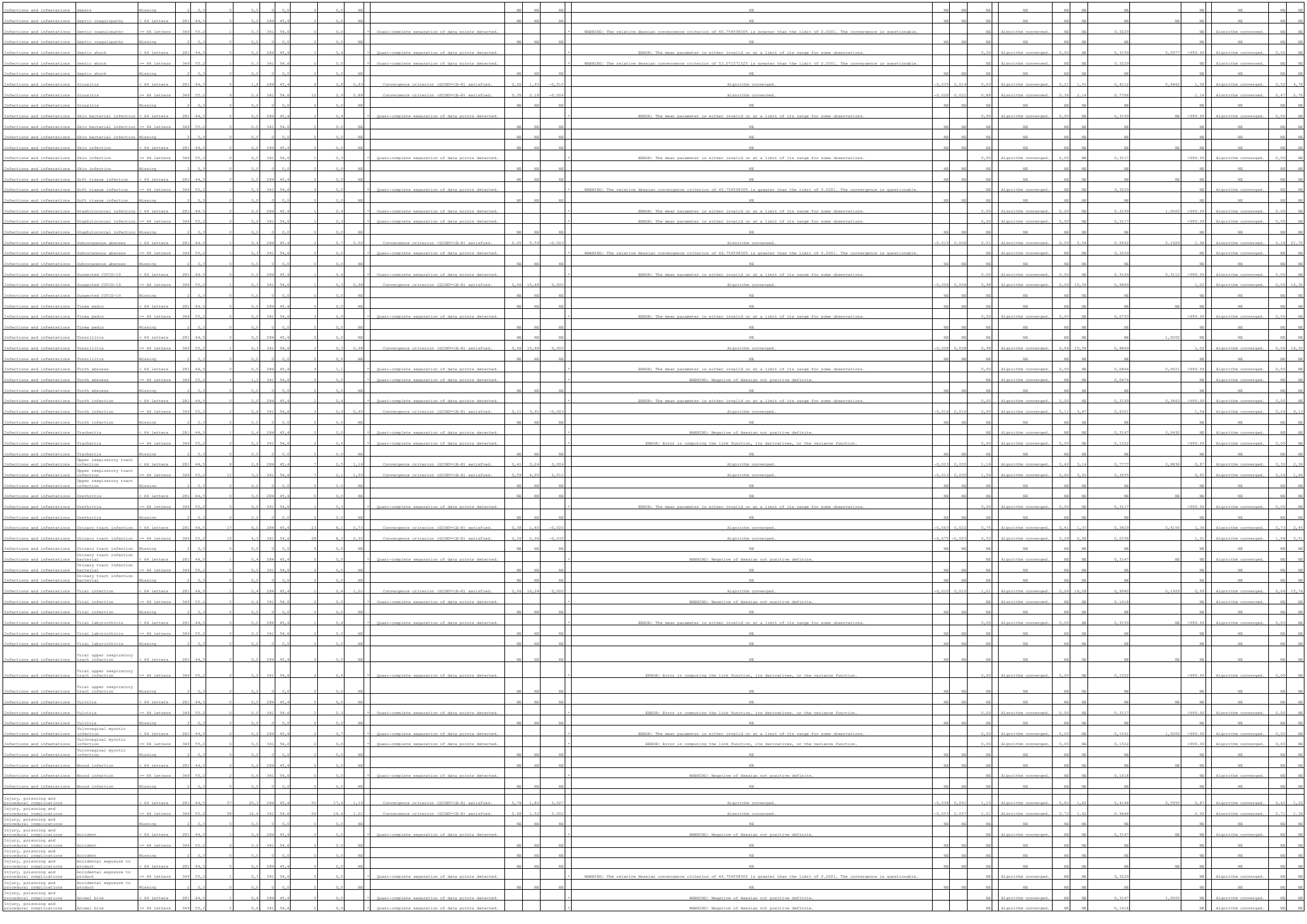

| | | |

| | | |

| | | |

Investigations	Blood glucose increased	Missing	2	0,3	0	0,0	0	0,0	0	0,0	NE			NE	NE	NE		NE	NE	NE	NE		NE	NE	NE	NE		NE		NE	NE	NE
Investigations	Blood iron decreased	< 64 letters	281	44,5	2	0,7	284	45,4	0	0,0		*	Quasi-complete separation of data points detected.				*	WARNING: Negative of Hessian not positive definite.			NE		Algorithm converged.	NE	NE	0,1547	NE	NE		Algorithm converged.	NE	NE
Investigations	Blood iron decreased	>= 64 letters	349	55,2	0	0,0	341	54,6	0	0,0	NE			NE	NE	NE		NE	NE	NE	NE		NE	NE	NE	NE		NE		NE	NE	NE
Investigations	Blood iron decreased	Missing	2	0,3	0	0,0	0	0,0	0	0,0	NE			NE	NE	NE		NE	NE	NE	NE		NE	NE	NE	NE		NE		NE	NE	NE
Investigations	Blood magnesium decreased	< 64 letters	281	44,5	0	0,0	284	45,4	1	0,4		*	Quasi-complete separation of data points detected.				*	ERROR: The mean parameter is either invalid or at a limit of its range for some observations.			0,00		Algorithm converged.	0,00	NE	0,3199	NE	>999.99		Algorithm converged.	0,00	NE
Investigations	Blood magnesium decreased	>= 64 letters	349	55,2	0	0,0	341	54,6	0	0,0	NE			NE	NE	NE		NE	NE	NE	NE		NE	NE	NE	NE		NE		NE	NE	NE
Investigations	Blood magnesium decreased	Missing	2	0,3	0	0,0	0	0,0	0	0,0	NE			NE	NE	NE		NE	NE	NE	NE		NE	NE	NE	NE		NE		NE	NE	NE
Investigations	Blood potassium increased	< 64 letters	281	44,5	3	1,1	284	45,4	1	0,4	3,05		Convergence criterion (GCONV=1E-8) satisfied.	0,32	29,53	0,007		Algorithm converged.	-0,007	0,021	3,03		Algorithm converged.	0,32	28,97	0,3109	0,3463	0,33		Algorithm converged.	0,03	3,15
Investigations	Blood potassium increased	>= 64 letters	349	55,2	2	0,6	341	54,6	0	0,0		*	Quasi-complete separation of data points detected.				*	WARNING: Negative of Hessian not positive definite.			NE		Algorithm converged.	NE	NE	0,1618		NE		Algorithm converged.	NE	NE
Investigations	Blood potassium increased	Missing	2	0,3	0	0,0	0	0,0	0	0,0	NE			NE	NE	NE		NE	NE	NE	NE		NE	NE	NE	NE		NE		NE	NE	NE
Investigations	Blood pressure diastolic increased	< 64 letters	281	44,5	0	0,0	284	45,4	0	0,0	NE			NE	NE	NE		NE	NE	NE	NE		NE	NE	NE	NE	NE	NE		NE	NE	NE
Investigations	Blood pressure diastolic increased	>= 64 letters	349	55,2	1	0,3	341	54,6	0	0,0		*	Quasi-complete separation of data points detected.				*	WARNING: The relative Hessian convergence criterion of 53.071571525 is greater than the limit of 0.0001. The convergence is questionable.			NE		Algorithm converged.	NE	NE	0,3229		NE		Algorithm converged.	NE	NE
Investigations	Blood pressure diastolic increased	Missing	2	0,3	0	0,0	0	0,0	0	0,0	NE			NE	NE	NE		NE	NE	NE	NE		NE	NE	NE	NE		NE		NE	NE	NE
Investigations	Blood pressure increased	< 64 letters	281	44,5	3	1,1	284	45,4	6	2,1	0,50		Convergence criterion (GCONV=1E-8) satisfied.	0,12	2,02	-0,010		Algorithm converged.	-0,031	0,010	0,51		Algorithm converged.	0,13	2,00	0,3216	0,8831	1,98		Algorithm converged.	0,50	7,83
Investigations	Blood pressure increased	>= 64 letters	349	55,2	3	0,9	341	54,6	5	1,5	0,58		Convergence criterion (GCONV=1E-8) satisfied.	0,14	2,46	-0,006		Algorithm converged.	-0,022	0,010	0,59		Algorithm converged.	0,14	2,43	0,4570		1,71		Algorithm converged.	0,41	7,08
Investigations	Blood pressure increased	Missing	2	0,3	0	0,0	0	0,0	0	0,0	NE			NE	NE	NE		NE	NE	NE	NE		NE	NE	NE	NE		NE		NE	NE	NE
Investigations	Blood pressure systolic increased	< 64 letters	281	44,5	0	0,0	284	45,4	0	0,0	NE			NE	NE	NE		NE	NE	NE	NE		NE	NE	NE	NE	NE	NE		NE	NE	NE
Investigations	Blood pressure systolic increased	>= 64 letters	349	55,2	0	0,0	341	54,6	1	0,3		*	Quasi-complete separation of data points detected.				*	ERROR: Error in computing the link function, its derivatives, or the variance function.			0,00		Algorithm converged.	0,00	NE	0,3117		>999.99		Algorithm converged.	0,00	NE
Investigations	Blood pressure systolic increased	Missing	2	0,3	0	0,0	0	0,0	0	0,0	NE			NE	NE	NE		NE	NE	NE	NE		NE	NE	NE	NE		NE		NE	NE	NE
Investigations	Blood testosterone decreased	< 64 letters	281	44,5	0	0,0	284	45,4	1	0,4		*	Quasi-complete separation of data points detected.				*	ERROR: The mean parameter is either invalid or at a limit of its range for some observations.			0,00		Algorithm converged.	0,00	NE	0,3199	1,0000	>999.99		Algorithm converged.	0,00	NE
Investigations	Blood testosterone decreased	>= 64 letters	349	55,2	0	0,0	341	54,6	1	0,3		*	Quasi-complete separation of data points detected.				*	ERROR: The mean parameter is either invalid or at a limit of its range for some observations.			0,00		Algorithm converged.	0,00	NE	0,3117		>999.99		Algorithm converged.	0,00	NE
Investigations	Blood testosterone decreased	Missing	2	0,3	0	0,0	0	0,0	0	0,0	NE			NE	NE	NE		NE	NE	NE	NE		NE	NE	NE	NE		NE		NE	NE	NE
Investigations	Blood testosterone increased	< 64 letters	281	44,5	0	0,0	284	45,4	0	0,0	NE			NE	NE	NE		NE	NE	NE	NE		NE	NE	NE	NE	NE	NE		NE	NE	NE
Investigations	Blood testosterone increased	>= 64 letters	349	55,2	1	0,3	341	54,6	0	0,0		*	Quasi-complete separation of data points detected.				*	WARNING: The relative Hessian convergence criterion of 49.754598305 is greater than the limit of 0.0001. The convergence is questionable.			NE		Algorithm converged.	NE	NE	0,3229		NE		Algorithm converged.	NE	NE
Investigations	Blood testosterone increased	Missing	2	0,3	0	0,0	0	0,0	0	0,0	NE			NE	NE	NE		NE	NE	NE	NE		NE	NE	NE	NE		NE		NE	NE	NE
Investigations	Blood thyroid stimulating hormone decreased	< 64 letters	281	44,5	0	0,0	284	45,4	0	0,0	NE			NE	NE	NE		NE	NE	NE	NE		NE	NE	NE	NE	NE	NE		NE	NE	NE
Investigations	Blood thyroid stimulating hormone decreased	>= 64 letters	349	55,2	0	0,0	341	54,6	1	0,3		*	Quasi-complete separation of data points detected.				*	ERROR: The mean parameter is either invalid or at a limit of its range for some observations.			0,00		Algorithm converged.	0,00	NE	0,3117		>999.99		Algorithm converged.	0,00	NE
Investigations	Blood thyroid stimulating hormone decreased	Missing	2	0,3	0	0,0	0	0,0	0	0,0	NE			NE	NE	NE		NE	NE	NE	NE		NE	NE	NE	NE		NE		NE	NE	NE
Investigations	Blood urea abnormal	< 64 letters	281	44,5	0	0,0	284	45,4	0	0,0	NE			NE	NE	NE		NE	NE	NE	NE		NE	NE	NE	NE	NE	NE		NE	NE	NE
Investigations	Blood urea abnormal	>= 64 letters	349	55,2	0	0,0	341	54,6	1	0,3		*	Quasi-complete separation of data points detected.				*	ERROR: Error in computing the link function, its derivatives, or the variance function.			0,00		Algorithm converged.	0,00	NE	0,3117		>999.99		Algorithm converged.	0,00	NE
Investigations	Blood urea abnormal	Missing	2	0,3	0	0,0	0	0,0	0	0,0	NE			NE	NE	NE		NE	NE	NE	NE		NE	NE	NE	NE		NE		NE	NE	NE
Investigations	Blood urea increased	< 64 letters	281	44,5	0	0,0	284	45,4	2	0,7		*	Quasi-complete separation of data points detected.				*	ERROR: The mean parameter is either invalid or at a limit of its range for some observations.			0,00		Algorithm converged.	0,00	NE	0,1591	0,0905	>999.99		Algorithm converged.	0,00	NE
Investigations	Blood urea increased	>= 64 letters	349	55,2	2	0,6	341	54,6	1	0,3	1,96		Convergence criterion (GCONV=1E-8) satisfied.	0,18	21,71	0,003		Algorithm converged.	-0,007	0,013	1,95		Algorithm converged.	0,18	21,45	0,5768		0,51		Algorithm converged.	0,05	5,62
Investigations	Blood urea increased	Missing	2	0,3	0	0,0	0	0,0	0	0,0	NE			NE	NE	NE		NE	NE	NE	NE		NE	NE	NE	NE		NE		NE	NE	NE
Investigations	Blood uric acid increased	< 64 letters	281	44,5	0	0,0	284	45,4	3	1,1		*	Quasi-complete separation of data points detected.				*	ERROR: The mean parameter is either invalid or at a limit of its range for some observations.			0,00		Algorithm converged.	0,00	NE	0,0844	1,0000	>999.99		Algorithm converged.	0,00	NE
Investigations	Blood uric acid increased	>= 64 letters	349	55,2	0	0,0	341	54,6	1	0,3		*	Quasi-complete separation of data points detected.				*	ERROR: The mean parameter is either invalid or at a limit of its range for some observations.			0,00		Algorithm converged.	0,00	NE	0,3117		>999.99		Algorithm converged.	0,00	NE
Investigations	Blood uric acid increased	Missing	2	0,3	0	0,0	0	0,0	0	0,0	NE			NE	NE	NE		NE	NE	NE	NE		NE	NE	NE	NE		NE		NE	NE	NE
Investigations	Body temperature increased	< 64 letters	281	44,5	0	0,0	284	45,4	0	0,0	NE			NE	NE	NE		NE	NE	NE	NE		NE	NE	NE	NE	NE	NE		NE	NE	NE
Investigations	Body temperature increased	>= 64 letters	349	55,2	0	0,0	341	54,6	1	0,3		*	Quasi-complete separation of data points detected.				*	ERROR: The mean parameter is either invalid or at a limit of its range for some observations.			0,00		Algorithm converged.	0,00	NE	0,3117		>999.99		Algorithm converged.	0,00	NE
Investigations	Body temperature increased	Missing	2	0,3	0	0,0	0	0,0	0	0,0	NE			NE	NE	NE		NE	NE	NE	NE		NE	NE	NE	NE		NE		NE	NE	NE
Investigations	Cardiac murmur	< 64 letters	281	44,5	0	0,0	284	45,4	0	0,0	NE			NE	NE	NE		NE	NE	NE	NE		NE	NE	NE	NE	NE	NE		NE	NE	NE
Investigations	Cardiac murmur	>= 64 letters	349	55,2	1	0,3	341	54,6	0	0,0		*	Quasi-complete separation of data points detected.				*	WARNING: The relative Hessian convergence criterion of 49.754598305 is greater than the limit of 0.0001. The convergence is questionable.			NE		Algorithm converged.	NE	NE	0,3229		NE		Algorithm converged.	NE	NE
Investigations	Cardiac murmur	Missing	2	0,3	0	0,0	0	0,0	0	0,0	NE			NE	NE	NE		NE	NE	NE	NE		NE	NE	NE	NE		NE		NE	NE	NE
Investigations	Cardiac stress test abnormal	< 64 letters	281	44,5	0	0,0	284	45,4	0	0,0	NE			NE	NE	NE		NE	NE	NE	NE		NE	NE	NE	NE	NE	NE		NE	NE	NE
Investigations	Cardiac stress test abnormal	>= 64 letters	349	55,2	1	0,3	341	54,6	0	0,0		*	Quasi-complete separation of data points detected.				*	WARNING: The relative Hessian convergence criterion of 49.754598305 is greater than the limit of 0.0001. The convergence is questionable.			NE		Algorithm converged.	NE	NE	0,3229		NE		Algorithm converged.	NE	NE
Investigations	Cardiac stress test abnormal	Missing	2	0,3	0	0,0	0	0,0	0	0,0	NE			NE	NE	NE		NE	NE	NE	NE		NE	NE	NE	NE		NE		NE	NE	NE
Investigations	Coagulation time prolonged	< 64 letters	281	44,5	0	0,0	284	45,4	1	0,4		*	Quasi-complete separation of data points detected.				*	ERROR: The mean parameter is either invalid or at a limit of its range for some observations.			0,00		Algorithm converged.	0,00	NE	0,3199	NE	>999.99		Algorithm converged.	0,00	NE
Investigations	Coagulation time prolonged	>= 64 letters	349	55,2	0	0,0	341	54,6	0	0,0	NE			NE	NE	NE		NE	NE	NE	NE		NE	NE	NE	NE		NE		NE	NE	NE
Investigations	Coagulation time prolonged	Missing	2	0,3	0	0,0	0	0,0	0	0,0	NE			NE	NE	NE		NE	NE	NE	NE		NE	NE	NE	NE		NE		NE	NE	NE
Investigations	Computerised tomogram abnormal	< 64 letters	281	44,5	0	0,0	284	45,4	1	0,4		*	Quasi-complete separation of data points detected.				*	ERROR: The mean parameter is either invalid or at a limit of its range for some observations.			0,00		Algorithm converged.	0,00	NE	0,3199	NE	>999.99		Algorithm converged.	0,00	NE
Investigations	Computerised tomogram abnormal	>= 64 letters	349	55,2	0	0,0	341	54,6	0	0,0	NE			NE	NE	NE		NE	NE	NE	NE		NE	NE	NE	NE		NE		NE	NE	NE
Investigations	Computerised tomogram abnormal	Missing	2	0,3	0	0,0	0	0,0	0	0,0	NE			NE	NE	NE		NE	NE	NE	NE		NE	NE	NE	NE		NE		NE	NE	NE
Investigations	Crystal urine present	< 64 letters	281	44,5	0	0,0	284	45,4	1	0,4		*	Quasi-complete separation of data points detected.				*	ERROR: The mean parameter is either invalid or at a limit of its range for some observations.			0,00		Algorithm converged.	0,00	NE	0,3199	NE	>999.99		Algorithm converged.	0,00	NE
Investigations	Crystal urine present	>= 64 letters	349	55,2	0	0,0	341	54,6	0	0,0	NE			NE	NE	NE		NE	NE	NE	NE		NE	NE	NE	NE		NE		NE	NE	NE
Investigations	Crystal urine present	Missing	2	0,3	0	0,0	0	0,0	0	0,0	NE			NE	NE	NE		NE	NE	NE	NE		NE	NE	NE	NE		NE		NE	NE	NE
Investigations	Ejection fraction decreased	< 64 letters	281	44,5	0	0,0	284	45,4	1	0,4		*	Quasi-complete separation of data points detected.				*	ERROR: The mean parameter is either invalid or at a limit of its range for some observations.			0,00		Algorithm converged.	0,00	NE	0,3199	NE	>999.99		Algorithm converged.	0,00	NE
Investigations	Ejection fraction decreased	>= 64 letters	349	55,2	0	0,0	341	54,6	0	0,0	NE			NE	NE	NE		NE	NE	NE	NE		NE	NE	NE	NE		NE		NE	NE	NE
Investigations	Ejection fraction decreased	Missing	2	0,3	0	0,0	0	0,0	0	0,0	NE			NE	NE	NE		NE	NE	NE	NE		NE	NE	NE	NE		NE		NE	NE	NE
Investigations	Fibrin D dimer increased	< 64 letters	281	44,5	0	0,0	284	45,4	0	0,0	NE			NE	NE	NE		NE	NE	NE	NE		NE	NE	NE	NE	1,0000	NE		NE	NE	NE
Investigations	Fibrin D dimer increased	>= 64 letters	349	55,2	1	0,3	341	54,6	1	0,3	0,98		Convergence criterion (GCONV=1E-8) satisfied.	0,06	15,68	0,000		Algorithm converged.	-0,008	0,008	0,98		Algorithm converged.	0,06	15,56	0,9869		1,02		Algorithm converged.	0,06	16,30
Investigations	Fibrin D dimer increased	Missing	2	0,3	0	0,0	0	0,0	0	0,0	NE			NE	NE	NE		NE	NE	NE	NE		NE	NE	NE	NE		NE		NE	NE	NE
Investigations	Glucose urine present	< 64 letters	281	44,5	0	0,0	284	45,4	0	0,0	NE			NE	NE	NE		NE	NE	NE	NE		NE	NE	NE	NE	NE	NE		NE	NE	NE
Investigations	Glucose urine present	>= 64 letters	349	55,2	0	0,0	341	54,6	1	0,3		*	Quasi-complete separation of data points detected.				*	ERROR: Error in computing the link function, its derivatives, or the variance function.			0,00		Algorithm converged.	0,00	NE	0,3117		>999.99		Algorithm converged.	0,00	NE
Investigations	Glucose urine present	Missing	2	0,3	0	0,0	0	0,0	0	0,0	NE			NE	NE	NE		NE	NE	NE	NE		NE	NE	NE	NE		NE		NE	NE	NE
Investigations	Glycosylated haemoglobin abnormal	< 64 letters	281	44,5	0	0,0	284	45,4	1	0,4		*	Quasi-complete separation of data points detected.				*	ERROR: The mean parameter is either invalid or at a limit of its range for some observations.			0,00		Algorithm converged.	0,00	NE	0,3199	NE	>999.99		Algorithm converged.	0,00	NE
Investigations	Glycosylated haemoglobin abnormal	>= 64 letters	349	55,2	0	0,0	341	54,6	0	0,0	NE			NE	NE	NE		NE	NE	NE	NE		NE	NE	NE	NE		NE		NE	NE	NE
Investigations	Glycosylated haemoglobin abnormal	Missing	2	0,3	0	0,0	0	0,0	0	0,0	NE			NE	NE	NE		NE	NE	NE	NE		NE	NE	NE	NE		NE		NE	NE	NE
Investigations	Glycosylated haemoglobin increased	< 64 letters	281	44,5	1	0,4	284	45,4	2	0,7	0,50		Convergence criterion (GCONV=1E-8) satisfied.	0,05	5,59	-0,003		Algorithm converged.	-0,015	0,008	0,51		Algorithm converged.	0,05	5,54	0,5692	0,5637	1,98		Algorithm converged.	0,18	21,70
Investigations	Glycosylated haemoglobin increased	>= 64 letters	349	55,2	1	0,3	341	54,6	5	1,5	0,19		Convergence criterion (GCONV=1E-8) satisfied.	0,02	1,66	-0,012		Algorithm converged.	-0,026	0,002	0,20		Algorithm converged.	0,02	1,66	0,0954		5,12		Algorithm converged.	0,60	43,57
Investigations	Glycosylated haemoglobin increased	Missing	2	0,3	0	0,0	0	0,0	0	0,0	NE			NE	NE	NE		NE	NE	NE	NE		NE	NE	NE	NE		NE		NE	NE	NE
Investigations	Haemoglobin decreased	< 64 letters	281	44,5	0	0,0	284	45,4	0	0,0	NE			NE	NE	NE		NE	NE	NE	NE		NE	NE	NE	NE	NE	NE		NE	NE	NE
Investigations	Haemoglobin decreased	>= 64 letters	349	55,2	0	0,0	341	54,6	1	0,3		*	Quasi-complete separation of data points detected.				*	ERROR: The mean parameter is either invalid or at a limit of its range for some observations.			0,00		Algorithm converged.	0,00	NE	0,3117		>999.99		Algorithm converged.	0,00	NE
Investigations	Haemoglobin decreased	Missing	2	0,3	0	0,0	0	0,0	0	0,0	NE			NE	NE	NE		NE	NE	NE	NE		NE	NE	NE	NE		NE		NE	NE	NE
Investigations	Haemoglobin increased	< 64 letters	281	44,5	0	0,0	284	45,4	0	0,0	NE			NE	NE	NE		NE	NE	NE	NE		NE	NE	NE	NE	NE	NE		NE	NE	NE
Investigations	Haemoglobin increased	>= 64 letters	349	55,2	1	0,3	341	54,6	0	0,0		*	Quasi-complete separation of data points detected.				*	WARNING: Negative of Hessian not positive definite.			NE		Algorithm converged.	NE	NE	0,3229		NE		Algorithm converged.	NE	NE
Investigations	Haemoglobin increased	Missing	2	0,3	0	0,0	0	0,0	0	0,0	NE			NE	NE	NE		NE	NE	NE	NE		NE	NE	NE	NE		NE		NE	NE	NE
Investigations	Heart rate increased	< 64 letters	281	44,5	0	0,0	284	45,4	1	0,4		*	Quasi-complete separation of data points detected.				*	ERROR: The mean parameter is either invalid or at a limit of its range for some observations.			0,00		Algorithm converged.	0,00	NE	0,3199	0,0977	>999.99		Algorithm converged.	0,00	NE
Investigations	Heart rate increased	>= 64 letters	349	55,2	1	0,3	341	54,6	0	0,0		*	Quasi-complete separation of data points detected.				*	WARNING: The relative Hessian convergence criterion of 49.754598305 is greater than the limit of 0.0001. The convergence is questionable.			NE		Algorithm converged.	NE	NE	0,3229		NE		Algorithm converged.	NE	NE
Investigations	Heart rate increased	Missing	2	0,3	0	0,0	0	0,0	0	0,0	NE			NE	NE	NE		NE	NE	NE	NE		NE	NE	NE	NE		NE		NE	NE	NE
Investigations	Heart rate irregular	< 64 letters	281	44,5	1	0,4	284	45,4	0	0,0		*	Quasi-complete separation of data points detected.				*	WARNING: Negative of Hessian not positive definite.			NE		Algorithm converged.	NE	NE	0,3147	NE	NE		Algorithm converged.	NE	NE
Investigations	Heart rate irregular	>= 64 letters	349	55,2	0	0,0	341	54,6	0	0,0	NE			NE	NE	NE		NE	NE	NE	NE		NE	NE	NE	NE		NE		NE	NE	NE
Investigations	Heart rate irregular	Missing	2	0,3	0	0,0	0	0,0	0	0,0	NE			NE	NE	NE		NE	NE	NE	NE		NE	NE	NE	NE		NE		NE	NE	NE
Investigations	Intraocular pressure fluctuation	< 64 letters	281	44,5	0	0,0	284	45,4	0	0,0	NE			NE	NE	NE		NE	NE	NE	NE		NE	NE	NE	NE	NE	NE		NE	NE	NE
Investigations	Intraocular pressure fluctuation	>= 64 letters	349	55,2	1	0,3	341	54,6	0	0,0		*	Quasi-complete separation of data points detected.				*	WARNING: The relative Hessian convergence criterion of 49.754598305 is greater than the limit of 0.0001. The convergence is questionable.			NE		Algorithm converged.	NE	NE	0,3229		NE		Algorithm converged.	NE	NE
Investigations	Intraocular pressure fluctuation	Missing	2	0,3	0	0,0	0	0,0	0	0,0	NE			NE	NE	NE		NE	NE	NE	NE		NE	NE	NE	NE		NE		NE	NE	NE
Investigations	Intraocular pressure increased	< 64 letters	281	44,5	16	5,7	284	45,4	15	5,3	1,08		Convergence criterion (GCONV=1E-8) satisfied.	0,52	2,23	0,004		Algorithm converged.	-0,033	0,042	1,08		Algorithm converged.	0,54	2,14	0,8298	0,7266	0,93		Algorithm converged.	0,47	1,84
Investigations	Intraocular pressure increased	>= 64 letters	349	55,2	10	2,9	341	54,6	11	3,2	0,88		Convergence criterion (GCONV=1E-8) satisfied.	0,37	2,11	-0,004		Algorithm converged.	-0,029	0,022	0,89		Algorithm converged.	0,38	2,06	0,7830		1,13		Algorithm converged.	0,48	2,62
Investigations	Intraocular pressure increased	Missing	2	0,3	1	50,0	0	0,0	0	0,0	NE			NE	NE	NE		NE	NE	NE	NE		NE	NE	NE	NE		NE		NE	NE	NE
Investigations	Laboratory test abnormal	< 64 letters	281	44,5	0	0,0	284	45,4	1	0,4		*	Quasi-complete separation of data points detected.				*	ERROR: The mean parameter is either invalid or at a limit of its range for some observations.			0,00		Algorithm converged.	0,00	NE	0,3199	NE	>999.99		Algorithm converged.	0,00	NE
Investigations	Laboratory test abnormal	>= 64 letters	349	55,2	0	0,0	341	54,6	0	0,0	NE			NE	NE	NE		NE	NE	NE	NE		NE	NE	NE	NE		NE		NE	NE	NE
Investigations	Laboratory test abnormal	Missing	2	0,3	0	0,0	0	0,0	0	0,0	NE			NE	NE	NE		NE	NE	NE	NE		NE	NE	NE	NE		NE		NE	NE	NE
Investigations	Lipids increased	< 64 letters	281	44,5	0	0,0	284	45,4	0	0,0	NE			NE	NE	NE		NE	NE	NE	NE		NE	NE	NE	NE	NE	NE		NE	NE	NE
Investigations	Lipids increased	>= 64 letters	349	55,2	1	0,3	341	54,6	0	0,0		*	Quasi-complete separation of data points detected.				*	WARNING: Negative of Hessian not positive definite.			NE		Algorithm converged.	NE	NE	0,3229		NE		Algorithm converged.	NE	NE
Investigations	Lipids increased	Missing	2	0,3	0	0,0	0	0,0	0	0,0	NE			NE	NE	NE		NE	NE	NE	NE		NE	NE	NE	NE		NE		NE	NE	NE
Investigations	Optic nerve cup/disc ratio increased	< 64 letters	281	44,5	0	0,0	284	45,4	1	0,4		*	Quasi-complete separation of data points detected.				*	ERROR: The mean parameter is either invalid or at a limit of its range for some observations.			0,00		Algorithm converged.	0,00	NE	0,3199	NE	>999.99		Algorithm converged.	0,00	NE
Investigations	Optic nerve cup/disc ratio increased	>= 64 letters	349	55,2	0	0,0	341	54,6	0	0,0	NE			NE	NE	NE		NE	NE	NE	NE		NE	NE	NE	NE		NE		NE	NE	NE
Investigations	Optic nerve cup/disc ratio increased	Missing	2	0,3	0	0,0	0	0,0	0	0,0	NE			NE	NE	NE		NE	NE	NE	NE		NE	NE	NE	NE		NE		NE	NE	NE
Investigations	Platelet count decreased	< 64 letters	281	44,5	2	0,7	284	45,4	0	0,0		*	Quasi-complete separation of data points detected.				*	WARNING: Negative of Hessian not positive definite.			NE		Algorithm converged.	NE	NE	0,1547	NE	NE		Algorithm converged.	NE	NE

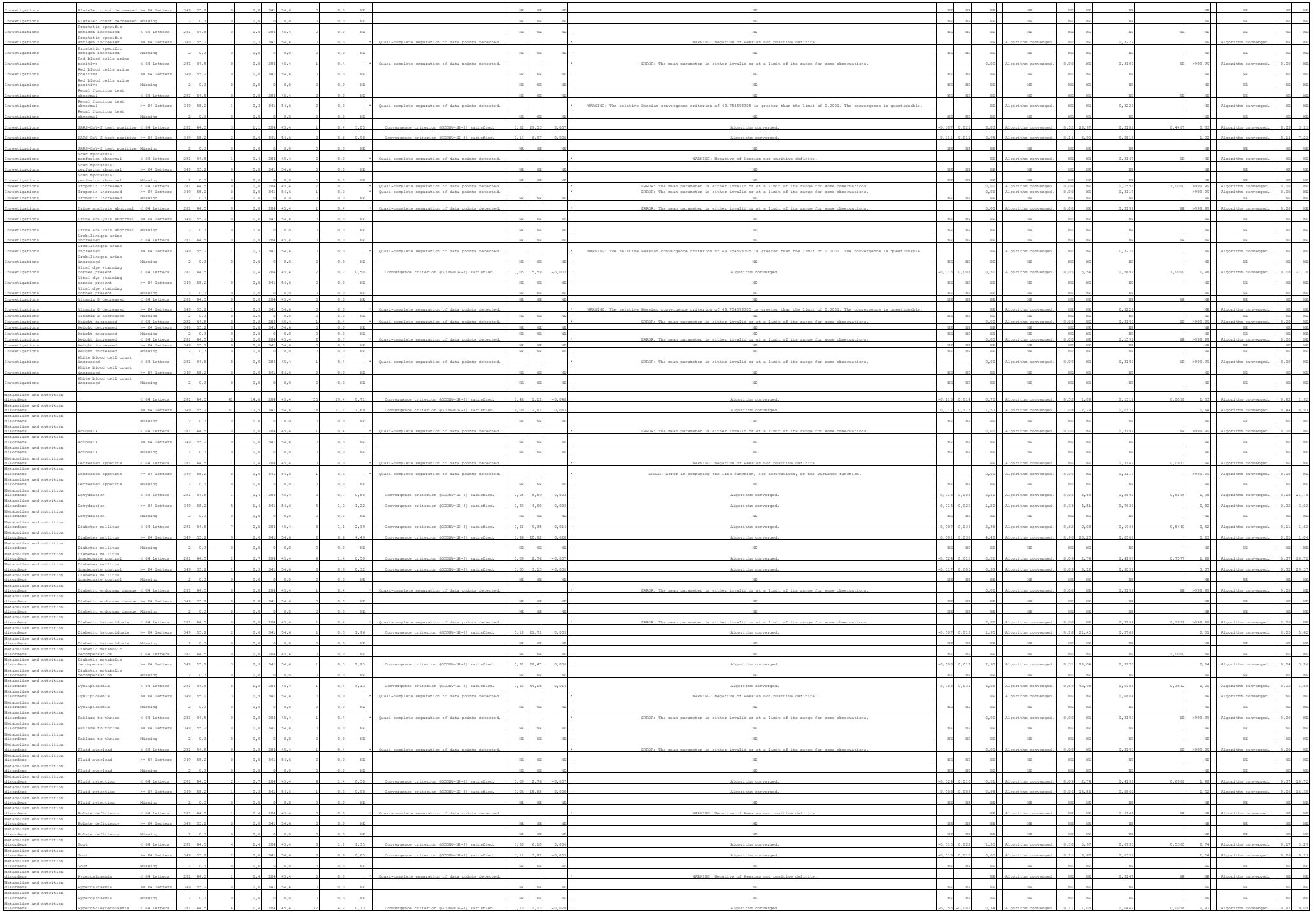

| | | |

Metabolism and nutrition disorders	Vitamin C deficiency	< 64 letters	281	44,5	0	0,0	284	45,4	0	0,0	NE			NE	NE	NE		NE	NE	NE	NE	NE	NE	NE	NE	NE	NE	NE	NE	NE
Metabolism and nutrition disorders	Vitamin C deficiency	>= 64 letters	349	55,2	1	0,3	341	54,6	0	0,0		*	Quasi-complete separation of data points detected.				*	WARNING: The relative Hessian convergence criterion of 53.071571525 is greater than the limit of 0.0001. The convergence is questionable.			NE	Algorithm converged.	NE	NE	0,3229		NE	Algorithm converged.	NE	NE
Metabolism and nutrition disorders	Vitamin C deficiency	Missing	2	0,3	0	0,0	0	0,0	0	0,0	NE			NE	NE	NE		NE	NE	NE	NE	NE	NE	NE	NE		NE	NE	NE	NE
Metabolism and nutrition disorders	Vitamin D deficiency	< 64 letters	281	44,5	2	0,7	284	45,4	4	1,4	0,50		Convergence criterion (GCONV=1E-8) satisfied.	0,09	2,76	-0,007		Algorithm converged.	-0,024	0,010	0,51	Algorithm converged.	0,09	2,74	0,4196	0,9779	1,98	Algorithm converged.	0,37	10,72
Metabolism and nutrition disorders	Vitamin D deficiency	>= 64 letters	349	55,2	2	0,6	341	54,6	4	1,2	0,49		Convergence criterion (GCONV=1E-8) satisfied.	0,09	2,67	-0,006		Algorithm converged.	-0,020	0,008	0,49	Algorithm converged.	0,09	2,65	0,3964		2,05	Algorithm converged.	0,38	11,10
Metabolism and nutrition disorders	Vitamin D deficiency	Missing	2	0,3	0	0,0	0	0,0	0	0,0	NE			NE	NE	NE		NE	NE	NE	NE	NE	NE	NE	NE		NE	NE	NE	NE
Musculoskeletal and connective tissue disorders		< 64 letters	281	44,5	29	10,3	284	45,4	41	14,4	0,68		Convergence criterion (GCONV=1E-8) satisfied.	0,41	1,13	-0,041		Algorithm converged.	-0,095	0,013	0,71	Algorithm converged.	0,46	1,12	0,1379	0,0198	1,40	Algorithm converged.	0,90	2,19
Musculoskeletal and connective tissue disorders		>= 64 letters	349	55,2	63	18,1	341	54,6	44	12,9	1,49		Convergence criterion (GCONV=1E-8) satisfied.	0,98	2,26	0,051		Algorithm converged.	-0,002	0,105	1,40	Algorithm converged.	0,98	2,00	0,0620		0,71	Algorithm converged.	0,50	1,02
Musculoskeletal and connective tissue disorders		Missing	2	0,3	1	50,0	0	0,0	0	0,0	NE			NE	NE	NE		NE	NE	NE	NE	NE	NE	NE	NE		NE	NE	NE	NE
Musculoskeletal and connective tissue disorders	Arthralgia	< 64 letters	281	44,5	6	2,1	284	45,4	11	3,9	0,54		Convergence criterion (GCONV=1E-8) satisfied.	0,20	1,48	-0,017		Algorithm converged.	-0,045	0,011	0,55	Algorithm converged.	0,21	1,47	0,2270	0,1316	1,81	Algorithm converged.	0,68	4,84
Musculoskeletal and connective tissue disorders	Arthralgia	>= 64 letters	349	55,2	11	3,2	341	54,6	7	2,1	1,55		Convergence criterion (GCONV=1E-8) satisfied.	0,59	4,05	0,011		Algorithm converged.	-0,013	0,035	1,54	Algorithm converged.	0,60	3,91	0,3655		0,65	Algorithm converged.	0,26	1,66
Musculoskeletal and connective tissue disorders	Arthralgia	Missing	2	0,3	0	0,0	0	0,0	0	0,0	NE			NE	NE	NE		NE	NE	NE	NE	NE	NE	NE	NE		NE	NE	NE	NE
Musculoskeletal and connective tissue disorders	Arthritis	< 64 letters	281	44,5	0	0,0	284	45,4	2	0,7		*	Quasi-complete separation of data points detected.				*	ERROR: The mean parameter is either invalid or at a limit of its range for some observations.			0,00	Algorithm converged.	0,00	NE	0,1591	0,0040	>999.99	Algorithm converged.	0,00	NE
Musculoskeletal and connective tissue disorders	Arthritis	>= 64 letters	349	55,2	5	1,4	341	54,6	0	0,0		*	Quasi-complete separation of data points detected.				*	ERROR: The mean parameter is either invalid or at a limit of its range for some observations.			NE	Algorithm converged.	NE	NE	0,0266		NE	Algorithm converged.	NE	NE
Musculoskeletal and connective tissue disorders	Arthritis	Missing	2	0,3	0	0,0	0	0,0	0	0,0	NE			NE	NE	NE		NE	NE	NE	NE	NE	NE	NE	NE		NE	NE	NE	NE
Musculoskeletal and connective tissue disorders	Arthropathy	< 64 letters	281	44,5	0	0,0	284	45,4	1	0,4		*	Quasi-complete separation of data points detected.				*	ERROR: The mean parameter is either invalid or at a limit of its range for some observations.			0,00	Algorithm converged.	0,00	NE	0,3199	NE	>999.99	Algorithm converged.	0,00	NE
Musculoskeletal and connective tissue disorders	Arthropathy	>= 64 letters	349	55,2	0	0,0	341	54,6	0	0,0	NE			NE	NE	NE		NE	NE	NE	NE	NE	NE	NE	NE		NE	NE	NE	NE
Musculoskeletal and connective tissue disorders	Arthropathy	Missing	2	0,3	0	0,0	0	0,0	0	0,0	NE			NE	NE	NE		NE	NE	NE	NE	NE	NE	NE	NE		NE	NE	NE	NE
Musculoskeletal and connective tissue disorders	Back pain	< 64 letters	281	44,5	4	1,4	284	45,4	8	2,8	0,50		Convergence criterion (GCONV=1E-8) satisfied.	0,15	1,67	-0,014		Algorithm converged.	-0,038	0,010	0,51	Algorithm converged.	0,15	1,66	0,2511	0,1187	1,98	Algorithm converged.	0,60	6,50
Musculoskeletal and connective tissue disorders	Back pain	>= 64 letters	349	55,2	9	2,6	341	54,6	5	1,5	1,78		Convergence criterion (GCONV=1E-8) satisfied.	0,59	5,36	0,011		Algorithm converged.	-0,010	0,032	1,76	Algorithm converged.	0,60	5,19	0,3004		0,57	Algorithm converged.	0,19	1,68
Musculoskeletal and connective tissue disorders	Back pain	Missing	2	0,3	1	50,0	0	0,0	0	0,0	NE			NE	NE	NE		NE	NE	NE	NE	NE	NE	NE	NE		NE	NE	NE	NE
Musculoskeletal and connective tissue disorders	Bone metabolism disorder	< 64 letters	281	44,5	0	0,0	284	45,4	0	0,0	NE			NE	NE	NE		NE	NE	NE	NE	NE	NE	NE	NE	NE	NE	NE	NE	NE
Musculoskeletal and connective tissue disorders	Bone metabolism disorder	>= 64 letters	349	55,2	0	0,0	341	54,6	1	0,3		*	Quasi-complete separation of data points detected.				*	ERROR: The mean parameter is either invalid or at a limit of its range for some observations.			0,00	Algorithm converged.	0,00	NE	0,3117		>999.99	Algorithm converged.	0,00	NE
Musculoskeletal and connective tissue disorders	Bone metabolism disorder	Missing	2	0,3	0	0,0	0	0,0	0	0,0	NE			NE	NE	NE		NE	NE	NE	NE	NE	NE	NE	NE		NE	NE	NE	NE
Musculoskeletal and connective tissue disorders	Bursitis	< 64 letters	281	44,5	0	0,0	284	45,4	0	0,0	NE			NE	NE	NE		NE	NE	NE	NE	NE	NE	NE	NE	NE	NE	NE	NE	NE
Musculoskeletal and connective tissue disorders	Bursitis	>= 64 letters	349	55,2	2	0,6	341	54,6	0	0,0		*	Quasi-complete separation of data points detected.				*	WARNING: Negative of Hessian not positive definite.			NE	Algorithm converged.	NE	NE	0,1618		NE	Algorithm converged.	NE	NE
Musculoskeletal and connective tissue disorders	Bursitis	Missing	2	0,3	0	0,0	0	0,0	0	0,0	NE			NE	NE	NE		NE	NE	NE	NE	NE	NE	NE	NE		NE	NE	NE	NE
Musculoskeletal and connective tissue disorders	Chronic kidney disease-mineral and bone disorder	< 64 letters	281	44,5	0	0,0	284	45,4	1	0,4		*	Quasi-complete separation of data points detected.				*	ERROR: The mean parameter is either invalid or at a limit of its range for some observations.			0,00	Algorithm converged.	0,00	NE	0,3199	NE	>999.99	Algorithm converged.	0,00	NE
Musculoskeletal and connective tissue disorders	Chronic kidney disease-mineral and bone disorder	>= 64 letters	349	55,2	0	0,0	341	54,6	0	0,0	NE			NE	NE	NE		NE	NE	NE	NE	NE	NE	NE	NE		NE	NE	NE	NE
Musculoskeletal and connective tissue disorders	Chronic kidney disease-mineral and bone disorder	Missing	2	0,3	0	0,0	0	0,0	0	0,0	NE			NE	NE	NE		NE	NE	NE	NE	NE	NE	NE	NE		NE	NE	NE	NE
Musculoskeletal and connective tissue disorders	Dupuytren's contracture	< 64 letters	281	44,5	0	0,0	284	45,4	1	0,4		*	Quasi-complete separation of data points detected.				*	ERROR: The mean parameter is either invalid or at a limit of its range for some observations.			0,00	Algorithm converged.	0,00	NE	0,3199	0,0977	>999.99	Algorithm converged.	0,00	NE
Musculoskeletal and connective tissue disorders	Dupuytren's contracture	>= 64 letters	349	55,2	1	0,3	341	54,6	0	0,0		*	Quasi-complete separation of data points detected.				*	WARNING: The relative Hessian convergence criterion of 49.754598305 is greater than the limit of 0.0001. The convergence is questionable.			NE	Algorithm converged.	NE	NE	0,3229		NE	Algorithm converged.	NE	NE
Musculoskeletal and connective tissue disorders	Dupuytren's contracture	Missing	2	0,3	0	0,0	0	0,0	0	0,0	NE			NE	NE	NE		NE	NE	NE	NE	NE	NE	NE	NE		NE	NE	NE	NE
Musculoskeletal and connective tissue disorders	Exostosis	< 64 letters	281	44,5	0	0,0	284	45,4	0	0,0	NE			NE	NE	NE		NE	NE	NE	NE	NE	NE	NE	NE	1,0000	NE	NE	NE	NE
Musculoskeletal and connective tissue disorders	Exostosis	>= 64 letters	349	55,2	1	0,3	341	54,6	1	0,3	0,98		Convergence criterion (GCONV=1E-8) satisfied.	0,06	15,68	0,000		Algorithm converged.	-0,008	0,008	0,98	Algorithm converged.	0,06	15,56	0,9869		1,02	Algorithm converged.	0,06	16,30
Musculoskeletal and connective tissue disorders	Exostosis	Missing	2	0,3	0	0,0	0	0,0	0	0,0	NE			NE	NE	NE		NE	NE	NE	NE	NE	NE	NE	NE		NE	NE	NE	NE
Musculoskeletal and connective tissue disorders	Facet joint syndrome	< 64 letters	281	44,5	0	0,0	284	45,4	1	0,4		*	Quasi-complete separation of data points detected.				*	ERROR: The mean parameter is either invalid or at a limit of its range for some observations.			0,00	Algorithm converged.	0,00	NE	0,3199	NE	>999.99	Algorithm converged.	0,00	NE
Musculoskeletal and connective tissue disorders	Facet joint syndrome	>= 64 letters	349	55,2	0	0,0	341	54,6	0	0,0	NE			NE	NE	NE		NE	NE	NE	NE	NE	NE	NE	NE		NE	NE	NE	NE
Musculoskeletal and connective tissue disorders	Facet joint syndrome	Missing	2	0,3	0	0,0	0	0,0	0	0,0	NE			NE	NE	NE		NE	NE	NE	NE	NE	NE	NE	NE		NE	NE	NE	NE
Musculoskeletal and connective tissue disorders	Fibromyalgia	< 64 letters	281	44,5	0	0,0	284	45,4	0	0,0	NE			NE	NE	NE		NE	NE	NE	NE	NE	NE	NE	NE	NE	NE	NE	NE	NE
Musculoskeletal and connective tissue disorders	Fibromyalgia	>= 64 letters	349	55,2	1	0,3	341	54,6	0	0,0		*	Quasi-complete separation of data points detected.				*	WARNING: The relative Hessian convergence criterion of 49.754598305 is greater than the limit of 0.0001. The convergence is questionable.			NE	Algorithm converged.	NE	NE	0,3229		NE	Algorithm converged.	NE	NE
Musculoskeletal and connective tissue disorders	Fibromyalgia	Missing	2	0,3	0	0,0	0	0,0	0	0,0	NE			NE	NE	NE		NE	NE	NE	NE	NE	NE	NE	NE		NE	NE	NE	NE
Musculoskeletal and connective tissue disorders	Foot deformity	< 64 letters	281	44,5	0	0,0	284	45,4	3	1,1		*	Quasi-complete separation of data points detected.				*	ERROR: The mean parameter is either invalid or at a limit of its range for some observations.			0,00	Algorithm converged.	0,00	NE	0,0844	0,0348	>999.99	Algorithm converged.	0,00	NE
Musculoskeletal and connective tissue disorders	Foot deformity	>= 64 letters	349	55,2	1	0,3	341	54,6	0	0,0		*	Quasi-complete separation of data points detected.				*	WARNING: The relative Hessian convergence criterion of 49.754598305 is greater than the limit of 0.0001. The convergence is questionable.			NE	Algorithm converged.	NE	NE	0,3229		NE	Algorithm converged.	NE	NE
Musculoskeletal and connective tissue disorders	Foot deformity	Missing	2	0,3	0	0,0	0	0,0	0	0,0	NE			NE	NE	NE		NE	NE	NE	NE	NE	NE	NE	NE		NE	NE	NE	NE
Musculoskeletal and connective tissue disorders	Intervertebral disc degeneration	< 64 letters	281	44,5	1	0,4	284	45,4	2	0,7	0,50		Convergence criterion (GCONV=1E-8) satisfied.	0,05	5,59	-0,003		Algorithm converged.	-0,015	0,008	0,51	Algorithm converged.	0,05	5,54	0,5692	1,0000	1,98	Algorithm converged.	0,18	21,70
Musculoskeletal and connective tissue disorders	Intervertebral disc degeneration	>= 64 letters	349	55,2	0	0,0	341	54,6	0	0,0	NE			NE	NE	NE		NE	NE	NE	NE	NE	NE	NE	NE		NE	NE	NE	NE
Musculoskeletal and connective tissue disorders	Intervertebral disc degeneration	Missing	2	0,3	0	0,0	0	0,0	0	0,0	NE			NE	NE	NE		NE	NE	NE	NE	NE	NE	NE	NE		NE	NE	NE	NE
Musculoskeletal and connective tissue disorders	Intervertebral disc protrusion	< 64 letters	281	44,5	1	0,4	284	45,4	2	0,7	0,50		Convergence criterion (GCONV=1E-8) satisfied.	0,05	5,59	-0,003		Algorithm converged.	-0,015	0,008	0,51	Algorithm converged.	0,05	5,54	0,5692	0,9844	1,98	Algorithm converged.	0,18	21,70
Musculoskeletal and connective tissue disorders	Intervertebral disc protrusion	>= 64 letters	349	55,2	1	0,3	341	54,6	2	0,6	0,49		Convergence criterion (GCONV=1E-8) satisfied.	0,04	5,40	-0,003		Algorithm converged.	-0,013	0,007	0,49	Algorithm converged.	0,04	5,36	0,5496		2,05	Algorithm converged.	0,19	22,47
Musculoskeletal and connective tissue disorders	Intervertebral disc protrusion	Missing	2	0,3	0	0,0	0	0,0	0	0,0	NE			NE	NE	NE		NE	NE	NE	NE	NE	NE	NE	NE		NE	NE	NE	NE
Musculoskeletal and connective tissue disorders	Joint contracture	< 64 letters	281	44,5	0	0,0	284	45,4	1	0,4		*	Quasi-complete separation of data points detected.				*	ERROR: The mean parameter is either invalid or at a limit of its range for some observations.			0,00	Algorithm converged.	0,00	NE	0,3199	NE	>999.99	Algorithm converged.	0,00	NE
Musculoskeletal and connective tissue disorders	Joint contracture	>= 64 letters	349	55,2	0	0,0	341	54,6	0	0,0	NE			NE	NE	NE		NE	NE	NE	NE	NE	NE	NE	NE		NE	NE	NE	NE
Musculoskeletal and connective tissue disorders	Joint contracture	Missing	2	0,3	0	0,0	0	0,0	0	0,0	NE			NE	NE	NE		NE	NE	NE	NE	NE	NE	NE	NE		NE	NE	NE	NE
Musculoskeletal and connective tissue disorders	Joint effusion	< 64 letters	281	44,5	0	0,0	284	45,4	1	0,4		*	Quasi-complete separation of data points detected.				*	ERROR: The mean parameter is either invalid or at a limit of its range for some observations.			0,00	Algorithm converged.	0,00	NE	0,3199	NE	>999.99	Algorithm converged.	0,00	NE
Musculoskeletal and connective tissue disorders	Joint effusion	>= 64 letters	349	55,2	0	0,0	341	54,6	0	0,0	NE			NE	NE	NE		NE	NE	NE	NE	NE	NE	NE	NE		NE	NE	NE	NE
Musculoskeletal and connective tissue disorders	Joint effusion	Missing	2	0,3	0	0,0	0	0,0	0	0,0	NE			NE	NE	NE		NE	NE	NE	NE	NE	NE	NE	NE		NE	NE	NE	NE
Musculoskeletal and connective tissue disorders	Joint hyperextension	< 64 letters	281	44,5	0	0,0	284	45,4	0	0,0	NE			NE	NE	NE		NE	NE	NE	NE	NE	NE	NE	NE	NE	NE	NE	NE	NE
Musculoskeletal and connective tissue disorders	Joint hyperextension	>= 64 letters	349	55,2	1	0,3	341	54,6	0	0,0		*	Quasi-complete separation of data points detected.				*	WARNING: The relative Hessian convergence criterion of 49.754598305 is greater than the limit of 0.0001. The convergence is questionable.			NE	Algorithm converged.	NE	NE	0,3229		NE	Algorithm converged.	NE	NE

| | | |

| | | |

| | | |

Neoplasms benign, malignant and unspecified (incl cysts and polyps)	Neoplasm	Missing	2	0,3	0	0,0	0	0,0	0	0,0	NE			NE	NE	NE		NE	NE	NE	NE		NE	NE	NE	NE		NE		NE	NE	NE
Neoplasms benign, malignant and unspecified (incl cysts and polyps)	Neoplasm skin	< 64 letters	281	44,5	0	0,0	284	45,4	1	0,4		*	Quasi-complete separation of data points detected.				*	ERROR: The mean parameter is either invalid or at a limit of its range for some observations.			0,00		Algorithm converged.	0,00	NE	0,3199	NE	>999.99		Algorithm converged.	0,00	NE
Neoplasms benign, malignant and unspecified (incl cysts and polyps)	Neoplasm skin	>= 64 letters	349	55,2	0	0,0	341	54,6	0	0,0	NE			NE	NE	NE		NE	NE	NE	NE		NE	NE	NE	NE		NE		NE	NE	NE
Neoplasms benign, malignant and unspecified (incl cysts and polyps)	Neoplasm skin	Missing	2	0,3	0	0,0	0	0,0	0	0,0	NE			NE	NE	NE		NE	NE	NE	NE		NE	NE	NE	NE		NE		NE	NE	NE
Neoplasms benign, malignant and unspecified (incl cysts and polyps)	Non-Hodgkin's lymphoma	< 64 letters	281	44,5	1	0,4	284	45,4	0	0,0		*	Quasi-complete separation of data points detected.				*	WARNING: Negative of Hessian not positive definite.			NE		Algorithm converged.	NE	NE	0,3147	NE	NE		Algorithm converged.	NE	NE
Neoplasms benign, malignant and unspecified (incl cysts and polyps)	Non-Hodgkin's lymphoma	>= 64 letters	349	55,2	0	0,0	341	54,6	0	0,0	NE			NE	NE	NE		NE	NE	NE	NE		NE	NE	NE	NE		NE		NE	NE	NE
Neoplasms benign, malignant and unspecified (incl cysts and polyps)	Non-Hodgkin's lymphoma	Missing	2	0,3	0	0,0	0	0,0	0	0,0	NE			NE	NE	NE		NE	NE	NE	NE		NE	NE	NE	NE		NE		NE	NE	NE
Neoplasms benign, malignant and unspecified (incl cysts and polyps)	Pancreatic carcinoma	< 64 letters	281	44,5	1	0,4	284	45,4	1	0,4	1,01		Convergence criterion (GCONV=1E-8) satisfied.	0,06	16,24	0,000		Algorithm converged.	-0,010	0,010	1,01		Algorithm converged.	0,06	16,08	0,9940	1,0000	0,99		Algorithm converged.	0,06	15,74
Neoplasms benign, malignant and unspecified (incl cysts and polyps)	Pancreatic carcinoma	>= 64 letters	349	55,2	0	0,0	341	54,6	0	0,0	NE			NE	NE	NE		NE	NE	NE	NE		NE	NE	NE	NE		NE		NE	NE	NE
Neoplasms benign, malignant and unspecified (incl cysts and polyps)	Pancreatic carcinoma	Missing	2	0,3	0	0,0	0	0,0	0	0,0	NE			NE	NE	NE		NE	NE	NE	NE		NE	NE	NE	NE		NE		NE	NE	NE
Neoplasms benign, malignant and unspecified (incl cysts and polyps)	Pancreatic carcinoma metastatic	< 64 letters	281	44,5	1	0,4	284	45,4	1	0,4	1,01		Convergence criterion (GCONV=1E-8) satisfied.	0,06	16,24	0,000		Algorithm converged.	-0,010	0,010	1,01		Algorithm converged.	0,06	16,08	0,9940	1,0000	0,99		Algorithm converged.	0,06	15,74
Neoplasms benign, malignant and unspecified (incl cysts and polyps)	Pancreatic carcinoma metastatic	>= 64 letters	349	55,2	0	0,0	341	54,6	0	0,0	NE			NE	NE	NE		NE	NE	NE	NE		NE	NE	NE	NE		NE		NE	NE	NE
Neoplasms benign, malignant and unspecified (incl cysts and polyps)	Pancreatic carcinoma metastatic	Missing	2	0,3	0	0,0	0	0,0	0	0,0	NE			NE	NE	NE		NE	NE	NE	NE		NE	NE	NE	NE		NE		NE	NE	NE
Neoplasms benign, malignant and unspecified (incl cysts and polyps)	Pancreatic neoplasm	< 64 letters	281	44,5	0	0,0	284	45,4	0	0,0	NE			NE	NE	NE		NE	NE	NE	NE		NE	NE	NE	NE	NE	NE		NE	NE	NE
Neoplasms benign, malignant and unspecified (incl cysts and polyps)	Pancreatic neoplasm	>= 64 letters	349	55,2	0	0,0	341	54,6	1	0,3		*	Quasi-complete separation of data points detected.				*	ERROR: Error in computing the link function, its derivatives, or the variance function.			0,00		Algorithm converged.	0,00	NE	0,3117		>999.99		Algorithm converged.	0,00	NE
Neoplasms benign, malignant and unspecified (incl cysts and polyps)	Pancreatic neoplasm	Missing	2	0,3	0	0,0	0	0,0	0	0,0	NE			NE	NE	NE		NE	NE	NE	NE		NE	NE	NE	NE		NE		NE	NE	NE
Neoplasms benign, malignant and unspecified (incl cysts and polyps)	Papilloma	< 64 letters	281	44,5	0	0,0	284	45,4	0	0,0	NE			NE	NE	NE		NE	NE	NE	NE		NE	NE	NE	NE	NE	NE		NE	NE	NE
Neoplasms benign, malignant and unspecified (incl cysts and polyps)	Papilloma	>= 64 letters	349	55,2	0	0,0	341	54,6	2	0,6		*	Quasi-complete separation of data points detected.				*	ERROR: Error in computing the link function, its derivatives, or the variance function.			0,00		Algorithm converged.	0,00	NE	0,1522		>999.99		Algorithm converged.	0,00	NE
Neoplasms benign, malignant and unspecified (incl cysts and polyps)	Papilloma	Missing	2	0,3	0	0,0	0	0,0	0	0,0	NE			NE	NE	NE		NE	NE	NE	NE		NE	NE	NE	NE		NE		NE	NE	NE
Neoplasms benign, malignant and unspecified (incl cysts and polyps)	Plasma cell myeloma	< 64 letters	281	44,5	1	0,4	284	45,4	0	0,0		*	Quasi-complete separation of data points detected.				*	WARNING: Negative of Hessian not positive definite.			NE		Algorithm converged.	NE	NE	0,3147	NE	NE		Algorithm converged.	NE	NE
Neoplasms benign, malignant and unspecified (incl cysts and polyps)	Plasma cell myeloma	>= 64 letters	349	55,2	0	0,0	341	54,6	0	0,0	NE			NE	NE	NE		NE	NE	NE	NE		NE	NE	NE	NE		NE		NE	NE	NE
Neoplasms benign, malignant and unspecified (incl cysts and polyps)	Plasma cell myeloma	Missing	2	0,3	0	0,0	0	0,0	0	0,0	NE			NE	NE	NE		NE	NE	NE	NE		NE	NE	NE	NE		NE		NE	NE	NE
Neoplasms benign, malignant and unspecified (incl cysts and polyps)	Prostate cancer	< 64 letters	281	44,5	0	0,0	284	45,4	0	0,0	NE			NE	NE	NE		NE	NE	NE	NE		NE	NE	NE	NE	NE	NE		NE	NE	NE
Neoplasms benign, malignant and unspecified (incl cysts and polyps)	Prostate cancer	>= 64 letters	349	55,2	0	0,0	341	54,6	1	0,3		*	Quasi-complete separation of data points detected.				*	ERROR: Error in computing the link function, its derivatives, or the variance function.			0,00		Algorithm converged.	0,00	NE	0,3117		>999.99		Algorithm converged.	0,00	NE
Neoplasms benign, malignant and unspecified (incl cysts and polyps)	Prostate cancer	Missing	2	0,3	0	0,0	0	0,0	0	0,0	NE			NE	NE	NE		NE	NE	NE	NE		NE	NE	NE	NE		NE		NE	NE	NE
Neoplasms benign, malignant and unspecified (incl cysts and polyps)	Pyogenic granuloma	< 64 letters	281	44,5	0	0,0	284	45,4	0	0,0	NE			NE	NE	NE		NE	NE	NE	NE		NE	NE	NE	NE	NE	NE		NE	NE	NE
Neoplasms benign, malignant and unspecified (incl cysts and polyps)	Pyogenic granuloma	>= 64 letters	349	55,2	0	0,0	341	54,6	1	0,3		*	Quasi-complete separation of data points detected.				*	ERROR: The mean parameter is either invalid or at a limit of its range for some observations.			0,00		Algorithm converged.	0,00	NE	0,3117		>999.99		Algorithm converged.	0,00	NE
Neoplasms benign, malignant and unspecified (incl cysts and polyps)	Pyogenic granuloma	Missing	2	0,3	0	0,0	0	0,0	0	0,0	NE			NE	NE	NE		NE	NE	NE	NE		NE	NE	NE	NE		NE		NE	NE	NE
Neoplasms benign, malignant and unspecified (incl cysts and polyps)	Renal cancer	< 64 letters	281	44,5	0	0,0	284	45,4	1	0,4		*	Quasi-complete separation of data points detected.				*	ERROR: The mean parameter is either invalid or at a limit of its range for some observations.			0,00		Algorithm converged.	0,00	NE	0,3199	NE	>999.99		Algorithm converged.	0,00	NE
Neoplasms benign, malignant and unspecified (incl cysts and polyps)	Renal cancer	>= 64 letters	349	55,2	0	0,0	341	54,6	0	0,0	NE			NE	NE	NE		NE	NE	NE	NE		NE	NE	NE	NE		NE		NE	NE	NE
Neoplasms benign, malignant and unspecified (incl cysts and polyps)	Renal cancer	Missing	2	0,3	0	0,0	0	0,0	0	0,0	NE			NE	NE	NE		NE	NE	NE	NE		NE	NE	NE	NE		NE		NE	NE	NE
Neoplasms benign, malignant and unspecified (incl cysts and polyps)	Renal cell carcinoma	< 64 letters	281	44,5	0	0,0	284	45,4	0	0,0	NE			NE	NE	NE		NE	NE	NE	NE		NE	NE	NE	NE	NE	NE		NE	NE	NE
Neoplasms benign, malignant and unspecified (incl cysts and polyps)	Renal cell carcinoma	>= 64 letters	349	55,2	1	0,3	341	54,6	0	0,0		*	Quasi-complete separation of data points detected.				*	WARNING: The relative Hessian convergence criterion of 49.754598305 is greater than the limit of 0.0001. The convergence is questionable.			NE		Algorithm converged.	NE	NE	0,3229		NE		Algorithm converged.	NE	NE
Neoplasms benign, malignant and unspecified (incl cysts and polyps)	Renal cell carcinoma	Missing	2	0,3	0	0,0	0	0,0	0	0,0	NE			NE	NE	NE		NE	NE	NE	NE		NE	NE	NE	NE		NE		NE	NE	NE
Neoplasms benign, malignant and unspecified (incl cysts and polyps)	Renal neoplasm	< 64 letters	281	44,5	2	0,7	284	45,4	0	0,0		*	Quasi-complete separation of data points detected.				*	WARNING: Negative of Hessian not positive definite.			NE		Algorithm converged.	NE	NE	0,1547	NE	NE		Algorithm converged.	NE	NE
Neoplasms benign, malignant and unspecified (incl cysts and polyps)	Renal neoplasm	>= 64 letters	349	55,2	0	0,0	341	54,6	0	0,0	NE			NE	NE	NE		NE	NE	NE	NE		NE	NE	NE	NE		NE		NE	NE	NE
Neoplasms benign, malignant and unspecified (incl cysts and polyps)	Renal neoplasm	Missing	2	0,3	0	0,0	0	0,0	0	0,0	NE			NE	NE	NE		NE	NE	NE	NE		NE	NE	NE	NE		NE		NE	NE	NE
Neoplasms benign, malignant and unspecified (incl cysts and polyps)	Renal oncocytoma	< 64 letters	281	44,5	0	0,0	284	45,4	1	0,4		*	Quasi-complete separation of data points detected.				*	ERROR: The mean parameter is either invalid or at a limit of its range for some observations.			0,00		Algorithm converged.	0,00	NE	0,3199	NE	>999.99		Algorithm converged.	0,00	NE
Neoplasms benign, malignant and unspecified (incl cysts and polyps)	Renal oncocytoma	>= 64 letters	349	55,2	0	0,0	341	54,6	0	0,0	NE			NE	NE	NE		NE	NE	NE	NE		NE	NE	NE	NE		NE		NE	NE	NE
Neoplasms benign, malignant and unspecified (incl cysts and polyps)	Renal oncocytoma	Missing	2	0,3	0	0,0	0	0,0	0	0,0	NE			NE	NE	NE		NE	NE	NE	NE		NE	NE	NE	NE		NE		NE	NE	NE
Neoplasms benign, malignant and unspecified (incl cysts and polyps)	Seborrhoeic keratosis	< 64 letters	281	44,5	1	0,4	284	45,4	0	0,0		*	Quasi-complete separation of data points detected.				*	WARNING: Negative of Hessian not positive definite.			NE		Algorithm converged.	NE	NE	0,3147	NE	NE		Algorithm converged.	NE	NE
Neoplasms benign, malignant and unspecified (incl cysts and polyps)	Seborrhoeic keratosis	>= 64 letters	349	55,2	0	0,0	341	54,6	0	0,0	NE			NE	NE	NE		NE	NE	NE	NE		NE	NE	NE	NE		NE		NE	NE	NE
Neoplasms benign, malignant and unspecified (incl cysts and polyps)	Seborrhoeic keratosis	Missing	2	0,3	0	0,0	0	0,0	0	0,0	NE			NE	NE	NE		NE	NE	NE	NE		NE	NE	NE	NE		NE		NE	NE	NE
Neoplasms benign, malignant and unspecified (incl cysts and polyps)	Skin cancer	< 64 letters	281	44,5	0	0,0	284	45,4	1	0,4		*	Quasi-complete separation of data points detected.				*	ERROR: The mean parameter is either invalid or at a limit of its range for some observations.			0,00		Algorithm converged.	0,00	NE	0,3199	NE	>999.99		Algorithm converged.	0,00	NE
Neoplasms benign, malignant and unspecified (incl cysts and polyps)	Skin cancer	>= 64 letters	349	55,2	0	0,0	341	54,6	0	0,0	NE			NE	NE	NE		NE	NE	NE	NE		NE	NE	NE	NE		NE		NE	NE	NE
Neoplasms benign, malignant and unspecified (incl cysts and polyps)	Skin cancer	Missing	2	0,3	0	0,0	0	0,0	0	0,0	NE			NE	NE	NE		NE	NE	NE	NE		NE	NE	NE	NE		NE		NE	NE	NE
Neoplasms benign, malignant and unspecified (incl cysts and polyps)	Squamous cell carcinoma	< 64 letters	281	44,5	1	0,4	284	45,4	0	0,0		*	Quasi-complete separation of data points detected.				*	WARNING: Negative of Hessian not positive definite.			NE		Algorithm converged.	NE	NE	0,3147	NE	NE		Algorithm converged.	NE	NE
Neoplasms benign, malignant and unspecified (incl cysts and polyps)	Squamous cell carcinoma	>= 64 letters	349	55,2	0	0,0	341	54,6	0	0,0	NE			NE	NE	NE		NE	NE	NE	NE		NE	NE	NE	NE		NE		NE	NE	NE
Neoplasms benign, malignant and unspecified (incl cysts and polyps)	Squamous cell carcinoma	Missing	2	0,3	0	0,0	0	0,0	0	0,0	NE			NE	NE	NE		NE	NE	NE	NE		NE	NE	NE	NE		NE		NE	NE	NE
Neoplasms benign, malignant and unspecified (incl cysts and polyps)	Squamous cell carcinoma of skin	< 64 letters	281	44,5	1	0,4	284	45,4	0	0,0		*	Quasi-complete separation of data points detected.				*	WARNING: Negative of Hessian not positive definite.			NE		Algorithm converged.	NE	NE	0,3147	NE	NE		Algorithm converged.	NE	NE
Neoplasms benign, malignant and unspecified (incl cysts and polyps)	Squamous cell carcinoma of skin	>= 64 letters	349	55,2	0	0,0	341	54,6	0	0,0	NE			NE	NE	NE		NE	NE	NE	NE		NE	NE	NE	NE		NE		NE	NE	NE
Neoplasms benign, malignant and unspecified (incl cysts and polyps)	Squamous cell carcinoma of skin	Missing	2	0,3	0	0,0	0	0,0	0	0,0	NE			NE	NE	NE		NE	NE	NE	NE		NE	NE	NE	NE		NE		NE	NE	NE
Neoplasms benign, malignant and unspecified (incl cysts and polyps)	Tongue neoplasm benign	< 64 letters	281	44,5	0	0,0	284	45,4	0	0,0	NE			NE	NE	NE		NE	NE	NE	NE		NE	NE	NE	NE	NE	NE		NE	NE	NE
Neoplasms benign, malignant and unspecified (incl cysts and polyps)	Tongue neoplasm benign	>= 64 letters	349	55,2	0	0,0	341	54,6	1	0,3		*	Quasi-complete separation of data points detected.				*	ERROR: Error in computing the link function, its derivatives, or the variance function.			0,00		Algorithm converged.	0,00	NE	0,3117		>999.99		Algorithm converged.	0,00	NE
Neoplasms benign, malignant and unspecified (incl cysts and polyps)	Tongue neoplasm benign	Missing	2	0,3	0	0,0	0	0,0	0	0,0	NE			NE	NE	NE		NE	NE	NE	NE		NE	NE	NE	NE		NE		NE	NE	NE
Neoplasms benign, malignant and unspecified (incl cysts and polyps)	Transitional cell carcinoma	< 64 letters	281	44,5	1	0,4	284	45,4	0	0,0		*	Quasi-complete separation of data points detected.				*	WARNING: Negative of Hessian not positive definite.			NE		Algorithm converged.	NE	NE	0,3147	NE	NE		Algorithm converged.	NE	NE
Neoplasms benign, malignant and unspecified (incl cysts and polyps)	Transitional cell carcinoma	>= 64 letters	349	55,2	0	0,0	341	54,6	0	0,0	NE			NE	NE	NE		NE	NE	NE	NE		NE	NE	NE	NE		NE		NE	NE	NE

Neoplasms benign, malignant and unspecified (incl cysts and polyps)	Transitional cell carcinoma	Missing	2	0,3	0	0,0	0	0,0	0	0,0	NE			NE	NE	NE		NE	NE	NE	NE		NE	NE	NE	NE		NE		NE	NE	NE
Neoplasms benign, malignant and unspecified (incl cysts and polyps)	Tumour invasion	< 64 letters	281	44,5	1	0,4	284	45,4	0	0,0		*	Quasi-complete separation of data points detected.				*	WARNING: Negative of Hessian not positive definite.			NE		Algorithm converged.	NE	NE	0,3147	NE	NE		Algorithm converged.	NE	NE
Neoplasms benign, malignant and unspecified (incl cysts and polyps)	Tumour invasion	>= 64 letters	349	55,2	0	0,0	341	54,6	0	0,0	NE			NE	NE	NE		NE	NE	NE	NE		NE	NE	NE	NE		NE		NE	NE	NE
Neoplasms benign, malignant and unspecified (incl cysts and polyps)	Tumour invasion	Missing	2	0,3	0	0,0	0	0,0	0	0,0	NE			NE	NE	NE		NE	NE	NE	NE		NE	NE	NE	NE		NE		NE	NE	NE
Neoplasms benign, malignant and unspecified (incl cysts and polyps)	Tumour thrombosis	< 64 letters	281	44,5	1	0,4	284	45,4	0	0,0		*	Quasi-complete separation of data points detected.				*	WARNING: Negative of Hessian not positive definite.			NE		Algorithm converged.	NE	NE	0,3147	NE	NE		Algorithm converged.	NE	NE
Neoplasms benign, malignant and unspecified (incl cysts and polyps)	Tumour thrombosis	>= 64 letters	349	55,2	0	0,0	341	54,6	0	0,0	NE			NE	NE	NE		NE	NE	NE	NE		NE	NE	NE	NE		NE		NE	NE	NE
Neoplasms benign, malignant and unspecified (incl cysts and polyps)	Tumour thrombosis	Missing	2	0,3	0	0,0	0	0,0	0	0,0	NE			NE	NE	NE		NE	NE	NE	NE		NE	NE	NE	NE		NE		NE	NE	NE
Neoplasms benign, malignant and unspecified (incl cysts and polyps)	Uterine leiomyoma	< 64 letters	281	44,5	1	0,4	284	45,4	0	0,0		*	Quasi-complete separation of data points detected.				*	WARNING: Negative of Hessian not positive definite.			NE		Algorithm converged.	NE	NE	0,3147	0,3008	NE		Algorithm converged.	NE	NE
Neoplasms benign, malignant and unspecified (incl cysts and polyps)	Uterine leiomyoma	>= 64 letters	349	55,2	1	0,3	341	54,6	1	0,3	0,98		Convergence criterion (GCONV=1E-8) satisfied.	0,06	15,68	0,000		Algorithm converged.	-0,008	0,008	0,98		Algorithm converged.	0,06	15,56	0,9869		1,02		Algorithm converged.	0,06	16,30
Neoplasms benign, malignant and unspecified (incl cysts and polyps)	Uterine leiomyoma	Missing	2	0,3	0	0,0	0	0,0	0	0,0	NE			NE	NE	NE		NE	NE	NE	NE		NE	NE	NE	NE		NE		NE	NE	NE
Nervous system disorders		< 64 letters	281	44,5	48	17,1	284	45,4	49	17,3	0,99		Convergence criterion (GCONV=1E-8) satisfied.	0,64	1,53	-0,002		Algorithm converged.	-0,064	0,060	0,99		Algorithm converged.	0,69	1,42	0,9569	0,6971	1,01		Algorithm converged.	0,70	1,45
Nervous system disorders		>= 64 letters	349	55,2	56	16,0	341	54,6	50	14,7	1,11		Convergence criterion (GCONV=1E-8) satisfied.	0,73	1,68	0,014		Algorithm converged.	-0,040	0,068	1,09		Algorithm converged.	0,77	1,55	0,6147		0,91		Algorithm converged.	0,64	1,30
Nervous system disorders		Missing	2	0,3	0	0,0	0	0,0	0	0,0	NE			NE	NE	NE		NE	NE	NE	NE		NE	NE	NE	NE		NE		NE	NE	NE
Nervous system disorders	Acoustic neuritis	< 64 letters	281	44,5	0	0,0	284	45,4	0	0,0	NE			NE	NE	NE		NE	NE	NE	NE		NE	NE	NE	NE	NE	NE		NE	NE	NE
Nervous system disorders	Acoustic neuritis	>= 64 letters	349	55,2	1	0,3	341	54,6	0	0,0		*	Quasi-complete separation of data points detected.				*	WARNING: The relative Hessian convergence criterion of 53.071571525 is greater than the limit of 0.0001. The convergence is questionable.			NE		Algorithm converged.	NE	NE	0,3229		NE		Algorithm converged.	NE	NE
Nervous system disorders	Acoustic neuritis	Missing	2	0,3	0	0,0	0	0,0	0	0,0	NE			NE	NE	NE		NE	NE	NE	NE		NE	NE	NE	NE		NE		NE	NE	NE
Nervous system disorders	Altered state of consciousness	< 64 letters	281	44,5	1	0,4	284	45,4	0	0,0		*	Quasi-complete separation of data points detected.				*	WARNING: Negative of Hessian not positive definite.			NE		Algorithm converged.	NE	NE	0,3147	NE	NE		Algorithm converged.	NE	NE
Nervous system disorders	Altered state of consciousness	>= 64 letters	349	55,2	0	0,0	341	54,6	0	0,0	NE			NE	NE	NE		NE	NE	NE	NE		NE	NE	NE	NE		NE		NE	NE	NE
Nervous system disorders	Altered state of consciousness	Missing	2	0,3	0	0,0	0	0,0	0	0,0	NE			NE	NE	NE		NE	NE	NE	NE		NE	NE	NE	NE		NE		NE	NE	NE
Nervous system disorders	Amnesia	< 64 letters	281	44,5	0	0,0	284	45,4	0	0,0	NE			NE	NE	NE		NE	NE	NE	NE		NE	NE	NE	NE	1,0000	NE		NE	NE	NE
Nervous system disorders	Amnesia	>= 64 letters	349	55,2	1	0,3	341	54,6	1	0,3	0,98		Convergence criterion (GCONV=1E-8) satisfied.	0,06	15,68	0,000		Algorithm converged.	-0,008	0,008	0,98		Algorithm converged.	0,06	15,56	0,9869		1,02		Algorithm converged.	0,06	16,30
Nervous system disorders	Amnesia	Missing	2	0,3	0	0,0	0	0,0	0	0,0	NE			NE	NE	NE		NE	NE	NE	NE		NE	NE	NE	NE		NE		NE	NE	NE
Nervous system disorders	Amyotrophic lateral sclerosis	< 64 letters	281	44,5	1	0,4	284	45,4	0	0,0		*	Quasi-complete separation of data points detected.				*	WARNING: Negative of Hessian not positive definite.			NE		Algorithm converged.	NE	NE	0,3147	NE	NE		Algorithm converged.	NE	NE
Nervous system disorders	Amyotrophic lateral sclerosis	>= 64 letters	349	55,2	0	0,0	341	54,6	0	0,0	NE			NE	NE	NE		NE	NE	NE	NE		NE	NE	NE	NE		NE		NE	NE	NE
Nervous system disorders	Amyotrophic lateral sclerosis	Missing	2	0,3	0	0,0	0	0,0	0	0,0	NE			NE	NE	NE		NE	NE	NE	NE		NE	NE	NE	NE		NE		NE	NE	NE
Nervous system disorders	Anosmia	< 64 letters	281	44,5	0	0,0	284	45,4	0	0,0	NE			NE	NE	NE		NE	NE	NE	NE		NE	NE	NE	NE	NE	NE		NE	NE	NE
Nervous system disorders	Anosmia	>= 64 letters	349	55,2	0	0,0	341	54,6	1	0,3		*	Quasi-complete separation of data points detected.				*	ERROR: Error in computing the link function, its derivatives, or the variance function.			0,00		Algorithm converged.	0,00	NE	0,3117		>999.99		Algorithm converged.	0,00	NE
Nervous system disorders	Anosmia	Missing	2	0,3	0	0,0	0	0,0	0	0,0	NE			NE	NE	NE		NE	NE	NE	NE		NE	NE	NE	NE		NE		NE	NE	NE
Nervous system disorders	Balance disorder	< 64 letters	281	44,5	0	0,0	284	45,4	1	0,4		*	Quasi-complete separation of data points detected.				*	ERROR: The mean parameter is either invalid or at a limit of its range for some observations.			0,00		Algorithm converged.	0,00	NE	0,3199	0,4153	>999.99		Algorithm converged.	0,00	NE
Nervous system disorders	Balance disorder	>= 64 letters	349	55,2	1	0,3	341	54,6	2	0,6	0,49		Convergence criterion (GCONV=1E-8) satisfied.	0,04	5,40	-0,003		Algorithm converged.	-0,013	0,007	0,49		Algorithm converged.	0,04	5,36	0,5496		2,05		Algorithm converged.	0,19	22,47
Nervous system disorders	Balance disorder	Missing	2	0,3	0	0,0	0	0,0	0	0,0	NE			NE	NE	NE		NE	NE	NE	NE		NE	NE	NE	NE		NE		NE	NE	NE
Nervous system disorders	Bell's palsy	< 64 letters	281	44,5	0	0,0	284	45,4	0	0,0	NE			NE	NE	NE		NE	NE	NE	NE		NE	NE	NE	NE	NE	NE		NE	NE	NE
Nervous system disorders	Bell's palsy	>= 64 letters	349	55,2	1	0,3	341	54,6	0	0,0		*	Quasi-complete separation of data points detected.				*	WARNING: The relative Hessian convergence criterion of 49.754598305 is greater than the limit of 0.0001. The convergence is questionable.			NE		Algorithm converged.	NE	NE	0,3229		NE		Algorithm converged.	NE	NE
Nervous system disorders	Bell's palsy	Missing	2	0,3	0	0,0	0	0,0	0	0,0	NE			NE	NE	NE		NE	NE	NE	NE		NE	NE	NE	NE		NE		NE	NE	NE
Nervous system disorders	Burning sensation	< 64 letters	281	44,5	1	0,4	284	45,4	0	0,0		*	Quasi-complete separation of data points detected.				*	WARNING: Negative of Hessian not positive definite.			NE		Algorithm converged.	NE	NE	0,3147	1,0000	NE		Algorithm converged.	NE	NE
Nervous system disorders	Burning sensation	>= 64 letters	349	55,2	1	0,3	341	54,6	0	0,0		*	Quasi-complete separation of data points detected.				*	WARNING: The relative Hessian convergence criterion of 49.754598305 is greater than the limit of 0.0001. The convergence is questionable.			NE		Algorithm converged.	NE	NE	0,3229		NE		Algorithm converged.	NE	NE
Nervous system disorders	Burning sensation	Missing	2	0,3	0	0,0	0	0,0	0	0,0	NE			NE	NE	NE		NE	NE	NE	NE		NE	NE	NE	NE		NE		NE	NE	NE
Nervous system disorders	Carotid arteriosclerosis	< 64 letters	281	44,5	1	0,4	284	45,4	0	0,0		*	Quasi-complete separation of data points detected.				*	WARNING: Negative of Hessian not positive definite.			NE		Algorithm converged.	NE	NE	0,3147	0,4036	NE		Algorithm converged.	NE	NE
Nervous system disorders	Carotid arteriosclerosis	>= 64 letters	349	55,2	2	0,6	341	54,6	1	0,3	1,96		Convergence criterion (GCONV=1E-8) satisfied.	0,18	21,71	0,003		Algorithm converged.	-0,007	0,013	1,95		Algorithm converged.	0,18	21,45	0,5768		0,51		Algorithm converged.	0,05	5,62
Nervous system disorders	Carotid arteriosclerosis	Missing	2	0,3	0	0,0	0	0,0	0	0,0	NE			NE	NE	NE		NE	NE	NE	NE		NE	NE	NE	NE		NE		NE	NE	NE
Nervous system disorders	Carotid artery occlusion	< 64 letters	281	44,5	0	0,0	284	45,4	1	0,4		*	Quasi-complete separation of data points detected.				*	ERROR: The mean parameter is either invalid or at a limit of its range for some observations.			0,00		Algorithm converged.	0,00	NE	0,3199	0,0977	>999.99		Algorithm converged.	0,00	NE
Nervous system disorders	Carotid artery occlusion	>= 64 letters	349	55,2	1	0,3	341	54,6	0	0,0		*	Quasi-complete separation of data points detected.				*	WARNING: The relative Hessian convergence criterion of 49.754598305 is greater than the limit of 0.0001. The convergence is questionable.			NE		Algorithm converged.	NE	NE	0,3229		NE		Algorithm converged.	NE	NE
Nervous system disorders	Carotid artery occlusion	Missing	2	0,3	0	0,0	0	0,0	0	0,0	NE			NE	NE	NE		NE	NE	NE	NE		NE	NE	NE	NE		NE		NE	NE	NE
Nervous system disorders	Carotid artery stenosis	< 64 letters	281	44,5	0	0,0	284	45,4	1	0,4		*	Quasi-complete separation of data points detected.				*	ERROR: The mean parameter is either invalid or at a limit of its range for some observations.			0,00		Algorithm converged.	0,00	NE	0,3199	0,0977	>999.99		Algorithm converged.	0,00	NE
Nervous system disorders	Carotid artery stenosis	>= 64 letters	349	55,2	1	0,3	341	54,6	0	0,0		*	Quasi-complete separation of data points detected.				*	WARNING: The relative Hessian convergence criterion of 49.754598305 is greater than the limit of 0.0001. The convergence is questionable.			NE		Algorithm converged.	NE	NE	0,3229		NE		Algorithm converged.	NE	NE
Nervous system disorders	Carotid artery stenosis	Missing	2	0,3	0	0,0	0	0,0	0	0,0	NE			NE	NE	NE		NE	NE	NE	NE		NE	NE	NE	NE		NE		NE	NE	NE
Nervous system disorders	Carpal tunnel syndrome	< 64 letters	281	44,5	0	0,0	284	45,4	1	0,4		*	Quasi-complete separation of data points detected.				*	ERROR: The mean parameter is either invalid or at a limit of its range for some observations.			0,00		Algorithm converged.	0,00	NE	0,3199	0,3112	>999.99		Algorithm converged.	0,00	NE
Nervous system disorders	Carpal tunnel syndrome	>= 64 letters	349	55,2	1	0,3	341	54,6	1	0,3	0,98		Convergence criterion (GCONV=1E-8) satisfied.	0,06	15,68	0,000		Algorithm converged.	-0,008	0,008	0,98		Algorithm converged.	0,06	15,56	0,9869		1,02		Algorithm converged.	0,06	16,30
Nervous system disorders	Carpal tunnel syndrome	Missing	2	0,3	0	0,0	0	0,0	0	0,0	NE			NE	NE	NE		NE	NE	NE	NE		NE	NE	NE	NE		NE		NE	NE	NE
Nervous system disorders	Cerebral haemorrhage	< 64 letters	281	44,5	0	0,0	284	45,4	0	0,0	NE			NE	NE	NE		NE	NE	NE	NE		NE	NE	NE	NE	NE	NE		NE	NE	NE
Nervous system disorders	Cerebral haemorrhage	>= 64 letters	349	55,2	1	0,3	341	54,6	0	0,0		*	Quasi-complete separation of data points detected.				*	WARNING: The relative Hessian convergence criterion of 49.754598305 is greater than the limit of 0.0001. The convergence is questionable.			NE		Algorithm converged.	NE	NE	0,3229		NE		Algorithm converged.	NE	NE
Nervous system disorders	Cerebral haemorrhage	Missing	2	0,3	0	0,0	0	0,0	0	0,0	NE			NE	NE	NE		NE	NE	NE	NE		NE	NE	NE	NE		NE		NE	NE	NE
Nervous system disorders	Cerebral infarction	< 64 letters	281	44,5	0	0,0	284	45,4	0	0,0	NE			NE	NE	NE		NE	NE	NE	NE		NE	NE	NE	NE	NE	NE		NE	NE	NE
Nervous system disorders	Cerebral infarction	>= 64 letters	349	55,2	1	0,3	341	54,6	0	0,0		*	Quasi-complete separation of data points detected.				*	WARNING: The relative Hessian convergence criterion of 49.754598305 is greater than the limit of 0.0001. The convergence is questionable.			NE		Algorithm converged.	NE	NE	0,3229		NE		Algorithm converged.	NE	NE
Nervous system disorders	Cerebral infarction	Missing	2	0,3	0	0,0	0	0,0	0	0,0	NE			NE	NE	NE		NE	NE	NE	NE		NE	NE	NE	NE		NE		NE	NE	NE
Nervous system disorders	Cerebral microinfarction	< 64 letters	281	44,5	0	0,0	284	45,4	0	0,0	NE			NE	NE	NE		NE	NE	NE	NE		NE	NE	NE	NE	NE	NE		NE	NE	NE
Nervous system disorders	Cerebral microinfarction	>= 64 letters	349	55,2	0	0,0	341	54,6	1	0,3		*	Quasi-complete separation of data points detected.				*	ERROR: The mean parameter is either invalid or at a limit of its range for some observations.			0,00		Algorithm converged.	0,00	NE	0,3117		>999.99		Algorithm converged.	0,00	NE
Nervous system disorders	Cerebral microinfarction	Missing	2	0,3	0	0,0	0	0,0	0	0,0	NE			NE	NE	NE		NE	NE	NE	NE		NE	NE	NE	NE		NE		NE	NE	NE
Nervous system disorders	Cerebrovascular accident	< 64 letters	281	44,5	2	0,7	284	45,4	3	1,1	0,67		Convergence criterion (GCONV=1E-8) satisfied.	0,11	4,05	-0,003		Algorithm converged.	-0,019	0,012	0,67		Algorithm converged.	0,11	4,00	0,6622	0,9758	1,48		Algorithm converged.	0,25	8,81
Nervous system disorders	Cerebrovascular accident	>= 64 letters	349	55,2	4	1,1	341	54,6	6	1,8	0,65		Convergence criterion (GCONV=1E-8) satisfied.	0,18	2,31	-0,006		Algorithm converged.	-0,024	0,012	0,65		Algorithm converged.	0,19	2,29	0,5006		1,54		Algorithm converged.	0,44	5,39
Nervous system disorders	Cerebrovascular accident	Missing	2	0,3	0	0,0	0	0,0	0	0,0	NE			NE	NE	NE		NE	NE	NE	NE		NE	NE	NE	NE		NE		NE	NE	NE
Nervous system disorders	Cerebrovascular disorder	< 64 letters	281	44,5	0	0,0	284	45,4	0	0,0	NE			NE	NE	NE		NE	NE	NE	NE		NE	NE	NE	NE	NE	NE		NE	NE	NE
Nervous system disorders	Cerebrovascular disorder	>= 64 letters	349	55,2	1	0,3	341	54,6	0	0,0		*	Quasi-complete separation of data points detected.				*	WARNING: The relative Hessian convergence criterion of 49.754598305 is greater than the limit of 0.0001. The convergence is questionable.			NE		Algorithm converged.	NE	NE	0,3229		NE		Algorithm converged.	NE	NE
Nervous system disorders	Cerebrovascular disorder	Missing	2	0,3	0	0,0	0	0,0	0	0,0	NE			NE	NE	NE		NE	NE	NE	NE		NE	NE	NE	NE		NE		NE	NE	NE
Nervous system disorders	Cervical radiculopathy	< 64 letters	281	44,5	2	0,7	284	45,4	0	0,0		*	Quasi-complete separation of data points detected.				*	WARNING: Negative of Hessian not positive definite.			NE		Algorithm converged.	NE	NE	0,1547	0,0492	NE		Algorithm converged.	NE	NE
Nervous system disorders	Cervical radiculopathy	>= 64 letters	349	55,2	0	0,0	341	54,6	1	0,3		*	Quasi-complete separation of data points detected.				*	ERROR: The mean parameter is either invalid or at a limit of its range for some observations.			0,00		Algorithm converged.	0,00	NE	0,3117		>999.99		Algorithm converged.	0,00	NE
Nervous system disorders	Cervical radiculopathy	Missing	2	0,3	0	0,0	0	0,0	0	0,0	NE			NE	NE	NE		NE	NE	NE	NE		NE	NE	NE	NE		NE		NE	NE	NE
Nervous system disorders	Cognitive disorder	< 64 letters	281	44,5	0	0,0	284	45,4	1	0,4		*	Quasi-complete separation of data points detected.				*	ERROR: The mean parameter is either invalid or at a limit of its range for some observations.			0,00		Algorithm converged.	0,00	NE	0,3199	NE	>999.99		Algorithm converged.	0,00	NE
Nervous system disorders	Cognitive disorder	>= 64 letters	349	55,2	0	0,0	341	54,6	0	0,0	NE			NE	NE	NE		NE	NE	NE	NE		NE	NE	NE	NE		NE		NE	NE	NE
Nervous system disorders	Cognitive disorder	Missing	2	0,3	0	0,0	0	0,0	0	0,0	NE			NE	NE	NE		NE	NE	NE	NE		NE	NE	NE	NE		NE		NE	NE	NE
Nervous system disorders	Dementia Alzheimer's type	< 64 letters	281	44,5	0	0,0	284	45,4	0	0,0	NE			NE	NE	NE		NE	NE	NE	NE		NE	NE	NE	NE	NE	NE		NE	NE	NE
Nervous system disorders	Dementia Alzheimer's type	>= 64 letters	349	55,2	0	0,0	341	54,6	1	0,3		*	Quasi-complete separation of data points detected.				*	ERROR: The mean parameter is either invalid or at a limit of its range for some observations.			0,00		Algorithm converged.	0,00	NE	0,3117		>999.99		Algorithm converged.	0,00	NE
Nervous system disorders	Dementia Alzheimer's type	Missing	2	0,3	0	0,0	0	0,0	0	0,0	NE			NE	NE	NE		NE	NE	NE	NE		NE	NE	NE	NE		NE		NE	NE	NE
Nervous system disorders	Diabetic neuropathy	< 64 letters	281	44,5	3	1,1	284	45,4	4	1,4	0,76		Convergence criterion (GCONV=1E-8) satisfied.	0,17	3,41	-0,003		Algorithm converged.	-0,022	0,015	0,76		Algorithm converged.	0,17	3,36	0,7145	0,5535	1,32		Algorithm converged.	0,30	5,84
Nervous system disorders	Diabetic neuropathy	>= 64 letters	349	55,2	2	0,6	341	54,6	5	1,5	0,39		Convergence criterion (GCONV=1E-8) satisfied.	0,07	2,01	-0,009		Algorithm converged.	-0,024	0,006	0,39		Algorithm converged.	0,08	2,00	0,2421		2,56		Algorithm converged.	0,50	13,10
Nervous system disorders	Diabetic neuropathy	Missing	2	0,3	0	0,0	0	0,0	0	0,0	NE			NE	NE	NE		NE	NE	NE	NE		NE	NE	NE	NE		NE		NE	NE	NE
Nervous system disorders	Dizziness	< 64 letters	281	44,5	3	1,1	284	45,4	8	2,8	0,37		Convergence criterion (GCONV=1E-8) satisfied.	0,10	1,42	-0,017		Algorithm converged.	-0,040	0,005	0,38		Algorithm converged.	0,10	1,41	0,1327	0,3260	2,64		Algorithm converged.	0,71	9,84
Nervous system disorders	Dizziness	>= 64 letters	349	55,2	7	2,0	341	54,6	8	2,3	0,85		Convergence criterion (GCONV=1E-8) satisfied.	0,31	2,38	-0,003		Algorithm converged.	-0,025	0,018	0,85		Algorithm converged.	0,31	2,33	0,7594		1,17		Algorithm converged.	0,43	3,19
Nervous system disorders	Dizziness	Missing	2	0,3	0	0,0	0	0,0	0	0,0	NE			NE	NE	NE		NE	NE	NE	NE		NE	NE	NE	NE		NE		NE	NE	NE
Nervous system disorders	Encephalopathy	< 64 letters	281	44,5	0	0,0	284	45,4	2	0,7		*	Quasi-complete separation of data points detected.				*	ERROR: The mean parameter is either invalid or at a limit of its range for some observations.			0,00		Algorithm converged.	0,00	NE	0,1591	0,0524	>999.99		Algorithm converged.	0,00	NE
Nervous system disorders	Encephalopathy	>= 64 letters	349	55,2	3	0,9	341	54,6	1	0,3	2,95		Convergence criterion (GCONV=1E-8) satisfied.	0,31	28,47	0,006		Algorithm converged.	-0,006	0,017	2,93		Algorithm converged.	0,31	28,04	0,3276		0,34		Algorithm converged.	0,04	3,26
Nervous system disorders	Encephalopathy	Missing	2	0,3	0	0,0	0	0,0	0	0,0	NE			NE	NE	NE		NE	NE	NE	NE		NE	NE	NE	NE		NE		NE	NE	NE
Nervous system disorders	Facial paralysis	< 64 letters	281	44,5	0	0,0	284	45,4	0	0,0	NE			NE	NE	NE		NE	NE	NE	NE		NE	NE	NE	NE	NE	NE		NE	NE	NE
Nervous system disorders	Facial paralysis	>= 64 letters	349	55,2	1	0,3	341	54,6	0	0,0		*	Quasi-complete separation of data points detected.				*	WARNING: The relative Hessian convergence criterion of 49.754598305 is greater than the limit of 0.0001. The convergence is questionable.			NE		Algorithm converged.	NE	NE	0,3229		NE		Algorithm converged.	NE	NE
Nervous system disorders	Facial paralysis	Missing	2	0,3	0	0,0	0	0,0	0	0,0	NE			NE	NE	NE		NE	NE	NE	NE		NE	NE	NE	NE		NE		NE	NE	NE
Nervous system disorders	Guillain-Barre syndrome	< 64 letters	281	44,5	0	0,0	284	45,4	0	0,0	NE			NE	NE	NE		NE	NE	NE	NE		NE	NE	NE	NE	NE	NE		NE	NE	NE
Nervous system disorders	Guillain-Barre syndrome	>= 64 letters	349	55,2	1	0,3	341	54,6	0	0,0		*	Quasi-complete separation of data points detected.				*	WARNING: The relative Hessian convergence criterion of 49.754598305 is greater than the limit of 0.0001. The convergence is questionable.			NE		Algorithm converged.	NE	NE	0,3229		NE		Algorithm converged.	NE	NE
Nervous system disorders	Guillain-Barre syndrome	Missing	2	0,3	0	0,0	0	0,0	0	0,0	NE			NE	NE	NE		NE	NE	NE	NE		NE	NE	NE	NE		NE		NE	NE	NE
Nervous system disorders	Haemorrhage intracranial	< 64 letters	281	44,5	0	0,0	284	45,4	0	0,0	NE			NE	NE	NE		NE	NE	NE	NE		NE	NE	NE	NE	NE	NE		NE	NE	NE
Nervous system disorders	Haemorrhage intracranial	>= 64 letters	349	55,2	1	0,3	341	54,6	0	0,0		*	Quasi-complete separation of data points detected.				*	WARNING: The relative Hessian convergence criterion of 53.071571525 is greater than the limit of 0.0001. The convergence is questionable.			NE		Algorithm converged.	NE	NE	0,3229		NE		Algorithm converged.	NE	NE
Nervous system disorders	Haemorrhage intracranial	Missing	2	0,3	0	0,0	0	0,0	0	0,0	NE			NE	NE	NE		NE	NE	NE	NE		NE	NE	NE	NE		NE		NE	NE	NE
Nervous system disorders	Haemorrhagic stroke	< 64 letters	281	44,5	1	0,4	284	45,4	0	0,0		*	Quasi-complete separation of data points detected.				*	WARNING: Negative of Hessian not positive definite.			NE		Algorithm converged.	NE	NE	0,3147	NE	NE		Algorithm converged.	NE	NE
Nervous system disorders	Haemorrhagic stroke	>= 64 letters	349	55,2	0	0,0	341	54,6	0	0,0	NE			NE	NE	NE		NE	NE	NE	NE		NE	NE	NE	NE		NE		NE	NE	NE
Nervous system disorders	Haemorrhagic stroke	Missing	2	0,3	0	0,0	0	0,0	0	0,0	NE			NE	NE	NE		NE	NE	NE	NE		NE	NE	NE	NE		NE		NE	NE	NE
Nervous system disorders	Head discomfort	< 64 letters	281	44,5	0	0,0	284	45,4	0	0,0	NE			NE	NE	NE		NE	NE	NE	NE		NE	NE	NE	NE	NE	NE		NE	NE	NE
Nervous system disorders	Head discomfort	>= 64 letters	349	55,2	0	0,0	341	54,6	1	0,3		*	Quasi-complete separation of data points detected.				*	ERROR: Error in computing the link function, its derivatives, or the variance function.			0,00		Algorithm converged.	0,00	NE	0,3117		>999.99		Algorithm converged.	0,00	NE
Nervous system disorders	Head discomfort	Missing	2	0,3	0	0,0	0	0,0	0	0,0	NE			NE	NE	NE		NE	NE	NE	NE		NE	NE	NE	NE		NE		NE	NE	NE
Nervous system disorders	Headache	< 64 letters	281	44,5	13	4,6	284	45,4	12	4,2	1,10		Convergence criterion (GCONV=1E-8) satisfied.	0,49	2,45	0,004		Algorithm converged.	-0,030	0,038	1,09		Algorithm converged.	0,51	2,36	0,8169	0,5351	0,91		Algorithm converged.	0,42	1,97
Nervous system disorders	Headache	>= 64 letters	349	55,2	10	2,9	341	54,6	6	1,8	1,65		Convergence criterion (GCONV=1E-8) satisfied.	0,59	4,58	0,011		Algorithm converged.	-0,011	0,033	1,63		Algorithm converged.	0,60	4,43	0,3349		0,61		Algorithm converged.	0,23	1,67
Nervous system disorders	Headache	Missing	2	0,3	0	0,0	0	0,0	0	0,0	NE			NE	NE	NE		NE	NE	NE	NE		NE	NE	NE	NE		NE		NE	NE	NE
Nervous system disorders	Hemiparesis	< 64 letters	281	44,5	0	0,0	284	45,4	0	0,0	NE			NE	NE	NE		NE	NE	NE	NE		NE	NE	NE	NE	NE	NE		NE	NE	NE
Nervous system disorders	Hemiparesis	>= 64 letters	349	55,2	1	0,3	341	54,6	0	0,0		*	Quasi-complete separation of data points detected.				*	WARNING: The relative Hessian convergence criterion of 49.754598305 is greater than the limit of 0.0001. The convergence is questionable.			NE		Algorithm converged.	NE	NE	0,3229		NE		Algorithm converged.	NE	NE
Nervous system disorders	Hemiparesis	Missing	2	0,3	0	0,0	0	0,0	0	0,0	NE			NE	NE	NE		NE	NE	NE	NE		NE	NE	NE	NE		NE		NE	NE	NE
Nervous system disorders	Hemiplegia	< 64 letters	281	44,5	0	0,0	284	45,4	0	0,0	NE			NE	NE	NE		NE	NE	NE	NE		NE	NE	NE	NE	NE	NE		NE	NE	NE

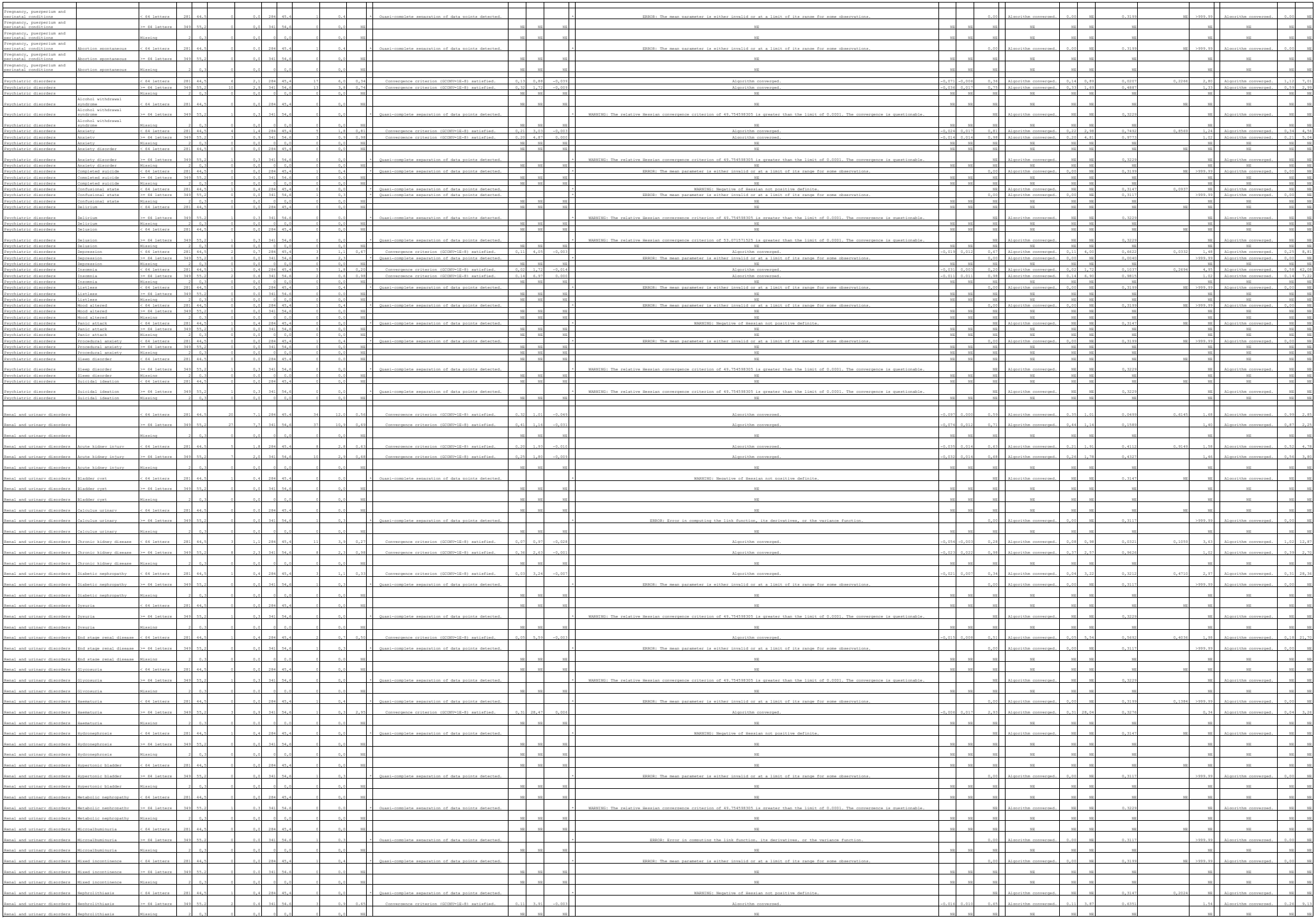

Pregnancy, puerperium and perinatal conditions		< 64 letters	281	44,5	0	0,0	284	45,6	1	0,4		* Quasi-complete separation of data points detected.				* ERROR: The mean parameter is either invalid or at a limit of its range for some observations.			0,00	Algorithm converged.	0,00	NE	0,3199		NE	>999,99		Algorithm converged.	0,00	NE
Pregnancy, puerperium and perinatal conditions		>= 64 letters	349	55,2	0	0,0	341	54,6	0	0,0	NE		NE	NE	NE	NE	NE	NE	NE	NE	NE	NE	NE	NE	NE	NE	NE	NE	NE	NE	NE	NE	NE	NE
Pregnancy, puerperium and perinatal conditions		Missing	2	0,3	0	0,0	0	0,0	0	0,0	NE		NE	NE	NE	NE	NE	NE	NE	NE	NE	NE	NE	NE	NE	NE	NE	NE	NE	NE	NE	NE	NE	NE
Pregnancy, puerperium and perinatal conditions	Abortion spontaneous	< 64 letters	281	44,5	0	0,0	284	45,4	1	0,4		* Quasi-complete separation of data points detected.				* ERROR: The mean parameter is either invalid or at a limit of its range for some observations.			0,00	Algorithm converged.	0,00	NE	0,3199		NE	>999,99		Algorithm converged.	0,00	NE
Pregnancy, puerperium and perinatal conditions	Abortion spontaneous	>= 64 letters	349	55,2	0	0,0	341	54,6	0	0,0	NE		NE	NE	NE	NE	NE	NE	NE	NE	NE	NE	NE	NE	NE	NE	NE	NE	NE	NE	NE	NE	NE	NE
Pregnancy, puerperium and perinatal conditions	Abortion spontaneous	Missing	2	0,3	0	0,0	0	0,0	0	0,0	NE		NE	NE	NE	NE	NE	NE	NE	NE	NE	NE	NE	NE	NE	NE	NE	NE	NE	NE	NE	NE	NE	NE
Psychiatric disorders		< 64 letters	281	44,5	6	2,1	284	45,4	17	6,0	0,34	Convergence criterion (GCONV=1E-8) satisfied.	0,13	0,88	-0,035	Algorithm converged.	-0,071	-0,006	0,34	Algorithm converged.	0,14	0,89	0,0207	0,2248	2,80	Algorithm converged.	1,12	7,01
Psychiatric disorders		>= 64 letters	349	55,2	10	2,9	341	54,6	13	3,8	0,74	Convergence criterion (GCONV=1E-8) satisfied.	0,32	1,72	-0,009	Algorithm converged.	-0,036	0,017	0,75	Algorithm converged.	0,33	1,69	0,4887		1,31	Algorithm converged.	0,53	2,99
Psychiatric disorders		Missing	2	0,3	0	0,0	0	0,0	0	0,0	NE		NE	NE	NE	NE	NE	NE	NE	NE	NE	NE	NE	NE	NE	NE	NE	NE	NE	NE	NE	NE	NE	NE
Psychiatric disorders	Alcohol withdrawal syndrome	< 64 letters	281	44,5	0	0,0	284	45,4	0	0,0	NE		NE	NE	NE	NE	NE	NE	NE	NE	NE	NE	NE	NE	NE	NE	NE	NE	NE	NE	NE	NE	NE	NE
Psychiatric disorders	Alcohol withdrawal syndrome	>= 64 letters	349	55,2	1	0,3	341	54,6	0	0,0		* Quasi-complete separation of data points detected.				* WARNING: The relative Hessian convergence criterion of 49,754598305 is greater than the limit of 0.0001. The convergence is questionable.			NE	Algorithm converged.	NE	NE	0,3229		NE	Algorithm converged.	NE	NE
Psychiatric disorders	Alcohol withdrawal syndrome	Missing	2	0,3	0	0,0	0	0,0	0	0,0	NE		NE	NE	NE	NE	NE	NE	NE	NE	NE	NE	NE	NE	NE	NE	NE	NE	NE	NE	NE	NE	NE	NE
Psychiatric disorders	Anxiety	< 64 letters	281	44,5	4	1,4	284	45,4	5	1,8	0,81	Convergence criterion (GCONV=1E-8) satisfied.	0,21	3,03	-0,003	Algorithm converged.	-0,026	0,017	0,81	Algorithm converged.	0,22	2,98	0,7492	0,8569	1,24	Algorithm converged.	0,34	4,54
Psychiatric disorders	Anxiety	>= 64 letters	349	55,2	5	0,1	341	54,6	3	0,0	0,95	Convergence criterion (GCONV=1E-8) satisfied.	0,20	4,87	0,000	Algorithm converged.	-0,014	0,014	0,94	Algorithm converged.	0,20	4,81	0,9753		1,02	Algorithm converged.	0,21	5,04
Psychiatric disorders	Anxiety	Missing	2	0,3	0	0,0	0	0,0	0	0,0	NE		NE	NE	NE	NE	NE	NE	NE	NE	NE	NE	NE	NE	NE	NE	NE	NE	NE	NE	NE	NE	NE	NE
Psychiatric disorders	Anxiety disorder	< 64 letters	281	44,5	0	0,0	284	45,4	0	0,0	NE		NE	NE	NE	NE	NE	NE	NE	NE	NE	NE	NE	NE	NE	NE	NE	NE	NE	NE	NE	NE	NE	NE
Psychiatric disorders	Anxiety disorder	>= 64 letters	349	55,2	1	0,3	341	54,6	0	0,0		* Quasi-complete separation of data points detected.				* WARNING: The relative Hessian convergence criterion of 49,754598305 is greater than the limit of 0.0001. The convergence is questionable.			NE	Algorithm converged.	NE	NE	0,3229		NE	Algorithm converged.	NE	NE
Psychiatric disorders	Anxiety disorder	Missing	2	0,3	0	0,0	0	0,0	0	0,0	NE		NE	NE	NE	NE	NE	NE	NE	NE	NE	NE	NE	NE	NE	NE	NE	NE	NE	NE	NE	NE	NE	NE
Psychiatric disorders	Completed suicide	< 64 letters	281	44,5	1	0,4	284	45,4	1	0,4		* Quasi-complete separation of data points detected.				* ERROR: The mean parameter is either invalid or at a limit of its range for some observations.			NE	Algorithm converged.	NE	NE	0,3199		NE	>999,99		Algorithm converged.	0,00	NE
Psychiatric disorders	Completed suicide	>= 64 letters	349	55,2	0	0,0	341	54,6	0	0,0	NE		NE	NE	NE	NE	NE	NE	NE	NE	NE	NE	NE	NE	NE	NE	NE	NE	NE	NE	NE	NE	NE	NE
Psychiatric disorders	Completed suicide	Missing	2	0,3	0	0,0	0	0,0	0	0,0	NE		NE	NE	NE	NE	NE	NE	NE	NE	NE	NE	NE	NE	NE	NE	NE	NE	NE	NE	NE	NE	NE	NE
Psychiatric disorders	Confusional state	< 64 letters	281	44,5	1	0,4	284	45,4	0	0,0		* Quasi-complete separation of data points detected.				* WARNING: Negative of Hessian not positive definite.				Algorithm converged.	NE	NE	0,3147	0,0937	NE	Algorithm converged.	NE	NE
Psychiatric disorders	Confusional state	>= 64 letters	349	55,2	0	0,0	341	54,6	0	0,0		* Quasi-complete separation of data points detected.				* ERROR: The mean parameter is either invalid or at a limit of its range for some observations.			0,00	Algorithm converged.	0,00	NE	0,3117		>999,99	Algorithm converged.	0,00	NE
Psychiatric disorders	Confusional state	Missing	2	0,3	0	0,0	0	0,0	0	0,0	NE		NE	NE	NE	NE	NE	NE	NE	NE	NE	NE	NE	NE	NE	NE	NE	NE	NE	NE	NE	NE	NE	NE
Psychiatric disorders	Delirium	< 64 letters	281	44,5	1	0,4	284	45,4	0	0,0	NE		NE	NE	NE	NE	NE	NE	NE	NE	NE	NE	NE	NE	NE	NE	NE	NE	NE	NE	NE	NE	NE	NE
Psychiatric disorders	Delirium	>= 64 letters	349	55,2	1	0,3	341	54,6	0	0,0		* Quasi-complete separation of data points detected.				* WARNING: The relative Hessian convergence criterion of 49,754598305 is greater than the limit of 0.0001. The convergence is questionable.			NE	Algorithm converged.	NE	NE	0,3229		NE	Algorithm converged.	NE	NE
Psychiatric disorders	Delirium	Missing	2	0,3	0	0,0	0	0,0	0	0,0	NE		NE	NE	NE	NE	NE	NE	NE	NE	NE	NE	NE	NE	NE	NE	NE	NE	NE	NE	NE	NE	NE	NE
Psychiatric disorders	Delusion	< 64 letters	281	44,5	0	0,0	284	45,4	0	0,0	NE		NE	NE	NE	NE	NE	NE	NE	NE	NE	NE	NE	NE	NE	NE	NE	NE	NE	NE	NE	NE	NE	NE
Psychiatric disorders	Delusion	>= 64 letters	349	55,2	1	0,3	341	54,6	0	0,0		* Quasi-complete separation of data points detected.				* WARNING: The relative Hessian convergence criterion of 53,071571525 is greater than the limit of 0.0001. The convergence is questionable.			NE	Algorithm converged.	NE	NE	0,3229		NE	Algorithm converged.	NE	NE
Psychiatric disorders	Delusion	Missing	2	0,3	0	0,0	0	0,0	0	0,0	NE		NE	NE	NE	NE	NE	NE	NE	NE	NE	NE	NE	NE	NE	NE	NE	NE	NE	NE	NE	NE	NE	NE
Psychiatric disorders	Depression	< 64 letters	281	44,5	1	0,4	284	45,4	3	1,1	0,67	Convergence criterion (GCONV=1E-8) satisfied.	0,13	4,05	-0,003	Algorithm converged.	-0,019	0,012	0,67	Algorithm converged.	0,21	4,00	0,6622	0,0332	1,49	Algorithm converged.	0,27	8,91
Psychiatric disorders	Depression	>= 64 letters	349	55,2	0	0,0	341	54,6	8	2,3		* Quasi-complete separation of data points detected.				* ERROR: The mean parameter is either invalid or at a limit of its range for some observations.			0,00	Algorithm converged.	0,00	NE	0,3060		>999,99	Algorithm converged.	0,00	NE
Psychiatric disorders	Depression	Missing	2	0,3	0	0,0	0	0,0	0	0,0	NE		NE	NE	NE	NE	NE	NE	NE	NE	NE	NE	NE	NE	NE	NE	NE	NE	NE	NE	NE	NE	NE	NE
Psychiatric disorders	Insomnia	< 64 letters	281	44,5	1	0,4	284	45,4	5	1,8	0,20	Convergence criterion (GCONV=1E-8) satisfied.	0,02	1,72	-0,014	Algorithm converged.	-0,031	0,003	0,20	Algorithm converged.	0,02	1,72	0,1027	0,2696	4,93	Algorithm converged.	0,08	62,08
Psychiatric disorders	Insomnia	>= 64 letters	349	55,2	2	0,6	341	54,6	2	0,6	0,99	Convergence criterion (GCONV=1E-8) satisfied.	0,14	6,97	0,000	Algorithm converged.	-0,011	0,011	0,99	Algorithm converged.	0,14	6,90	0,9817		1,02	Algorithm converged.	0,14	7,22
Psychiatric disorders	Insomnia	Missing	2	0,3	0	0,0	0	0,0	0	0,0	NE		NE	NE	NE	NE	NE	NE	NE	NE	NE	NE	NE	NE	NE	NE	NE	NE	NE	NE	NE	NE	NE	NE
Psychiatric disorders	Listless	< 64 letters	281	44,5	1	0,4	284	45,4	1	0,4		* Quasi-complete separation of data points detected.				* ERROR: The mean parameter is either invalid or at a limit of its range for some observations.			NE	Algorithm converged.	NE	NE	0,3199		>999,99	Algorithm converged.	NE	NE
Psychiatric disorders	Listless	>= 64 letters	349	55,2	0	0,0	341	54,6	0	0,0	NE		NE	NE	NE	NE	NE	NE	NE	NE	NE	NE	NE	NE	NE	NE	NE	NE	NE	NE	NE	NE	NE	NE
Psychiatric disorders	Listless	Missing	2	0,3	0	0,0	0	0,0	0	0,0	NE		NE	NE	NE	NE	NE	NE	NE	NE	NE	NE	NE	NE	NE	NE	NE	NE	NE	NE	NE	NE	NE	NE
Psychiatric disorders	Mood altered	< 64 letters	281	44,5	1	0,4	284	45,4	1	0,4		* Quasi-complete separation of data points detected.				* ERROR: The mean parameter is either invalid or at a limit of its range for some observations.			NE	Algorithm converged.	NE	NE	0,3199		>999,99	Algorithm converged.	NE	NE
Psychiatric disorders	Mood altered	>= 64 letters	349	55,2	0	0,0	341	54,6	0	0,0	NE		NE	NE	NE	NE	NE	NE	NE	NE	NE	NE	NE	NE	NE	NE	NE	NE	NE	NE	NE	NE	NE	NE
Psychiatric disorders	Mood altered	Missing	2	0,3	0	0,0	0	0,0	0	0,0	NE		NE	NE	NE	NE	NE	NE	NE	NE	NE	NE	NE	NE	NE	NE	NE	NE	NE	NE	NE	NE	NE	NE
Psychiatric disorders	Panic attack	< 64 letters	281	44,5	1	0,4	284	45,4	1	0,4		* Quasi-complete separation of data points detected.				* WARNING: Negative of Hessian not positive definite.				Algorithm converged.	NE	NE	0,3147		NE	Algorithm converged.	NE	NE
Psychiatric disorders	Panic attack	>= 64 letters	349	55,2	0	0,0	341	54,6	0	0,0	NE		NE	NE	NE	NE	NE	NE	NE	NE	NE	NE	NE	NE	NE	NE	NE	NE	NE	NE	NE	NE	NE	NE
Psychiatric disorders	Panic attack	Missing	2	0,3	0	0,0	0	0,0	0	0,0	NE		NE	NE	NE	NE	NE	NE	NE	NE	NE	NE	NE	NE	NE	NE	NE	NE	NE	NE	NE	NE	NE	NE
Psychiatric disorders	Procedural anxiety	< 64 letters	281	44,5	1	0,4	284	45,4	1	0,4		* Quasi-complete separation of data points detected.				* ERROR: The mean parameter is either invalid or at a limit of its range for some observations.			NE	Algorithm converged.	NE	NE	0,3199		>999,99	Algorithm converged.	NE	NE
Psychiatric disorders	Procedural anxiety	>= 64 letters	349	55,2	0	0,0	341	54,6	0	0,0	NE		NE	NE	NE	NE	NE	NE	NE	NE	NE	NE	NE	NE	NE	NE	NE	NE	NE	NE	NE	NE	NE	NE
Psychiatric disorders	Procedural anxiety	Missing	2	0,3	0	0,0	0	0,0	0	0,0	NE		NE	NE	NE	NE	NE	NE	NE	NE	NE	NE	NE	NE	NE	NE	NE	NE	NE	NE	NE	NE	NE	NE
Psychiatric disorders	Sleep disorder	< 64 letters	281	44,5	0	0,0	284	45,4	0	0,0	NE		NE	NE	NE	NE	NE	NE	NE	NE	NE	NE	NE	NE	NE	NE	NE	NE	NE	NE	NE	NE	NE	NE
Psychiatric disorders	Sleep disorder	>= 64 letters	349	55,2	1	0,3	341	54,6	0	0,0		* Quasi-complete separation of data points detected.				* WARNING: The relative Hessian convergence criterion of 49,754598305 is greater than the limit of 0.0001. The convergence is questionable.			NE	Algorithm converged.	NE	NE	0,3229		NE	Algorithm converged.	NE	NE
Psychiatric disorders	Sleep disorder	Missing	2	0,3	0	0,0	0	0,0	0	0,0	NE		NE	NE	NE	NE	NE	NE	NE	NE	NE	NE	NE	NE	NE	NE	NE	NE	NE	NE	NE	NE	NE	NE
Psychiatric disorders	Suicidal ideation	< 64 letters	281	44,5	0	0,0	284	45,4	0	0,0	NE		NE	NE	NE	NE	NE	NE	NE	NE	NE	NE	NE	NE	NE	NE	NE	NE	NE	NE	NE	NE	NE	NE
Psychiatric disorders	Suicidal ideation	>= 64 letters	349	55,2	1	0,3	341	54,6	0	0,0		* Quasi-complete separation of data points detected.				* WARNING: The relative Hessian convergence criterion of 49,754598305 is greater than the limit of 0.0001. The convergence is questionable.			NE	Algorithm converged.	NE	NE	0,3229		NE	Algorithm converged.	NE	NE
Psychiatric disorders	Suicidal ideation	Missing	2	0,3	0	0,0	0	0,0	0	0,0	NE		NE	NE	NE	NE	NE	NE	NE	NE	NE	NE	NE	NE	NE	NE	NE	NE	NE	NE	NE	NE	NE	NE
Renal and urinary disorders		< 64 letters	281	44,5	20	7,1	284	45,4	34	12,0	0,56	Convergence criterion (GCONV=1E-8) satisfied.	0,32	1,01	-0,049	Algorithm converged.	-0,097	0,002	0,59	Algorithm converged.	0,35	1,01	0,0490	0,6145	1,66	Algorithm converged.	0,93	2,81
Renal and urinary disorders		>= 64 letters	349	55,2	27	7,7	341	54,6	37	10,9	0,09	Convergence criterion (GCONV=1E-8) satisfied.	0,41	1,16	-0,031	Algorithm converged.	-0,074	0,012	0,71	Algorithm converged.	0,44	1,14	0,1589		1,40	Algorithm converged.	0,87	2,29
Renal and urinary disorders		Missing	2	0,3	0	0,0	0	0,0	0	0,0	NE		NE	NE	NE	NE	NE	NE	NE	NE	NE	NE	NE	NE	NE	NE	NE	NE	NE	NE	NE	NE	NE	NE
Renal and urinary disorders	Acute kidney injury	< 64 letters	281	44,5	5	1,8	284	45,4	8	2,8	0,63	Convergence criterion (GCONV=1E-8) satisfied.	0,20	1,93	-0,010	Algorithm converged.	-0,035	0,014	0,63	Algorithm converged.	0,21	1,91	0,4112	0,9148	1,58	Algorithm converged.	0,52	4,78
Renal and urinary disorders	Acute kidney injury	>= 64 letters	349	55,2	7	2,0	341	54,6	10	2,9	0,68	Convergence criterion (GCONV=1E-8) satisfied.	0,25	1,80	-0,009	Algorithm converged.	-0,032	0,014	0,68	Algorithm converged.	0,26	1,78	0,4327		1,46	Algorithm converged.	0,56	3,81
Renal and urinary disorders	Acute kidney injury	Missing	2	0,3	0	0,0	0	0,0	0	0,0	NE		NE	NE	NE	NE	NE	NE	NE	NE	NE	NE	NE	NE	NE	NE	NE	NE	NE	NE	NE	NE	NE	NE
Renal and urinary disorders	Bladder cyst	< 64 letters	281	44,5	1	0,4	284	45,4	0	0,0		* Quasi-complete separation of data points detected.				* WARNING: Negative of Hessian not positive definite.				Algorithm converged.	NE	NE	0,3147		NE	Algorithm converged.	NE	NE
Renal and urinary disorders	Bladder cyst	>= 64 letters	349	55,2	0	0,0	341	54,6	0	0,0	NE		NE	NE	NE	NE	NE	NE	NE	NE	NE	NE	NE	NE	NE	NE	NE	NE	NE	NE	NE	NE	NE	NE
Renal and urinary disorders	Bladder cyst	Missing	2	0,3	0	0,0	0	0,0	0	0,0	NE		NE	NE	NE	NE	NE	NE	NE	NE	NE	NE	NE	NE	NE	NE	NE	NE	NE	NE	NE	NE	NE	NE
Renal and urinary disorders	Calculus urinary	< 64 letters	281	44,5	0	0,0	284	45,4	0	0,0	NE		NE	NE	NE	NE	NE	NE	NE	NE	NE	NE	NE	NE	NE	NE	NE	NE	NE	NE	NE	NE	NE	NE
Renal and urinary disorders	Calculus urinary	>= 64 letters	349	55,2	0	0,0	341	54,6	1	0,3		* Quasi-complete separation of data points detected.				* ERROR: Error in computing the link function, its derivatives, or the variance function.			0,00	Algorithm converged.	0,00	NE	0,3117		>999,99	Algorithm converged.	0,00	NE
Renal and urinary disorders	Calculus urinary	Missing	2	0,3	0	0,0	0	0,0	0	0,0	NE		NE	NE	NE	NE	NE	NE	NE	NE	NE	NE	NE	NE	NE	NE	NE	NE	NE	NE	NE	NE	NE	NE
Renal and urinary disorders	Chronic kidney disease	< 64 letters	281	44,5	3	1,1	284	45,4	11	3,9	0,27	Convergence criterion (GCONV=1E-8) satisfied.	0,07	0,97	-0,028	Algorithm converged.	-0,054	-0,003	0,28	Algorithm converged.	0,08	0,98	0,0320	0,1059	3,63	Algorithm converged.	1,02	12,87
Renal and urinary disorders	Chronic kidney disease	>= 64 letters	349	55,2	8	2,3	341	54,6	8	2,3	0,95	Convergence criterion (GCONV=1E-8) satisfied.	0,36	2,83	-0,001	Algorithm converged.	-0,023	0,022	0,95	Algorithm converged.	0,37	2,57	0,9602		1,02	Algorithm converged.	0,39	2,75
Renal and urinary disorders	Chronic kidney disease	Missing	2	0,3	0	0,0	0	0,0	0	0,0	NE		NE	NE	NE	NE	NE	NE	NE	NE	NE	NE	NE	NE	NE	NE	NE	NE	NE	NE	NE	NE	NE	NE
Renal and urinary disorders	Diabetic nephropathy	< 64 letters	281	44,5	1	0,4	284	45,4	3	1,1	0,33	Convergence criterion (GCONV=1E-8) satisfied.	0,01	3,24	-0,007	Algorithm converged.	-0,021	0,007	0,34	Algorithm converged.	0,04	3,22	0,3212	0,4710	2,97	Algorithm converged.	0,31	28,36
Renal and urinary disorders	Diabetic nephropathy	>= 64 letters	349	55,2	0	0,0	341	54,6	0	0,0		* Quasi-complete separation of data points detected.				* ERROR: The mean parameter is either invalid or at a limit of its range for some observations.			0,00	Algorithm converged.	0,00	NE	0,3117		>999,99	Algorithm converged.	0,00	NE
Renal and urinary disorders	Diabetic nephropathy	Missing	2	0,3	0	0,0	0	0,0	0	0,0	NE		NE	NE	NE	NE	NE	NE	NE	NE	NE	NE	NE	NE	NE	NE	NE	NE	NE	NE	NE	NE	NE	NE
Renal and urinary disorders	Dysuria	< 64 letters	281	44,5	0	0,0	284	45,4	0	0,0	NE		NE	NE	NE	NE	NE	NE	NE	NE	NE	NE	NE	NE	NE	NE	NE	NE	NE	NE	NE	NE	NE	NE
Renal and urinary disorders	Dysuria	>= 64 letters	349	55,2	1	0,3	341	54,6	0	0,0		* Quasi-complete separation of data points detected.				* WARNING: The relative Hessian convergence criterion of 49,754598305 is greater than the limit of 0.0001. The convergence is questionable.			NE	Algorithm converged.	NE	NE	0,3229		NE	Algorithm converged.	NE	NE
Renal and urinary disorders	Dysuria	Missing	2	0,3	0	0,0	0	0,0	0	0,0	NE		NE	NE	NE	NE	NE	NE	NE	NE	NE	NE	NE	NE	NE	NE	NE	NE	NE	NE	NE	NE	NE	NE
Renal and urinary disorders	End stage renal disease	< 64 letters	281	44,5	1	0,4	284	45,4	2	0,7	0,50	Convergence criterion (GCONV=1E-8) satisfied.	0,03	5,53	-0,003	Algorithm converged.	-0,013	0,008	0,51	Algorithm converged.	0,05	5,54	0,5632	0,4036	1,93	Algorithm converged.	0,13	21,73
Renal and urinary disorders	End stage renal disease	>= 64 letters	349	55,2	0	0,0	341	54,6	1	0,3		* Quasi-complete separation of data points detected.				* ERROR: The mean parameter is either invalid or at a limit of its range for some observations.			0,00	Algorithm converged.	0,00	NE	0,3117		>999,99	Algorithm converged.	0,00	NE
Renal and urinary disorders	End stage renal disease	Missing	2	0,3	0	0,0	0	0,0	0	0,0	NE		NE	NE	NE	NE	NE	NE	NE	NE	NE	NE	NE	NE	NE	NE	NE	NE	NE	NE	NE	NE	NE	NE
Renal and urinary disorders	Glycosuria	< 64 letters	281	44,5	0	0,0	284	45,4	0	0,0	NE		NE	NE	NE	NE	NE	NE	NE	NE	NE	NE	NE	NE	NE	NE	NE	NE	NE	NE	NE	NE	NE	NE
Renal and urinary disorders	Glycosuria	>= 64 letters	349	55,2	1	0,3	341	54,6	0	0,0		* Quasi-complete separation of data points detected.				* WARNING: The relative Hessian convergence criterion of 49,754598305 is greater than the limit of 0.0001. The convergence is questionable.			NE	Algorithm converged.	NE	NE	0,3229		NE	Algorithm converged.	NE	NE
Renal and urinary disorders	Glycosuria	Missing	2	0,3	0	0,0	0	0,0	0	0,0	NE		NE	NE	NE	NE	NE	NE	NE	NE	NE	NE	NE	NE	NE	NE	NE	NE	NE	NE	NE	NE	NE	NE
Renal and urinary disorders	Haematuria	< 64 letters	281	44,5	0	0,0	284	45,4	1	0,4		* Quasi-complete separation of data points detected.				* ERROR: The mean parameter is either invalid or at a limit of its range for some observations.			0,00	Algorithm converged.	0,00	NE	0,3199	0,1398	>999,99	Algorithm converged.	0,00	NE
Renal and urinary disorders	Haematuria	>= 64 letters	349	55,2	3	0,9	341	54,6	1	0,3	2,95	Convergence criterion (GCONV=1E-8) satisfied.	0,31	28,47	0,006	Algorithm converged.	-0,006	0,017	2,93	Algorithm converged.	0,31	28,04	0,9270		0,34	Algorithm converged.	0,04	3,24
Renal and urinary disorders	Haematuria	Missing	2	0,3	0	0,0	0	0,0	0	0,0	NE		NE	NE	NE	NE	NE	NE	NE	NE	NE	NE	NE	NE	NE	NE	NE	NE	NE	NE	NE	NE	NE	NE
Renal and urinary disorders	Hydronephrosis	< 64 letters	281	44,5	1	0,4	284	45,4	0	0,0		* Quasi-complete separation of data points detected.				* WARNING: Negative of Hessian not positive definite.				Algorithm converged.	NE	NE	0,3147		NE	Algorithm converged.	NE	NE
Renal and urinary disorders	Hydronephrosis	>= 64 letters	349	55,2	0	0,0	341	54,6	0	0,0	NE		NE	NE	NE	NE	NE	NE	NE	NE	NE	NE	NE	NE	NE	NE	NE	NE	NE	NE	NE	NE	NE	NE
Renal and urinary disorders	Hydronephrosis	Missing	2	0,3	0	0,0	0	0,0	0	0,0	NE		NE	NE	NE	NE	NE	NE	NE	NE	NE	NE	NE	NE	NE	NE	NE	NE	NE	NE	NE	NE	NE	NE
Renal and urinary disorders	Hypertonic bladder	< 64 letters	281	44,5	0	0,0	284	45,4	0	0,0	NE		NE	NE	NE	NE	NE	NE	NE	NE	NE	NE	NE	NE	NE	NE	NE	NE	NE	NE	NE	NE	NE	NE
Renal and urinary disorders	Hypertonic bladder	>= 64 letters	349	55,2	0	0,0	341	54,6	1	0,3		* Quasi-complete separation of data points detected.				* ERROR: The mean parameter is either invalid or at a limit of its range for some observations.			0,00	Algorithm converged.	0,00	NE	0,3117		>999,99	Algorithm converged.	0,00	NE
Renal and urinary disorders	Hypertonic bladder	Missing	2	0,3	0	0,0	0	0,0	0	0,0	NE		NE	NE	NE	NE	NE	NE	NE	NE	NE	NE	NE	NE	NE	NE	NE	NE	NE	NE	NE	NE	NE	NE
Renal and urinary disorders	Metabolic nephropathy	< 64 letters	281	44,5	0	0,0	284	45,4	0	0,0	NE		NE	NE	NE	NE	NE	NE	NE	NE	NE	NE	NE	NE	NE	NE	NE	NE	NE	NE	NE	NE	NE	NE
Renal and urinary disorders	Metabolic nephropathy	>= 64 letters	349	55,2	1	0,3	341	54,6	0	0,0		* Quasi-complete separation of data points detected.				* WARNING: The relative Hessian convergence criterion of 49,754598305 is greater than the limit of 0.0001. The convergence is questionable.			NE	Algorithm converged.	NE	NE	0,3229		NE	Algorithm converged.	NE	NE
Renal and urinary disorders	Metabolic nephropathy	Missing	2	0,3	0	0,0	0	0,0	0	0,0	NE		NE	NE	NE	NE	NE	NE	NE	NE	NE	NE	NE	NE	NE	NE	NE	NE	NE	NE	NE	NE	NE	NE
Renal and urinary disorders	Microalbuminuria	< 64 letters	281	44,5	0	0,0	284	45,4	0	0,0	NE		NE	NE	NE	NE	NE	NE	NE	NE	NE	NE	NE	NE	NE	NE	NE	NE	NE	NE	NE	NE	NE	NE
Renal and urinary disorders	Microalbuminuria	>= 64 letters	349	55,2	0	0,0	341	54,6	1	0,3		* Quasi-complete separation of data points detected.				* ERROR: Error in computing the link function, its derivatives, or the variance function.			0,00	Algorithm converged.	0,00	NE	0,3117		>999,99	Algorithm converged.	0,00	NE
Renal and urinary disorders	Microalbuminuria	Missing	2	0,3	0	0,0	0	0,0	0	0,0	NE		NE	NE	NE	NE	NE	NE	NE	NE	NE	NE	NE	NE	NE	NE	NE	NE	NE	NE	NE	NE	NE	NE
Renal and urinary disorders	Mixed incontinence	< 64 letters	281	44,5	0	0,0	284	45,4	1	0,4		* Quasi-complete separation of data points detected.				* ERROR: The mean parameter is either invalid or at a limit of its range for some observations.			0,00	Algorithm converged.	0,00	NE	0,3199		>999,99	Algorithm converged.	0,00	NE
Renal and urinary disorders	Mixed incontinence	>= 64 letters	349	55,2	0	0,0	341	54,6	0	0,0	NE		NE	NE	NE	NE	NE	NE	NE	NE	NE	NE	NE	NE	NE	NE	NE	NE	NE	NE	NE	NE	NE	NE
Renal and urinary disorders	Mixed incontinence	Missing	2	0,3	0	0,0	0	0,0	0	0,0	NE		NE	NE	NE	NE	NE	NE	NE	NE	NE	NE	NE	NE	NE	NE	NE	NE	NE	NE	NE	NE	NE	NE
Renal and urinary disorders	Nephrolithiasis	< 64 letters	281	44,5	1	0,4	284	45,4	0	0,0		* Quasi-complete separation of data points detected.				* WARNING: Negative of Hessian not positive definite.				Algorithm converged.	NE	NE	0,3147	0,2026	NE	Algorithm converged.	NE	NE
Renal and urinary disorders	Nephrolithiasis	>= 64 letters	349	55,2	2	0,6	341

| | | |

Reproductive system and breast disorders	Vulvovaginal pruritus	Missing	2	0,3	0	0,0	0	0,0	0	0,0	NE			NE	NE	NE		NE	NE	NE	NE		NE	NE	NE	NE		NE		NE	NE	NE
Respiratory, thoracic and mediastinal disorders		< 64 letters	281	44,5	37	13,2	284	45,4	22	7,7	1,81		Convergence criterion (GCONV=1E-8) satisfied.	1,04	3,15	0,054		Algorithm converged.	0,004	0,105	1,70		Algorithm converged.	1,03	2,81	0,0353	0,3430	0,59		Algorithm converged.	0,36	0,97
Respiratory, thoracic and mediastinal disorders		>= 64 letters	349	55,2	39	11,2	341	54,6	31	9,1	1,26		Convergence criterion (GCONV=1E-8) satisfied.	0,77	2,07	0,021		Algorithm converged.	-0,024	0,066	1,23		Algorithm converged.	0,79	1,92	0,3650		0,81		Algorithm converged.	0,52	1,27
Respiratory, thoracic and mediastinal disorders		Missing	2	0,3	0	0,0	0	0,0	0	0,0	NE			NE	NE	NE		NE	NE	NE	NE		NE	NE	NE	NE		NE		NE	NE	NE
Respiratory, thoracic and mediastinal disorders	Acquired diaphragmatic eventration	< 64 letters	281	44,5	0	0,0	284	45,4	1	0,4		*	Quasi-complete separation of data points detected.				*	ERROR: The mean parameter is either invalid or at a limit of its range for some observations.			0,00		Algorithm converged.	0,00	NE	0,3199	NE	>999.99		Algorithm converged.	0,00	NE
Respiratory, thoracic and mediastinal disorders	Acquired diaphragmatic eventration	>= 64 letters	349	55,2	0	0,0	341	54,6	0	0,0	NE			NE	NE	NE		NE	NE	NE	NE		NE	NE	NE	NE		NE		NE	NE	NE
Respiratory, thoracic and mediastinal disorders	Acquired diaphragmatic eventration	Missing	2	0,3	0	0,0	0	0,0	0	0,0	NE			NE	NE	NE		NE	NE	NE	NE		NE	NE	NE	NE		NE		NE	NE	NE
Respiratory, thoracic and mediastinal disorders	Acute respiratory failure	< 64 letters	281	44,5	1	0,4	284	45,4	3	1,1	0,33		Convergence criterion (GCONV=1E-8) satisfied.	0,03	3,24	-0,007		Algorithm converged.	-0,021	0,007	0,34		Algorithm converged.	0,04	3,22	0,3212	0,6783	2,97		Algorithm converged.	0,31	28,36
Respiratory, thoracic and mediastinal disorders	Acute respiratory failure	>= 64 letters	349	55,2	3	0,9	341	54,6	5	1,5	0,58		Convergence criterion (GCONV=1E-8) satisfied.	0,14	2,46	-0,006		Algorithm converged.	-0,022	0,010	0,59		Algorithm converged.	0,14	2,43	0,4570		1,71		Algorithm converged.	0,41	7,08
Respiratory, thoracic and mediastinal disorders	Acute respiratory failure	Missing	2	0,3	0	0,0	0	0,0	0	0,0	NE			NE	NE	NE		NE	NE	NE	NE		NE	NE	NE	NE		NE		NE	NE	NE
Respiratory, thoracic and mediastinal disorders	Asthma	< 64 letters	281	44,5	1	0,4	284	45,4	1	0,4	1,01		Convergence criterion (GCONV=1E-8) satisfied.	0,06	16,24	0,000		Algorithm converged.	-0,010	0,010	1,01		Algorithm converged.	0,06	16,08	0,9940	0,5564	0,99		Algorithm converged.	0,06	15,74
Respiratory, thoracic and mediastinal disorders	Asthma	>= 64 letters	349	55,2	3	0,9	341	54,6	1	0,3	2,95		Convergence criterion (GCONV=1E-8) satisfied.	0,31	28,47	0,006		Algorithm converged.	-0,006	0,017	2,93		Algorithm converged.	0,31	28,04	0,3276		0,34		Algorithm converged.	0,04	3,26
Respiratory, thoracic and mediastinal disorders	Asthma	Missing	2	0,3	0	0,0	0	0,0	0	0,0	NE			NE	NE	NE		NE	NE	NE	NE		NE	NE	NE	NE		NE		NE	NE	NE
Respiratory, thoracic and mediastinal disorders	Atelectasis	< 64 letters	281	44,5	1	0,4	284	45,4	0	0,0		*	Quasi-complete separation of data points detected.				*	WARNING: Negative of Hessian not positive definite.			NE		Algorithm converged.	NE	NE	0,3147	1,0000	NE		Algorithm converged.	NE	NE
Respiratory, thoracic and mediastinal disorders	Atelectasis	>= 64 letters	349	55,2	1	0,3	341	54,6	0	0,0		*	Quasi-complete separation of data points detected.				*	WARNING: The relative Hessian convergence criterion of 53.071571525 is greater than the limit of 0.0001. The convergence is questionable.			NE		Algorithm converged.	NE	NE	0,3229		NE		Algorithm converged.	NE	NE
Respiratory, thoracic and mediastinal disorders	Atelectasis	Missing	2	0,3	0	0,0	0	0,0	0	0,0	NE			NE	NE	NE		NE	NE	NE	NE		NE	NE	NE	NE		NE		NE	NE	NE
Respiratory, thoracic and mediastinal disorders	Bronchospasm	< 64 letters	281	44,5	0	0,0	284	45,4	1	0,4		*	Quasi-complete separation of data points detected.				*	ERROR: The mean parameter is either invalid or at a limit of its range for some observations.			0,00		Algorithm converged.	0,00	NE	0,3199	0,3112	>999.99		Algorithm converged.	0,00	NE
Respiratory, thoracic and mediastinal disorders	Bronchospasm	>= 64 letters	349	55,2	1	0,3	341	54,6	1	0,3	0,98		Convergence criterion (GCONV=1E-8) satisfied.	0,06	15,68	0,000		Algorithm converged.	-0,008	0,008	0,98		Algorithm converged.	0,06	15,56	0,9869		1,02		Algorithm converged.	0,06	16,30
Respiratory, thoracic and mediastinal disorders	Bronchospasm	Missing	2	0,3	0	0,0	0	0,0	0	0,0	NE			NE	NE	NE		NE	NE	NE	NE		NE	NE	NE	NE		NE		NE	NE	NE
Respiratory, thoracic and mediastinal disorders	Chronic obstructive pulmonary disease	< 64 letters	281	44,5	3	1,1	284	45,4	1	0,4	3,05		Convergence criterion (GCONV=1E-8) satisfied.	0,32	29,53	0,007		Algorithm converged.	-0,007	0,021	3,03		Algorithm converged.	0,32	28,97	0,3109	0,4828	0,33		Algorithm converged.	0,03	3,15
Respiratory, thoracic and mediastinal disorders	Chronic obstructive pulmonary disease	>= 64 letters	349	55,2	1	0,3	341	54,6	0	0,0		*	Quasi-complete separation of data points detected.				*	WARNING: The relative Hessian convergence criterion of 53.071571525 is greater than the limit of 0.0001. The convergence is questionable.			NE		Algorithm converged.	NE	NE	0,3229		NE		Algorithm converged.	NE	NE
Respiratory, thoracic and mediastinal disorders	Chronic obstructive pulmonary disease	Missing	2	0,3	0	0,0	0	0,0	0	0,0	NE			NE	NE	NE		NE	NE	NE	NE		NE	NE	NE	NE		NE		NE	NE	NE
Respiratory, thoracic and mediastinal disorders	Cough	< 64 letters	281	44,5	11	3,9	284	45,4	9	3,2	1,24		Convergence criterion (GCONV=1E-8) satisfied.	0,51	3,05	0,007		Algorithm converged.	-0,023	0,038	1,24		Algorithm converged.	0,52	2,93	0,6319	0,5464	0,81		Algorithm converged.	0,34	1,92
Respiratory, thoracic and mediastinal disorders	Cough	>= 64 letters	349	55,2	13	3,7	341	54,6	7	2,1	1,85		Convergence criterion (GCONV=1E-8) satisfied.	0,73	4,68	0,017		Algorithm converged.	-0,008	0,042	1,81		Algorithm converged.	0,73	4,49	0,1909		0,55		Algorithm converged.	0,22	1,36
Respiratory, thoracic and mediastinal disorders	Cough	Missing	2	0,3	0	0,0	0	0,0	0	0,0	NE			NE	NE	NE		NE	NE	NE	NE		NE	NE	NE	NE		NE		NE	NE	NE
Respiratory, thoracic and mediastinal disorders	Dyspnoea	< 64 letters	281	44,5	10	3,6	284	45,4	3	1,1	3,46		Convergence criterion (GCONV=1E-8) satisfied.	0,94	12,69	0,025		Algorithm converged.	0,000	0,050	3,37		Algorithm converged.	0,94	12,11	0,0475	0,2950	0,30		Algorithm converged.	0,08	1,07
Respiratory, thoracic and mediastinal disorders	Dyspnoea	>= 64 letters	349	55,2	7	2,0	341	54,6	5	1,5	1,38		Convergence criterion (GCONV=1E-8) satisfied.	0,43	4,38	0,005		Algorithm converged.	-0,014	0,025	1,37		Algorithm converged.	0,44	4,27	0,5881		0,73		Algorithm converged.	0,23	2,28
Respiratory, thoracic and mediastinal disorders	Dyspnoea	Missing	2	0,3	0	0,0	0	0,0	0	0,0	NE			NE	NE	NE		NE	NE	NE	NE		NE	NE	NE	NE		NE		NE	NE	NE
Respiratory, thoracic and mediastinal disorders	Dyspnoea exertional	< 64 letters	281	44,5	2	0,7	284	45,4	0	0,0		*	Quasi-complete separation of data points detected.				*	WARNING: Negative of Hessian not positive definite.			NE		Algorithm converged.	NE	NE	0,1547	0,0492	NE		Algorithm converged.	NE	NE
Respiratory, thoracic and mediastinal disorders	Dyspnoea exertional	>= 64 letters	349	55,2	0	0,0	341	54,6	1	0,3		*	Quasi-complete separation of data points detected.				*	ERROR: Error in computing the link function, its derivatives, or the variance function.			0,00		Algorithm converged.	0,00	NE	0,3117		>999.99		Algorithm converged.	0,00	NE
Respiratory, thoracic and mediastinal disorders	Dyspnoea exertional	Missing	2	0,3	0	0,0	0	0,0	0	0,0	NE			NE	NE	NE		NE	NE	NE	NE		NE	NE	NE	NE		NE		NE	NE	NE
Respiratory, thoracic and mediastinal disorders	Epistaxis	< 64 letters	281	44,5	0	0,0	284	45,4	1	0,4		*	Quasi-complete separation of data points detected.				*	ERROR: The mean parameter is either invalid or at a limit of its range for some observations.			0,00		Algorithm converged.	0,00	NE	0,3199	0,4153	>999.99		Algorithm converged.	0,00	NE
Respiratory, thoracic and mediastinal disorders	Epistaxis	>= 64 letters	349	55,2	1	0,3	341	54,6	2	0,6	0,49		Convergence criterion (GCONV=1E-8) satisfied.	0,04	5,40	-0,003		Algorithm converged.	-0,013	0,007	0,49		Algorithm converged.	0,04	5,36	0,5496		2,05		Algorithm converged.	0,19	22,47
Respiratory, thoracic and mediastinal disorders	Epistaxis	Missing	2	0,3	0	0,0	0	0,0	0	0,0	NE			NE	NE	NE		NE	NE	NE	NE		NE	NE	NE	NE		NE		NE	NE	NE
Respiratory, thoracic and mediastinal disorders	Haemoptysis	< 64 letters	281	44,5	1	0,4	284	45,4	0	0,0		*	Quasi-complete separation of data points detected.				*	WARNING: Negative of Hessian not positive definite.			NE		Algorithm converged.	NE	NE	0,3147	NE	NE		Algorithm converged.	NE	NE
Respiratory, thoracic and mediastinal disorders	Haemoptysis	>= 64 letters	349	55,2	0	0,0	341	54,6	0	0,0	NE			NE	NE	NE		NE	NE	NE	NE		NE	NE	NE	NE		NE		NE	NE	NE
Respiratory, thoracic and mediastinal disorders	Haemoptysis	Missing	2	0,3	0	0,0	0	0,0	0	0,0	NE			NE	NE	NE		NE	NE	NE	NE		NE	NE	NE	NE		NE		NE	NE	NE
Respiratory, thoracic and mediastinal disorders	Hypoxia	< 64 letters	281	44,5	2	0,7	284	45,4	1	0,4	2,03		Convergence criterion (GCONV=1E-8) satisfied.	0,18	22,50	0,004		Algorithm converged.	-0,008	0,016	2,02		Algorithm converged.	0,18	22,17	0,5568	0,1842	0,49		Algorithm converged.	0,05	5,43
Respiratory, thoracic and mediastinal disorders	Hypoxia	>= 64 letters	349	55,2	0	0,0	341	54,6	1	0,3		*	Quasi-complete separation of data points detected.				*	ERROR: The mean parameter is either invalid or at a limit of its range for some observations.			0,00		Algorithm converged.	0,00	NE	0,3117		>999.99		Algorithm converged.	0,00	NE
Respiratory, thoracic and mediastinal disorders	Hypoxia	Missing	2	0,3	0	0,0	0	0,0	0	0,0	NE			NE	NE	NE		NE	NE	NE	NE		NE	NE	NE	NE		NE		NE	NE	NE
Respiratory, thoracic and mediastinal disorders	Increased upper airway secretion	< 64 letters	281	44,5	0	0,0	284	45,4	0	0,0	NE			NE	NE	NE		NE	NE	NE	NE		NE	NE	NE	NE	NE	NE		NE	NE	NE
Respiratory, thoracic and mediastinal disorders	Increased upper airway secretion	>= 64 letters	349	55,2	1	0,3	341	54,6	0	0,0		*	Quasi-complete separation of data points detected.				*	WARNING: The relative Hessian convergence criterion of 53.071571525 is greater than the limit of 0.0001. The convergence is questionable.			NE		Algorithm converged.	NE	NE	0,3229		NE		Algorithm converged.	NE	NE
Respiratory, thoracic and mediastinal disorders	Increased upper airway secretion	Missing	2	0,3	0	0,0	0	0,0	0	0,0	NE			NE	NE	NE		NE	NE	NE	NE		NE	NE	NE	NE		NE		NE	NE	NE
Respiratory, thoracic and mediastinal disorders	Laryngeal oedema	< 64 letters	281	44,5	0	0,0	284	45,4	0	0,0	NE			NE	NE	NE		NE	NE	NE	NE		NE	NE	NE	NE	NE	NE		NE	NE	NE
Respiratory, thoracic and mediastinal disorders	Laryngeal oedema	>= 64 letters	349	55,2	1	0,3	341	54,6	0	0,0		*	Quasi-complete separation of data points detected.				*	WARNING: The relative Hessian convergence criterion of 49.754598305 is greater than the limit of 0.0001. The convergence is questionable.			NE		Algorithm converged.	NE	NE	0,3229		NE		Algorithm converged.	NE	NE
Respiratory, thoracic and mediastinal disorders	Laryngeal oedema	Missing	2	0,3	0	0,0	0	0,0	0	0,0	NE			NE	NE	NE		NE	NE	NE	NE		NE	NE	NE	NE		NE		NE	NE	NE
Respiratory, thoracic and mediastinal disorders	Lower respiratory tract congestion	< 64 letters	281	44,5	0	0,0	284	45,4	0	0,0	NE			NE	NE	NE		NE	NE	NE	NE		NE	NE	NE	NE	1,0000	NE		NE	NE	NE
Respiratory, thoracic and mediastinal disorders	Lower respiratory tract congestion	>= 64 letters	349	55,2	2	0,6	341	54,6	2	0,6	0,98		Convergence criterion (GCONV=1E-8) satisfied.	0,14	6,97	0,000		Algorithm converged.	-0,011	0,011	0,98		Algorithm converged.	0,14	6,90	0,9815		1,02		Algorithm converged.	0,14	7,22
Respiratory, thoracic and mediastinal disorders	Lower respiratory tract congestion	Missing	2	0,3	0	0,0	0	0,0	0	0,0	NE			NE	NE	NE		NE	NE	NE	NE		NE	NE	NE	NE		NE		NE	NE	NE
Respiratory, thoracic and mediastinal disorders	Lung cyst	< 64 letters	281	44,5	1	0,4	284	45,4	0	0,0		*	Quasi-complete separation of data points detected.				*	WARNING: Negative of Hessian not positive definite.			NE		Algorithm converged.	NE	NE	0,3147	NE	NE		Algorithm converged.	NE	NE
Respiratory, thoracic and mediastinal disorders	Lung cyst	>= 64 letters	349	55,2	0	0,0	341	54,6	0	0,0	NE			NE	NE	NE		NE	NE	NE	NE		NE	NE	NE	NE		NE		NE	NE	NE
Respiratory, thoracic and mediastinal disorders	Lung cyst	Missing	2	0,3	0	0,0	0	0,0	0	0,0	NE			NE	NE	NE		NE	NE	NE	NE		NE	NE	NE	NE		NE		NE	NE	NE
Respiratory, thoracic and mediastinal disorders	Lung disorder	< 64 letters	281	44,5	0	0,0	284	45,4	0	0,0	NE			NE	NE	NE		NE	NE	NE	NE		NE	NE	NE	NE	NE	NE		NE	NE	NE
Respiratory, thoracic and mediastinal disorders	Lung disorder	>= 64 letters	349	55,2	1	0,3	341	54,6	0	0,0		*	Quasi-complete separation of data points detected.				*	WARNING: The relative Hessian convergence criterion of 49.754598305 is greater than the limit of 0.0001. The convergence is questionable.			NE		Algorithm converged.	NE	NE	0,3229		NE		Algorithm converged.	NE	NE
Respiratory, thoracic and mediastinal disorders	Lung disorder	Missing	2	0,3	0	0,0	0	0,0	0	0,0	NE			NE	NE	NE		NE	NE	NE	NE		NE	NE	NE	NE		NE		NE	NE	NE
Respiratory, thoracic and mediastinal disorders	Nasal congestion	< 64 letters	281	44,5	0	0,0	284	45,4	0	0,0	NE			NE	NE	NE		NE	NE	NE	NE		NE	NE	NE	NE	NE	NE		NE	NE	NE
Respiratory, thoracic and mediastinal disorders	Nasal congestion	>= 64 letters	349	55,2	1	0,3	341	54,6	0	0,0		*	Quasi-complete separation of data points detected.				*	WARNING: The relative Hessian convergence criterion of 53.071571525 is greater than the limit of 0.0001. The convergence is questionable.			NE		Algorithm converged.	NE	NE	0,3229		NE		Algorithm converged.	NE	NE
Respiratory, thoracic and mediastinal disorders	Nasal congestion	Missing	2	0,3	0	0,0	0	0,0	0	0,0	NE			NE	NE	NE		NE	NE	NE	NE		NE	NE	NE	NE		NE		NE	NE	NE
Respiratory, thoracic and mediastinal disorders	Oropharyngeal pain	< 64 letters	281	44,5	1	0,4	284	45,4	0	0,0		*	Quasi-complete separation of data points detected.				*	WARNING: Negative of Hessian not positive definite.			NE		Algorithm converged.	NE	NE	0,3147	0,2705	NE		Algorithm converged.	NE	NE
Respiratory, thoracic and mediastinal disorders	Oropharyngeal pain	>= 64 letters	349	55,2	2	0,6	341	54,6	2	0,6	0,98		Convergence criterion (GCONV=1E-8) satisfied.	0,14	6,97	0,000		Algorithm converged.	-0,011	0,011	0,98		Algorithm converged.	0,14	6,90	0,9815		1,02		Algorithm converged.	0,14	7,22
Respiratory, thoracic and mediastinal disorders	Oropharyngeal pain	Missing	2	0,3	0	0,0	0	0,0	0	0,0	NE			NE	NE	NE		NE	NE	NE	NE		NE	NE	NE	NE		NE		NE	NE	NE
Respiratory, thoracic and mediastinal disorders	Pharyngeal disorder	< 64 letters	281	44,5	0	0,0	284	45,4	0	0,0	NE			NE	NE	NE		NE	NE	NE	NE		NE	NE	NE	NE	NE	NE		NE	NE	NE
Respiratory, thoracic and mediastinal disorders	Pharyngeal disorder	>= 64 letters	349	55,2	0	0,0	341	54,6	1	0,3		*	Quasi-complete separation of data points detected.				*	ERROR: The mean parameter is either invalid or at a limit of its range for some observations.			0,00		Algorithm converged.	0,00	NE	0,3117		>999.99		Algorithm converged.	0,00	NE
Respiratory, thoracic and mediastinal disorders	Pharyngeal disorder	Missing	2	0,3	0	0,0	0	0,0	0	0,0	NE			NE	NE	NE		NE	NE	NE	NE		NE	NE	NE	NE		NE		NE	NE	NE
Respiratory, thoracic and mediastinal disorders	Pleural effusion	< 64 letters	281	44,5	6	2,1	284	45,4	3	1,1	2,04		Convergence criterion (GCONV=1E-8) satisfied.	0,51	8,25	0,011		Algorithm converged.	-0,010	0,031	2,02		Algorithm converged.	0,51	8,00	0,3062	0,2980	0,49		Algorithm converged.	0,12	1,96
Respiratory, thoracic and mediastinal disorders	Pleural effusion	>= 64 letters	349	55,2	1	0,3	341	54,6	2	0,6	0,49		Convergence criterion (GCONV=1E-8) satisfied.	0,04	5,40	-0,003		Algorithm converged.	-0,013	0,007	0,49		Algorithm converged.	0,04	5,36	0,5496		2,05		Algorithm converged.	0,19	22,47
Respiratory, thoracic and mediastinal disorders	Pleural effusion	Missing	2	0,3	0	0,0	0	0,0	0	0,0	NE			NE	NE	NE		NE	NE	NE	NE		NE	NE	NE	NE		NE		NE	NE	NE
Respiratory, thoracic and mediastinal disorders	Pleuritic pain	< 64 letters	281	44,5	1	0,4	284	45,4	1	0,4	1,01		Convergence criterion (GCONV=1E-8) satisfied.	0,06	16,24	0,000		Algorithm converged.	-0,010	0,010	1,01		Algorithm converged.	0,06	16,08	0,9940	1,0000	0,99		Algorithm converged.	0,06	15,74
Respiratory, thoracic and mediastinal disorders	Pleuritic pain	>= 64 letters	349	55,2	0	0,0	341	54,6	0	0,0	NE			NE	NE	NE		NE	NE	NE	NE		NE	NE	NE	NE		NE		NE	NE	NE
Respiratory, thoracic and mediastinal disorders	Pleuritic pain	Missing	2	0,3	0	0,0	0	0,0	0	0,0	NE			NE	NE	NE		NE	NE	NE	NE		NE	NE	NE	NE		NE		NE	NE	NE
Respiratory, thoracic and mediastinal disorders	Pneumonia aspiration	< 64 letters	281	44,5	1	0,4	284	45,4	0	0,0		*	Quasi-complete separation of data points detected.				*	WARNING: Negative of Hessian not positive definite.			NE		Algorithm converged.	NE	NE	0,3147	NE	NE		Algorithm converged.	NE	NE
Respiratory, thoracic and mediastinal disorders	Pneumonia aspiration	>= 64 letters	349	55,2	0	0,0	341	54,6	0	0,0	NE			NE	NE	NE		NE	NE	NE	NE		NE	NE	NE	NE		NE		NE	NE	NE
Respiratory, thoracic and mediastinal disorders	Pneumonia aspiration	Missing	2	0,3	0	0,0	0	0,0	0	0,0	NE			NE	NE	NE		NE	NE	NE	NE		NE	NE	NE	NE		NE		NE	NE	NE
Respiratory, thoracic and mediastinal disorders	Pneumonitis	< 64 letters	281	44,5	0	0,0	284	45,4	0	0,0	NE			NE	NE	NE		NE	NE	NE	NE		NE	NE	NE	NE	NE	NE		NE	NE	NE
Respiratory, thoracic and mediastinal disorders	Pneumonitis	>= 64 letters	349	55,2	0	0,0	341	54,6	1	0,3		*	Quasi-complete separation of data points detected.				*	ERROR: The mean parameter is either invalid or at a limit of its range for some observations.			0,00		Algorithm converged.	0,00	NE	0,3117		>999.99		Algorithm converged.	0,00	NE
Respiratory, thoracic and mediastinal disorders	Pneumonitis	Missing	2	0,3	0	0,0	0	0,0	0	0,0	NE			NE	NE	NE		NE	NE	NE	NE		NE	NE	NE	NE		NE		NE	NE	NE
Respiratory, thoracic and mediastinal disorders	Productive cough	< 64 letters	281	44,5	1	0,4	284	45,4	0	0,0		*	Quasi-complete separation of data points detected.				*	WARNING: Negative of Hessian not positive definite.			NE		Algorithm converged.	NE	NE	0,3147	0,3008	NE		Algorithm converged.	NE	NE
Respiratory, thoracic and mediastinal disorders	Productive cough	>= 64 letters	349	55,2	1	0,3	341	54,6	1	0,3	0,98		Convergence criterion (GCONV=1E-8) satisfied.	0,06	15,68	0,000		Algorithm converged.	-0,008	0,008	0,98		Algorithm converged.	0,06	15,56	0,9869		1,02		Algorithm converged.	0,06	16,30
Respiratory, thoracic and mediastinal disorders	Productive cough	Missing	2	0,3	0	0,0	0	0,0	0	0,0	NE			NE	NE	NE		NE	NE	NE	NE		NE	NE	NE	NE		NE		NE	NE	NE
Respiratory, thoracic and mediastinal disorders	Pulmonary embolism	< 64 letters	281	44,5	1	0,4	284	45,4	0	0,0		*	Quasi-complete separation of data points detected.				*	WARNING: Negative of Hessian not positive definite.			NE		Algorithm converged.	NE	NE	0,3147	0,0937	NE		Algorithm converged.	NE	NE
Respiratory, thoracic and mediastinal disorders	Pulmonary embolism	>= 64 letters	349	55,2	0	0,0	341	54,6	1	0,3		*	Quasi-complete separation of data points detected.				*	ERROR: The mean parameter is either invalid or at a limit of its range for some observations.			0,00		Algorithm converged.	0,00	NE	0,3117		>999.99		Algorithm converged.	0,00	NE
Respiratory, thoracic and mediastinal disorders	Pulmonary embolism	Missing	2	0,3	0	0,0	0	0,0	0	0,0	NE			NE	NE	NE		NE	NE	NE	NE		NE	NE	NE	NE		NE		NE	NE	NE
Respiratory, thoracic and mediastinal disorders	Pulmonary fibrosis	< 64 letters	281	44,5	1	0,4	284	45,4	0	0,0		*	Quasi-complete separation of data points detected.				*	WARNING: Negative of Hessian not positive definite.			NE		Algorithm converged.	NE	NE	0,3147	1,0000	NE		Algorithm converged.	NE	NE
Respiratory, thoracic and mediastinal disorders	Pulmonary fibrosis	>= 64 letters	349	55,2	1	0,3	341	54,6	0	0,0		*	Quasi-complete separation of data points detected.				*	WARNING: The relative Hessian convergence criterion of 49.754598305 is greater than the limit of 0.0001. The convergence is questionable.			NE		Algorithm converged.	NE	NE	0,3229		NE		Algorithm converged.	NE	NE
Respiratory, thoracic and mediastinal disorders	Pulmonary fibrosis	Missing	2	0,3	0	0,0	0	0,0	0	0,0	NE			NE	NE	NE		NE	NE	NE	NE		NE	NE	NE	NE		NE		NE	NE	NE
Respiratory, thoracic and mediastinal disorders	Pulmonary hypertension	< 64 letters	281	44,5	1	0,4	284	45,4	0	0,0		*	Quasi-complete separation of data points detected.				*	WARNING: Negative of Hessian not positive definite.			NE		Algorithm converged.	NE	NE	0,3147	NE	NE		Algorithm converged.	NE	NE

Respiratory, thoracic and mediastinal disorders	Pulmonary hypertension	>= 64 letters	349	55,2	6	0,6	341	54,6	1	0,1	NE				NE	NE	NE	NE	NE	NE	NE	NE		NE	NE	NE	NE							
Respiratory, thoracic and mediastinal disorders	Pulmonary hypertension	Missing	2	0,3	0	0,0	0	0,0	0	0,0	NE				NE	NE	NE	NE	NE	NE	NE	NE		NE	NE	NE	NE							
Respiratory, thoracic and mediastinal disorders	Pulmonary mass	< 64 letters	281	44,5	0	0,0	284	45,4	1	0,4					Quasi-complete separation of data points detected.				ERROR: The mean parameter is either invalid or at a limit of its range for some observations.			0,00	Algorithm converged.	0,00	NE	0,3192	NE	>999,99	Algorithm converged.	0,00	NE			
Respiratory, thoracic and mediastinal disorders	Pulmonary mass	>= 64 letters	349	55,2	0	0,0	341	54,6	0	0,0	NE				NE	NE	NE	NE	NE	NE	NE	NE		NE	NE	NE	NE							
Respiratory, thoracic and mediastinal disorders	Pulmonary mass	Missing	2	0,3	0	0,0	0	0,0	0	0,0	NE				NE	NE	NE	NE	NE	NE	NE	NE		NE	NE	NE	NE							
Respiratory, thoracic and mediastinal disorders	Pulmonary oedema	< 64 letters	281	44,5	1	0,4	284	45,4	0	0,0					Quasi-complete separation of data points detected.				WARNING: Negative of Hessian not positive definite.			NE	Algorithm converged.	NE	NE	0,3147	0,0937	NE	Algorithm converged.	NE	NE			
Respiratory, thoracic and mediastinal disorders	Pulmonary oedema	>= 64 letters	349	55,2	0	0,0	341	54,6	0	0,0					Quasi-complete separation of data points detected.				ERROR: The mean parameter is either invalid or at a limit of its range for some observations.			0,00	Algorithm converged.	0,00	NE	0,3113		>999,99	Algorithm converged.	0,00	NE			
Respiratory, thoracic and mediastinal disorders	Pulmonary oedema	Missing	2	0,3	0	0,0	0	0,0	0	0,0	NE				NE	NE	NE	NE	NE	NE	NE	NE		NE	NE	NE	NE							
Respiratory, thoracic and mediastinal disorders	Respiratory depression	< 64 letters	281	44,5	0	0,0	284	45,4	0	0,0	NE				NE	NE	NE	NE	NE	NE	NE	NE		NE	NE	NE	NE							
Respiratory, thoracic and mediastinal disorders	Respiratory depression	>= 64 letters	349	55,2	1	0,3	341	54,6	0	0,0					Quasi-complete separation of data points detected.				WARNING: The relative Hessian convergence criterion of 53.0715715525 is greater than the limit of 0.0001. The convergence is questionable.			NE	Algorithm converged.	NE	NE	0,3220		NE	Algorithm converged.	NE	NE			
Respiratory, thoracic and mediastinal disorders	Respiratory depression	Missing	2	0,3	0	0,0	0	0,0	0	0,0	NE				NE	NE	NE	NE	NE	NE	NE	NE		NE	NE	NE	NE							
Respiratory, thoracic and mediastinal disorders	Respiratory failure	< 64 letters	281	44,5	1	0,4	284	45,4	0	0,0					Quasi-complete separation of data points detected.				WARNING: Negative of Hessian not positive definite.			NE	Algorithm converged.	NE	NE	0,3147	0,0937	NE	Algorithm converged.	NE	NE			
Respiratory, thoracic and mediastinal disorders	Respiratory failure	>= 64 letters	349	55,2	0	0,0	341	54,6	1	0,3					Quasi-complete separation of data points detected.				ERROR: The mean parameter is either invalid or at a limit of its range for some observations.			0,00	Algorithm converged.	0,00	NE	0,3117		>999,99	Algorithm converged.	0,00	NE			
Respiratory, thoracic and mediastinal disorders	Respiratory failure	Missing	2	0,3	0	0,0	0	0,0	0	0,0	NE				NE	NE	NE	NE	NE	NE	NE	NE		NE	NE	NE	NE							
Respiratory, thoracic and mediastinal disorders	Rhinitis allergic	< 64 letters	281	44,5	0	0,0	284	45,4	1	0,4					Quasi-complete separation of data points detected.				ERROR: The mean parameter is either invalid or at a limit of its range for some observations.			0,00	Algorithm converged.	0,00	NE	0,3199	0,4157	>999,99	Algorithm converged.	0,00	NE			
Respiratory, thoracic and mediastinal disorders	Rhinitis allergic	>= 64 letters	349	55,2	1	0,3	341	54,6	2	0,6	0,49	Convergence criterion (GCONV=1E-8) satisfied.	0,04	5,40	-0,003	Algorithm converged.				-0,013	0,007	0,49	Algorithm converged.	0,04	5,36	0,5496		2,05	Algorithm converged.	0,10	22,47			
Respiratory, thoracic and mediastinal disorders	Rhinitis allergic	Missing	2	0,3	0	0,0	0	0,0	0	0,0	NE				NE	NE	NE	NE	NE	NE	NE	NE		NE	NE	NE	NE							
Respiratory, thoracic and mediastinal disorders	Rhinorrhoea	< 64 letters	281	44,5	4	1,4	284	45,4	0	0,0					Quasi-complete separation of data points detected.				WARNING: Negative of Hessian not positive definite.			NE	Algorithm converged.	NE	NE	0,0438	0,2528	NE	Algorithm converged.	NE	NE			
Respiratory, thoracic and mediastinal disorders	Rhinorrhoea	>= 64 letters	349	55,2	4	1,1	341	54,6	1	0,3	3,94	Convergence criterion (GCONV=1E-8) satisfied.	0,44	35,43	0,005	Algorithm converged.				-0,006	0,021	3,91	Algorithm converged.	0,44	34,73	0,1870		0,26	Algorithm converged.	0,03	3,28			
Respiratory, thoracic and mediastinal disorders	Rhinorrhoea	Missing	2	0,3	0	0,0	0	0,0	0	0,0	NE				NE	NE	NE	NE	NE	NE	NE	NE		NE	NE	NE	NE							
Respiratory, thoracic and mediastinal disorders	Sleep apnoea syndrome	< 64 letters	281	44,5	1	0,4	284	45,4	0	0,0					Quasi-complete separation of data points detected.				WARNING: Negative of Hessian not positive definite.			NE	Algorithm converged.	NE	NE	0,3147	0,1842	NE	Algorithm converged.	NE	NE			
Respiratory, thoracic and mediastinal disorders	Sleep apnoea syndrome	>= 64 letters	349	55,2	1	0,3	341	54,6	2	0,6	0,49	Convergence criterion (GCONV=1E-8) satisfied.	0,04	5,40	-0,003	Algorithm converged.				-0,013	0,007	0,49	Algorithm converged.	0,04	5,36	0,5496		2,05	Algorithm converged.	0,10	22,47			
Respiratory, thoracic and mediastinal disorders	Sleep apnoea syndrome	Missing	2	0,3	0	0,0	0	0,0	0	0,0	NE				NE	NE	NE	NE	NE	NE	NE	NE		NE	NE	NE	NE							
Respiratory, thoracic and mediastinal disorders	Sneezing	< 64 letters	281	44,5	1	0,4	284	45,4	0	0,0					Quasi-complete separation of data points detected.				WARNING: Negative of Hessian not positive definite.			NE	Algorithm converged.	NE	NE	0,3147	NE	NE	Algorithm converged.	NE	NE			
Respiratory, thoracic and mediastinal disorders	Sneezing	>= 64 letters	349	55,2	0	0,0	341	54,6	0	0,0	NE				NE	NE	NE	NE	NE	NE	NE	NE		NE	NE	NE	NE							
Respiratory, thoracic and mediastinal disorders	Sneezing	Missing	2	0,3	0	0,0	0	0,0	0	0,0	NE				NE	NE	NE	NE	NE	NE	NE	NE		NE	NE	NE	NE							
Respiratory, thoracic and mediastinal disorders	Tachypnoea	< 64 letters	281	44,5	0	0,0	284	45,4	0	0,0	NE				NE	NE	NE	NE	NE	NE	NE	NE		NE	NE	NE	NE							
Respiratory, thoracic and mediastinal disorders	Tachypnoea	>= 64 letters	349	55,2	1	0,3	341	54,6	0	0,0					Quasi-complete separation of data points detected.				WARNING: The relative Hessian convergence criterion of 49.754588305 is greater than the limit of 0.0001. The convergence is questionable.			NE	Algorithm converged.	NE	NE	0,3220		NE	Algorithm converged.	NE	NE			
Respiratory, thoracic and mediastinal disorders	Tachypnoea	Missing	2	0,3	0	0,0	0	0,0	0	0,0	NE				NE	NE	NE	NE	NE	NE	NE	NE		NE	NE	NE	NE							
Respiratory, thoracic and mediastinal disorders	Tracheal inflammation	< 64 letters	281	44,5	1	0,4	284	45,4	0	0,0					Quasi-complete separation of data points detected.				WARNING: Negative of Hessian not positive definite.			NE	Algorithm converged.	NE	NE	0,3147	NE	NE	Algorithm converged.	NE	NE			
Respiratory, thoracic and mediastinal disorders	Tracheal inflammation	>= 64 letters	349	55,2	0	0,0	341	54,6	0	0,0	NE				NE	NE	NE	NE	NE	NE	NE	NE		NE	NE	NE	NE							
Respiratory, thoracic and mediastinal disorders	Tracheal inflammation	Missing	2	0,3	0	0,0	0	0,0	0	0,0	NE				NE	NE	NE	NE	NE	NE	NE	NE		NE	NE	NE	NE							
Respiratory, thoracic and mediastinal disorders	Upper respiratory tract congestion	< 64 letters	281	44,5	3	1,1	284	45,4	0	0,0					Quasi-complete separation of data points detected.				WARNING: Negative of Hessian not positive definite.			NE	Algorithm converged.	NE	NE	0,0811	1,0000	NE	Algorithm converged.	NE	NE			
Respiratory, thoracic and mediastinal disorders	Upper respiratory tract congestion	>= 64 letters	349	55,2	1	0,3	341	54,6	0	0,0					Quasi-complete separation of data points detected.				WARNING: The relative Hessian convergence criterion of 49.754588305 is greater than the limit of 0.0001. The convergence is questionable.			NE	Algorithm converged.	NE	NE	0,3220		NE	Algorithm converged.	NE	NE			
Respiratory, thoracic and mediastinal disorders	Upper respiratory tract congestion	Missing	2	0,3	0	0,0	0	0,0	0	0,0	NE				NE	NE	NE	NE	NE	NE	NE	NE		NE	NE	NE	NE							
Respiratory, thoracic and mediastinal disorders	Upper respiratory tract inflammation	< 64 letters	281	44,5	0	0,0	284	45,4	1	0,4					Quasi-complete separation of data points detected.				ERROR: The mean parameter is either invalid or at a limit of its range for some observations.			0,00	Algorithm converged.	0,00	NE	0,3193	0,3112	>999,99	Algorithm converged.	0,00	NE			
Respiratory, thoracic and mediastinal disorders	Upper respiratory tract inflammation	>= 64 letters	349	55,2	1	0,3	341	54,6	1	0,3	0,98	Convergence criterion (GCONV=1E-8) satisfied.	0,06	15,68	0,000	Algorithm converged.				-0,008	0,008	0,98	Algorithm converged.	0,06	15,56	0,9869		1,02	Algorithm converged.	0,06	16,30			
Respiratory, thoracic and mediastinal disorders	Upper respiratory tract inflammation	Missing	2	0,3	0	0,0	0	0,0	0	0,0	NE				NE	NE	NE	NE	NE	NE	NE	NE		NE	NE	NE	NE							
Skin and subcutaneous tissue disorders		< 64 letters	281	44,5	23	8,2	284	45,4	25	8,8	0,93	Convergence criterion (GCONV=1E-8) satisfied.	0,51	1,67	-0,006	Algorithm converged.				-0,052	0,040	0,93	Algorithm converged.	0,54	1,60	0,7025	0,3396	1,06	Algorithm converged.	0,63	1,85			
Skin and subcutaneous tissue disorders		>= 64 letters	349	55,2	29	8,3	341	54,6	21	6,2	1,38	Convergence criterion (GCONV=1E-8) satisfied.	0,77	2,47	0,022	Algorithm converged.				-0,017	0,060	1,33	Algorithm converged.	0,79	2,32	0,2762		0,74	Algorithm converged.	0,43	1,27			
Skin and subcutaneous tissue disorders		Missing	2	0,3	0	0,0	0	0,0	0	0,0	NE				NE	NE	NE	NE	NE	NE	NE	NE		NE	NE	NE	NE							
Skin and subcutaneous tissue disorders	Actinic keratosis	< 64 letters	281	44,5	2	0,7	284	45,4	0	0,0					Quasi-complete separation of data points detected.				WARNING: Negative of Hessian not positive definite.			NE	Algorithm converged.	NE	NE	0,1567	1,0000	NE	Algorithm converged.	NE	NE			
Skin and subcutaneous tissue disorders	Actinic keratosis	>= 64 letters	349	55,2	1	0,3	341	54,6	0	0,0					Quasi-complete separation of data points detected.				WARNING: The relative Hessian convergence criterion of 49.754588305 is greater than the limit of 0.0001. The convergence is questionable.			NE	Algorithm converged.	NE	NE	0,3220		NE	Algorithm converged.	NE	NE			
Skin and subcutaneous tissue disorders	Actinic keratosis	Missing	2	0,3	0	0,0	0	0,0	0	0,0	NE				NE	NE	NE	NE	NE	NE	NE	NE		NE	NE	NE	NE							
Skin and subcutaneous tissue disorders	Alopecia	< 64 letters	281	44,5	0	0,0	284	45,4	1	0,4					Quasi-complete separation of data points detected.				ERROR: The mean parameter is either invalid or at a limit of its range for some observations.			0,00	Algorithm converged.	0,00	NE	0,3193	0,0348	>999,99	Algorithm converged.	0,00	NE			
Skin and subcutaneous tissue disorders	Alopecia	>= 64 letters	349	55,2	0	0,0	341	54,6	0	0,0					Quasi-complete separation of data points detected.				WARNING: Negative of Hessian not positive definite.			NE	Algorithm converged.	NE	NE	0,0884		NE	Algorithm converged.	NE	NE			
Skin and subcutaneous tissue disorders	Alopecia	Missing	2	0,3	0	0,0	0	0,0	0	0,0	NE				NE	NE	NE	NE	NE	NE	NE	NE		NE	NE	NE	NE							
Skin and subcutaneous tissue disorders	Angioedema	< 64 letters	281	44,5	0	0,0	284	45,4	1	0,4					Quasi-complete separation of data points detected.				ERROR: The mean parameter is either invalid or at a limit of its range for some observations.			0,00	Algorithm converged.	0,00	NE	0,3193	0,3112	>999,99	Algorithm converged.	0,00	NE			
Skin and subcutaneous tissue disorders	Angioedema	>= 64 letters	349	55,2	1	0,3	341	54,6	1	0,3	0,98	Convergence criterion (GCONV=1E-8) satisfied.	0,06	15,68	0,000	Algorithm converged.				-0,008	0,008	0,98	Algorithm converged.	0,06	15,56	0,9869		1,02	Algorithm converged.	0,06	16,30			
Skin and subcutaneous tissue disorders	Angioedema	Missing	2	0,3	0	0,0	0	0,0	0	0,0	NE				NE	NE	NE	NE	NE	NE	NE	NE		NE	NE	NE	NE							
Skin and subcutaneous tissue disorders	Blister	< 64 letters	281	44,5	1	0,4	284	45,4	3	1,1	0,33	Convergence criterion (GCONV=1E-8) satisfied.	0,03	3,24	-0,007	Algorithm converged.				-0,021	0,007	0,34	Algorithm converged.	0,04	3,22	0,3212	0,1536	2,97	Algorithm converged.	0,31	28,38			
Skin and subcutaneous tissue disorders	Blister	>= 64 letters	349	55,2	3	0,9	341	54,6	1	0,3	2,95	Convergence criterion (GCONV=1E-8) satisfied.	0,31	28,47	0,006	Algorithm converged.				-0,006	0,017	2,93	Algorithm converged.	0,31	28,04	0,3270		0,34	Algorithm converged.	0,04	3,29			
Skin and subcutaneous tissue disorders	Blister	Missing	2	0,3	0	0,0	0	0,0	0	0,0	NE				NE	NE	NE	NE	NE	NE	NE	NE		NE	NE	NE	NE							
Skin and subcutaneous tissue disorders	Dermal cyst	< 64 letters	281	44,5	1	0,4	284	45,4	0	0,0					Quasi-complete separation of data points detected.				WARNING: Negative of Hessian not positive definite.			NE	Algorithm converged.	NE	NE	0,3147	0,3008	NE	Algorithm converged.	NE	NE			
Skin and subcutaneous tissue disorders	Dermal cyst	>= 64 letters	349	55,2	1	0,3	341	54,6	1	0,3	0,98	Convergence criterion (GCONV=1E-8) satisfied.	0,06	15,68	0,000	Algorithm converged.				-0,008	0,008	0,98	Algorithm converged.	0,06	15,56	0,9869		1,02	Algorithm converged.	0,06	16,30			
Skin and subcutaneous tissue disorders	Dermal cyst	Missing	2	0,3	0	0,0	0	0,0	0	0,0	NE				NE	NE	NE	NE	NE	NE	NE	NE		NE	NE	NE	NE							
Skin and subcutaneous tissue disorders	Dermatitis	< 64 letters	281	44,5	1	0,4	284	45,4	4	1,4	1,01	Convergence criterion (GCONV=1E-8) satisfied.	0,06	16,24	0,000	Algorithm converged.				-0,010	0,010	1,01	Algorithm converged.	0,06	16,08	0,9940	0,7229	0,99	Algorithm converged.	0,06	15,74			
Skin and subcutaneous tissue disorders	Dermatitis	>= 64 letters	349	55,2	2	0,6	341	54,6	1	0,3	1,96	Convergence criterion (GCONV=1E-8) satisfied.	0,18	21,71	0,003	Algorithm converged.				-0,007	0,013	1,95	Algorithm converged.	0,18	21,45	0,5788		0,51	Algorithm converged.	0,05	5,62			
Skin and subcutaneous tissue disorders	Dermatitis	Missing	2	0,3	0	0,0	0	0,0	0	0,0	NE				NE	NE	NE	NE	NE	NE	NE	NE		NE	NE	NE	NE							
Skin and subcutaneous tissue disorders	Dermatitis allergic	< 64 letters	281	44,5	0	0,0	284	45,4	0	0,0	NE				NE	NE	NE	NE	NE	NE	NE	NE		NE	NE	NE	NE							
Skin and subcutaneous tissue disorders	Dermatitis allergic	>= 64 letters	349	55,2	2	0,6	341	54,6	0	0,0					Quasi-complete separation of data points detected.				WARNING: Negative of Hessian not positive definite.			NE	Algorithm converged.	NE	NE	0,1618		NE	Algorithm converged.	NE	NE			
Skin and subcutaneous tissue disorders	Dermatitis allergic	Missing	2	0,3	0	0,0	0	0,0	0	0,0	NE				NE	NE	NE	NE	NE	NE	NE	NE		NE	NE	NE	NE							
Skin and subcutaneous tissue disorders	Dermatitis atopic	< 64 letters	281	44,5	1	0,4	284	45,4	0	0,0					Quasi-complete separation of data points detected.				WARNING: Negative of Hessian not positive definite.			NE	Algorithm converged.	NE	NE	0,3147	NE	NE	Algorithm converged.	NE	NE			
Skin and subcutaneous tissue disorders	Dermatitis atopic	>= 64 letters	349	55,2	0	0,0	341	54,6	0	0,0	NE				NE	NE	NE	NE	NE	NE	NE	NE		NE	NE	NE	NE							
Skin and subcutaneous tissue disorders	Dermatitis atopic	Missing	2	0,3	0	0,0	0	0,0	0	0,0	NE				NE	NE	NE	NE	NE	NE	NE	NE		NE	NE	NE	NE							
Skin and subcutaneous tissue disorders	Dermatitis contact	< 64 letters	281	44,5	1	0,4	284	45,4	2	0,7	0,50	Convergence criterion (GCONV=1E-8) satisfied.	0,05	5,59	-0,003	Algorithm converged.				-0,015	0,008	0,51	Algorithm converged.	0,05	5,54	0,5652	0,6726	1,98	Algorithm converged.	0,18	21,71			
Skin and subcutaneous tissue disorders	Dermatitis contact	>= 64 letters	349	55,2	2	0,6	341	54,6	2	0,6	0,98	Convergence criterion (GCONV=1E-8) satisfied.	0,14	6,93	0,000	Algorithm converged.				-0,011	0,011	0,99	Algorithm converged.	0,14	6,90	0,9815		1,02	Algorithm converged.	0,14	7,22			
Skin and subcutaneous tissue disorders	Dermatitis contact	Missing	2	0,3	0	0,0	0	0,0	0	0,0	NE				NE	NE	NE	NE	NE	NE	NE	NE		NE	NE	NE	NE							
Skin and subcutaneous tissue disorders	Diabetic dermopathy	< 64 letters	281	44,5	0	0,0	284	45,4	1	0,4					Quasi-complete separation of data points detected.				ERROR: The mean parameter is either invalid or at a limit of its range for some observations.			0,00	Algorithm converged.	0,00	NE	0,3193	NE	>999,99	Algorithm converged.	0,00	NE			
Skin and subcutaneous tissue disorders	Diabetic dermopathy	>= 64 letters	349	55,2	0	0,0	341	54,6	0	0,0	NE				NE	NE	NE	NE	NE	NE	NE	NE		NE	NE	NE	NE							
Skin and subcutaneous tissue disorders	Diabetic dermopathy	Missing	2	0,3	0	0,0	0	0,0	0	0,0	NE				NE	NE	NE	NE	NE	NE	NE	NE		NE	NE	NE	NE							
Skin and subcutaneous tissue disorders	Diabetic foot	< 64 letters	281	44,5	3	1,1	284	45,4	4	2,1	0,50	Convergence criterion (GCONV=1E-8) satisfied.	0,12	2,02	-0,010	Algorithm converged.				-0,031	0,010	0,51	Algorithm converged.	0,13	2,00	0,3216	0,5040	1,98	Algorithm converged.	0,51	7,83			
Skin and subcutaneous tissue disorders	Diabetic foot	>= 64 letters	349	55,2	4	1,1	341	54,6	4	1,2	0,93	Convergence criterion (GCONV=1E-8) satisfied.	0,24	3,94	0,000	Algorithm converged.				-0,018	0,018	0,94	Algorithm converged.	0,25	3,88	0,9737		1,02	Algorithm converged.	0,24	4,04			
Skin and subcutaneous tissue disorders	Diabetic foot	Missing	2	0,3	0	0,0	0	0,0	0	0,0	NE				NE	NE	NE	NE	NE	NE	NE	NE		NE	NE	NE	NE							
Skin and subcutaneous tissue disorders	Dry skin	< 64 letters	281	44,5	2	0,7	284	45,4	0	0,0					Quasi-complete separation of data points detected.				WARNING: Negative of Hessian not positive definite.			NE	Algorithm converged.	NE	NE	0,1567	0,0432	NE	Algorithm converged.	NE	NE			
Skin and subcutaneous tissue disorders	Dry skin	>= 64 letters	349	55,2	0	0,0	341	54,6	1	0,3					Quasi-complete separation of data points detected.				ERROR: Error in computing the link function, its derivatives, or the variance function.			0,00	Algorithm converged.	0,00	NE	0,3117		>999,99	Algorithm converged.	0,00	NE			
Skin and subcutaneous tissue disorders	Dry skin	Missing	2	0,3	0	0,0	0	0,0	0	0,0	NE				NE	NE	NE	NE	NE	NE	NE	NE		NE	NE	NE	NE							
Skin and subcutaneous tissue disorders	Ecchymosis	< 64 letters	281	44,5	0	0,0	284	45,4	1	0,4					Quasi-complete separation of data points detected.				ERROR: The mean parameter is either invalid or at a limit of its range for some observations.			0,00	Algorithm converged.	0,00	NE	0,3193	0,0260	>999,99	Algorithm converged.	0,00	NE			
Skin and subcutaneous tissue disorders	Ecchymosis	>= 64 letters	349	55,2	4	1,1	341	54,6	0	0,0					Quasi-complete separation of data points detected.				WARNING: Negative of Hessian not positive definite.			NE	Algorithm converged.	NE	NE	0,0472		NE	Algorithm converged.	NE	NE			
Skin and subcutaneous tissue disorders	Ecchymosis	Missing	2	0,3	0	0,0	0	0,0	0	0,0	NE				NE	NE	NE	NE	NE	NE	NE	NE		NE	NE	NE	NE							
Skin and subcutaneous tissue disorders	Eczema	< 64 letters	281	44,5	0	0,0	284	45,4	0	0,0	NE				NE	NE	NE	NE	NE	NE	NE	NE		NE	NE	NE	NE							
Skin and subcutaneous tissue disorders	Eczema	>= 64 letters	349	55,2	0	0,0	341	54,6	1	0,3					Quasi-complete separation of data points detected.				ERROR: Error in computing the link function, its derivatives, or the variance function.			0,00	Algorithm converged.	0,00	NE	0,3117		>999,99	Algorithm converged.	0,00	NE			
Skin and subcutaneous tissue disorders	Eczema	Missing	2	0,3	0	0,0	0	0,0	0	0,0	NE				NE	NE	NE	NE	NE	NE	NE	NE		NE	NE	NE	NE							
Skin and subcutaneous tissue disorders	Eczema asteatotic	< 64 letters	281	44,5	1	0,4	284	45,4	0	0,0					Quasi-complete separation of data points detected.				WARNING: Negative of Hessian not positive definite.			NE	Algorithm converged.	NE	NE	0,3147	NE	NE	Algorithm converged.	NE	NE			
Skin and subcutaneous tissue disorders	Eczema asteatotic	>= 64 letters	349	55,2	0	0,0	341	54,6	0	0,0	NE				NE	NE	NE	NE	NE	NE	NE	NE		NE	NE	NE	NE							
Skin and subcutaneous tissue disorders	Eczema asteatotic	Missing	2	0,3	0	0,0	0	0,0	0	0,0	NE				NE	NE	NE	NE	NE	NE	NE	NE		NE	NE	NE	NE							

Skin and subcutaneous tissue disorders	Erythema	< 64 letters	281	44,5	0	0,0	284	45,4	0	0,0	NE			NE	NE	NE		NE	NE	NE	NE	NE	NE	NE	NE	NE	NE	NE	NE	NE
Skin and subcutaneous tissue disorders	Erythema	>= 64 letters	349	55,2	0	0,0	341	54,6	2	0,6		*	Quasi-complete separation of data points detected.				*	ERROR: The mean parameter is either invalid or at a limit of its range for some observations.			0,00	Algorithm converged.	0,00	NE	0,1522		>999.99	Algorithm converged.	0,00	NE
Skin and subcutaneous tissue disorders	Erythema	Missing	2	0,3	0	0,0	0	0,0	0	0,0	NE			NE	NE	NE		NE	NE	NE	NE	NE	NE	NE	NE		NE	NE	NE	NE
Skin and subcutaneous tissue disorders	Hand dermatitis	< 64 letters	281	44,5	1	0,4	284	45,4	0	0,0		*	Quasi-complete separation of data points detected.				*	WARNING: Negative of Hessian not positive definite.			NE	Algorithm converged.	NE	NE	0,3147	NE	NE	Algorithm converged.	NE	NE
Skin and subcutaneous tissue disorders	Hand dermatitis	>= 64 letters	349	55,2	0	0,0	341	54,6	0	0,0	NE			NE	NE	NE		NE	NE	NE	NE	NE	NE	NE	NE		NE	NE	NE	NE
Skin and subcutaneous tissue disorders	Hand dermatitis	Missing	2	0,3	0	0,0	0	0,0	0	0,0	NE			NE	NE	NE		NE	NE	NE	NE	NE	NE	NE	NE		NE	NE	NE	NE
Skin and subcutaneous tissue disorders	Hyperkeratosis	< 64 letters	281	44,5	0	0,0	284	45,4	1	0,4		*	Quasi-complete separation of data points detected.				*	ERROR: The mean parameter is either invalid or at a limit of its range for some observations.			0,00	Algorithm converged.	0,00	NE	0,3199	0,3112	>999.99	Algorithm converged.	0,00	NE
Skin and subcutaneous tissue disorders	Hyperkeratosis	>= 64 letters	349	55,2	1	0,3	341	54,6	1	0,3	0,98		Convergence criterion (GCONV=1E-8) satisfied.	0,06	15,68	0,000		Algorithm converged.	-0,008	0,008	0,98	Algorithm converged.	0,06	15,56	0,9869		1,02	Algorithm converged.	0,06	16,30
Skin and subcutaneous tissue disorders	Hyperkeratosis	Missing	2	0,3	0	0,0	0	0,0	0	0,0	NE			NE	NE	NE		NE	NE	NE	NE	NE	NE	NE	NE		NE	NE	NE	NE
Skin and subcutaneous tissue disorders	Ingrowing nail	< 64 letters	281	44,5	0	0,0	284	45,4	1	0,4		*	Quasi-complete separation of data points detected.				*	ERROR: The mean parameter is either invalid or at a limit of its range for some observations.			0,00	Algorithm converged.	0,00	NE	0,3199	1,0000	>999.99	Algorithm converged.	0,00	NE
Skin and subcutaneous tissue disorders	Ingrowing nail	>= 64 letters	349	55,2	0	0,0	341	54,6	1	0,3		*	Quasi-complete separation of data points detected.				*	ERROR: The mean parameter is either invalid or at a limit of its range for some observations.			0,00	Algorithm converged.	0,00	NE	0,3117		>999.99	Algorithm converged.	0,00	NE
Skin and subcutaneous tissue disorders	Ingrowing nail	Missing	2	0,3	0	0,0	0	0,0	0	0,0	NE			NE	NE	NE		NE	NE	NE	NE	NE	NE	NE	NE		NE	NE	NE	NE
Skin and subcutaneous tissue disorders	Lichen sclerosus	< 64 letters	281	44,5	0	0,0	284	45,4	0	0,0	NE			NE	NE	NE		NE	NE	NE	NE	NE	NE	NE	NE	NE	NE	NE	NE	NE
Skin and subcutaneous tissue disorders	Lichen sclerosus	>= 64 letters	349	55,2	0	0,0	341	54,6	1	0,3		*	Quasi-complete separation of data points detected.				*	ERROR: Error in computing the link function, its derivatives, or the variance function.			0,00	Algorithm converged.	0,00	NE	0,3117		>999.99	Algorithm converged.	0,00	NE
Skin and subcutaneous tissue disorders	Lichen sclerosus	Missing	2	0,3	0	0,0	0	0,0	0	0,0	NE			NE	NE	NE		NE	NE	NE	NE	NE	NE	NE	NE		NE	NE	NE	NE
Skin and subcutaneous tissue disorders	Miliaria	< 64 letters	281	44,5	0	0,0	284	45,4	0	0,0	NE			NE	NE	NE		NE	NE	NE	NE	NE	NE	NE	NE	NE	NE	NE	NE	NE
Skin and subcutaneous tissue disorders	Miliaria	>= 64 letters	349	55,2	1	0,3	341	54,6	0	0,0		*	Quasi-complete separation of data points detected.				*	WARNING: The relative Hessian convergence criterion of 49.754598305 is greater than the limit of 0.0001. The convergence is questionable.			NE	Algorithm converged.	NE	NE	0,3229		NE	Algorithm converged.	NE	NE
Skin and subcutaneous tissue disorders	Miliaria	Missing	2	0,3	0	0,0	0	0,0	0	0,0	NE			NE	NE	NE		NE	NE	NE	NE	NE	NE	NE	NE		NE	NE	NE	NE
Skin and subcutaneous tissue disorders	Petechiae	< 64 letters	281	44,5	0	0,0	284	45,4	1	0,4		*	Quasi-complete separation of data points detected.				*	ERROR: The mean parameter is either invalid or at a limit of its range for some observations.			0,00	Algorithm converged.	0,00	NE	0,3199	1,0000	>999.99	Algorithm converged.	0,00	NE
Skin and subcutaneous tissue disorders	Petechiae	>= 64 letters	349	55,2	0	0,0	341	54,6	1	0,3		*	Quasi-complete separation of data points detected.				*	ERROR: Error in computing the link function, its derivatives, or the variance function.			0,00	Algorithm converged.	0,00	NE	0,3117		>999.99	Algorithm converged.	0,00	NE
Skin and subcutaneous tissue disorders	Petechiae	Missing	2	0,3	0	0,0	0	0,0	0	0,0	NE			NE	NE	NE		NE	NE	NE	NE	NE	NE	NE	NE		NE	NE	NE	NE
Skin and subcutaneous tissue disorders	Pruritus	< 64 letters	281	44,5	3	1,1	284	45,4	3	1,1	1,01		Convergence criterion (GCONV=1E-8) satisfied.	0,20	5,05	0,000		Algorithm converged.	-0,017	0,017	1,01	Algorithm converged.	0,21	4,96	0,9896	0,7598	0,99	Algorithm converged.	0,20	4,86
Skin and subcutaneous tissue disorders	Pruritus	>= 64 letters	349	55,2	3	0,9	341	54,6	2	0,6	1,47		Convergence criterion (GCONV=1E-8) satisfied.	0,24	8,85	0,003		Algorithm converged.	-0,010	0,015	1,47	Algorithm converged.	0,25	8,72	0,6726		0,68	Algorithm converged.	0,11	4,06
Skin and subcutaneous tissue disorders	Pruritus	Missing	2	0,3	0	0,0	0	0,0	0	0,0	NE			NE	NE	NE		NE	NE	NE	NE	NE	NE	NE	NE		NE	NE	NE	NE
Skin and subcutaneous tissue disorders	Rash	< 64 letters	281	44,5	1	0,4	284	45,4	2	0,7	0,50		Convergence criterion (GCONV=1E-8) satisfied.	0,05	5,59	-0,003		Algorithm converged.	-0,015	0,008	0,51	Algorithm converged.	0,05	5,54	0,5692	0,2705	1,98	Algorithm converged.	0,18	21,70
Skin and subcutaneous tissue disorders	Rash	>= 64 letters	349	55,2	0	0,0	341	54,6	2	0,6		*	Quasi-complete separation of data points detected.				*	ERROR: Error in computing the link function, its derivatives, or the variance function.			0,00	Algorithm converged.	0,00	NE	0,1522		>999.99	Algorithm converged.	0,00	NE
Skin and subcutaneous tissue disorders	Rash	Missing	2	0,3	0	0,0	0	0,0	0	0,0	NE			NE	NE	NE		NE	NE	NE	NE	NE	NE	NE	NE		NE	NE	NE	NE
Skin and subcutaneous tissue disorders	Rash erythematous	< 64 letters	281	44,5	0	0,0	284	45,4	1	0,4		*	Quasi-complete separation of data points detected.				*	ERROR: The mean parameter is either invalid or at a limit of its range for some observations.			0,00	Algorithm converged.	0,00	NE	0,3199	NE	>999.99	Algorithm converged.	0,00	NE
Skin and subcutaneous tissue disorders	Rash erythematous	>= 64 letters	349	55,2	0	0,0	341	54,6	0	0,0	NE			NE	NE	NE		NE	NE	NE	NE	NE	NE	NE	NE		NE	NE	NE	NE
Skin and subcutaneous tissue disorders	Rash erythematous	Missing	2	0,3	0	0,0	0	0,0	0	0,0	NE			NE	NE	NE		NE	NE	NE	NE	NE	NE	NE	NE		NE	NE	NE	NE
Skin and subcutaneous tissue disorders	Rosacea	< 64 letters	281	44,5	0	0,0	284	45,4	0	0,0	NE			NE	NE	NE		NE	NE	NE	NE	NE	NE	NE	NE	NE	NE	NE	NE	NE
Skin and subcutaneous tissue disorders	Rosacea	>= 64 letters	349	55,2	2	0,6	341	54,6	0	0,0		*	Quasi-complete separation of data points detected.				*	WARNING: Negative of Hessian not positive definite.			NE	Algorithm converged.	NE	NE	0,1618		NE	Algorithm converged.	NE	NE
Skin and subcutaneous tissue disorders	Rosacea	Missing	2	0,3	0	0,0	0	0,0	0	0,0	NE			NE	NE	NE		NE	NE	NE	NE	NE	NE	NE	NE		NE	NE	NE	NE
Skin and subcutaneous tissue disorders	Skin fissures	< 64 letters	281	44,5	1	0,4	284	45,4	0	0,0		*	Quasi-complete separation of data points detected.				*	WARNING: Negative of Hessian not positive definite.			NE	Algorithm converged.	NE	NE	0,3147	NE	NE	Algorithm converged.	NE	NE
Skin and subcutaneous tissue disorders	Skin fissures	>= 64 letters	349	55,2	0	0,0	341	54,6	0	0,0	NE			NE	NE	NE		NE	NE	NE	NE	NE	NE	NE	NE		NE	NE	NE	NE
Skin and subcutaneous tissue disorders	Skin fissures	Missing	2	0,3	0	0,0	0	0,0	0	0,0	NE			NE	NE	NE		NE	NE	NE	NE	NE	NE	NE	NE		NE	NE	NE	NE
Skin and subcutaneous tissue disorders	Skin lesion	< 64 letters	281	44,5	0	0,0	284	45,4	0	0,0	NE			NE	NE	NE		NE	NE	NE	NE	NE	NE	NE	NE	NE	NE	NE	NE	NE
Skin and subcutaneous tissue disorders	Skin lesion	>= 64 letters	349	55,2	1	0,3	341	54,6	0	0,0		*	Quasi-complete separation of data points detected.				*	WARNING: The relative Hessian convergence criterion of 49.754598305 is greater than the limit of 0.0001. The convergence is questionable.			NE	Algorithm converged.	NE	NE	0,3229		NE	Algorithm converged.	NE	NE
Skin and subcutaneous tissue disorders	Skin lesion	Missing	2	0,3	0	0,0	0	0,0	0	0,0	NE			NE	NE	NE		NE	NE	NE	NE	NE	NE	NE	NE		NE	NE	NE	NE
Skin and subcutaneous tissue disorders	Skin ulcer	< 64 letters	281	44,5	3	1,1	284	45,4	4	1,4	0,76		Convergence criterion (GCONV=1E-8) satisfied.	0,17	3,41	-0,003		Algorithm converged.	-0,022	0,015	0,76	Algorithm converged.	0,17	3,36	0,7145	0,8193	1,32	Algorithm converged.	0,30	5,84
Skin and subcutaneous tissue disorders	Skin ulcer	>= 64 letters	349	55,2	3	0,9	341	54,6	3	0,9	0,98		Convergence criterion (GCONV=1E-8) satisfied.	0,20	4,87	0,000		Algorithm converged.	-0,014	0,014	0,98	Algorithm converged.	0,20	4,81	0,9773		1,02	Algorithm converged.	0,21	5,04
Skin and subcutaneous tissue disorders	Skin ulcer	Missing	2	0,3	0	0,0	0	0,0	0	0,0	NE			NE	NE	NE		NE	NE	NE	NE	NE	NE	NE	NE		NE	NE	NE	NE
Skin and subcutaneous tissue disorders	Urticaria	< 64 letters	281	44,5	3	1,1	284	45,4	0	0,0		*	Quasi-complete separation of data points detected.				*	WARNING: Negative of Hessian not positive definite.			NE	Algorithm converged.	NE	NE	0,0811	NE	NE	Algorithm converged.	NE	NE
Skin and subcutaneous tissue disorders	Urticaria	>= 64 letters	349	55,2	0	0,0	341	54,6	0	0,0	NE			NE	NE	NE		NE	NE	NE	NE	NE	NE	NE	NE		NE	NE	NE	NE
Skin and subcutaneous tissue disorders	Urticaria	Missing	2	0,3	0	0,0	0	0,0	0	0,0	NE			NE	NE	NE		NE	NE	NE	NE	NE	NE	NE	NE		NE	NE	NE	NE
Skin and subcutaneous tissue disorders	Vitiligo	< 64 letters	281	44,5	0	0,0	284	45,4	1	0,4		*	Quasi-complete separation of data points detected.				*	ERROR: The mean parameter is either invalid or at a limit of its range for some observations.			0,00	Algorithm converged.	0,00	NE	0,3199	NE	>999.99	Algorithm converged.	0,00	NE
Skin and subcutaneous tissue disorders	Vitiligo	>= 64 letters	349	55,2	0	0,0	341	54,6	0	0,0	NE			NE	NE	NE		NE	NE	NE	NE	NE	NE	NE	NE		NE	NE	NE	NE
Skin and subcutaneous tissue disorders	Vitiligo	Missing	2	0,3	0	0,0	0	0,0	0	0,0	NE			NE	NE	NE		NE	NE	NE	NE	NE	NE	NE	NE		NE	NE	NE	NE
Surgical and medical procedures		< 64 letters	281	44,5	0	0,0	284	45,4	1	0,4		*	Quasi-complete separation of data points detected.				*	ERROR: The mean parameter is either invalid or at a limit of its range for some observations.			0,00	Algorithm converged.	0,00	NE	0,3199	0,2208	>999.99	Algorithm converged.	0,00	NE
Surgical and medical procedures		>= 64 letters	349	55,2	4	1,1	341	54,6	3	0,9	1,31		Convergence criterion (GCONV=1E-8) satisfied.	0,29	5,88	0,003		Algorithm converged.	-0,012	0,018	1,30	Algorithm converged.	0,29	5,78	0,7272		0,77	Algorithm converged.	0,17	3,40
Surgical and medical procedures		Missing	2	0,3	0	0,0	0	0,0	0	0,0	NE			NE	NE	NE		NE	NE	NE	NE	NE	NE	NE	NE		NE	NE	NE	NE
Surgical and medical procedures	Arthrodesis	< 64 letters	281	44,5	0	0,0	284	45,4	0	0,0	NE			NE	NE	NE		NE	NE	NE	NE	NE	NE	NE	NE	NE	NE	NE	NE	NE
Surgical and medical procedures	Arthrodesis	>= 64 letters	349	55,2	1	0,3	341	54,6	0	0,0		*	Quasi-complete separation of data points detected.				*	WARNING: The relative Hessian convergence criterion of 49.754598305 is greater than the limit of 0.0001. The convergence is questionable.			NE	Algorithm converged.	NE	NE	0,3229		NE	Algorithm converged.	NE	NE
Surgical and medical procedures	Arthrodesis	Missing	2	0,3	0	0,0	0	0,0	0	0,0	NE			NE	NE	NE		NE	NE	NE	NE	NE	NE	NE	NE		NE	NE	NE	NE
Surgical and medical procedures	Carpal tunnel decompression	< 64 letters	281	44,5	0	0,0	284	45,4	0	0,0	NE			NE	NE	NE		NE	NE	NE	NE	NE	NE	NE	NE	NE	NE	NE	NE	NE
Surgical and medical procedures	Carpal tunnel decompression	>= 64 letters	349	55,2	0	0,0	341	54,6	1	0,3		*	Quasi-complete separation of data points detected.				*	ERROR: The mean parameter is either invalid or at a limit of its range for some observations.			0,00	Algorithm converged.	0,00	NE	0,3117		>999.99	Algorithm converged.	0,00	NE
Surgical and medical procedures	Carpal tunnel decompression	Missing	2	0,3	0	0,0	0	0,0	0	0,0	NE			NE	NE	NE		NE	NE	NE	NE	NE	NE	NE	NE		NE	NE	NE	NE
Surgical and medical procedures	Endodontic procedure	< 64 letters	281	44,5	0	0,0	284	45,4	0	0,0	NE			NE	NE	NE		NE	NE	NE	NE	NE	NE	NE	NE	NE	NE	NE	NE	NE
Surgical and medical procedures	Endodontic procedure	>= 64 letters	349	55,2	1	0,3	341	54,6	0	0,0		*	Quasi-complete separation of data points detected.				*	WARNING: The relative Hessian convergence criterion of 53.071571525 is greater than the limit of 0.0001. The convergence is questionable.			NE	Algorithm converged.	NE	NE	0,3229		NE	Algorithm converged.	NE	NE
Surgical and medical procedures	Endodontic procedure	Missing	2	0,3	0	0,0	0	0,0	0	0,0	NE			NE	NE	NE		NE	NE	NE	NE	NE	NE	NE	NE		NE	NE	NE	NE
Surgical and medical procedures	Haemodialysis	< 64 letters	281	44,5	0	0,0	284	45,4	1	0,4		*	Quasi-complete separation of data points detected.				*	ERROR: The mean parameter is either invalid or at a limit of its range for some observations.			0,00	Algorithm converged.	0,00	NE	0,3199	NE	>999.99	Algorithm converged.	0,00	NE
Surgical and medical procedures	Haemodialysis	>= 64 letters	349	55,2	0	0,0	341	54,6	0	0,0	NE			NE	NE	NE		NE	NE	NE	NE	NE	NE	NE	NE		NE	NE	NE	NE
Surgical and medical procedures	Haemodialysis	Missing	2	0,3	0	0,0	0	0,0	0	0,0	NE			NE	NE	NE		NE	NE	NE	NE	NE	NE	NE	NE		NE	NE	NE	NE
Surgical and medical procedures	Medical device removal	< 64 letters	281	44,5	0	0,0	284	45,4	0	0,0	NE			NE	NE	NE		NE	NE	NE	NE	NE	NE	NE	NE	NE	NE	NE	NE	NE
Surgical and medical procedures	Medical device removal	>= 64 letters	349	55,2	0	0,0	341	54,6	1	0,3		*	Quasi-complete separation of data points detected.				*	ERROR: Error in computing the link function, its derivatives, or the variance function.			0,00	Algorithm converged.	0,00	NE	0,3117		>999.99	Algorithm converged.	0,00	NE
Surgical and medical procedures	Medical device removal	Missing	2	0,3	0	0,0	0	0,0	0	0,0	NE			NE	NE	NE		NE	NE	NE	NE	NE	NE	NE	NE		NE	NE	NE	NE
Surgical and medical procedures	Nasal decongestion therapy	< 64 letters	281	44,5	0	0,0	284	45,4	0	0,0	NE			NE	NE	NE		NE	NE	NE	NE	NE	NE	NE	NE	NE	NE	NE	NE	NE
Surgical and medical procedures	Nasal decongestion therapy	>= 64 letters	349	55,2	1	0,3	341	54,6	0	0,0		*	Quasi-complete separation of data points detected.				*	WARNING: The relative Hessian convergence criterion of 53.071571525 is greater than the limit of 0.0001. The convergence is questionable.			NE	Algorithm converged.	NE	NE	0,3229		NE	Algorithm converged.	NE	NE
Surgical and medical procedures	Nasal decongestion therapy	Missing	2	0,3	0	0,0	0	0,0	0	0,0	NE			NE	NE	NE		NE	NE	NE	NE	NE	NE	NE	NE		NE	NE	NE	NE
Surgical and medical procedures	Tooth extraction	< 64 letters	281	44,5	0	0,0	284	45,4	0	0,0	NE			NE	NE	NE		NE	NE	NE	NE	NE	NE	NE	NE	1,0000	NE	NE	NE	NE
Surgical and medical procedures	Tooth extraction	>= 64 letters	349	55,2	1	0,3	341	54,6	1	0,3	0,98		Convergence criterion (GCONV=1E-8) satisfied.	0,06	15,68	0,000		Algorithm converged.	-0,008	0,008	0,98	Algorithm converged.	0,06	15,56	0,9869		1,02	Algorithm converged.	0,06	16,30
Surgical and medical procedures	Tooth extraction	Missing	2	0,3	0	0,0	0	0,0	0	0,0	NE			NE	NE	NE		NE	NE	NE	NE	NE	NE	NE	NE		NE	NE	NE	NE
Vascular disorders		< 64 letters	281	44,5	44	15,7	284	45,4	37	13,0	1,24		Convergence criterion (GCONV=1E-8) satisfied.	0,77	1,99	0,026		Algorithm converged.	-0,031	0,084	1,20	Algorithm converged.	0,80	1,80	0,3728	0,9173	0,83	Algorithm converged.	0,56	1,25
Vascular disorders		>= 64 letters	349	55,2	61	17,5	341	54,6	51	15,0	1,20		Convergence criterion (GCONV=1E-8) satisfied.	0,80	1,81	0,025		Algorithm converged.	-0,030	0,080	1,17	Algorithm converged.	0,83	1,64	0,3693		0,86	Algorithm converged.	0,61	1,20
Vascular disorders		Missing	2	0,3	0	0,0	0	0,0	0	0,0	NE			NE	NE	NE		NE	NE	NE	NE	NE	NE	NE	NE		NE	NE	NE	NE
Vascular disorders	Aneurysm	< 64 letters	281	44,5	1	0,4	284	45,4	0	0,0		*	Quasi-complete separation of data points detected.				*	WARNING: Negative of Hessian not positive definite.			NE	Algorithm converged.	NE	NE	0,3147	0,0492	NE	Algorithm converged.	NE	NE
Vascular disorders	Aneurysm	>= 64 letters	349	55,2	0	0,0	341	54,6	2	0,6		*	Quasi-complete separation of data points detected.				*	ERROR: Error in computing the link function, its derivatives, or the variance function.			0,00	Algorithm converged.	0,00	NE	0,1522		>999.99	Algorithm converged.	0,00	NE
Vascular disorders	Aneurysm	Missing	2	0,3	0	0,0	0	0,0	0	0,0	NE			NE	NE	NE		NE	NE	NE	NE	NE	NE	NE	NE		NE	NE	NE	NE
Vascular disorders	Aortic arteriosclerosis	< 64 letters	281	44,5	0	0,0	284	45,4	0	0,0	NE			NE	NE	NE		NE	NE	NE	NE	NE	NE	NE	NE	NE	NE	NE	NE	NE
Vascular disorders	Aortic arteriosclerosis	>= 64 letters	349	55,2	1	0,3	341	54,6	0	0,0		*	Quasi-complete separation of data points detected.				*	WARNING: The relative Hessian convergence criterion of 49.754598305 is greater than the limit of 0.0001. The convergence is questionable.			NE	Algorithm converged.	NE	NE	0,3229		NE	Algorithm converged.	NE	NE
Vascular disorders	Aortic arteriosclerosis	Missing	2	0,3	0	0,0	0	0,0	0	0,0	NE			NE	NE	NE		NE	NE	NE	NE	NE	NE	NE	NE		NE	NE	NE	NE
Vascular disorders	Aortic stenosis	< 64 letters	281	44,5	0	0,0	284	45,4	0	0,0	NE			NE	NE	NE		NE	NE	NE	NE	NE	NE	NE	NE	NE	NE	NE	NE	NE
Vascular disorders	Aortic stenosis	>= 64 letters	349	55,2	2	0,6	341	54,6	0	0,0		*	Quasi-complete separation of data points detected.				*	WARNING: Negative of Hessian not positive definite.			NE	Algorithm converged.	NE	NE	0,1618		NE	Algorithm converged.	NE	NE
Vascular disorders	Aortic stenosis	Missing	2	0,3	0	0,0	0	0,0	0	0,0	NE			NE	NE	NE		NE	NE	NE	NE	NE	NE	NE	NE		NE	NE	NE	NE
Vascular disorders	Arterial occlusive disease	< 64 letters	281	44,5	0	0,0	284	45,4	1	0,4		*	Quasi-complete separation of data points detected.				*	ERROR: The mean parameter is either invalid or at a limit of its range for some observations.			0,00	Algorithm converged.	0,00	NE	0,3199	0,0977	>999.99	Algorithm converged.	0,00	NE
Vascular disorders	Arterial occlusive disease	>= 64 letters	349	55,2	1	0,3	341	54,6	0	0,0		*	Quasi-complete separation of data points detected.				*	WARNING: The relative Hessian convergence criterion of 49.754598305 is greater than the limit of 0.0001. The convergence is questionable.			NE	Algorithm converged.	NE	NE	0,3229		NE	Algorithm converged.	NE	NE
Vascular disorders	Arterial occlusive disease	Missing	2	0,3	0	0,0	0	0,0	0	0,0	NE			NE	NE	NE		NE	NE	NE	NE	NE	NE	NE	NE		NE	NE	NE	NE
Vascular disorders	Arteriosclerosis	< 64 letters	281	44,5	2	0,7	284	45,4	0	0,0		*	Quasi-complete separation of data points detected.				*	WARNING: Negative of Hessian not positive definite.			NE	Algorithm converged.	NE	NE	0,1547	1,0000	NE	Algorithm converged.	NE	NE
Vascular disorders	Arteriosclerosis	>= 64 letters	349	55,2	2	0,6	341	54,6	0	0,0		*	Quasi-complete separation of data points detected.				*	WARNING: Negative of Hessian not positive definite.			NE	Algorithm converged.	NE	NE	0,1618		NE	Algorithm converged.	NE	NE
Vascular disorders	Arteriosclerosis	Missing	2	0,3	0	0,0	0	0,0	0	0,0	NE			NE	NE	NE		NE	NE	NE	NE	NE	NE	NE	NE		NE	NE	NE	NE

| | | |

POPULATION: Safety-Evaluable Population B vs. C
ENDPOINT: Any AEs throughout the Entire Study
MODEL: Unstratified analysis
STUDY: GA40349 & GA40398
Dichotomous Analysis by Subgroups (Safety)

Geographic region

			Ixekizumab (PTI) (N=432)				Aflibercept (N=425)				Ixekizumab (PTI) vs. Aflibercept												Aflibercept vs. Ixekizumab (PTI)			
			Patients	Patients with Event			Patients	Patients with Event			Odds Ratio				Absolute Risk Difference				Relative Risk				Relative Risk			
MedDRA System Organ Class	MedDRA Preferred Term	Level	n	n	%		n	n	%		Odds Ratio	Convergence Reason	95% Lower CL	95% Upper CL	Absolute Risk	Convergence Reason	95% Lower CL	95% Upper CL	Relative Risk	Convergence Reason	95% Lower CL	95% Upper CL	p-value (Cochran-Mantel-Haenszel)	Interaction Test p-value (likelihood ratio)	Relative Risk	Convergence Reason	95% Lower CL	95% Upper CL
** NOT CODED **		Europe	219	34,7	0	0,0	218	34,4	0	0,0	NE		NE	NE	NE		NE	NE	NE		NE	NE	NE		NE		NE	NE
** NOT CODED **		America	344	54,4	0	0,0	339	54,2	1	0,3		* Quasi-complete separation of data points detected.				* ERROR: The mean parameter is either invalid or at a limit of its range for some observations.				Algorithm converged.	0,00	NE	0,3138		>999.99	Algorithm converged.	0,00	NE
** NOT CODED **		Asia Pacific (Inc. Australia)	69	10,9	0	0,0	68	10,9	0	0,0	NE		NE	NE	NE		NE	NE	NE		NE	NE	NE		NE		NE	NE
** NOT CODED **	UNCODED	Europe	219	34,7	0	0,0	218	34,4	0	0,0	NE		NE	NE	NE		NE	NE	NE		NE	NE	NE		NE		NE	NE
** NOT CODED **	UNCODED	America	344	54,4	0	0,0	339	54,2	1	0,3		* Quasi-complete separation of data points detected.				* ERROR: The mean parameter is either invalid or at a limit of its range for some observations.				Algorithm converged.	0,00	NE	0,3138		>999.99	Algorithm converged.	0,00	NE
** NOT CODED **	UNCODED	Asia Pacific (Inc. Australia)	69	10,9	0	0,0	68	10,9	0	0,0	NE		NE	NE	NE		NE	NE	NE		NE	NE	NE		NE		NE	NE
Blood and lymphatic system disorders		Europe	219	34,7	10	4,6	218	34,4	7	3,2	1,44	Convergence criterion (GCONV=1E-8) satisfied.	0,54	3,86	0,014	Algorithm converged.	-0,023	0,050	1,62	Algorithm converged.	0,55	3,87	0,4643	0,3541	0,70	Algorithm converged.	0,27	1,81
Blood and lymphatic system disorders		America	344	54,4	18	5,2	339	54,2	27	8,0	0,64	Convergence criterion (GCONV=1E-8) satisfied.	0,34	1,18	-0,027	Algorithm converged.	-0,065	0,010	0,66	Algorithm converged.	0,37	1,17	0,1504		1,52	Algorithm converged.	0,85	2,71
Blood and lymphatic system disorders		Asia Pacific (Inc. Australia)	69	10,9	3	4,3	68	10,9	5	7,4	0,57	Convergence criterion (GCONV=1E-8) satisfied.	0,13	2,55	-0,070	Algorithm converged.	-0,109	0,048	0,59	Algorithm converged.	0,15	2,38	0,4549		1,69	Algorithm converged.	0,42	6,80
Blood and lymphatic system disorders	Anaemia	Europe	219	34,7	6	2,7	218	34,4	5	2,3	1,20	Convergence criterion (GCONV=1E-8) satisfied.	0,36	3,98	0,004	Algorithm converged.	-0,025	0,034	1,18	Algorithm converged.	0,37	3,86	0,7662	0,6632	0,84	Algorithm converged.	0,26	2,75
Blood and lymphatic system disorders	Anaemia	America	344	54,4	13	3,8	339	54,2	17	5,0	0,74	Convergence criterion (GCONV=1E-8) satisfied.	0,36	1,56	-0,012	Algorithm converged.	-0,043	0,018	0,75	Algorithm converged.	0,37	1,51	0,4311		1,33	Algorithm converged.	0,85	2,68
Blood and lymphatic system disorders	Anaemia	Asia Pacific (Inc. Australia)	69	10,9	2	2,9	68	10,9	4	5,9	0,48	Convergence criterion (GCONV=1E-8) satisfied.	0,08	2,70	-0,030	Algorithm converged.	-0,098	0,039	0,49	Algorithm converged.	0,09	2,80	0,3952		2,03	Algorithm converged.	0,38	10,72
Blood and lymphatic system disorders	Anaemia megaloblastic	Europe	219	34,7	1	0,5	218	34,4	0	0,0		* Quasi-complete separation of data points detected.				* WARNING: Negative of Hessian not positive definite.			NE	Algorithm converged.	NE	NE	0,3184	NE	NE	Algorithm converged.	NE	NE
Blood and lymphatic system disorders	Anaemia megaloblastic	America	344	54,4	0	0,0	339	54,2	0	0,0	NE		NE	NE	NE		NE	NE	NE		NE	NE	NE		NE		NE	NE
Blood and lymphatic system disorders	Anaemia megaloblastic	Asia Pacific (Inc. Australia)	69	10,9	0	0,0	68	10,9	0	0,0	NE		NE	NE	NE		NE	NE	NE		NE	NE	NE		NE		NE	NE
Blood and lymphatic system disorders	Anaemia of chronic disease	Europe	219	34,7	0	0,0	218	34,4	0	0,0	NE		NE	NE	NE		NE	NE	NE		NE	NE	NE		NE		NE	NE
Blood and lymphatic system disorders	Anaemia of chronic disease	America	344	54,4	1	0,3	339	54,2	1	0,3	0,99	Convergence criterion (GCONV=1E-8) satisfied.	0,06	15,82	0,000	Algorithm converged.	-0,008	0,008	0,99	Algorithm converged.	0,06	15,69	0,9917		1,01	Algorithm converged.	0,06	16,16
Blood and lymphatic system disorders	Anaemia of chronic disease	Asia Pacific (Inc. Australia)	69	10,9	0	0,0	68	10,9	0	0,0	NE		NE	NE	NE		NE	NE	NE		NE	NE	NE		NE		NE	NE
Blood and lymphatic system disorders	Iron deficiency anaemia	Europe	219	34,7	1	0,5	218	34,4	1	0,5	1,00	Convergence criterion (GCONV=1E-8) satisfied.	0,06	16,02	0,000	Algorithm converged.	-0,013	0,013	1,00	Algorithm converged.	0,06	15,81	0,9974	0,8289	1,00	Algorithm converged.	0,06	15,96
Blood and lymphatic system disorders	Iron deficiency anaemia	America	344	54,4	1	0,3	339	54,2	1	0,3	0,33	Convergence criterion (GCONV=1E-8) satisfied.	0,03	3,13	-0,006	Algorithm converged.	-0,017	0,006	0,33	Algorithm converged.	0,03	3,14	0,3093		3,04	Algorithm converged.	0,32	29,12
Blood and lymphatic system disorders	Iron deficiency anaemia	Asia Pacific (Inc. Australia)	69	10,9	0	0,0	68	10,9	0	0,0	NE		NE	NE	NE		NE	NE	NE		NE	NE	NE		NE		NE	NE
Blood and lymphatic system disorders	Leukocytosis	Europe	219	34,7	0	0,0	218	34,4	0	0,0	NE		NE	NE	NE		NE	NE	NE		NE	NE	NE		NE		NE	NE
Blood and lymphatic system disorders	Leukocytosis	America	344	54,4	2	0,6	339	54,2	1	0,3	1,98	Convergence criterion (GCONV=1E-8) satisfied.	0,18	21,90	0,003	Algorithm converged.	-0,007	0,013	1,97	Algorithm converged.	0,18	21,63	0,5717		0,51	Algorithm converged.	0,05	5,07
Blood and lymphatic system disorders	Leukocytosis	Asia Pacific (Inc. Australia)	69	10,9	0	0,0	68	10,9	1	1,5		* Quasi-complete separation of data points detected.				* WARNING: The relative Hessian convergence criterion of 12.210741552 is greater than the limit of 0.0001. The convergence is questionable.			0,00	Algorithm converged.	0,00	NE	0,3138		>999.99	Algorithm converged.	0,00	NE
Blood and lymphatic system disorders	Lymphadenitis	Europe	219	34,7	0	0,0	218	34,4	1	0,5		* Quasi-complete separation of data points detected.				* ERROR: Error in computing the link function, its derivatives, or the variance function.			0,00	Algorithm converged.	0,00	NE	0,3162	NE	>999.99	Algorithm converged.	0,00	NE
Blood and lymphatic system disorders	Lymphadenitis	America	344	54,4	0	0,0	339	54,2	0	0,0	NE		NE	NE	NE		NE	NE	NE		NE	NE	NE		NE		NE	NE
Blood and lymphatic system disorders	Lymphadenitis	Asia Pacific (Inc. Australia)	69	10,9	0	0,0	68	10,9	0	0,0	NE		NE	NE	NE		NE	NE	NE		NE	NE	NE		NE		NE	NE
Blood and lymphatic system disorders	Lymphadenopathy	Europe	219	34,7	0	0,0	218	34,4	0	0,0	NE		NE	NE	NE		NE	NE	NE		NE	NE	NE		NE		NE	NE
Blood and lymphatic system disorders	Lymphadenopathy	America	344	54,4	0	0,0	339	54,2	0	0,0	NE		NE	NE	NE		NE	NE	NE		NE	NE	NE		NE		NE	NE
Blood and lymphatic system disorders	Lymphadenopathy	Asia Pacific (Inc. Australia)	69	10,9	1	1,4	68	10,9	0	0,0		* Quasi-complete separation of data points detected.				* WARNING: The relative Hessian convergence criterion of 11.992173254 is greater than the limit of 0.0001. The convergence is questionable.			NE	Algorithm converged.	NE	NE	0,3208		NE	Algorithm converged.	NE	NE
Blood and lymphatic system disorders	Lymphadenopathy mediastinal	Europe	219	34,7	1	0,5	218	34,4	0	0,0		* Quasi-complete separation of data points detected.				* WARNING: Negative of Hessian not positive definite.			NE	Algorithm converged.	NE	NE	0,3184	NE	NE	Algorithm converged.	NE	NE
Blood and lymphatic system disorders	Lymphadenopathy mediastinal	America	344	54,4	0	0,0	339	54,2	0	0,0	NE		NE	NE	NE		NE	NE	NE		NE	NE	NE		NE		NE	NE
Blood and lymphatic system disorders	Lymphadenopathy mediastinal	Asia Pacific (Inc. Australia)	69	10,9	0	0,0	68	10,9	0	0,0	NE		NE	NE	NE		NE	NE	NE		NE	NE	NE		NE		NE	NE
Blood and lymphatic system disorders	Microcytic anaemia	Europe	219	34,7	0	0,0	218	34,4	0	0,0	NE		NE	NE	NE		NE	NE	NE		NE	NE	NE		NE		NE	NE
Blood and lymphatic system disorders	Microcytic anaemia	America	344	54,4	1	0,3	339	54,2	1	0,3	0,99	Convergence criterion (GCONV=1E-8) satisfied.	0,06	15,82	0,000	Algorithm converged.	-0,008	0,008	0,99	Algorithm converged.	0,06	15,69	0,9917		1,01	Algorithm converged.	0,06	16,16
Blood and lymphatic system disorders	Microcytic anaemia	Asia Pacific (Inc. Australia)	69	10,9	0	0,0	68	10,9	0	0,0	NE		NE	NE	NE		NE	NE	NE		NE	NE	NE		NE		NE	NE
Blood and lymphatic system disorders	Neutrophilia	Europe	219	34,7	0	0,0	218	34,4	0	0,0	NE		NE	NE	NE		NE	NE	NE		NE	NE	NE		NE		NE	NE
Blood and lymphatic system disorders	Neutrophilia	America	344	54,4	0	0,0	339	54,2	1	0,3		* Quasi-complete separation of data points detected.				* ERROR: The mean parameter is either invalid or at a limit of its range for some observations.			0,00	Algorithm converged.	0,00	NE	0,3138		>999.99	Algorithm converged.	0,00	NE
Blood and lymphatic system disorders	Neutrophilia	Asia Pacific (Inc. Australia)	69	10,9	0	0,0	68	10,9	0	0,0	NE		NE	NE	NE		NE	NE	NE		NE	NE	NE		NE		NE	NE
Blood and lymphatic system disorders	Normochromic normocytic anaemia	Europe	219	34,7	1	0,5	218	34,4	0	0,0		* Quasi-complete separation of data points detected.				* WARNING: Negative of Hessian not positive definite.			NE	Algorithm converged.	NE	NE	0,3184	NE	NE	Algorithm converged.	NE	NE
Blood and lymphatic system disorders	Normochromic normocytic anaemia	America	344	54,4	0	0,0	339	54,2	0	0,0	NE		NE	NE	NE		NE	NE	NE		NE	NE	NE		NE		NE	NE
Blood and lymphatic system disorders	Normochromic normocytic anaemia	Asia Pacific (Inc. Australia)	69	10,9	0	0,0	68	10,9	0	0,0	NE		NE	NE	NE		NE	NE	NE		NE	NE	NE		NE		NE	NE
Blood and lymphatic system disorders	Thrombocytopenia	Europe	219	34,7	0	0,0	218	34,4	0	0,0	NE		NE	NE	NE		NE	NE	NE		NE	NE	NE		NE		NE	NE
Blood and lymphatic system disorders	Thrombocytopenia	America	344	54,4	1	0,3	339	54,2	1	0,3	0,99	Convergence criterion (GCONV=1E-8) satisfied.	0,06	15,82	0,000	Algorithm converged.	-0,008	0,008	0,99	Algorithm converged.	0,06	15,69	0,9917		1,01	Algorithm converged.	0,06	16,16
Blood and lymphatic system disorders	Thrombocytopenia	Asia Pacific (Inc. Australia)	69	10,9	0	0,0	68	10,9	0	0,0	NE		NE	NE	NE		NE	NE	NE		NE	NE	NE		NE		NE	NE
Cardiac disorders		Europe	219	34,7	25	11,4	218	34,4	19	8,7	1,50	Convergence criterion (GCONV=1E-8) satisfied.	0,80	2,82	0,050	Algorithm converged.	-0,020	0,092	1,44	Algorithm converged.	0,83	2,54	0,2037	0,4009	0,70	Algorithm converged.	0,33	1,52
Cardiac disorders		America	344	54,4	42	12,2	339	54,2	41	12,1	1,01	Convergence criterion (GCONV=1E-8) satisfied.	0,66	1,65	0,001	Algorithm converged.	-0,048	0,050	1,01	Algorithm converged.	0,67	1,51	0,9834		0,99	Algorithm converged.	0,66	1,48
Cardiac disorders		Asia Pacific (Inc. Australia)	69	10,9	3	4,3	68	10,9	5	7,4	0,57	Convergence criterion (GCONV=1E-8) satisfied.	0,13	2,55	-0,070	Algorithm converged.	-0,109	0,048	0,59	Algorithm converged.	0,15	2,38	0,4549		1,69	Algorithm converged.	0,42	6,80
Cardiac disorders	Acute coronary syndrome	Europe	219	34,7	0	0,0	218	34,4	0	0,0	NE		NE	NE	NE		NE	NE	NE		NE	NE	NE		NE		NE	NE
Cardiac disorders	Acute coronary syndrome	America	344	54,4	0	0,0	339	54,2	0	0,0	NE		NE	NE	NE		NE	NE	NE		NE	NE	NE		NE		NE	NE
Cardiac disorders	Acute coronary syndrome	Asia Pacific (Inc. Australia)	69	10,9	1	1,4	68	10,9	0	0,0		* Quasi-complete separation of data points detected.				* WARNING: The relative Hessian convergence criterion of 11.992173254 is greater than the limit of 0.0001. The convergence is questionable.			NE	Algorithm converged.	NE	NE	0,3208		NE	Algorithm converged.	NE	NE
Cardiac disorders	Acute left ventricular failure	Europe	219	34,7	0	0,0	218	34,4	0	0,0	NE		NE	NE	NE		NE	NE	NE		NE	NE	NE		NE		NE	NE
Cardiac disorders	Acute left ventricular failure	America	344	54,4	1	0,3	339	54,2	2	0,6	0,49	Convergence criterion (GCONV=1E-8) satisfied.	0,04	5,44	-0,003	Algorithm converged.	-0,013	0,007	0,49	Algorithm converged.	0,04	5,41	0,5546		2,07	Algorithm converged.	0,18	22,28
Cardiac disorders	Acute left ventricular failure	Asia Pacific (Inc. Australia)	69	10,9	0	0,0	68	10,9	0	0,0	NE		NE	NE	NE		NE	NE	NE		NE	NE	NE		NE		NE	NE
Cardiac disorders	Acute myocardial infarction	Europe	219	34,7	1	0,5	218	34,4	1	0,5	1,00	Convergence criterion (GCONV=1E-8) satisfied.	0,06	16,02	0,000	Algorithm converged.	-0,013	0,013	1,00	Algorithm converged.	0,06	15,81	0,9974	0,9159	1,00	Algorithm converged.	0,06	15,96
Cardiac disorders	Acute myocardial infarction	America	344	54,4	3	0,9	339	54,2	6	1,5	0,59	Convergence criterion (GCONV=1E-8) satisfied.	0,14	2,48	-0,006	Algorithm converged.	-0,022	0,010	0,59	Algorithm converged.	0,14	2,45	0,4644		1,69	Algorithm converged.	0,41	7,02
Cardiac disorders	Acute myocardial infarction	Asia Pacific (Inc. Australia)	69	10,9	1	1,4	68	10,9	1	1,5	0,99	Convergence criterion (GCONV=1E-8) satisfied.	0,06	16,09	0,000	Algorithm converged.	-0,040	0,040	0,99	Algorithm converged.	0,06	15,94	0,9917		1,01	Algorithm converged.	0,06	15,93
Cardiac disorders	Angina pectoris	Europe	219	34,7	1	0,5	218	34,4	2	0,9	0,50	Convergence criterion (GCONV=1E-8) satisfied.	0,04	5,93	-0,004	Algorithm converged.	-0,029	0,013	0,50	Algorithm converged.	0,04	5,85	0,5401	0,4114	2,01	Algorithm converged.	0,18	22,66
Cardiac disorders	Angina pectoris	America	344	54,4	4	1,2	339	54,2	3	0,9	1,32	Convergence criterion (GCONV=1E-8) satisfied.	0,28	5,93	0,001	Algorithm converged.	-0,012	0,018	1,31	Algorithm converged.	0,30	5,83	0,7187		0,74	Algorithm converged.	0,12	3,93
Cardiac disorders	Angina pectoris	Asia Pacific (Inc. Australia)	69	10,9	1	1,4	68	10,9	0	0,0		* Quasi-complete separation of data points detected.				* WARNING: The relative Hessian convergence criterion of 11.992173254 is greater than the limit of 0.0001. The convergence is questionable.			NE	Algorithm converged.	NE	NE	0,3208		NE	Algorithm converged.	NE	NE
Cardiac disorders	Angina unstable	Europe	219	34,7	0	0,0	218	34,4	0	0,0	NE		NE	NE	NE		NE	NE	NE		NE	NE	NE		NE		NE	NE
Cardiac disorders	Angina unstable	America	344	54,4	0	0,0	339	54,2	1	0,3		* Quasi-complete separation of data points detected.				* WARNING: Negative of Hessian not positive definite.			NE	Algorithm converged.	NE	NE	0,3160		NE	Algorithm converged.	NE	NE
Cardiac disorders	Angina unstable	Asia Pacific (Inc. Australia)	69	10,9	0	0,0	68	10,9	0	0,0	NE		NE	NE	NE		NE	NE	NE		NE	NE	NE		NE		NE	NE
Cardiac disorders	Aortic valve incompetence	Europe	219	34,7	1	0,5	218	34,4	0	0,0		* Quasi-complete separation of data points detected.				* WARNING: Negative of Hessian not positive definite.			NE	Algorithm converged.	NE	NE	0,3184	NE	NE	Algorithm converged.	NE	NE
Cardiac disorders	Aortic valve incompetence	America	344	54,4	1	0,3	339	54,2	0	0,0		* Quasi-complete separation of data points detected.				* WARNING: Negative of Hessian not positive definite.			NE	Algorithm converged.	NE	NE	0,3208		NE	Algorithm converged.	NE	NE
Cardiac disorders	Aortic valve incompetence	Asia Pacific (Inc. Australia)	69	10,9	0	0,0	68	10,9	0	0,0	NE		NE	NE	NE		NE	NE	NE		NE	NE	NE		NE		NE	NE
Cardiac disorders	Aortic valve stenosis	Europe	219	34,7	0	0,0	218	34,4	0	0,0		* Quasi-complete separation of data points detected.				* WARNING: Negative of Hessian not positive definite.			NE	Algorithm converged.	NE	NE	0,3184	NE	NE	Algorithm converged.	NE	NE
Cardiac disorders	Aortic valve stenosis	America	344	54,4	0	0,0	339	54,2	0	0,0	NE		NE	NE	NE		NE	NE	NE		NE	NE	NE		NE		NE	NE
Cardiac disorders	Aortic valve stenosis	Asia Pacific (Inc. Australia)	69	10,9	0	0,0	68	10,9	0	0,0	NE		NE	NE	NE		NE	NE	NE		NE	NE	NE		NE		NE	NE
Cardiac disorders	Arrhythmia	Europe	219	34,7	2	0,9	218	34,4	0	0,0	NE		NE	NE	NE		NE	NE	NE		NE	NE	NE		NE		NE	NE
Cardiac disorders	Arrhythmia	America	344	54,4	1	0,3	339	54,2	1	0,3	0,99	Convergence criterion (GCONV=1E-8) satisfied.	0,06	15,82	0,000	Algorithm converged.	-0,008	0,008	0,99	Algorithm converged.	0,06	15,69	0,9917		1,01	Algorithm converged.	0,06	16,16
Cardiac disorders	Arrhythmia	Asia Pacific (Inc. Australia)	69	10,9	0	0,0	68	10,9	0	0,0	NE		NE	NE	NE		NE	NE	NE		NE	NE	NE		NE		NE	NE
Cardiac disorders	Arteriosclerosis coronary artery	Europe	219	34,7	1	0,5	218	34,4	1	0,5	1,00	Convergence criterion (GCONV=1E-8) satisfied.	0,06	16,02	0,000	Algorithm converged.	-0,013	0,013	1,00	Algorithm converged.	0,06	15,81	0,9974	NE	1,00	Algorithm converged.	0,06	15,96
Cardiac disorders	Arteriosclerosis coronary artery	America	344	54,4	0	0,0	339	54,2	0	0,0		* Quasi-complete separation of data points detected.				* WARNING: Negative of Hessian not positive definite.			NE	Algorithm converged.	NE	NE	0,3160		NE	Algorithm converged.	NE	NE
Cardiac disorders	Arteriosclerosis coronary artery	Asia Pacific (Inc. Australia)	69	10,9	0	0,0	68	10,9	0	0,0	NE		NE	NE	NE		NE	NE	NE		NE	NE	NE		NE		NE	NE
Cardiac disorders	Atrial fibrillation	Europe	219	34,7	5	2,3	218	34,4	3	1,4	1,67	Convergence criterion (GCONV=1E-8) satisfied.	0,40	7,09	0,000	Algorithm converged.	-0,016	0,034	1,66	Algorithm converged.	0,40	6,86	0,4805	1,0000	0,60	Algorithm converged.	0,15	2,49
Cardiac disorders	Atrial fibrillation	America	344	54,4	7	2,0	339	54,2	5	1,5	1,40	Convergence criterion (GCONV=1E-8) satisfied.	0,39	6,27	0,000	Algorithm converged.	-0,010	0,022	1,39	Algorithm converged.	0,40	6,82	0,4902		0,71	Algorithm converged.	0,18	2,53
Cardiac disorders	Atrial fibrillation	Asia Pacific (Inc. Australia)	69	10,9	0	0,0	68	10,9	0	0,0	NE		NE	NE	NE		NE	NE	NE		NE	NE	NE		NE		NE	NE
Cardiac disorders	Atrial tachycardia	Europe	219	34,7	0	0,0	218	34,4	0	0,0	NE		NE	NE	NE		NE	NE	NE		NE	NE	NE		NE		NE	NE
Cardiac disorders	Atrial tachycardia	America	344	54,4	1	0,3	339	54,2	0	0,0		* Quasi-complete separation of data points detected.				* WARNING: Negative of Hessian not positive definite.			NE	Algorithm converged.	NE	NE	0,3208		NE	Algorithm converged.	NE	NE
Cardiac disorders	Atrial tachycardia	Asia Pacific (Inc. Australia)	69	10,9	0	0,0	68	10,9	0	0,0	NE		NE	NE	NE		NE	NE	NE		NE	NE	NE		NE		NE	NE
Cardiac disorders	Atrioventricular block complete	Europe	219	34,7	0	0,0	218	34,4	0	0,0	NE		NE	NE	NE		NE	NE	NE		NE	NE	NE		NE		NE	NE
Cardiac disorders	Atrioventricular block complete	America	344	54,4	0	0,0	339	54,2	1	0,3		* Quasi-complete separation of data points detected.				* ERROR: The mean parameter is either invalid or at a limit of its range for some observations.			0,00	Algorithm converged.	0,00	NE	0,3138		>999.99	Algorithm converged.	0,00	NE
Cardiac disorders	Atrioventricular block complete	Asia Pacific (Inc. Australia)	69	10,9	0	0,0	68	10,9	0	0,0	NE		NE	NE	NE		NE	NE	NE		NE	NE	NE		NE		NE	NE
Cardiac disorders	Atrioventricular block complete	Europe	219	34,7	0	0,0	218	34,4	1	0,5		* Quasi-complete separation of data points detected.				* ERROR: Error in computing the link function, its derivatives, or the variance function.			0,00	Algorithm converged.	0,00	NE	0,3162	NE	>999.99	Algorithm converged.	0,00	NE
Cardiac disorders	Atrioventricular block complete	America	344	54,4	1	0,3	339	54,2	0	0,0		* Quasi-complete separation of data points detected.				* WARNING: Negative of Hessian not positive definite.			NE	Algorithm converged.	NE	NE	0,3208		NE	Algorithm converged.	NE	NE
Cardiac disorders	Atrioventricular block complete	Asia Pacific (Inc. Australia)	69	10,9	0	0,0	68	10,9	0	0,0	NE		NE	NE	NE		NE	NE	NE		NE	NE	NE		NE		NE	NE

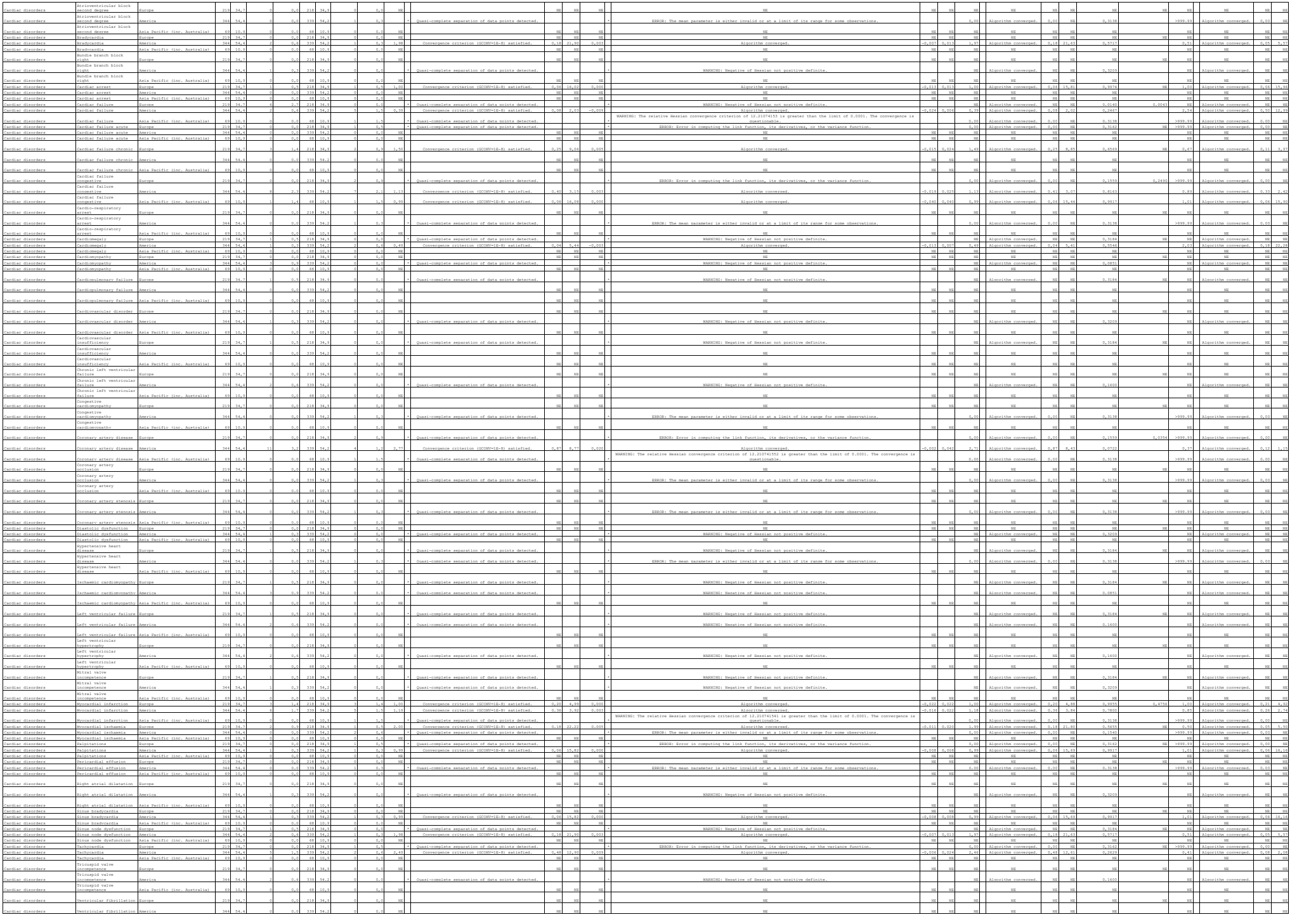

Cardiac disorders	Ventricular fibrillation	Asia Pacific (inc. Australia)	69	10,9	0	0,0	68	10,9	1	1,5		Quasi-complete separation of data points detected.				WARNING: The relative Hessian convergence criterion of 12.210741541 is greater than the limit of 0.0001. The convergence is questionable.			0,00	Algorithm converged.	0,00	NE	0,3138		>999,99	Algorithm converged.	0,00	NE
Congenital, familial and genetic disorders		Europe	219	34,7	1	0,5	218	34,8	1	0,5	1,00	Convergence criterion (GCONV=1E-8) satisfied.	0,06	16,62	0,000	Algorithm converged.	-0,013	0,013	1,00	Algorithm converged.	0,06	15,81	0,9974	0,5749	1,00	Algorithm converged.	0,06	15,84
Congenital, familial and genetic disorders		America	344	54,4	1	0,3	339	54,2	1	0,3	2,97	Convergence criterion (GCONV=1E-8) satisfied.	0,31	28,72	0,006	Algorithm converged.	-0,006	0,017	2,96	Algorithm converged.	0,31	28,28	0,9234		0,34	Algorithm converged.	0,34	3,24
Congenital, familial and genetic disorders		Asia Pacific (inc. Australia)	69	10,9	1	1,4	68	10,9	0	0,0		Quasi-complete separation of data points detected.				WARNING: The relative Hessian convergence criterion of 11.992173265 is greater than the limit of 0.0001. The convergence is questionable.				Algorithm converged.	NE	NE	0,3208		NE	Algorithm converged.	NE	NE
Congenital, familial and genetic disorders	Corneal dystrophy	Europe	219	34,7	1	0,5	218	34,8	0	0,0		Quasi-complete separation of data points detected.				WARNING: Negative of Hessian not positive definite.			NE	Algorithm converged.	NE	NE	0,3184	NE	NE	Algorithm converged.	NE	NE
Congenital, familial and genetic disorders	Corneal dystrophy	America	344	54,4	2	0,6	339	54,2	1	0,3	1,98	Convergence criterion (GCONV=1E-8) satisfied.	0,18	21,90	0,003	Algorithm converged.	-0,007	0,013	1,97	Algorithm converged.	0,18	21,83	0,9717		0,51	Algorithm converged.	0,51	3,37
Congenital, familial and genetic disorders	Corneal dystrophy	Asia Pacific (inc. Australia)	69	10,9	0	0,0	68	10,9	0	0,0	NE		NE	NE	NE		NE	NE	NE	NE	NE	NE	NE		NE	NE	NE	NE
Congenital, familial and genetic disorders	Developmental hip dysplasia	Europe	219	34,7	0	0,0	218	34,8	0	0,0	NE		NE	NE	NE		NE	NE	NE	NE	NE	NE	NE	NE	NE	NE	NE	NE
Congenital, familial and genetic disorders	Developmental hip dysplasia	America	344	54,4	0	0,0	339	54,2	0	0,0	NE		NE	NE	NE		NE	NE	NE	NE	NE	NE	NE		NE	NE	NE	NE
Congenital, familial and genetic disorders	Developmental hip dysplasia	Asia Pacific (inc. Australia)	69	10,9	1	1,4	68	10,9	0	0,0		Quasi-complete separation of data points detected.				WARNING: The relative Hessian convergence criterion of 11.992173265 is greater than the limit of 0.0001. The convergence is questionable.				Algorithm converged.	NE	NE	0,3208		NE	Algorithm converged.	NE	NE
Congenital, familial and genetic disorders	Ota's naevus	Europe	219	34,7	0	0,0	218	34,8	0	0,0	NE		NE	NE	NE		NE	NE	NE	NE	NE	NE	NE	NE	NE	NE	NE	NE
Congenital, familial and genetic disorders	Ota's naevus	America	344	54,4	1	0,3	339	54,2	0	0,0		Quasi-complete separation of data points detected.				WARNING: Negative of Hessian not positive definite.			NE	Algorithm converged.	NE	NE	0,3209		NE	Algorithm converged.	NE	NE
Congenital, familial and genetic disorders	Ota's naevus	Asia Pacific (inc. Australia)	69	10,9	0	0,0	68	10,9	0	0,0	NE		NE	NE	NE		NE	NE	NE	NE	NE	NE	NE	NE	NE	NE	NE	NE
Congenital, familial and genetic disorders	Rhinosis	Europe	219	34,7	0	0,0	218	34,8	1	0,5		Quasi-complete separation of data points detected.				ERROR: Error in computing the link function, its derivatives, or the variance function.			0,00	Algorithm converged.	0,00	NE	0,3162	NE	>999,99	Algorithm converged.	0,00	NE
Congenital, familial and genetic disorders	Rhinosis	America	344	54,4	0	0,0	339	54,2	0	0,0	NE		NE	NE	NE		NE	NE	NE	NE	NE	NE	NE		NE	NE	NE	NE
Congenital, familial and genetic disorders	Rhinosis	Asia Pacific (inc. Australia)	69	10,9	0	0,0	68	10,9	0	0,0	NE		NE	NE	NE		NE	NE	NE	NE	NE	NE	NE	NE	NE	NE	NE	NE
Ear and labyrinth disorders		Europe	219	34,7	3	1,4	218	34,8	5	2,3	0,59	Convergence criterion (GCONV=1E-8) satisfied.	0,14	2,51	-0,000	Algorithm converged.	-0,034	0,016	0,65	Algorithm converged.	0,14	2,47	0,4719	0,7174	1,67	Algorithm converged.	0,41	6,91
Ear and labyrinth disorders		America	344	54,4	5	1,5	339	54,2	5	1,5	0,99	Convergence criterion (GCONV=1E-8) satisfied.	0,28	3,43	0,000	Algorithm converged.	-0,018	0,018	0,98	Algorithm converged.	0,26	3,31	0,9814		1,01	Algorithm converged.	0,30	3,43
Ear and labyrinth disorders		Asia Pacific (inc. Australia)	69	10,9	3	4,3	68	10,9	2	2,9	1,50	Convergence criterion (GCONV=1E-8) satisfied.	0,24	9,27	0,014	Algorithm converged.	-0,049	0,077	1,48	Algorithm converged.	0,25	8,97	0,6418		0,68	Algorithm converged.	0,12	3,62
Ear and labyrinth disorders	Conductive deafness	Europe	219	34,7	0	0,0	218	34,8	0	0,0	NE		NE	NE	NE		NE	NE	NE	NE	NE	NE	NE	NE	NE	NE	NE	NE
Ear and labyrinth disorders	Conductive deafness	America	344	54,4	1	0,3	339	54,2	0	0,0		Quasi-complete separation of data points detected.				WARNING: Negative of Hessian not positive definite.			NE	Algorithm converged.	NE	NE	0,3203		NE	Algorithm converged.	NE	NE
Ear and labyrinth disorders	Conductive deafness	Asia Pacific (inc. Australia)	69	10,9	0	0,0	68	10,9	0	0,0	NE		NE	NE	NE		NE	NE	NE	NE	NE	NE	NE	NE	NE	NE	NE	NE
Ear and labyrinth disorders	Ear congestion	Europe	219	34,7	0	0,0	218	34,8	0	0,0	NE		NE	NE	NE		NE	NE	NE	NE	NE	NE	NE	NE	NE	NE	NE	NE
Ear and labyrinth disorders	Ear congestion	America	344	54,4	0	0,0	339	54,2	0	0,0	NE		NE	NE	NE		NE	NE	NE	NE	NE	NE	NE	NE	NE	NE	NE	NE
Ear and labyrinth disorders	Ear congestion	Asia Pacific (inc. Australia)	69	10,9	0	0,0	68	10,9	1	1,5		Quasi-complete separation of data points detected.				WARNING: The relative Hessian convergence criterion of 12.210741153 is greater than the limit of 0.0001. The convergence is questionable.			0,00	Algorithm converged.	0,00	NE	0,3138		>999,99	Algorithm converged.	0,00	NE
Ear and labyrinth disorders	Ear pain	Europe	219	34,7	0	0,0	218	34,8	0	0,0	NE		NE	NE	NE		NE	NE	NE	NE	NE	NE	NE	NE	NE	NE	NE	NE
Ear and labyrinth disorders	Ear pain	America	344	54,4	1	0,3	339	54,2	0	0,0		Quasi-complete separation of data points detected.				WARNING: Negative of Hessian not positive definite.			NE	Algorithm converged.	NE	NE	0,3203		NE	Algorithm converged.	NE	NE
Ear and labyrinth disorders	Ear pain	Asia Pacific (inc. Australia)	69	10,9	0	0,0	68	10,9	0	0,0	NE		NE	NE	NE		NE	NE	NE	NE	NE	NE	NE	NE	NE	NE	NE	NE
Ear and labyrinth disorders	Eustachian tube dysfunction	Europe	219	34,7	0	0,0	218	34,8	0	0,0	NE		NE	NE	NE		NE	NE	NE	NE	NE	NE	NE	NE	NE	NE	NE	NE
Ear and labyrinth disorders	Eustachian tube dysfunction	America	344	54,4	1	0,3	339	54,2	0	0,0		Quasi-complete separation of data points detected.				WARNING: Negative of Hessian not positive definite.			NE	Algorithm converged.	NE	NE	0,3209		NE	Algorithm converged.	NE	NE
Ear and labyrinth disorders	Eustachian tube dysfunction	Asia Pacific (inc. Australia)	69	10,9	0	0,0	68	10,9	0	0,0	NE		NE	NE	NE		NE	NE	NE	NE	NE	NE	NE	NE	NE	NE	NE	NE
Ear and labyrinth disorders	Hypoacusis	Europe	219	34,7	0	0,0	218	34,8	2	0,9		Quasi-complete separation of data points detected.				ERROR: Error in computing the link function, its derivatives, or the variance function.			0,00	Algorithm converged.	0,00	NE	0,3159	NE	>999,99	Algorithm converged.	0,00	NE
Ear and labyrinth disorders	Hypoacusis	America	344	54,4	1	0,3	339	54,2	1	0,3	0,99	Convergence criterion (GCONV=1E-8) satisfied.	0,06	15,82	0,000	Algorithm converged.	-0,008	0,008	0,99	Algorithm converged.	0,06	15,69	0,9917		1,01	Algorithm converged.	0,06	16,16
Ear and labyrinth disorders	Hypoacusis	Asia Pacific (inc. Australia)	69	10,9	0	0,0	68	10,9	0	0,0	NE		NE	NE	NE		NE	NE	NE	NE	NE	NE	NE	NE	NE	NE	NE	NE
Ear and labyrinth disorders	Motion sickness	Europe	219	34,7	0	0,0	218	34,8	0	0,0	NE		NE	NE	NE		NE	NE	NE	NE	NE	NE	NE	NE	NE	NE	NE	NE
Ear and labyrinth disorders	Motion sickness	America	344	54,4	0	0,0	339	54,2	1	0,3		Quasi-complete separation of data points detected.				ERROR: The mean parameter is either invalid or at a limit of its range for some observations.			0,00	Algorithm converged.	0,00	NE	0,3138		>999,99	Algorithm converged.	0,00	NE
Ear and labyrinth disorders	Motion sickness	Asia Pacific (inc. Australia)	69	10,9	0	0,0	68	10,9	0	0,0	NE		NE	NE	NE		NE	NE	NE	NE	NE	NE	NE		NE	NE	NE	NE
Ear and labyrinth disorders	Sudden hearing loss	Europe	219	34,7	0	0,0	218	34,8	1	0,5		Quasi-complete separation of data points detected.				ERROR: Error in computing the link function, its derivatives, or the variance function.			0,00	Algorithm converged.	0,00	NE	0,3162	NE	>999,99	Algorithm converged.	0,00	NE
Ear and labyrinth disorders	Sudden hearing loss	America	344	54,4	0	0,0	339	54,2	0	0,0	NE		NE	NE	NE		NE	NE	NE	NE	NE	NE	NE		NE	NE	NE	NE
Ear and labyrinth disorders	Sudden hearing loss	Asia Pacific (inc. Australia)	69	10,9	2	2,9	68	10,9	0	0,0		Quasi-complete separation of data points detected.				ERROR: The mean parameter is either invalid or at a limit of its range for some observations.			NE	Algorithm converged.	NE	NE	0,3188		NE	Algorithm converged.	NE	NE
Ear and labyrinth disorders	Tinnitus	Europe	219	34,7	0	0,0	218	34,8	0	0,0	NE		NE	NE	NE		NE	NE	NE	NE	NE	NE	NE	NE	NE	NE	NE	NE
Ear and labyrinth disorders	Tinnitus	America	344	54,4	1	0,3	339	54,2	1	0,3	0,99	Convergence criterion (GCONV=1E-8) satisfied.	0,06	15,82	0,000	Algorithm converged.	-0,008	0,008	0,99	Algorithm converged.	0,06	15,69	0,9917		1,01	Algorithm converged.	0,06	16,16
Ear and labyrinth disorders	Tinnitus	Asia Pacific (inc. Australia)	69	10,9	0	0,0	68	10,9	0	0,0	NE		NE	NE	NE		NE	NE	NE	NE	NE	NE	NE	NE	NE	NE	NE	NE
Ear and labyrinth disorders	Vertigo	Europe	219	34,7	2	0,9	218	34,8	2	0,9	1,00	Convergence criterion (GCONV=1E-8) satisfied.	0,14	7,13	0,000	Algorithm converged.	-0,018	0,018	1,00	Algorithm converged.	0,14	7,00	0,9863	0,7087	1,00	Algorithm converged.	0,14	7,07
Ear and labyrinth disorders	Vertigo	America	344	54,4	1	0,3	339	54,2	2	0,6	0,49	Convergence criterion (GCONV=1E-8) satisfied.	0,04	5,44	-0,001	Algorithm converged.	-0,013	0,007	0,49	Algorithm converged.	0,04	5,41	0,5546		2,03	Algorithm converged.	0,19	22,28
Ear and labyrinth disorders	Vertigo	Asia Pacific (inc. Australia)	69	10,9	2	2,9	68	10,9	1	1,5	2,00	Convergence criterion (GCONV=1E-8) satisfied.	0,18	22,59	0,014	Algorithm converged.	-0,035	0,063	1,97	Algorithm converged.	0,18	21,23	0,5634		0,51	Algorithm converged.	0,05	5,47
Ear and labyrinth disorders	Vestibular disorder	Europe	219	34,7	1	0,5	218	34,8	0	0,0		Quasi-complete separation of data points detected.				WARNING: Negative of Hessian not positive definite.			NE	Algorithm converged.	NE	NE	0,3184	NE	NE	Algorithm converged.	NE	NE
Ear and labyrinth disorders	Vestibular disorder	America	344	54,4	0	0,0	339	54,2	0	0,0	NE		NE	NE	NE		NE	NE	NE	NE	NE	NE	NE		NE	NE	NE	NE
Ear and labyrinth disorders	Vestibular disorder	Asia Pacific (inc. Australia)	69	10,9	0	0,0	68	10,9	0	0,0	NE		NE	NE	NE		NE	NE	NE	NE	NE	NE	NE	NE	NE	NE	NE	NE
Endocrine disorders		Europe	219	34,7	4	1,8	218	34,8	5	2,3	0,79	Convergence criterion (GCONV=1E-8) satisfied.	0,21	2,99	-0,004	Algorithm converged.	-0,031	0,022	0,85	Algorithm converged.	0,22	2,93	0,7315	0,7568	1,24	Algorithm converged.	0,34	4,64
Endocrine disorders		America	344	54,4	5	1,5	339	54,2	3	0,9	1,65	Convergence criterion (GCONV=1E-8) satisfied.	0,39	6,97	0,006	Algorithm converged.	-0,015	0,022	1,64	Algorithm converged.	0,40	6,82	0,4922		0,61	Algorithm converged.	0,15	2,53
Endocrine disorders		Asia Pacific (inc. Australia)	69	10,9	1	1,4	68	10,9	1	1,5	0,99	Convergence criterion (GCONV=1E-8) satisfied.	0,06	16,09	0,000	Algorithm converged.	-0,040	0,040	0,99	Algorithm converged.	0,06	15,46	0,9917		1,01	Algorithm converged.	0,06	15,92
Endocrine disorders	Autoimmune thyroiditis	Europe	219	34,7	1	0,5	218	34,8	0	0,0		Quasi-complete separation of data points detected.				WARNING: Negative of Hessian not positive definite.			NE	Algorithm converged.	NE	NE	0,3184	NE	NE	Algorithm converged.	NE	NE
Endocrine disorders	Autoimmune thyroiditis	America	344	54,4	0	0,0	339	54,2	0	0,0	NE		NE	NE	NE		NE	NE	NE	NE	NE	NE	NE		NE	NE	NE	NE
Endocrine disorders	Autoimmune thyroiditis	Asia Pacific (inc. Australia)	69	10,9	0	0,0	68	10,9	0	0,0	NE		NE	NE	NE		NE	NE	NE	NE	NE	NE	NE	NE	NE	NE	NE	NE
Endocrine disorders	Goitre	Europe	219	34,7	1	0,5	218	34,8	0	0,0		Quasi-complete separation of data points detected.				WARNING: Negative of Hessian not positive definite.			NE	Algorithm converged.	NE	NE	0,3184	NE	NE	Algorithm converged.	NE	NE
Endocrine disorders	Goitre	America	344	54,4	0	0,0	339	54,2	0	0,0	NE		NE	NE	NE		NE	NE	NE	NE	NE	NE	NE		NE	NE	NE	NE
Endocrine disorders	Goitre	Asia Pacific (inc. Australia)	69	10,9	0	0,0	68	10,9	0	0,0	NE		NE	NE	NE		NE	NE	NE	NE	NE	NE	NE	NE	NE	NE	NE	NE
Endocrine disorders	Hyperparathyroidism	Europe	219	34,7	0	0,0	218	34,8	0	0,0	NE		NE	NE	NE		NE	NE	NE	NE	NE	NE	NE	NE	NE	NE	NE	NE
Endocrine disorders	Hyperparathyroidism	America	344	54,4	1	0,3	339	54,2	0	0,0		Quasi-complete separation of data points detected.				WARNING: Negative of Hessian not positive definite.			NE	Algorithm converged.	NE	NE	0,3209		NE	Algorithm converged.	NE	NE
Endocrine disorders	Hyperparathyroidism	Asia Pacific (inc. Australia)	69	10,9	0	0,0	68	10,9	0	0,0	NE		NE	NE	NE		NE	NE	NE	NE	NE	NE	NE	NE	NE	NE	NE	NE
Endocrine disorders	Hyperplasia adrenal	Europe	219	34,7	0	0,0	218	34,8	0	0,0		Quasi-complete separation of data points detected.				ERROR: Error in computing the link function, its derivatives, or the variance function.			0,00	Algorithm converged.	0,00	NE	0,3162	NE	>999,99	Algorithm converged.	0,00	NE
Endocrine disorders	Hyperplasia adrenal	America	344	54,4	0	0,0	339	54,2	0	0,0	NE		NE	NE	NE		NE	NE	NE	NE	NE	NE	NE		NE	NE	NE	NE
Endocrine disorders	Hyperplasia adrenal	Asia Pacific (inc. Australia)	69	10,9	0	0,0	68	10,9	0	0,0	NE		NE	NE	NE		NE	NE	NE	NE	NE	NE	NE	NE	NE	NE	NE	NE
Endocrine disorders	Hyperthyroidism	Europe	219	34,7	0	0,0	218	34,8	0	0,0		Quasi-complete separation of data points detected.				ERROR: Error in computing the link function, its derivatives, or the variance function.			0,00	Algorithm converged.	0,00	NE	0,3162	NE	>999,99	Algorithm converged.	0,00	NE
Endocrine disorders	Hyperthyroidism	America	344	54,4	0	0,0	339	54,2	1	0,3		Quasi-complete separation of data points detected.				ERROR: The mean parameter is either invalid or at a limit of its range for some observations.			0,00	Algorithm converged.	0,00	NE	0,3138		>999,99	Algorithm converged.	0,00	NE
Endocrine disorders	Hyperthyroidism	Asia Pacific (inc. Australia)	69	10,9	0	0,0	68	10,9	0	0,0	NE		NE	NE	NE		NE	NE	NE	NE	NE	NE	NE	NE	NE	NE	NE	NE
Endocrine disorders	Hypogonadism	Europe	219	34,7	0	0,0	218	34,8	0	0,0	NE		NE	NE	NE		NE	NE	NE	NE	NE	NE	NE	NE	NE	NE	NE	NE
Endocrine disorders	Hypogonadism	America	344	54,4	1	0,3	339	54,2	0	0,0		Quasi-complete separation of data points detected.				WARNING: Negative of Hessian not positive definite.			NE	Algorithm converged.	NE	NE	0,3209		NE	Algorithm converged.	NE	NE
Endocrine disorders	Hypogonadism	Asia Pacific (inc. Australia)	69	10,9	0	0,0	68	10,9	0	0,0	NE		NE	NE	NE		NE	NE	NE	NE	NE	NE	NE	NE	NE	NE	NE	NE
Endocrine disorders	Hypothyroidism	Europe	219	34,7	3	1,4	218	34,8	2	0,9	1,50	Convergence criterion (GCONV=1E-8) satisfied.	0,25	9,06	0,000	Algorithm converged.	-0,015	0,024	1,49	Algorithm converged.	0,25	8,85	0,6549	0,9343	0,67	Algorithm converged.	0,12	3,47
Endocrine disorders	Hypothyroidism	America	344	54,4	3	0,9	339	54,2	3	0,9	0,99	Convergence criterion (GCONV=1E-8) satisfied.	0,20	4,92	0,000	Algorithm converged.	-0,014	0,014	0,99	Algorithm converged.	0,20	4,85	0,9856		1,01	Algorithm converged.	0,21	4,94
Endocrine disorders	Hypothyroidism	Asia Pacific (inc. Australia)	69	10,9	1	1,4	68	10,9	1	1,5	0,99	Convergence criterion (GCONV=1E-8) satisfied.	0,06	16,08	0,000	Algorithm converged.	-0,040	0,040	0,99	Algorithm converged.	0,06	15,46	0,9917		1,01	Algorithm converged.	0,06	15,92
Endocrine disorders	Primary hyperaldosteronism	Europe	219	34,7	0	0,0	218	34,8	0	0,0		Quasi-complete separation of data points detected.				ERROR: Error in computing the link function, its derivatives, or the variance function.			0,00	Algorithm converged.	0,00	NE	0,3162	NE	>999,99	Algorithm converged.	0,00	NE
Endocrine disorders	Primary hyperaldosteronism	America	344	54,4	0	0,0	339	54,2	0	0,0	NE		NE	NE	NE		NE	NE	NE	NE	NE	NE	NE		NE	NE	NE	NE
Endocrine disorders	Primary hyperaldosteronism	Asia Pacific (inc. Australia)	69	10,9	0	0,0	68	10,9	0	0,0	NE		NE	NE	NE		NE	NE	NE	NE	NE	NE	NE	NE	NE	NE	NE	NE
Eye disorders		Europe	219	34,7	109	49,8	218	34,8	104	47,7	1,09	Convergence criterion (GCONV=1E-8) satisfied.	0,75	1,58	0,021	Algorithm converged.	-0,073	0,114	1,04	Algorithm converged.	0,86	1,26	0,6642	0,7246	0,98	Algorithm converged.	0,78	1,14
Eye disorders		America	344	54,4	193	57,8	339	54,2	198	58,4	0,98	Convergence criterion (GCONV=1E-8) satisfied.	0,72	1,52	-0,000	Algorithm converged.	-0,080	0,068	0,98	Algorithm converged.	0,85	1,12	0,8825		1,01	Algorithm converged.	0,89	1,13
Eye disorders		Asia Pacific (inc. Australia)	69	10,9	49	71,0	68	10,9	44	64,7	1,24	Convergence criterion (GCONV=1E-8) satisfied.	0,65	2,74	0,983	Algorithm converged.	-0,093	0,219	1,10	Algorithm converged.	0,87	1,38	0,4308		0,91	Algorithm converged.	0,72	1,13
Eye disorders	Angle closure glaucoma	Europe	219	34,7	0	0,0	218	34,8	0	0,0	NE		NE	NE	NE		NE	NE	NE	NE	NE	NE	NE	NE	NE	NE	NE	NE
Eye disorders	Angle closure glaucoma	America	344	54,4	1	0,3	339	54,2	1	0,3	0,99	Convergence criterion (GCONV=1E-8) satisfied.	0,06	15,82	0,000	Algorithm converged.	-0,008	0,008	0,99	Algorithm converged.	0,06	15,69	0,9917		1,01	Algorithm converged.	0,06	16,16
Eye disorders	Angle closure glaucoma	Asia Pacific (inc. Australia)	69	10,9	0	0,0	68	10,9	0	0,0	NE		NE	NE	NE		NE	NE	NE	NE	NE	NE	NE	NE	NE	NE	NE	NE
Eye disorders	Anterior chamber opacity	Europe	219	34,7	0	0,0	218	34,8	1	0,5		Quasi-complete separation of data points detected.				ERROR: Error in computing the link function, its derivatives, or the variance function.			0,00	Algorithm converged.	0,00	NE	0,3162	NE	>999,99	Algorithm converged.	0,00	NE
Eye disorders	Anterior chamber opacity	America	344	54,4	0	0,0	339	54,2	0	0,0	NE		NE	NE	NE		NE	NE	NE	NE	NE	NE	NE		NE	NE	NE	NE
Eye disorders	Anterior chamber opacity	Asia Pacific (inc. Australia)	69	10,9	0	0,0	68	10,9	0	0,0	NE		NE	NE	NE		NE	NE	NE	NE	NE	NE	NE	NE	NE	NE	NE	NE
Eye disorders	Blepharitis	Europe	219	34,7	2	0,9	218	34,8	11	5,0		Convergence criterion (GCONV=1E-8) satisfied.	0,24	43,54	0,018	Algorithm converged.	-0,003	0,040	4,38	Algorithm converged.	0,24	42,26	0,1017	0,0721	0,26	Algorithm converged.	0,24	1,71
Eye disorders	Blepharitis	America	344	54,4	1	0,3	339	54,2	1	0,3	0,59	Convergence criterion (GCONV=1E-8) satisfied.	0,14	2,48	-0,006	Algorithm converged.	-0,022	0,010	0,58	Algorithm converged.	0,14	2,45	0,4644		1,69	Algorithm converged.	0,41	7,02
Eye disorders	Blepharitis	Asia Pacific (inc. Australia)	69	10,9	2	2,9	68	10,9	0	0,0		Quasi-complete separation of data points detected.				ERROR: The mean parameter is either invalid or at a limit of its range for some observations.			NE	Algorithm converged.	NE	NE	0,3158		NE	Algorithm converged.	NE	NE
Eye disorders	Blepharitis allergic	Europe	219	34,7	0	0,0	218	34,8	0	0,0	NE		NE	NE	NE		NE	NE	NE	NE	NE	NE	NE	NE	NE	NE	NE	NE
Eye disorders	Blepharitis allergic	America	344	54,4	0	0,0	339	54,2	0	0,0	NE		NE	NE	NE		NE	NE	NE	NE	NE	NE	NE		NE	NE	NE	NE
Eye disorders	Blepharitis allergic	Asia Pacific (inc. Australia)	69	10,9	1	1,4	68	10,9	0	0,0		Quasi-complete separation of data points detected.				WARNING: The relative Hessian convergence criterion of 11.992173264 is greater than the limit of 0.0001. The convergence is questionable.			NE	Algorithm converged.	NE	NE	0,3208		NE	Algorithm converged.	NE	NE
Eye disorders	Blindness transient	Europe	219	34,7	0	0,0	218	34,8	0	0,0	NE		NE	NE	NE		NE	NE	NE	NE	NE	NE	NE	NE	NE	NE	NE	NE
Eye disorders	Blindness transient	America	344	54,4	0	0,0	339	54,2	1	0,3		Quasi-complete separation of data points detected.				ERROR: The mean parameter is either invalid or at a limit of its range for some observations.			0,00	Algorithm converged.	0,00	NE	0,3138		>999,99	Algorithm converged.	0,00	NE
Eye disorders	Blindness transient	Asia Pacific (inc. Australia)	69	10,9	0	0,0	68	10,9	0	0,0	NE		NE	NE	NE		NE	NE	NE	NE	NE	NE	NE	NE	NE	NE	NE	NE
Eye disorders	Borderline glaucoma	Europe	219	34,7	0	0,0	218	34,8	0	0,0	NE		NE	NE	NE		NE	NE	NE	NE	NE	NE	NE	NE	NE	NE	NE	NE
Eye disorders	Borderline glaucoma	America	344	54,4	4	1,2	339	54,2	3	0,9		Quasi-complete separation of data points detected.				WARNING: Negative of Hessian not positive definite.			NE	Algorithm converged.	NE	NE	0,3446		NE	Algorithm converged.	NE	NE
Eye disorders	Borderline glaucoma	Asia Pacific (inc. Australia)	69	10,9	1	1,4	68	10,9	0	0,0		Quasi-complete separation of data points detected.				WARNING: The relative Hessian convergence criterion of 11.992173265 is greater than the limit of 0.0001. The convergence is questionable.			NE	Algorithm converged.	NE	NE	0,3208		NE	Algorithm converged.	NE	NE
Eye disorders	Cataract	Europe	219	34,7	37	16,9	218	34,8	25	11,5	1,57	Convergence criterion (GCONV=1E-8) satisfied.	0,91	2,71	0,054	Algorithm converged.	-0,011	0,116	1,47	Algorithm converged.	0,92	2,36	0,1264	0,9058	0,68	Algorithm converged.	0,52	1,00
Eye disorders	Cataract	America	344	54,4	63	18,3	339	54,2	57	16,8	1,11	Convergence criterion (GCONV=1E-8) satisfied.	0,75	1,85	0,015	Algorithm converged.	-0,042	0,072	1,05	Algorithm converged.	0,76	1,91	0,6068		0,92	Algorithm converged.	0,66	1,23
Eye disorders	Cataract	Asia Pacific (inc. Australia)	69	10,9	12	17,4	68	10,9	15	22,1	0,74	Convergence criterion (GCONV=1E-8) satisfied.	0,32	1,73	-0,047	Algorithm converged.	-0,180	0,086	0,78	Algorithm converged.	0,40	1,56	0,4939		1,27	Algorithm converged.	0,84	2,91
Eye disorders	Cataract cortical	Europe	219	34,7	0	0,0	218	34,8	0	0,0	NE		NE	NE	NE		NE	NE	NE	NE	NE	NE	NE	NE	NE	NE	NE	NE
Eye disorders	Cataract cortical	America	344	54,4	3	0,9	339	54,2	6	1,8	0,49	Convergence criterion (GCONV=1E-8) satisfied.	0,12	1,97	-0,009	Algorithm converged.	-0,026	0,008	0,49	Algorithm converged.	0,12	1,95	0,3038		2,03	Algorithm converged.	0,31	8,03
Eye disorders	Cataract cortical	Asia Pacific (inc. Australia)	69	10,9	0	0,0	68	10,9	0	0,0	NE		NE	NE	NE		NE	NE	NE	NE	NE	NE	NE	NE	NE	NE

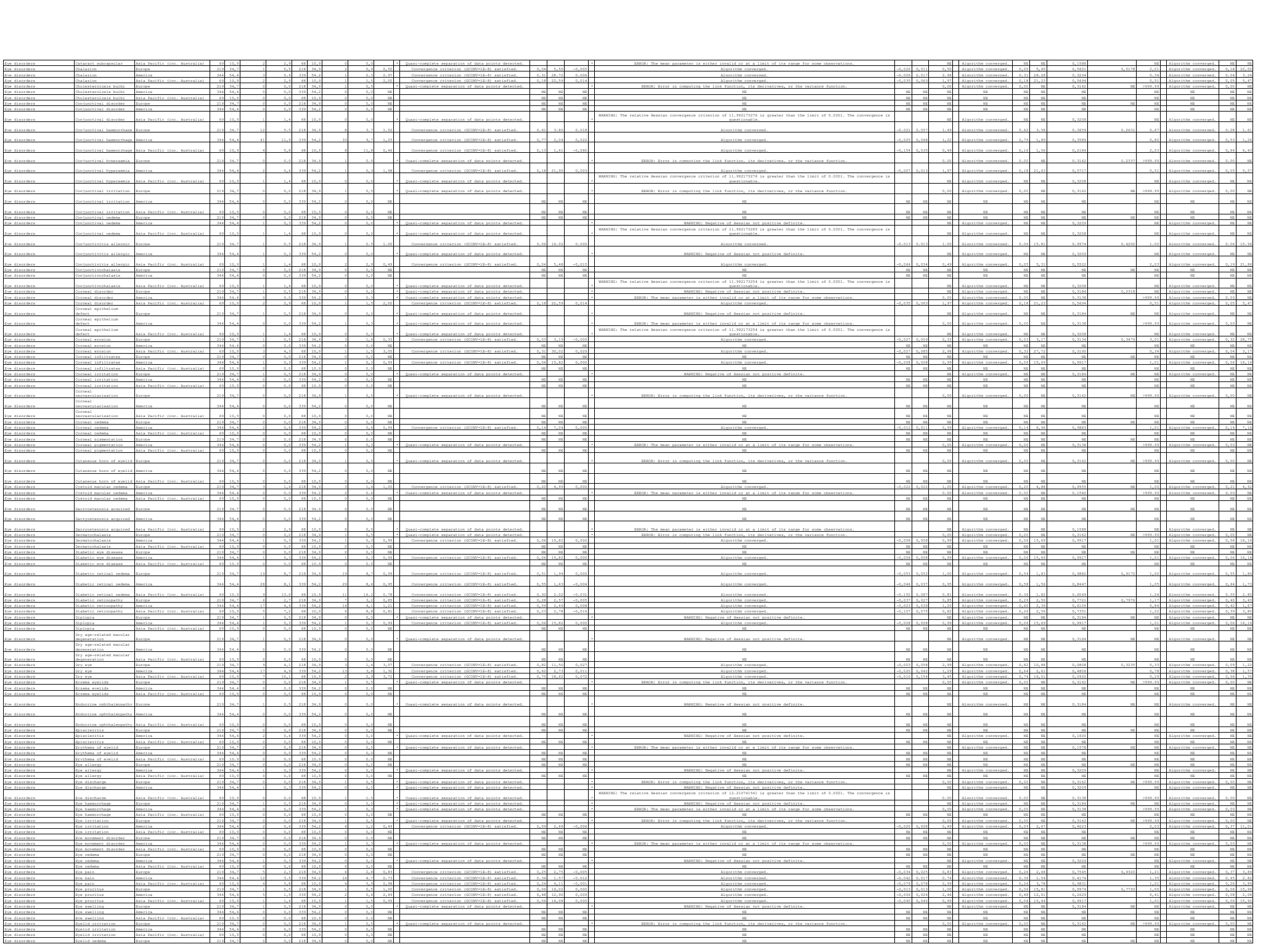

| | | |



| | | |

| | | |

| | | |

| | | |

| | | |

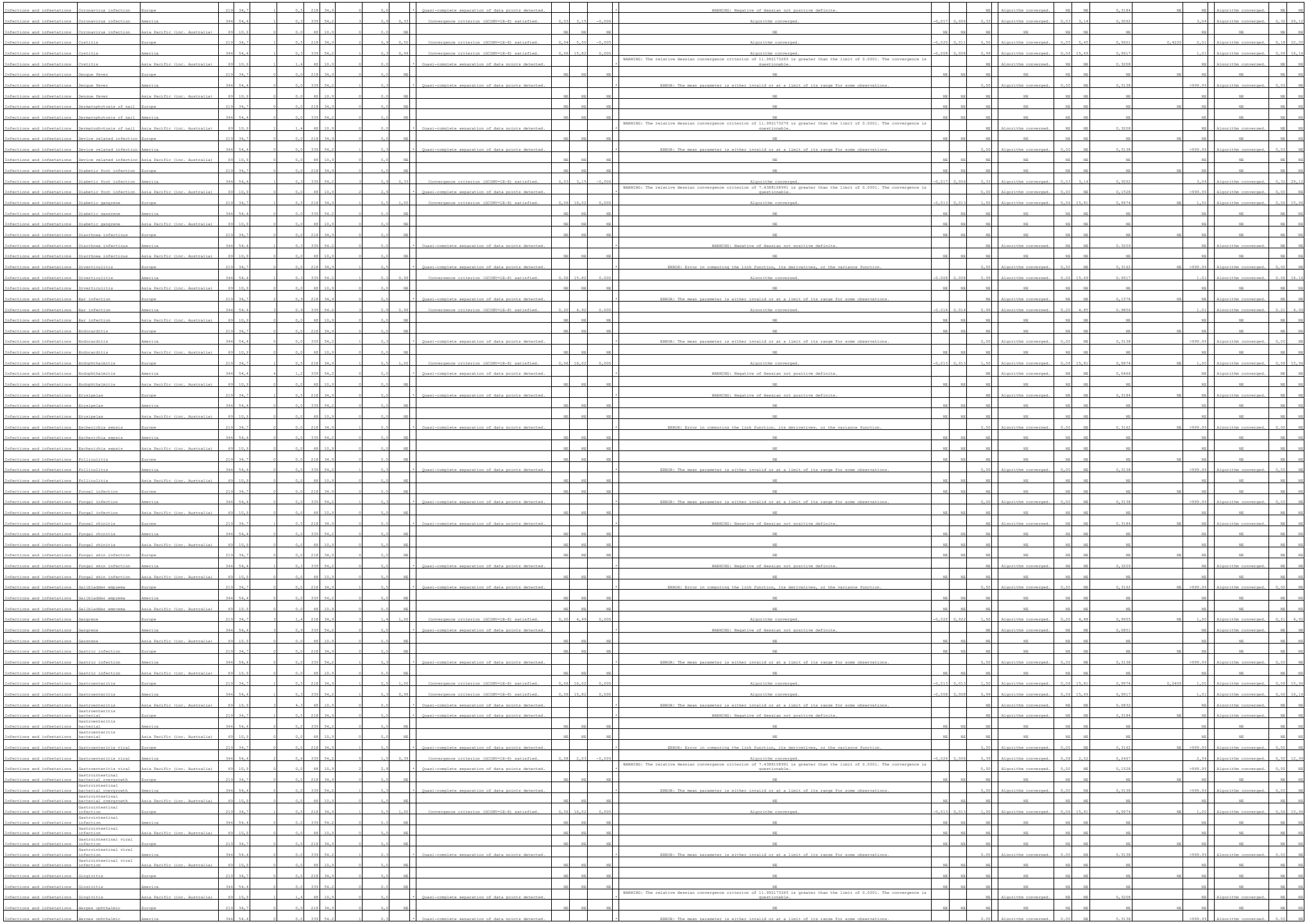

Infections and infestations	Herpes ophthalmic	Asia Pacific (inc. Australia)	69	10,9	0	0,0	68	10,9	0	0,0	NE		NE	NE	NE	NE		NE	NE	NE	NE	NE	NE	NE		NE	NE	NE	NE		NE	NE	NE	NE	NE	NE
Infections and infestations	Herpes pharyngitis	Europe	219	34,7	1	0,5	218	34,9	0	0,0	NE	Quasi-complete separation of data points detected.				NE	WARNING: Negative of Hessian not positive definite.			NE	Algorithm converged.	NE	NE	0,3184		NE	NE	Algorithm converged.	NE	NE							
Infections and infestations	Herpes pharyngitis	America	344	54,4	0	0,0	339	54,2	0	0,0	NE		NE	NE	NE	NE		NE	NE	NE	NE	NE	NE	NE		NE	NE	NE	NE						
Infections and infestations	Herpes pharyngitis	Asia Pacific (inc. Australia)	69	10,9	0	0,0	68	10,9	0	0,0	NE		NE	NE	NE	NE		NE	NE	NE	NE	NE	NE	NE		NE	NE	NE	NE						
Infections and infestations	Herpes zoster	Europe	219	34,9	1	0,5	218	34,9	1	0,5	1,00	Convergence criterion (GCONV=1E-8) satisfied.	0,06	16,02	0,000	Algorithm converged.		-0,013	0,013	1,00	Algorithm converged.	0,06	15,81	0,9974	0,4152	1,00	Algorithm converged.	0,06	15,84						
Infections and infestations	Herpes zoster	America	344	54,4	4	1,7	339	54,2	2	0,6	2,99	Convergence criterion (GCONV=1E-8) satisfied.	0,65	14,92	0,012	Algorithm converged.		-0,005	0,028	2,96	Algorithm converged.	0,63	14,54	0,1613		0,34	Algorithm converged.	0,07	1,68						
Infections and infestations	Herpes zoster	Asia Pacific (inc. Australia)	69	10,9	1	1,4	68	10,9	2	2,9	0,49	Convergence criterion (GCONV=1E-8) satisfied.	0,04	5,48	-0,015	Algorithm converged.		-0,044	0,024	0,43	Algorithm converged.	0,05	5,31	0,5522		2,03	Algorithm converged.	0,13	21,84						
Infections and infestations	Herpes zoster otticus	Europe	219	34,7	0	0,0	218	34,9	0	0,0	NE		NE	NE	NE	NE		NE	NE	NE	NE	NE	NE	NE	NE	NE	NE	NE	NE						
Infections and infestations	Herpes zoster otticus	America	344	54,4	0	0,0	339	54,2	1	0,3	Quasi-complete separation of data points detected.					ERROR: The mean parameter is either invalid or at a limit of its range for some observations.				0,00	Algorithm converged.	0,00	NE	0,3138		>999,99	Algorithm converged.	0,00	NE						
Infections and infestations	Herpes zoster otticus	Asia Pacific (inc. Australia)	69	10,9	0	0,0	68	10,9	0	0,0	NE		NE	NE	NE	NE		NE	NE	NE	NE	NE	NE	NE		NE	NE	NE	NE						
Infections and infestations	Hordeolum	Europe	219	34,7	2	0,9	218	34,9	2	0,9	1,00	Convergence criterion (GCONV=1E-8) satisfied.	0,14	7,13	0,000	Algorithm converged.		-0,018	0,018	1,00	Algorithm converged.	0,14	7,00	0,9943	0,6086	1,00	Algorithm converged.	0,14	7,07						
Infections and infestations	Hordeolum	America	344	54,4	2	0,6	339	54,2	7	2,1	0,28	Convergence criterion (GCONV=1E-8) satisfied.	0,06	1,35	-0,015	Algorithm converged.		-0,032	0,002	0,28	Algorithm converged.	0,06	1,35	0,0836		3,55	Algorithm converged.	0,74	16,87						
Infections and infestations	Hordeolum	Asia Pacific (inc. Australia)	69	10,9	0	0,0	68	10,9	0	0,0	NE		NE	NE	NE	NE		NE	NE	NE	NE	NE	NE	NE		NE	NE	NE	NE						
Infections and infestations	Infected cyst	Europe	219	34,7	0	0,0	218	34,9	0	0,0	Quasi-complete separation of data points detected.					ERROR: Error in computing the link function, its derivatives, or the variance function.				0,00	Algorithm converged.	0,00	NE	0,3162	NE	>999,99	Algorithm converged.	0,00	NE						
Infections and infestations	Infected cyst	America	344	54,4	2	0,6	339	54,2	0	0,0	Quasi-complete separation of data points detected.					WARNING: Negative of Hessian not positive definite.				NE	Algorithm converged.	NE	NE	0,1600		NE	Algorithm converged.	NE	NE						
Infections and infestations	Infected cyst	Asia Pacific (inc. Australia)	69	10,9	0	0,0	68	10,9	0	0,0	NE		NE	NE	NE	NE		NE	NE	NE	NE	NE	NE	NE		NE	NE	NE	NE						
Infections and infestations	Infected dermal cyst	Europe	219	34,7	0	0,0	218	34,9	0	0,0	NE		NE	NE	NE	NE		NE	NE	NE	NE	NE	NE	NE		NE	NE	NE	NE						
Infections and infestations	Infected dermal cyst	America	344	54,4	0	0,0	339	54,2	0	0,0	NE		NE	NE	NE	NE		NE	NE	NE	NE	NE	NE	NE		NE	NE	NE	NE						
Infections and infestations	Infected dermal cyst	Asia Pacific (inc. Australia)	69	10,9	0	0,0	68	10,9	1	1,5	Quasi-complete separation of data points detected.					WARNING: The relative Hessian convergence criterion of 12.2129741541 is greater than the limit of 0.0001. The convergence is questionable.				0,00	Algorithm converged.	0,00	NE	0,3138		>999,99	Algorithm converged.	0,00	NE						
Infections and infestations	Infected skin ulcer	Europe	219	34,7	0	0,0	218	34,9	0	0,0	NE		NE	NE	NE	NE		NE	NE	NE	NE	NE	NE	NE	NE	NE	NE	NE	NE						
Infections and infestations	Infected skin ulcer	America	344	54,4	1	0,3	339	54,2	0	0,0	Quasi-complete separation of data points detected.					WARNING: Negative of Hessian not positive definite.				NE	Algorithm converged.	NE	NE	0,3209		NE	Algorithm converged.	NE	NE						
Infections and infestations	Infected skin ulcer	Asia Pacific (inc. Australia)	69	10,9	0	0,0	68	10,9	0	0,0	NE		NE	NE	NE	NE		NE	NE	NE	NE	NE	NE	NE		NE	NE	NE	NE						
Infections and infestations	Infective thrombosis	Europe	219	34,7	0	0,0	218	34,9	1	0,5	Quasi-complete separation of data points detected.					ERROR: Error in computing the link function, its derivatives, or the variance function.				0,00	Algorithm converged.	0,00	NE	0,3162	NE	>999,99	Algorithm converged.	0,00	NE						
Infections and infestations	Infective thrombosis	America	344	54,4	0	0,0	339	54,2	0	0,0	NE		NE	NE	NE	NE		NE	NE	NE	NE	NE	NE	NE		NE	NE	NE	NE						
Infections and infestations	Infective thrombosis	Asia Pacific (inc. Australia)	69	10,9	0	0,0	68	10,9	0	0,0	NE		NE	NE	NE	NE		NE	NE	NE	NE	NE	NE	NE		NE	NE	NE	NE						
Infections and infestations	Influenza	Europe	219	34,9	7	3,2	218	34,9	5	2,3	1,41	Convergence criterion (GCONV=1E-8) satisfied.	0,44	4,50	0,098	Algorithm converged.		-0,022	0,040	1,39	Algorithm converged.	0,45	4,32	0,5441	0,1358	0,72	Algorithm converged.	0,23	2,24						
Infections and infestations	Influenza	America	344	54,4	14	4,1	339	54,2	10	2,9	1,40	Convergence criterion (GCONV=1E-8) satisfied.	0,61	3,19	0,011	Algorithm converged.		-0,010	0,039	1,38	Algorithm converged.	0,62	3,06	0,4271		0,72	Algorithm converged.	0,33	1,61						
Infections and infestations	Influenza	Asia Pacific (inc. Australia)	69	10,9	1	1,4	68	10,9	5	7,4	0,18	Convergence criterion (GCONV=1E-8) satisfied.	0,02	1,63	-0,059	Algorithm converged.		-0,127	0,009	0,20	Algorithm converged.	0,02	1,64	0,0925		5,07	Algorithm converged.	0,81	42,30						
Infections and infestations	Intervertebral discitis	Europe	219	34,7	0	0,0	218	34,9	0	0,0	NE		NE	NE	NE	NE		NE	NE	NE	NE	NE	NE	NE	NE	NE	NE	NE	NE						
Infections and infestations	Intervertebral discitis	America	344	54,4	0	0,0	339	54,2	1	0,3	Quasi-complete separation of data points detected.					ERROR: The mean parameter is either invalid or at a limit of its range for some observations.				0,00	Algorithm converged.	0,00	NE	0,3138		>999,99	Algorithm converged.	0,00	NE						
Infections and infestations	Intervertebral discitis	Asia Pacific (inc. Australia)	69	10,9	0	0,0	68	10,9	0	0,0	NE		NE	NE	NE	NE		NE	NE	NE	NE	NE	NE	NE		NE	NE	NE	NE						
Infections and infestations	Keratitis bacterial	Europe	219	34,7	0	0,0	218	34,9	1	0,5	Quasi-complete separation of data points detected.					ERROR: Error in computing the link function, its derivatives, or the variance function.				0,00	Algorithm converged.	0,00	NE	0,3162	NE	>999,99	Algorithm converged.	0,00	NE						
Infections and infestations	Keratitis bacterial	America	344	54,4	0	0,0	339	54,2	0	0,0	NE		NE	NE	NE	NE		NE	NE	NE	NE	NE	NE	NE		NE	NE	NE	NE						
Infections and infestations	Keratitis bacterial	Asia Pacific (inc. Australia)	69	10,9	0	0,0	68	10,9	0	0,0	NE		NE	NE	NE	NE		NE	NE	NE	NE	NE	NE	NE		NE	NE	NE	NE						
Infections and infestations	Keratitis viral	Europe	219	34,7	1	0,5	218	34,9	1	0,5	1,00	Convergence criterion (GCONV=1E-8) satisfied.	0,06	16,02	0,000	Algorithm converged.		-0,013	0,013	1,00	Algorithm converged.	0,06	15,81	0,9974	NE	1,00	Algorithm converged.	0,06	15,84						
Infections and infestations	Keratitis viral	America	344	54,4	0	0,0	339	54,2	0	0,0	NE		NE	NE	NE	NE		NE	NE	NE	NE	NE	NE	NE		NE	NE	NE	NE						
Infections and infestations	Keratitis viral	Asia Pacific (inc. Australia)	69	10,9	0	0,0	68	10,9	0	0,0	NE		NE	NE	NE	NE		NE	NE	NE	NE	NE	NE	NE		NE	NE	NE	NE						
Infections and infestations	Keratouveitis	Europe	219	34,7	0	0,0	218	34,9	0	0,0	NE		NE	NE	NE	NE		NE	NE	NE	NE	NE	NE	NE	NE	NE	NE	NE	NE						
Infections and infestations	Keratouveitis	America	344	54,4	1	0,3	339	54,2	0	0,0	Quasi-complete separation of data points detected.					WARNING: Negative of Hessian not positive definite.				NE	Algorithm converged.	NE	NE	0,3203		NE	Algorithm converged.	NE	NE						
Infections and infestations	Keratouveitis	Asia Pacific (inc. Australia)	69	10,9	0	0,0	68	10,9	0	0,0	NE		NE	NE	NE	NE		NE	NE	NE	NE	NE	NE	NE		NE	NE	NE	NE						
Infections and infestations	Kidney infection	Europe	219	34,7	2	0,9	218	34,9	0	0,0	Quasi-complete separation of data points detected.					ERROR: The mean parameter is either invalid or at a limit of its range for some observations.				NE	Algorithm converged.	NE	NE	0,3178	NE	NE	Algorithm converged.	NE	NE						
Infections and infestations	Kidney infection	America	344	54,4	2	0,6	339	54,2	0	0,0	Quasi-complete separation of data points detected.					WARNING: Negative of Hessian not positive definite.				NE	Algorithm converged.	NE	NE	0,1600		NE	Algorithm converged.	NE	NE						
Infections and infestations	Kidney infection	Asia Pacific (inc. Australia)	69	10,9	0	0,0	68	10,9	0	0,0	NE		NE	NE	NE	NE		NE	NE	NE	NE	NE	NE	NE		NE	NE	NE	NE						
Infections and infestations	Laryngitis	Europe	219	34,7	1	0,5	218	34,9	1	0,5	1,00	Convergence criterion (GCONV=1E-8) satisfied.	0,06	16,02	0,000	Algorithm converged.		-0,013	0,013	1,00	Algorithm converged.	0,06	15,81	0,9974	NE	1,00	Algorithm converged.	0,06	15,84						
Infections and infestations	Laryngitis	America	344	54,4	0	0,0	339	54,2	1	0,3	Quasi-complete separation of data points detected.					ERROR: The mean parameter is either invalid or at a limit of its range for some observations.				0,00	Algorithm converged.	0,00	NE	0,3138		>999,99	Algorithm converged.	0,00	NE						
Infections and infestations	Laryngitis	Asia Pacific (inc. Australia)	69	10,9	0	0,0	68	10,9	0	0,0	NE		NE	NE	NE	NE		NE	NE	NE	NE	NE	NE	NE		NE	NE	NE	NE						
Infections and infestations	Localised infection	Europe	219	34,7	1	0,5	218	34,9	0	0,0	Quasi-complete separation of data points detected.					WARNING: Negative of Hessian not positive definite.				NE	Algorithm converged.	NE	NE	0,3184	0,0430	NE	Algorithm converged.	NE	NE						
Infections and infestations	Localised infection	America	344	54,4	7	2,0	339	54,2	8	2,4	0,86	Convergence criterion (GCONV=1E-8) satisfied.	0,31	2,45	-0,007	Algorithm converged.		-0,025	0,019	0,86	Algorithm converged.	0,32	2,35	0,7722		1,16	Algorithm converged.	0,47	3,16						
Infections and infestations	Localised infection	Asia Pacific (inc. Australia)	69	10,9	0	0,0	68	10,9	4	5,9	Quasi-complete separation of data points detected.					WARNING: The relative Hessian convergence criterion of 4.5041473138 is greater than the limit of 0.0001. The convergence is questionable.				0,00	Algorithm converged.	0,00	NE	0,0416		>999,99	Algorithm converged.	0,00	NE						
Infections and infestations	Lower respiratory tract infection	Europe	219	34,7	0	0,0	218	34,9	3	1,4	0,66	Convergence criterion (GCONV=1E-8) satisfied.	0,11	3,93	-0,005	Algorithm converged.		-0,025	0,015	0,66	Algorithm converged.	0,11	3,93	0,6495	NE	1,51	Algorithm converged.	0,25	8,63						
Infections and infestations	Lower respiratory tract infection	America	344	54,4	0	0,0	339	54,2	1	0,3	Quasi-complete separation of data points detected.					ERROR: The mean parameter is either invalid or at a limit of its range for some observations.				0,00	Algorithm converged.	0,00	NE	0,3138		>999,99	Algorithm converged.	0,00	NE						
Infections and infestations	Lower respiratory tract infection	Asia Pacific (inc. Australia)	69	10,9	0	0,0	68	10,9	0	0,0	NE		NE	NE	NE	NE		NE	NE	NE	NE	NE	NE	NE		NE	NE	NE	NE						
Infections and infestations	Lung abscess	Europe	219	34,7	0	0,0	218	34,9	1	0,5	Quasi-complete separation of data points detected.					ERROR: Error in computing the link function, its derivatives, or the variance function.				0,00	Algorithm converged.	0,00	NE	0,3162	NE	>999,99	Algorithm converged.	0,00	NE						
Infections and infestations	Lung abscess	America	344	54,4	0	0,0	339	54,2	0	0,0	NE		NE	NE	NE	NE		NE	NE	NE	NE	NE	NE	NE		NE	NE	NE	NE						
Infections and infestations	Lung abscess	Asia Pacific (inc. Australia)	69	10,9	0	0,0	68	10,9	0	0,0	NE		NE	NE	NE	NE		NE	NE	NE	NE	NE	NE	NE		NE	NE	NE	NE						
Infections and infestations	Lyme disease	Europe	219	34,7	0	0,0	218	34,9	0	0,0	NE		NE	NE	NE	NE		NE	NE	NE	NE	NE	NE	NE	NE	NE	NE	NE	NE						
Infections and infestations	Lyme disease	America	344	54,4	0	0,0	339	54,2	0	0,0	Quasi-complete separation of data points detected.					WARNING: Negative of Hessian not positive definite.				NE	Algorithm converged.	NE	NE	0,1600		NE	Algorithm converged.	NE	NE						
Infections and infestations	Lyme disease	Asia Pacific (inc. Australia)	69	10,9	0	0,0	68	10,9	0	0,0	NE		NE	NE	NE	NE		NE	NE	NE	NE	NE	NE	NE		NE	NE	NE	NE						
Infections and infestations	Nasal herpes	Europe	219	34,7	1	0,5	218	34,9	0	0,0	Quasi-complete separation of data points detected.					WARNING: Negative of Hessian not positive definite.				NE	Algorithm converged.	NE	NE	0,3184	NE	NE	Algorithm converged.	NE	NE						
Infections and infestations	Nasal herpes	America	344	54,4	0	0,0	339	54,2	0	0,0	NE		NE	NE	NE	NE		NE	NE	NE	NE	NE	NE	NE		NE	NE	NE	NE						
Infections and infestations	Nasal herpes	Asia Pacific (inc. Australia)	69	10,9	0	0,0	68	10,9	0	0,0	NE		NE	NE	NE	NE		NE	NE	NE	NE	NE	NE	NE		NE	NE	NE	NE						
Infections and infestations	Nasopharyngitis	Europe	219	34,7	17	7,8	218	34,9	34	15,6	0,46	Convergence criterion (GCONV=1E-8) satisfied.	0,25	0,84	-0,079	Algorithm converged.		-0,138	-0,019	0,50	Algorithm converged.	0,26	0,86	0,0109	0,3287	2,01	Algorithm converged.	1,16	3,83						
Infections and infestations	Nasopharyngitis	America	344	54,4	23	6,7	339	54,2	30	8,8	0,74	Convergence criterion (GCONV=1E-8) satisfied.	0,42	1,30	-0,026	Algorithm converged.		-0,062	0,018	0,76	Algorithm converged.	0,45	1,27	0,2910		1,32	Algorithm converged.	0,78	2,63						
Infections and infestations	Nasopharyngitis	Asia Pacific (inc. Australia)	69	10,9	5	7,2	68	10,9	4	5,9	1,25	Convergence criterion (GCONV=1E-8) satisfied.	0,32	4,87	0,016	Algorithm converged.		-0,069	0,097	1,23	Algorithm converged.	0,35	4,39	0,7482		0,81	Algorithm converged.	0,23	2,89						
Infections and infestations	Onychomycosis	Europe	219	34,7	0	0,0	218	34,9	0	0,0	NE		NE	NE	NE	NE		NE	NE	NE	NE	NE	NE	NE	NE	NE	NE	NE	NE						
Infections and infestations	Onychomycosis	America	344	54,4	0	0,0	339	54,2	1	0,3	Quasi-complete separation of data points detected.					ERROR: The mean parameter is either invalid or at a limit of its range for some observations.				0,00	Algorithm converged.	0,00	NE	0,3138		>999,99	Algorithm converged.	0,00	NE						
Infections and infestations	Onychomycosis	Asia Pacific (inc. Australia)	69	10,9	0	0,0	68	10,9	0	0,0	NE		NE	NE	NE	NE		NE	NE	NE	NE	NE	NE	NE		NE	NE	NE	NE						
Infections and infestations	Oral candidiasis	Europe	219	34,7	0	0,0	218	34,9	0	0,0	NE		NE	NE	NE	NE		NE	NE	NE	NE	NE	NE	NE	NE	NE	NE	NE	NE						
Infections and infestations	Oral candidiasis	America	344	54,4	0	0,0	339	54,2	1	0,3	Quasi-complete separation of data points detected.					ERROR: The mean parameter is either invalid or at a limit of its range for some observations.				0,00	Algorithm converged.	0,00	NE	0,3138		>999,99	Algorithm converged.	0,00	NE						
Infections and infestations	Oral candidiasis	Asia Pacific (inc. Australia)	69	10,9	0	0,0	68	10,9	0	0,0	NE		NE	NE	NE	NE		NE	NE	NE	NE	NE	NE	NE		NE	NE	NE	NE						
Infections and infestations	Oral herpes	Europe	219	34,7	0	0,0	218	34,9	0	0,0	NE		NE	NE	NE	NE		NE	NE	NE	NE	NE	NE	NE	NE	NE	NE	NE	NE						
Infections and infestations	Oral herpes	America	344	54,4	0	0,0	339	54,2	1	0,3	Quasi-complete separation of data points detected.					ERROR: The mean parameter is either invalid or at a limit of its range for some observations.				0,00	Algorithm converged.	0,00	NE	0,3138		>999,99	Algorithm converged.	0,00	NE						
Infections and infestations	Oral herpes	Asia Pacific (inc. Australia)	69	10,9	0	0,0	68	10,9	0	0,0	NE		NE	NE	NE	NE		NE	NE	NE	NE	NE	NE	NE		NE	NE	NE	NE						
Infections and infestations	Osteomyelitis	Europe	219	34,7	0	0,0	218	34,9	4	1,8	Quasi-complete separation of data points detected.					ERROR: Error in computing the link function, its derivatives, or the variance function.				0,00	Algorithm converged.	0,00	NE	0,0443	NE	>999,99	Algorithm converged.	0,00	NE						
Infections and infestations	Osteomyelitis	America	344	54,4	3	0,9	339	54,2	7	2,1	0,42	Convergence criterion (GCONV=1E-8) satisfied.	0,11	1,63	-0,012	Algorithm converged.		-0,030	0,006	0,42	Algorithm converged.	0,11	1,62	0,1947		2,37	Algorithm converged.	0,62	9,08						
Infections and infestations	Osteomyelitis	Asia Pacific (inc. Australia)	69	10,9	0	0,0	68	10,9	0	0,0	NE		NE	NE	NE	NE		NE	NE	NE	NE	NE	NE	NE		NE	NE	NE	NE						
Infections and infestations	Osteomyelitis acute	Europe	219	34,7	0	0,0	218	34,9	0	0,0	NE		NE	NE	NE	NE		NE	NE	NE	NE	NE	NE	NE	NE	NE	NE	NE	NE						
Infections and infestations	Osteomyelitis acute	America	344	54,4	0	0,0	339	54,2	1	0,3	Quasi-complete separation of data points detected.					ERROR: The mean parameter is either invalid or at a limit of its range for some observations.				0,00	Algorithm converged.	0,00	NE	0,3138		>999,99	Algorithm converged.	0,00	NE						
Infections and infestations	Osteomyelitis acute	Asia Pacific (inc. Australia)	69	10,9	0	0,0	68	10,9	0	0,0	NE		NE	NE	NE	NE		NE	NE	NE	NE	NE	NE	NE		NE	NE	NE	NE						
Infections and infestations	Osteomyelitis bacterial	Europe	219	34,7	0	0,0	218	34,9	0	0,0	NE		NE	NE	NE	NE		NE	NE	NE	NE	NE	NE	NE	NE	NE	NE	NE	NE						
Infections and infestations	Osteomyelitis bacterial	America	344	54,4	1	0,3	339	54,2	0	0,0	Quasi-complete separation of data points detected.					WARNING: Negative of Hessian not positive definite.				NE	Algorithm converged.	NE	NE	0,3203		NE	Algorithm converged.	NE	NE						
Infections and infestations	Osteomyelitis bacterial	Asia Pacific (inc. Australia)	69	10,9	0	0,0	68	10,9	0	0,0	NE		NE	NE	NE	NE		NE	NE	NE	NE	NE	NE	NE		NE	NE	NE	NE						
Infections and infestations	Osteomyelitis chronic	Europe	219	34,7	0	0,0	218	34,9	0	0,0	NE		NE	NE	NE	NE		NE	NE	NE	NE	NE	NE	NE	NE	NE	NE	NE	NE						
Infections and infestations	Osteomyelitis chronic	America	344	54,4	1	0,3	339	54,2	0	0,0	Quasi-complete separation of data points detected.					WARNING: Negative of Hessian not positive definite.				NE	Algorithm converged.	NE	NE	0,3203		NE	Algorithm converged.	NE	NE						
Infections and infestations	Osteomyelitis chronic	Asia Pacific (inc. Australia)	69	10,9	0	0,0	68	10,9	0	0,0	NE		NE	NE	NE	NE		NE	NE	NE	NE	NE	NE	NE		NE	NE	NE	NE						
Infections and infestations	Otitis externa	Europe	219	34,7	0	0,0	218	34,9	0	0,0	NE		NE	NE	NE	NE		NE	NE	NE	NE	NE	NE	NE	NE	NE	NE	NE	NE						

| | | |

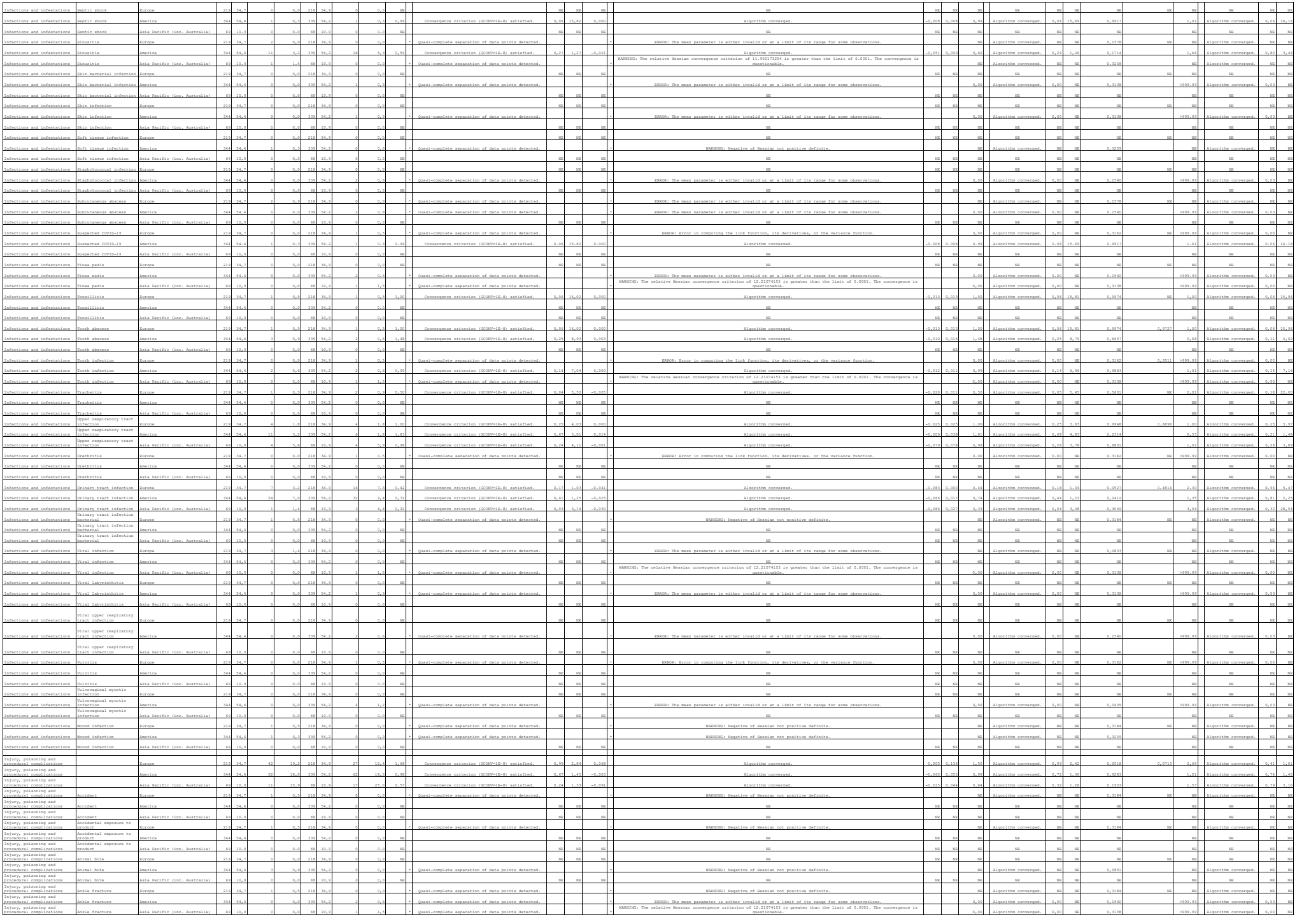

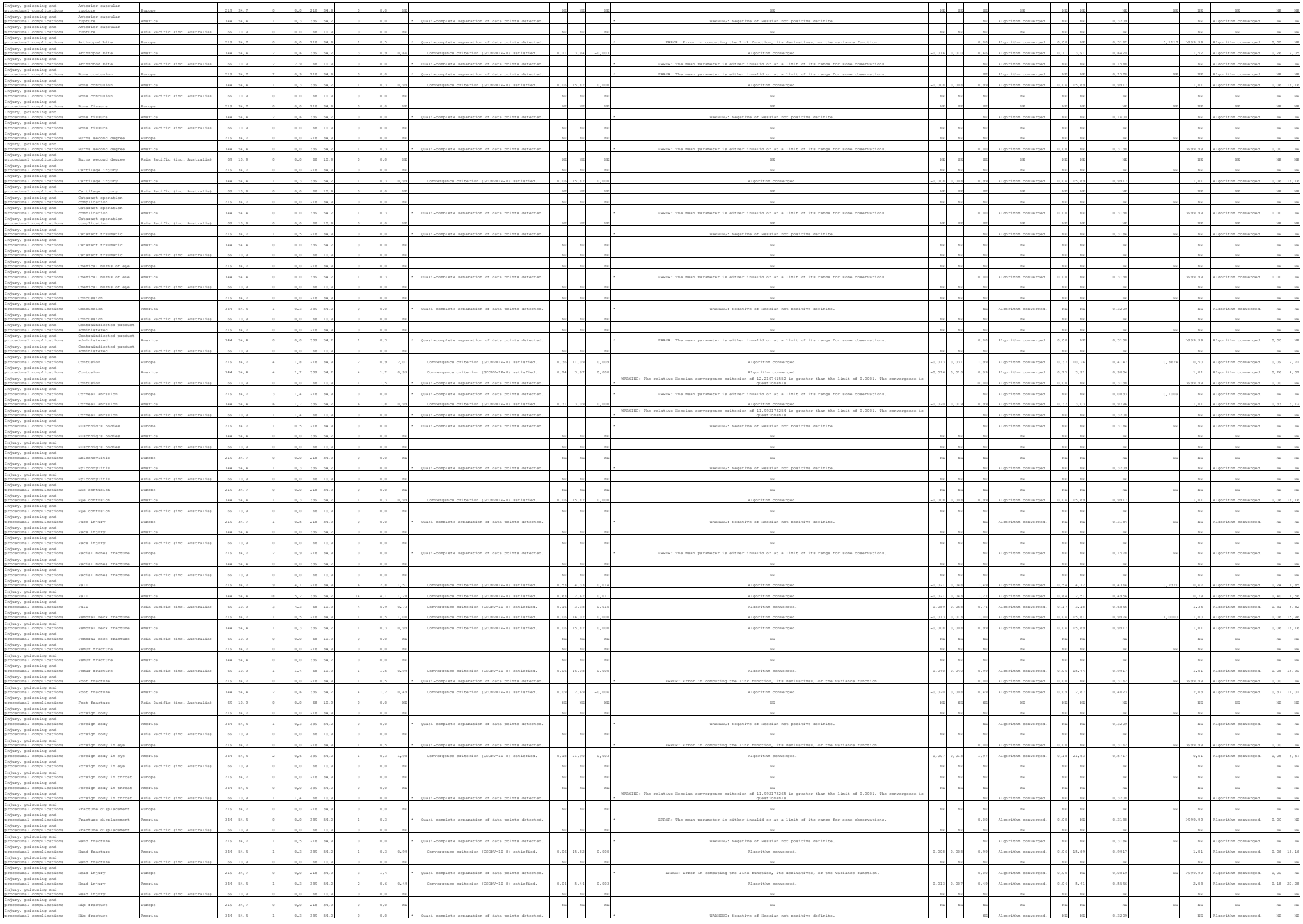

| | | |

| | | |

| | | |

Investigations	Red blood cells urine positive	America	344	54,4	0	0,0	339	54,2	1	0,3		* Quasi-complete separation of data points detected.				* ERROR: The mean parameter is either invalid or at a limit of its range for some observations.			0,00	Algorithm converged.	0,00	NE	0,3138		>999.99	Algorithm converged.	0,00	NE
Investigations	Red blood cells urine positive	Asia Pacific (inc. Australia)	69	10,9	0	0,0	68	10,9	0	0,0	NE		NE	NE	NE		NE	NE	NE	NE	NE	NE	NE		NE	NE	NE	NE	NE	NE	NE	NE	NE
Investigations	Renal function test abnormal	Europe	219	34,7	1	0,5	218	34,9	0	0,0		* Quasi-complete separation of data points detected.				* WARNING: Negative of Hessian not positive definite.			NE	Algorithm converged.	NE	NE	0,3184	NE	NE	Algorithm converged.	NE	NE
Investigations	Renal function test abnormal	America	344	54,4	0	0,0	339	54,2	0	0,0	NE		NE	NE	NE		NE	NE	NE	NE	NE	NE	NE		NE	NE	NE	NE	NE	NE	NE	NE	NE
Investigations	Renal function test abnormal	Asia Pacific (inc. Australia)	69	10,9	0	0,0	68	10,9	0	0,0	NE		NE	NE	NE		NE	NE	NE	NE	NE	NE	NE		NE	NE	NE	NE	NE	NE	NE	NE	NE
Investigations	SARS-CoV-2 test positive	Europe	219	34,7	2	0,9	218	34,9	2	0,9	1,00	Convergence criterion (GCONV=1E-8) satisfied.	0,14	7,13	0,000	Algorithm converged.	-0,018	0,018	1,00	Algorithm converged.	0,14	7,00	0,9943	0,7654	1,00	Algorithm converged.	0,14	7,07
Investigations	SARS-CoV-2 test positive	America	344	54,4	1	0,3	339	54,2	1	0,3	2,97	Convergence criterion (GCONV=1E-8) satisfied.	0,31	28,72	0,000	Algorithm converged.	-0,006	0,017	2,96	Algorithm converged.	0,31	28,28	0,9234		0,34	Algorithm converged.	0,34	3,24
Investigations	SARS-CoV-2 test positive	Asia Pacific (inc. Australia)	69	10,9	0	0,0	68	10,9	0	0,0	NE		NE	NE	NE		NE	NE	NE	NE	NE	NE	NE		NE	NE	NE	NE
Investigations	Scan myocardial perfusion abnormal	Europe	219	34,7	0	0,0	218	34,9	0	0,0	NE		NE	NE	NE		NE	NE	NE	NE	NE	NE	NE	NE	NE	NE	NE	NE
Investigations	Scan myocardial perfusion abnormal	America	344	54,4	1	0,3	339	54,2	0	0,0		* Quasi-complete separation of data points detected.				* WARNING: Negative of Hessian not positive definite.			NE	Algorithm converged.	NE	NE	0,3205		NE	Algorithm converged.	NE	NE
Investigations	Scan myocardial perfusion abnormal	Asia Pacific (inc. Australia)	69	10,9	0	0,0	68	10,9	0	0,0	NE		NE	NE	NE		NE	NE	NE	NE	NE	NE	NE		NE	NE	NE	NE
Investigations	Troponin increased	Europe	219	34,7	0	0,0	218	34,9	0	0,0	NE		NE	NE	NE		NE	NE	NE	NE	NE	NE	NE	NE	NE	NE	NE	NE
Investigations	Troponin increased	America	344	54,4	0	0,0	339	54,2	0	0,0		* Quasi-complete separation of data points detected.				* ERROR: The mean parameter is either invalid or at a limit of its range for some observations.			0,00	Algorithm converged.	0,00	NE	0,0806		>999.99	Algorithm converged.	0,00	NE
Investigations	Troponin increased	Asia Pacific (inc. Australia)	69	10,9	0	0,0	68	10,9	0	0,0	NE		NE	NE	NE		NE	NE	NE	NE	NE	NE	NE		NE	NE	NE	NE
Investigations	Urine analysis abnormal	Europe	219	34,7	0	0,0	218	34,9	0	0,0		* Quasi-complete separation of data points detected.				* ERROR: Error in computing the link function, its derivatives, or the variance function.			0,00	Algorithm converged.	0,00	NE	0,3162	NE	>999.99	Algorithm converged.	0,00	NE
Investigations	Urine analysis abnormal	America	344	54,4	0	0,0	339	54,2	0	0,0	NE		NE	NE	NE		NE	NE	NE	NE	NE	NE	NE		NE	NE	NE	NE
Investigations	Urine analysis abnormal	Asia Pacific (inc. Australia)	69	10,9	0	0,0	68	10,9	0	0,0	NE		NE	NE	NE		NE	NE	NE	NE	NE	NE	NE		NE	NE	NE	NE
Investigations	Urobilinogen urine increased	Europe	219	34,7	0	0,0	218	34,9	0	0,0	NE		NE	NE	NE		NE	NE	NE	NE	NE	NE	NE	NE	NE	NE	NE	NE
Investigations	Urobilinogen urine increased	America	344	54,4	1	0,3	339	54,2	0	0,0		* Quasi-complete separation of data points detected.				* WARNING: Negative of Hessian not positive definite.			NE	Algorithm converged.	NE	NE	0,3205		NE	Algorithm converged.	NE	NE
Investigations	Urobilinogen urine increased	Asia Pacific (inc. Australia)	69	10,9	0	0,0	68	10,9	0	0,0	NE		NE	NE	NE		NE	NE	NE	NE	NE	NE	NE		NE	NE	NE	NE
Investigations	Vital dye staining cornea present	Europe	219	34,7	0	0,0	218	34,9	0	0,0	NE		NE	NE	NE		NE	NE	NE	NE	NE	NE	NE	NE	NE	NE	NE	NE
Investigations	Vital dye staining cornea present	America	344	54,4	1	0,3	339	54,2	2	0,6	0,49	Convergence criterion (GCONV=1E-8) satisfied.	0,04	5,44	-0,003	Algorithm converged.	-0,013	0,007	0,49	Algorithm converged.	0,04	5,43	0,5546		2,03	Algorithm converged.	0,18	22,28
Investigations	Vital dye staining cornea present	Asia Pacific (inc. Australia)	69	10,9	0	0,0	68	10,9	0	0,0	NE		NE	NE	NE		NE	NE	NE	NE	NE	NE	NE		NE	NE	NE	NE
Investigations	Vitamin D decreased	Europe	219	34,7	0	0,0	218	34,9	0	0,0		* Quasi-complete separation of data points detected.				* WARNING: Negative of Hessian not positive definite.			NE	Algorithm converged.	NE	NE	0,3184	NE	NE	Algorithm converged.	NE	NE
Investigations	Vitamin D decreased	America	344	54,4	0	0,0	339	54,2	0	0,0	NE		NE	NE	NE		NE	NE	NE	NE	NE	NE	NE		NE	NE	NE	NE
Investigations	Vitamin D decreased	Asia Pacific (inc. Australia)	69	10,9	0	0,0	68	10,9	0	0,0	NE		NE	NE	NE		NE	NE	NE	NE	NE	NE	NE		NE	NE	NE	NE
Investigations	Weight decreased	Europe	219	34,7	0	0,0	218	34,9	0	0,0	NE		NE	NE	NE		NE	NE	NE	NE	NE	NE	NE	NE	NE	NE	NE	NE
Investigations	Weight decreased	America	344	54,4	0	0,0	339	54,2	1	0,3		* Quasi-complete separation of data points detected.				* ERROR: The mean parameter is either invalid or at a limit of its range for some observations.			0,00	Algorithm converged.	0,00	NE	0,3138		>999.99	Algorithm converged.	0,00	NE
Investigations	Weight decreased	Asia Pacific (inc. Australia)	69	10,9	0	0,0	68	10,9	0	0,0	NE		NE	NE	NE		NE	NE	NE	NE	NE	NE	NE		NE	NE	NE	NE
Investigations	Weight increased	Europe	219	34,7	0	0,0	218	34,9	1	0,5		* Quasi-complete separation of data points detected.				* ERROR: Error in computing the link function, its derivatives, or the variance function.			0,00	Algorithm converged.	0,00	NE	0,3162	NE	>999.99	Algorithm converged.	0,00	NE
Investigations	Weight increased	America	344	54,4	0	0,0	339	54,2	1	0,3		* Quasi-complete separation of data points detected.				* ERROR: The mean parameter is either invalid or at a limit of its range for some observations.			0,00	Algorithm converged.	0,00	NE	0,3138		>999.99	Algorithm converged.	0,00	NE
Investigations	Weight increased	Asia Pacific (inc. Australia)	69	10,9	0	0,0	68	10,9	0	0,0	NE		NE	NE	NE		NE	NE	NE	NE	NE	NE	NE		NE	NE	NE	NE
Investigations	White blood cell count increased	Europe	219	34,9	0	0,0	218	34,9	1	0,5		* Quasi-complete separation of data points detected.				* ERROR: Error in computing the link function, its derivatives, or the variance function.			0,00	Algorithm converged.	0,00	NE	0,3162	NE	>999.99	Algorithm converged.	0,00	NE
Investigations	White blood cell count increased	America	344	54,4	0	0,0	339	54,2	0	0,0	NE		NE	NE	NE		NE	NE	NE	NE	NE	NE	NE		NE	NE	NE	NE
Investigations	White blood cell count increased	Asia Pacific (inc. Australia)	69	10,9	0	0,0	68	10,9	0	0,0	NE		NE	NE	NE		NE	NE	NE	NE	NE	NE	NE		NE	NE	NE	NE
Metabolism and nutrition disorders		Europe	219	34,7	23	13,2	218	34,9	21	9,6	1,43	Convergence criterion (GCONV=1E-8) satisfied.	0,79	2,60	0,036	Algorithm converged.	-0,023	0,096	1,37	Algorithm converged.	0,81	2,33	0,2345	0,5586	0,73	Algorithm converged.	0,43	1,24
Metabolism and nutrition disorders		America	344	54,4	66	19,2	339	54,2	65	19,2	0,98	Convergence criterion (GCONV=1E-8) satisfied.	0,67	1,44	-0,003	Algorithm converged.	-0,062	0,056	0,95	Algorithm converged.	0,73	1,34	0,9234		1,01	Algorithm converged.	0,75	1,35
Metabolism and nutrition disorders		Asia Pacific (inc. Australia)	69	10,9	7	10,1	68	10,9	6	8,8	3,17	Convergence criterion (GCONV=1E-8) satisfied.	0,37	3,67	0,023	Algorithm converged.	-0,085	0,111	1,15	Algorithm converged.	0,41	3,25	0,7926		0,87	Algorithm converged.	0,31	2,46
Metabolism and nutrition disorders	Acidosis	Europe	219	34,7	0	0,0	218	34,9	0	0,0	NE		NE	NE	NE		NE	NE	NE	NE	NE	NE	NE	NE	NE	NE	NE	NE
Metabolism and nutrition disorders	Acidosis	America	344	54,4	0	0,0	339	54,2	1	0,3		* Quasi-complete separation of data points detected.				* ERROR: The mean parameter is either invalid or at a limit of its range for some observations.			0,00	Algorithm converged.	0,00	NE	0,3138		>999.99	Algorithm converged.	0,00	NE
Metabolism and nutrition disorders	Acidosis	Asia Pacific (inc. Australia)	69	10,9	0	0,0	68	10,9	0	0,0	NE		NE	NE	NE		NE	NE	NE	NE	NE	NE	NE		NE	NE	NE	NE
Metabolism and nutrition disorders	Decreased appetite	Europe	219	34,7	1	0,5	218	34,9	0	0,0		* Quasi-complete separation of data points detected.				* WARNING: Negative of Hessian not positive definite.			NE	Algorithm converged.	NE	NE	0,3184	NE	NE	Algorithm converged.	NE	NE
Metabolism and nutrition disorders	Decreased appetite	America	344	54,4	0	0,0	339	54,2	1	0,3		* Quasi-complete separation of data points detected.				* ERROR: The mean parameter is either invalid or at a limit of its range for some observations.			0,00	Algorithm converged.	0,00	NE	0,3138		>999.99	Algorithm converged.	0,00	NE
Metabolism and nutrition disorders	Decreased appetite	Asia Pacific (inc. Australia)	69	10,9	0	0,0	68	10,9	0	0,0	NE		NE	NE	NE		NE	NE	NE	NE	NE	NE	NE		NE	NE	NE	NE
Metabolism and nutrition disorders	Dehydration	Europe	219	34,7	0	0,0	218	34,9	2	0,9		* Quasi-complete separation of data points detected.				* ERROR: Error in computing the link function, its derivatives, or the variance function.			0,00	Algorithm converged.	0,00	NE	0,3159	NE	>999.99	Algorithm converged.	0,00	NE
Metabolism and nutrition disorders	Dehydration	America	344	54,4	4	1,7	339	54,2	4	1,2	1,49	Convergence criterion (GCONV=1E-8) satisfied.	0,42	5,31	0,006	Algorithm converged.	-0,012	0,024	1,48	Algorithm converged.	0,42	5,19	0,5390		0,68	Algorithm converged.	0,19	2,38
Metabolism and nutrition disorders	Dehydration	Asia Pacific (inc. Australia)	69	10,9	0	0,0	68	10,9	0	0,0	NE		NE	NE	NE		NE	NE	NE	NE	NE	NE	NE		NE	NE	NE	NE
Metabolism and nutrition disorders	Diabetes mellitus	Europe	219	34,7	4	1,8	218	34,9	0	0,0		* Quasi-complete separation of data points detected.				* ERROR: Error in computing the link function, its derivatives, or the variance function.			NE	Algorithm converged.	NE	NE	0,5452	0,0549	NE	Algorithm converged.	NE	NE
Metabolism and nutrition disorders	Diabetes mellitus	America	344	54,4	8	2,3	339	54,2	5	1,5	1,59	Convergence criterion (GCONV=1E-8) satisfied.	0,52	4,91	0,009	Algorithm converged.	-0,012	0,029	1,58	Algorithm converged.	0,52	4,77	0,4169		0,63	Algorithm converged.	0,25	1,93
Metabolism and nutrition disorders	Diabetes mellitus	Asia Pacific (inc. Australia)	69	10,9	4	5,8	68	10,9	0	0,0		* Quasi-complete separation of data points detected.				* ERROR: The mean parameter is either invalid or at a limit of its range for some observations.			NE	Algorithm converged.	NE	NE	0,6447		NE	Algorithm converged.	NE	NE
Metabolism and nutrition disorders	Diabetes mellitus inadequate control	Europe	219	34,7	2	0,9	218	34,9	2	0,9	1,00	Convergence criterion (GCONV=1E-8) satisfied.	0,14	7,13	0,000	Algorithm converged.	-0,018	0,018	1,00	Algorithm converged.	0,14	7,00	0,9943	0,5243	1,00	Algorithm converged.	0,14	7,07
Metabolism and nutrition disorders	Diabetes mellitus inadequate control	America	344	54,4	1	0,3	339	54,2	5	1,5	0,19	Convergence criterion (GCONV=1E-8) satisfied.	0,02	1,68	-0,012	Algorithm converged.	-0,026	0,002	0,20	Algorithm converged.	0,02	1,68	0,0975		5,07	Algorithm converged.	0,60	43,20
Metabolism and nutrition disorders	Diabetes mellitus inadequate control	Asia Pacific (inc. Australia)	69	10,9	0	0,0	68	10,9	0	0,0	NE		NE	NE	NE		NE	NE	NE	NE	NE	NE	NE		NE	NE	NE	NE
Metabolism and nutrition disorders	Diabetic endorgan damage	Europe	219	34,7	0	0,0	218	34,9	0	0,0		* Quasi-complete separation of data points detected.				* ERROR: Error in computing the link function, its derivatives, or the variance function.			0,00	Algorithm converged.	0,00	NE	0,3162	NE	>999.99	Algorithm converged.	0,00	NE
Metabolism and nutrition disorders	Diabetic endorgan damage	America	344	54,4	0	0,0	339	54,2	0	0,0	NE		NE	NE	NE		NE	NE	NE	NE	NE	NE	NE		NE	NE	NE	NE
Metabolism and nutrition disorders	Diabetic endorgan damage	Asia Pacific (inc. Australia)	69	10,9	0	0,0	68	10,9	0	0,0	NE		NE	NE	NE		NE	NE	NE	NE	NE	NE	NE		NE	NE	NE	NE
Metabolism and nutrition disorders	Diabetic ketoacidosis	Europe	219	34,7	0	0,0	218	34,9	0	0,0	NE		NE	NE	NE		NE	NE	NE	NE	NE	NE	NE	NE	NE	NE	NE	NE
Metabolism and nutrition disorders	Diabetic ketoacidosis	America	344	54,4	1	0,3	339	54,2	2	0,6	0,49	Convergence criterion (GCONV=1E-8) satisfied.	0,04	5,44	-0,003	Algorithm converged.	-0,013	0,007	0,49	Algorithm converged.	0,04	5,43	0,5546		2,03	Algorithm converged.	0,18	22,28
Metabolism and nutrition disorders	Diabetic ketoacidosis	Asia Pacific (inc. Australia)	69	10,9	1	1,4	68	10,9	0	0,0		* Quasi-complete separation of data points detected.				* WARNING: The relative Hessian convergence criterion of 11.992173265 is greater than the limit of 0.0001. The convergence is questionable.			NE	Algorithm converged.	NE	NE	0,3208		NE	Algorithm converged.	NE	NE
Metabolism and nutrition disorders	Diabetic metabolic decompensation	Europe	219	34,7	2	0,9	218	34,9	1	0,5	2,00	Convergence criterion (GCONV=1E-8) satisfied.	0,18	22,22	0,005	Algorithm converged.	-0,011	0,020	1,95	Algorithm converged.	0,18	21,80	0,5655	NE	0,50	Algorithm converged.	0,01	5,52
Metabolism and nutrition disorders	Diabetic metabolic decompensation	America	344	54,4	1	0,3	339	54,2	0	0,0		* Quasi-complete separation of data points detected.				* WARNING: Negative of Hessian not positive definite.			NE	Algorithm converged.	NE	NE	0,3205		NE	Algorithm converged.	NE	NE
Metabolism and nutrition disorders	Diabetic metabolic decompensation	Asia Pacific (inc. Australia)	69	10,9	0	0,0	68	10,9	0	0,0	NE		NE	NE	NE		NE	NE	NE	NE	NE	NE	NE		NE	NE	NE	NE
Metabolism and nutrition disorders	Dyslipidaemia	Europe	219	34,7	2	0,9	218	34,9	0	0,0		* Quasi-complete separation of data points detected.				* ERROR: The mean parameter is either invalid or at a limit of its range for some observations.			NE	Algorithm converged.	NE	NE	0,1578	0,2895	NE	Algorithm converged.	NE	NE
Metabolism and nutrition disorders	Dyslipidaemia	America	344	54,4	4	1,2	339	54,2	0	0,0		* Quasi-complete separation of data points detected.				* WARNING: Negative of Hessian not positive definite.			NE	Algorithm converged.	NE	NE	0,5466		NE	Algorithm converged.	NE	NE
Metabolism and nutrition disorders	Dyslipidaemia	Asia Pacific (inc. Australia)	69	10,9	2	2,9	68	10,9	1	1,5	2,00	Convergence criterion (GCONV=1E-8) satisfied.	0,18	22,53	0,014	Algorithm converged.	-0,035	0,063	1,97	Algorithm converged.	0,18	21,23	0,5696		0,51	Algorithm converged.	0,05	5,47
Metabolism and nutrition disorders	Failure to thrive	Europe	219	34,7	0	0,0	218	34,9	0	0,0	NE		NE	NE	NE		NE	NE	NE	NE	NE	NE	NE	NE	NE	NE	NE	NE
Metabolism and nutrition disorders	Failure to thrive	America	344	54,4	0	0,0	339	54,2	1	0,3		* Quasi-complete separation of data points detected.				* ERROR: The mean parameter is either invalid or at a limit of its range for some observations.			0,00	Algorithm converged.	0,00	NE	0,3138		>999.99	Algorithm converged.	0,00	NE
Metabolism and nutrition disorders	Failure to thrive	Asia Pacific (inc. Australia)	69	10,9	0	0,0	68	10,9	0	0,0	NE		NE	NE	NE		NE	NE	NE	NE	NE	NE	NE		NE	NE	NE	NE
Metabolism and nutrition disorders	Fluid overload	Europe	219	34,7	0	0,0	218	34,9	0	0,0	NE		NE	NE	NE		NE	NE	NE	NE	NE	NE	NE	NE	NE	NE	NE	NE
Metabolism and nutrition disorders	Fluid overload	America	344	54,4	0	0,0	339	54,2	1	0,3		* Quasi-complete separation of data points detected.				* ERROR: The mean parameter is either invalid or at a limit of its range for some observations.			0,00	Algorithm converged.	0,00	NE	0,3138		>999.99	Algorithm converged.	0,00	NE
Metabolism and nutrition disorders	Fluid overload	Asia Pacific (inc. Australia)	69	10,9	0	0,0	68	10,9	0	0,0	NE		NE	NE	NE		NE	NE	NE	NE	NE	NE	NE		NE	NE	NE	NE
Metabolism and nutrition disorders	Fluid retention	Europe	219	34,9	0	0,0	218	34,9	0	0,0	NE		NE	NE	NE		NE	NE	NE	NE	NE	NE	NE	NE	NE	NE	NE	NE
Metabolism and nutrition disorders	Fluid retention	America	344	54,4	3	0,9	339	54,2	5	1,5	0,59	Convergence criterion (GCONV=1E-8) satisfied.	0,14	2,68	-0,006	Algorithm converged.	-0,022	0,010	0,59	Algorithm converged.	0,14	2,45	0,4644		1,69	Algorithm converged.	0,41	7,02
Metabolism and nutrition disorders	Fluid retention	Asia Pacific (inc. Australia)	69	10,9	0	0,0	68	10,9	0	0,0	NE		NE	NE	NE		NE	NE	NE	NE	NE	NE	NE		NE	NE	NE	NE
Metabolism and nutrition disorders	Folate deficiency	Europe	219	34,7	1	0,5	218	34,9	0	0,0		* Quasi-complete separation of data points detected.				* WARNING: Negative of Hessian not positive definite.			NE	Algorithm converged.	NE	NE	0,3184	NE	NE	Algorithm converged.	NE	NE
Metabolism and nutrition disorders	Folate deficiency	America	344	54,4	0	0,0	339	54,2	0	0,0	NE		NE	NE	NE		NE	NE	NE	NE	NE	NE	NE		NE	NE	NE	NE
Metabolism and nutrition disorders	Folate deficiency	Asia Pacific (inc. Australia)	69	10,9	0	0,0	68	10,9	0	0,0	NE		NE	NE	NE		NE	NE	NE	NE	NE	NE	NE		NE	NE	NE	NE
Metabolism and nutrition disorders	Gout	Europe	219	34,7	2	0,9	218	34,9	4	1,8	0,49	Convergence criterion (GCONV=1E-8) satisfied.	0,09	2,72	-0,009	Algorithm converged.	-0,031	0,013	0,50	Algorithm converged.	0,09	2,69	0,4083	0,3222	2,01	Algorithm converged.	0,37	10,86
Metabolism and nutrition disorders	Gout	America	344	54,4	1	0,3	339	54,2	2	0,6	1,48	Convergence criterion (GCONV=1E-8) satisfied.	0,25	8,93	0,003	Algorithm converged.	-0,010	0,016	1,48	Algorithm converged.	0,25	8,79	0,6457		0,68	Algorithm converged.	0,11	4,02
Metabolism and nutrition disorders	Gout	Asia Pacific (inc. Australia)	69	10,9	1	1,4	68	10,9	0	0,0		* Quasi-complete separation of data points detected.				* WARNING: The relative Hessian convergence criterion of 11.992173265 is greater than the limit of 0.0001. The convergence is questionable.			NE	Algorithm converged.	NE	NE	0,3208		NE	Algorithm converged.	NE	NE
Metabolism and nutrition disorders	Hypercalcaemia	Europe	219	34,7	0	0,0	218	34,9	0	0,0	NE		NE	NE	NE		NE	NE	NE	NE	NE	NE	NE	NE	NE	NE	NE	NE
Metabolism and nutrition disorders	Hypercalcaemia	America	344	54,4	1	0,3	339	54,2	0	0,0		* Quasi-complete separation of data points detected.				* WARNING: Negative of Hessian not positive definite.			NE	Algorithm converged.	NE	NE	0,3205		NE	Algorithm converged.	NE	NE
Metabolism and nutrition disorders	Hypercalcaemia	Asia Pacific (inc. Australia)	69	10,9	0	0,0	68	10,9	0	0,0	NE		NE	NE	NE		NE	NE	NE	NE	NE	NE	NE		NE	NE	NE	NE
Metabolism and nutrition disorders	Hypercholesterolaemia	Europe	219	34,7	4	2,7	218	34,9	3	0,9	3,04	Convergence criterion (GCONV=1E-8) satisfied.	0,61	15,24	0,018	Algorithm converged.	-0,007	0,043	2,99	Algorithm converged.	0,61	14,63	0,1578	0,0527	0,33	Algorithm converged.	0,17	1,64
Metabolism and nutrition disorders	Hypercholesterolaemia	America	344	54,4	4	1,2	339	54,2	13	3,8	6,39	Convergence criterion (GCONV=1E-8) satisfied.	0,12	1,25	-0,018	Algorithm converged.	-0,039	0,003	0,39	Algorithm converged.	0,12	1,24	0,5996		2,54	Algorithm converged.	0,80	8,01
Metabolism and nutrition disorders	Hypercholesterolaemia	Asia Pacific (inc. Australia)	69	10,9	0	0,0	68	10,9	1	1,5		* Quasi-complete separation of data points detected.				* WARNING: The relative Hessian convergence criterion of 12.21074153 is greater than the limit of 0.0001. The convergence is questionable.			0,00	Algorithm converged.	0,00	NE	0,3138		>999.99	Algorithm converged.	0,00	NE
Metabolism and nutrition disorders	Hyperglycaemia	Europe	219	34,7	2	0,9	218	34,9	4	1,8	0,49	Convergence criterion (GCONV=1E-8) satisfied.	0,09	2,72	-0,009	Algorithm converged.	-0,031	0,013	0,50	Algorithm converged.	0,09	2,69	0,4083	0,2749	2,01	Algorithm converged.	0,37	10,86
Metabolism and nutrition disorders	Hyperglycaemia	America	344	54,4	14	4,1	339	54,2	6	1,8	2,35	Convergence criterion (GCONV=1E-8) satisfied.	0,89	6,20	0,023	Algorithm converged.	-0,002	0,048	2,30	Algorithm converged.	0,89	5,91	0,0749		0,43	Algorithm converged.	0,17	1,61
Metabolism and nutrition disorders	Hyperglycaemia	Asia Pacific (inc. Australia)	69	10,9	0	0,0	68	10,9	0	0,0	NE		NE	NE	NE		NE	NE	NE	NE	NE	NE	NE		NE	NE	NE	NE
Metabolism and nutrition disorders	Hyperkalaemia	Europe	219	34,7	0	0,0	218	34,9	0	0,0	NE		NE	NE	NE		NE	NE	NE	NE	NE	NE	NE	NE	NE	NE	NE	NE
Metabolism and nutrition disorders	Hyperkalaemia	America	344	54,4	4	1,2	339	54,2	5	1,5	0,79	Convergence criterion (GCONV=1E-8) satisfied.	0,21	2,95	-0,003	Algorithm converged.	-0,020	0,014	0,79	Algorithm converged.	0,21	2,91	0,7208		1,27	Algorithm converged.	0,34	4,68

| | | |

| | | |

| | | |

| | | |

| | | |

| | | |

Neoplasms benign, malignant and unspecified (incl cysts and polyps)	Tumour thrombosis	Europe	219	34,7	1	0,5	218	34,9	0	0,0	NE	Quasi-complete separation of data points detected.				WARNING: Negative of Hessian not positive definite.				Algorithm converged.	NE	NE	0,3184	NE	NE	Algorithm converged.	NE	NE
Neoplasms benign, malignant and unspecified (incl cysts and polyps)	Tumour thrombosis	America	344	54,6	0	0,0	339	54,2	0	0,0	NE		NE	NE	NE	NE	NE	NE	NE	NE	NE	NE	NE	NE	NE	NE	NE	NE	NE	NE	NE	NE	NE
Neoplasms benign, malignant and unspecified (incl cysts and polyps)	Tumour thrombosis	Asia Pacific (Inc. Australia)	69	10,9	0	0,0	68	10,9	0	0,0	NE		NE	NE	NE	NE	NE	NE	NE	NE	NE	NE	NE	NE	NE	NE	NE	NE	NE	NE	NE	NE	NE
Neoplasms benign, malignant and unspecified (incl cysts and polyps)	Uterine leiomyoma	Europe	219	34,7	0	0,0	218	34,9	0	0,0	NE		NE	NE	NE	NE	NE	NE	NE	NE	NE	NE	NE	NE	NE	NE	NE	NE	NE	NE	NE	NE	NE
Neoplasms benign, malignant and unspecified (incl cysts and polyps)	Uterine leiomyoma	America	344	54,4	1	0,3	339	54,2	1	0,3	0,99	Convergence criterion (GCONV=1E-8) satisfied.	0,06	15,82	0,000	Algorithm converged.	-0,008	0,008	0,95	Algorithm converged.	0,06	15,80	0,9917	1,01	Algorithm converged.	0,06	16,16
Neoplasms benign, malignant and unspecified (incl cysts and polyps)	Uterine leiomyoma	Asia Pacific (Inc. Australia)	69	10,9	1	1,4	68	10,9	0	0,0		Quasi-complete separation of data points detected.				WARNING: The relative Hessian convergence criterion of 11.992173265 is greater than the limit of 0.0001. The convergence is questionable.			NE	Algorithm converged.	NE	NE	0,3208	NE	NE	Algorithm converged.	NE	NE
Nervous system disorders		Europe	219	34,7	37	16,9	218	34,9	32	14,7	1,18	Convergence criterion (GCONV=1E-8) satisfied.	0,71	1,58	0,000	Algorithm converged.	-0,046	0,090	1,15	Algorithm converged.	0,79	1,76	0,5258	0,8221	0,87	Algorithm converged.	0,56	1,34
Nervous system disorders		America	344	54,6	57	16,6	339	54,2	54	16,5	1,00	Convergence criterion (GCONV=1E-8) satisfied.	0,67	1,50	0,001	Algorithm converged.	-0,055	0,056	1,00	Algorithm converged.	0,72	1,40	0,9856	1,00	Algorithm converged.	0,71	1,45
Nervous system disorders		Asia Pacific (Inc. Australia)	69	10,9	10	14,5	68	10,9	11	16,2	0,88	Convergence criterion (GCONV=1E-8) satisfied.	0,35	2,23	-0,017	Algorithm converged.	-0,137	0,104	0,90	Algorithm converged.	0,41	1,97	0,7832	1,12	Algorithm converged.	0,51	2,45
Nervous system disorders	Acoustic neuritis	Europe	219	34,7	0	0,0	218	34,9	0	0,0	NE		NE	NE	NE		NE	NE	NE	NE	NE	NE	NE	NE	NE	NE	NE	NE	NE	NE	NE	NE	NE
Nervous system disorders	Acoustic neuritis	America	344	54,6	1	0,3	339	54,2	0	0,0	NE	Quasi-complete separation of data points detected.				WARNING: Negative of Hessian not positive definite.				Algorithm converged.	NE	NE	0,3209	NE	NE	Algorithm converged.	NE	NE
Nervous system disorders	Acoustic neuritis	Asia Pacific (Inc. Australia)	69	10,9	0	0,0	68	10,9	0	0,0	NE		NE	NE	NE	NE	NE	NE	NE	NE	NE	NE	NE	NE	NE	NE	NE	NE	NE	NE	NE	NE	NE
Nervous system disorders	Altered state of consciousness	Europe	219	34,7	1	0,5	218	34,9	0	0,0		Quasi-complete separation of data points detected.				WARNING: Negative of Hessian not positive definite.			NE	Algorithm converged.	NE	NE	0,3184	NE	NE	Algorithm converged.	NE	NE
Nervous system disorders	Altered state of consciousness	America	344	54,6	0	0,0	339	54,2	0	0,0	NE		NE	NE	NE	NE	NE	NE	NE	NE	NE	NE	NE	NE	NE	NE	NE	NE	NE	NE	NE	NE	NE
Nervous system disorders	Altered state of consciousness	Asia Pacific (Inc. Australia)	69	10,9	0	0,0	68	10,9	0	0,0	NE		NE	NE	NE	NE	NE	NE	NE	NE	NE	NE	NE	NE	NE	NE	NE	NE	NE	NE	NE	NE	NE
Nervous system disorders	Amnesia	Europe	219	34,7	0	0,0	218	34,9	0	0,0		Quasi-complete separation of data points detected.				ERROR: Error in computing the link function, its derivatives, or the variance function.			0,00	Algorithm converged.	0,00	NE	9999,99	Algorithm converged.	0,00	NE
Nervous system disorders	Amnesia	America	344	54,6	0	0,0	339	54,2	0	0,0		Quasi-complete separation of data points detected.				WARNING: Negative of Hessian not positive definite.			NE	Algorithm converged.	NE	NE	0,3208	NE	NE	Algorithm converged.	NE	NE
Nervous system disorders	Amnesia	Asia Pacific (Inc. Australia)	69	10,9	0	0,0	68	10,9	0	0,0	NE		NE	NE	NE	NE	NE	NE	NE	NE	NE	NE	NE	NE	NE	NE	NE	NE	NE	NE	NE	NE	NE
Nervous system disorders	Balance disorder	Europe	219	34,7	1	0,5	218	34,9	0	0,0		Quasi-complete separation of data points detected.				WARNING: Negative of Hessian not positive definite.			NE	Algorithm converged.	NE	NE	0,3184	NE	NE	Algorithm converged.	NE	NE
Nervous system disorders	Balance disorder	America	344	54,6	1	0,3	339	54,2	0	0,0		Quasi-complete separation of data points detected.				ERROR: The mean parameter is either invalid or at a limit of its range for some observations.			0,00	Algorithm converged.	0,00	NE	9999,99	Algorithm converged.	0,00	NE
Nervous system disorders	Balance disorder	Asia Pacific (Inc. Australia)	69	10,9	0	0,0	68	10,9	0	0,0	NE		NE	NE	NE	NE	NE	NE	NE	NE	NE	NE	NE	NE	NE	NE	NE	NE	NE	NE	NE	NE	NE
Nervous system disorders	Bell's palsy	Europe	219	34,7	0	0,0	218	34,9	0	0,0	NE		NE	NE	NE	NE	NE	NE	NE	NE	NE	NE	NE	NE	NE	NE	NE	NE	NE	NE	NE	NE	NE
Nervous system disorders	Bell's palsy	America	344	54,6	0	0,0	339	54,2	0	0,0	NE	Quasi-complete separation of data points detected.				WARNING: Negative of Hessian not positive definite.			NE	Algorithm converged.	NE	NE	0,3208	NE	NE	Algorithm converged.	NE	NE
Nervous system disorders	Bell's palsy	Asia Pacific (Inc. Australia)	69	10,9	0	0,0	68	10,9	0	0,0	NE		NE	NE	NE	NE	NE	NE	NE	NE	NE	NE	NE	NE	NE	NE	NE	NE	NE	NE	NE	NE	NE
Nervous system disorders	Burning sensation	Europe	219	34,7	1	0,5	218	34,9	0	0,0		Quasi-complete separation of data points detected.				WARNING: Negative of Hessian not positive definite.			NE	Algorithm converged.	NE	NE	0,3184	NE	NE	Algorithm converged.	NE	NE
Nervous system disorders	Burning sensation	America	344	54,6	1	0,3	339	54,2	0	0,0		Quasi-complete separation of data points detected.				WARNING: Negative of Hessian not positive definite.			NE	Algorithm converged.	NE	NE	0,3209	NE	NE	Algorithm converged.	NE	NE
Nervous system disorders	Burning sensation	Asia Pacific (Inc. Australia)	69	10,9	0	0,0	68	10,9	0	0,0	NE		NE	NE	NE	NE	NE	NE	NE	NE	NE	NE	NE	NE	NE	NE	NE	NE	NE	NE	NE	NE	NE
Nervous system disorders	Carotid arteriosclerosis	Europe	219	34,7	1	0,5	218	34,9	0	0,0		Quasi-complete separation of data points detected.				WARNING: Negative of Hessian not positive definite.			NE	Algorithm converged.	NE	NE	0,3184	NE	NE	Algorithm converged.	NE	NE
Nervous system disorders	Carotid arteriosclerosis	America	344	54,6	2	0,6	339	54,2	1	0,3	1,98	Convergence criterion (GCONV=1E-8) satisfied.	0,18	21,90	0,003	Algorithm converged.	-0,007	0,013	1,97	Algorithm converged.	0,18	21,83	0,9717	0,51	Algorithm converged.	0,01	3,27
Nervous system disorders	Carotid arteriosclerosis	Asia Pacific (Inc. Australia)	69	10,9	0	0,0	68	10,9	0	0,0	NE		NE	NE	NE	NE	NE	NE	NE	NE	NE	NE	NE	NE	NE	NE	NE	NE	NE	NE	NE	NE	NE
Nervous system disorders	Carotid artery occlusion	Europe	219	34,7	0	0,0	218	34,9	0	0,0	NE		NE	NE	NE	NE	NE	NE	NE	NE	NE	NE	NE	NE	NE	NE	NE	NE	NE	NE	NE	NE	NE
Nervous system disorders	Carotid artery occlusion	America	344	54,6	1	0,3	339	54,2	1	0,3	0,99	Convergence criterion (GCONV=1E-8) satisfied.	0,06	15,82	0,000	Algorithm converged.	-0,008	0,008	0,95	Algorithm converged.	0,06	15,80	0,9917	1,01	Algorithm converged.	0,06	16,16
Nervous system disorders	Carotid artery occlusion	Asia Pacific (Inc. Australia)	69	10,9	0	0,0	68	10,9	0	0,0	NE		NE	NE	NE	NE	NE	NE	NE	NE	NE	NE	NE	NE	NE	NE	NE	NE	NE	NE	NE	NE	NE
Nervous system disorders	Carotid artery stenosis	Europe	219	34,7	1	0,5	218	34,9	1	0,5	1,00	Convergence criterion (GCONV=1E-8) satisfied.	0,06	16,02	0,000	Algorithm converged.	-0,013	0,013	1,00	Algorithm converged.	0,06	15,91	0,9976	1,00	Algorithm converged.	0,06	15,94
Nervous system disorders	Carotid artery stenosis	America	344	54,6	0	0,0	339	54,2	0	0,0	NE		NE	NE	NE	NE	NE	NE	NE	NE	NE	NE	NE	NE	NE	NE	NE	NE	NE	NE	NE	NE	NE
Nervous system disorders	Carotid artery stenosis	Asia Pacific (Inc. Australia)	69	10,9	0	0,0	68	10,9	0	0,0	NE		NE	NE	NE	NE	NE	NE	NE	NE	NE	NE	NE	NE	NE	NE	NE	NE	NE	NE	NE	NE	NE
Nervous system disorders	Carpal tunnel syndrome	Europe	219	34,7	0	0,0	218	34,9	0	0,0		Quasi-complete separation of data points detected.				ERROR: Error in computing the link function, its derivatives, or the variance function.			0,00	Algorithm converged.	0,00	NE	9999,99	Algorithm converged.	0,00	NE
Nervous system disorders	Carpal tunnel syndrome	America	344	54,6	1	0,3	339	54,2	1	0,3	0,99	Convergence criterion (GCONV=1E-8) satisfied.	0,06	15,82	0,000	Algorithm converged.	-0,008	0,008	0,95	Algorithm converged.	0,06	15,80	0,9917	1,01	Algorithm converged.	0,06	16,16
Nervous system disorders	Carpal tunnel syndrome	Asia Pacific (Inc. Australia)	69	10,9	0	0,0	68	10,9	0	0,0	NE		NE	NE	NE	NE	NE	NE	NE	NE	NE	NE	NE	NE	NE	NE	NE	NE	NE	NE	NE	NE	NE
Nervous system disorders	Cerebral haemorrhage	Europe	219	34,7	0	0,0	218	34,9	0	0,0		Quasi-complete separation of data points detected.				WARNING: Negative of Hessian not positive definite.			NE	Algorithm converged.	NE	NE	0,3184	NE	NE	Algorithm converged.	NE	NE
Nervous system disorders	Cerebral haemorrhage	America	344	54,6	0	0,0	339	54,2	0	0,0	NE		NE	NE	NE	NE	NE	NE	NE	NE	NE	NE	NE	NE	NE	NE	NE	NE	NE	NE	NE	NE	NE
Nervous system disorders	Cerebral haemorrhage	Asia Pacific (Inc. Australia)	69	10,9	0	0,0	68	10,9	0	0,0	NE		NE	NE	NE	NE	NE	NE	NE	NE	NE	NE	NE	NE	NE	NE	NE	NE	NE	NE	NE	NE	NE
Nervous system disorders	Cerebral infarction	Europe	219	34,7	0	0,0	218	34,9	0	0,0	NE		NE	NE	NE	NE	NE	NE	NE	NE	NE	NE	NE	NE	NE	NE	NE	NE	NE	NE	NE	NE	NE
Nervous system disorders	Cerebral infarction	America	344	54,6	0	0,0	339	54,2	0	0,0	NE		NE	NE	NE	NE	NE	NE	NE	NE	NE	NE	NE	NE	NE	NE	NE	NE	NE	NE	NE	NE	NE
Nervous system disorders	Cerebral infarction	Asia Pacific (Inc. Australia)	69	10,9	1	1,4	68	10,9	0	0,0		Quasi-complete separation of data points detected.				WARNING: The relative Hessian convergence criterion of 11.992173265 is greater than the limit of 0.0001. The convergence is questionable.			NE	Algorithm converged.	NE	NE	0,3208	NE	NE	Algorithm converged.	NE	NE
Nervous system disorders	Cerebral microinfarction	Europe	219	34,7	0	0,0	218	34,9	0	0,0	NE		NE	NE	NE	NE	NE	NE	NE	NE	NE	NE	NE	NE	NE	NE	NE	NE	NE	NE	NE	NE	NE
Nervous system disorders	Cerebral microinfarction	America	344	54,6	0	0,0	339	54,2	1	0,3		Quasi-complete separation of data points detected.				ERROR: The mean parameter is either invalid or at a limit of its range for some observations.			0,00	Algorithm converged.	0,00	NE	9999,99	Algorithm converged.	0,00	NE
Nervous system disorders	Cerebral microinfarction	Asia Pacific (Inc. Australia)	69	10,9	0	0,0	68	10,9	0	0,0	NE		NE	NE	NE	NE	NE	NE	NE	NE	NE	NE	NE	NE	NE	NE	NE	NE	NE	NE	NE	NE	NE
Nervous system disorders	Cerebrovascular accident	Europe	219	34,7	1	0,5	218	34,9	1	0,5	0,33	Convergence criterion (GCONV=1E-8) satisfied.	0,03	3,13	-0,000	Algorithm converged.	-0,027	0,009	0,31	Algorithm converged.	0,03	3,17	0,9134	0,7607	3,01	Algorithm converged.	0,32	28,75
Nervous system disorders	Cerebrovascular accident	America	344	54,6	4	1,2	339	54,2	1	0,3	0,79	Convergence criterion (GCONV=1E-8) satisfied.	0,21	2,93	-0,001	Algorithm converged.	-0,020	0,014	0,72	Algorithm converged.	0,23	2,91	0,7208	1,27	Algorithm converged.	0,34	4,88
Nervous system disorders	Cerebrovascular accident	Asia Pacific (Inc. Australia)	69	10,9	1	1,4	68	10,9	1	1,5	0,99	Convergence criterion (GCONV=1E-8) satisfied.	0,06	16,08	0,000	Algorithm converged.	-0,040	0,040	0,98	Algorithm converged.	0,06	15,96	0,9917	1,01	Algorithm converged.	0,06	15,93
Nervous system disorders	Cerebrovascular disorder	Europe	219	34,7	1	0,5	218	34,9	0	0,0		Quasi-complete separation of data points detected.				WARNING: Negative of Hessian not positive definite.			NE	Algorithm converged.	NE	NE	0,3184	NE	NE	Algorithm converged.	NE	NE
Nervous system disorders	Cerebrovascular disorder	America	344	54,6	0	0,0	339	54,2	0	0,0	NE		NE	NE	NE	NE	NE	NE	NE	NE	NE	NE	NE	NE	NE	NE	NE	NE	NE	NE	NE	NE	NE
Nervous system disorders	Cerebrovascular disorder	Asia Pacific (Inc. Australia)	69	10,9	0	0,0	68	10,9	0	0,0	NE		NE	NE	NE	NE	NE	NE	NE	NE	NE	NE	NE	NE	NE	NE	NE	NE	NE	NE	NE	NE	NE
Nervous system disorders	Cervical radiculopathy	Europe	219	34,7	0	0,0	218	34,9	0	0,0	NE		NE	NE	NE	NE	NE	NE	NE	NE	NE	NE	NE	NE	NE	NE	NE	NE	NE	NE	NE	NE	NE
Nervous system disorders	Cervical radiculopathy	America	344	54,6	2	0,6	339	54,2	1	0,3	1,98	Convergence criterion (GCONV=1E-8) satisfied.	0,18	21,90	0,003	Algorithm converged.	-0,007	0,013	1,97	Algorithm converged.	0,18	21,83	0,9717	0,51	Algorithm converged.	0,01	3,27
Nervous system disorders	Cervical radiculopathy	Asia Pacific (Inc. Australia)	69	10,9	0	0,0	68	10,9	0	0,0	NE		NE	NE	NE	NE	NE	NE	NE	NE	NE	NE	NE	NE	NE	NE	NE	NE	NE	NE	NE	NE	NE
Nervous system disorders	Cognitive disorder	Europe	219	34,7	0	0,0	218	34,9	0	0,0		Quasi-complete separation of data points detected.				ERROR: Error in computing the link function, its derivatives, or the variance function.			0,00	Algorithm converged.	0,00	NE	9999,99	Algorithm converged.	0,00	NE
Nervous system disorders	Cognitive disorder	America	344	54,6	0	0,0	339	54,2	0	0,0	NE		NE	NE	NE	NE	NE	NE	NE	NE	NE	NE	NE	NE	NE	NE	NE	NE	NE	NE	NE	NE	NE
Nervous system disorders	Cognitive disorder	Asia Pacific (Inc. Australia)	69	10,9	0	0,0	68	10,9	0	0,0	NE		NE	NE	NE	NE	NE	NE	NE	NE	NE	NE	NE	NE	NE	NE	NE	NE	NE	NE	NE	NE	NE
Nervous system disorders	Dementia Alzheimer's type	Europe	219	34,7	0	0,0	218	34,9	0	0,0	NE		NE	NE	NE	NE	NE	NE	NE	NE	NE	NE	NE	NE	NE	NE	NE	NE	NE	NE	NE	NE	NE
Nervous system disorders	Dementia Alzheimer's type	America	344	54,6	0	0,0	339	54,2	0	0,0	NE		NE	NE	NE	NE	NE	NE	NE	NE	NE	NE	NE	NE	NE	NE	NE	NE	NE	NE	NE	NE	NE
Nervous system disorders	Dementia Alzheimer's type	Asia Pacific (Inc. Australia)	69	10,9	1	1,4	68	10,9	1	1,5		Quasi-complete separation of data points detected.				WARNING: The relative Hessian convergence criterion of 12.210741541 is greater than the limit of 0.0001. The convergence is questionable.			0,00	Algorithm converged.	0,00	NE	9999,99	Algorithm converged.	0,00	NE
Nervous system disorders	Diabetic neuropathy	Europe	219	34,7	2	0,9	218	34,9	2	0,9	1,00	Convergence criterion (GCONV=1E-8) satisfied.	0,14	7,13	0,000	Algorithm converged.	-0,018	0,018	1,01	Algorithm converged.	0,14	7,01	0,9565	0,8202	1,00	Algorithm converged.	0,14	7,07
Nervous system disorders	Diabetic neuropathy	America	344	54,6	4	1,2	339	54,2	3	0,9	0,32	Convergence criterion (GCONV=1E-8) satisfied.	0,07	1,62	-0,012	Algorithm converged.	-0,028	0,054	0,73	Algorithm converged.	0,09	1,62	0,1443	1,04	Algorithm converged.	0,14	14,26
Nervous system disorders	Diabetic neuropathy	Asia Pacific (Inc. Australia)	69	10,9	1	1,4	68	10,9	1	1,5	0,99	Convergence criterion (GCONV=1E-8) satisfied.	0,06	16,08	0,000	Algorithm converged.	-0,040	0,040	0,98	Algorithm converged.	0,06	15,96	0,9917	1,01	Algorithm converged.	0,06	15,93
Nervous system disorders	Dizziness	Europe	219	34,7	6	2,7	218	34,9	5	2,3	1,20	Convergence criterion (GCONV=1E-8) satisfied.	0,36	3,99	0,004	Algorithm converged.	-0,025	0,034	1,19	Algorithm converged.	0,37	3,86	0,7662	0,3017	0,84	Algorithm converged.	0,26	2,74
Nervous system disorders	Dizziness	America	344	54,6	9	2,6	339	54,2	7	2,1	1,24	Convergence criterion (GCONV=1E-8) satisfied.	0,26	2,93	-0,015	Algorithm converged.	-0,032	0,032	1,28	Algorithm converged.	0,34	3,35	0,2883	1,33	Algorithm converged.	0,43	16,17
Nervous system disorders	Dizziness	Asia Pacific (Inc. Australia)	69	10,9	2	2,9	68	10,9	4	5,9	0,48	Convergence criterion (GCONV=1E-8) satisfied.	0,08	2,70	-0,030	Algorithm converged.	-0,098	0,039	0,49	Algorithm converged.	0,07	2,80	0,9753	2,07	Algorithm converged.	0,38	10,72
Nervous system disorders	Encephalopathy	Europe	219	34,7	0	0,0	218	34,9	0	0,0	NE		NE	NE	NE	NE	NE	NE	NE	NE	NE	NE	NE	NE	NE	NE	NE	NE	NE	NE	NE	NE	NE
Nervous system disorders	Encephalopathy	America	344	54,6	3	0,9	339	54,2	1	0,3	0,99	Convergence criterion (GCONV=1E-8) satisfied.	0,06	4,56	0,000	Algorithm converged.	-0,014	0,014	0,98	Algorithm converged.	0,06	4,65	0,9813	1,01	Algorithm converged.	0,11	4,49
Nervous system disorders	Encephalopathy	Asia Pacific (Inc. Australia)	69	10,9	1	1,4	68	10,9	1	1,5	NE		NE	NE	NE	NE	NE	NE	NE	NE	NE	NE	NE	NE	NE	NE	NE	NE	NE	NE	NE	NE	NE
Nervous system disorders	Facial paralysis	Europe	219	34,7	0	0,0	218	34,9	0	0,0	NE		NE	NE	NE	NE	NE	NE	NE	NE	NE	NE	NE	NE	NE	NE	NE	NE	NE	NE	NE	NE	NE
Nervous system disorders	Facial paralysis	America	344	54,6	0	0,0	339	54,2	0	0,0	NE		NE	NE	NE	NE	NE	NE	NE	NE	NE	NE	NE	NE	NE	NE	NE	NE	NE	NE	NE	NE	NE
Nervous system disorders	Facial paralysis	Asia Pacific (Inc. Australia)	69	10,9	1	1,4	68	10,9	0	0,0		Quasi-complete separation of data points detected.				WARNING: The relative Hessian convergence criterion of 11.992173265 is greater than the limit of 0.0001. The convergence is questionable.			NE	Algorithm converged.	NE	NE	0,3208	NE	NE	Algorithm converged.	NE	NE
Nervous system disorders	Guillain-Barre syndrome	Europe	219	34,7	0	0,0	218	34,9	0	0,0	NE		NE	NE	NE	NE	NE	NE	NE	NE	NE	NE	NE	NE	NE	NE	NE	NE	NE	NE	NE	NE	NE
Nervous system disorders	Guillain-Barre syndrome	America	344	54,6	1	0,3	339	54,2	0	0,0		Quasi-complete separation of data points detected.				WARNING: Negative of Hessian not positive definite.			NE	Algorithm converged.	NE	NE	0,3209	NE	NE	Algorithm converged.	NE	NE
Nervous system disorders	Guillain-Barre syndrome	Asia Pacific (Inc. Australia)	69	10,9	0	0,0	68	10,9	0	0,0	NE		NE	NE	NE	NE	NE	NE	NE	NE	NE	NE	NE	NE	NE	NE	NE	NE	NE	NE	NE	NE	NE
Nervous system disorders	Haemorrhage intracranial	Europe	219	34,7	0	0,0	218	34,9	0	0,0	NE		NE	NE	NE	NE	NE	NE	NE	NE	NE	NE	NE	NE	NE	NE	NE	NE	NE	NE	NE	NE	NE
Nervous system disorders	Haemorrhage intracranial	America	344	54,6	1	0,3	339	54,2	0	0,0		Quasi-complete separation of data points detected.				WARNING: Negative of Hessian not positive definite.			NE	Algorithm converged.	NE	NE	0,3209	NE	NE	Algorithm converged.	NE	NE
Nervous system disorders	Haemorrhage intracranial	Asia Pacific (Inc. Australia)	69	10,9	0	0,0	68	10,9	0	0,0	NE		NE	NE	NE	NE	NE	NE	NE	NE	NE	NE	NE	NE	NE	NE	NE	NE	NE	NE	NE	NE	NE
Nervous system disorders	Haemorrhagic stroke	Europe	219	34,7	1	0,5	218	34,9	0	0,0		Quasi-complete separation of data points detected.				WARNING: Negative of Hessian not positive definite.			NE	Algorithm converged.	NE	NE	0,3184	NE	NE	Algorithm converged.	NE	NE
Nervous system disorders	Haemorrhagic stroke	America	344	54,6	0	0,0	339	54,2	0	0,0	NE		NE	NE	NE	NE	NE	NE	NE	NE	NE	NE	NE	NE	NE	NE	NE	NE	NE	NE	NE	NE	NE
Nervous system disorders	Haemorrhagic stroke	Asia Pacific (Inc. Australia)	69	10,9	0	0,0	68	10,9	0	0,0	NE		NE	NE	NE	NE	NE	NE	NE	NE	NE	NE	NE	NE	NE	NE	NE	NE	NE	NE	NE	NE	NE
Nervous system disorders	Head discomfort	Europe	219	34,7	1	0,5	218	34,9	1	0,5		Quasi-complete separation of data points detected.				ERROR: Error in computing the link function, its derivatives, or the variance function.			0,00	Algorithm converged.	0,00	NE	9999,99	Algorithm converged.	0,00	NE
Nervous system disorders	Head discomfort	America	344	54,6	0	0,0	339	54,2	0	0,0	NE		NE	NE	NE	NE	NE	NE	NE	NE	NE	NE	NE	NE	NE	NE	NE	NE	NE	NE	NE	NE	NE
Nervous system disorders	Head discomfort	Asia Pacific (Inc. Australia)	69	10,9	0	0,0	68	10,9	0	0,0	NE		NE	NE	NE	NE	NE	NE	NE	NE	NE	NE	NE	NE	NE	NE	NE	NE	NE	NE	NE	NE	NE
Nervous system disorders	Headache	Europe	219	34,7	10	4,6	218	34,9	7	3,2	1,26	Convergence criterion (GCONV=1E-8) satisfied.	0,46	3,60	0,001	Algorithm converged.	-0,029	0,034	1,24	Algorithm converged.	0,50	3,69	0,8377	0,8946	0,80	Algorithm converged.	0,50	3,80
Nervous system disorders	Headache	America	344	54,6	10	2,9	339	54,2	9	2,7	1,10	Convergence criterion (GCONV=1E-8) satisfied.	0,44	2,74	0,003	Algorithm converged.	-0,023	0,027	1,09	Algorithm converged.	0,47	2,86	0,8413		0,91	Algorithm converged.	0,38	2,22
Nervous system disorders	Headache	Asia Pacific (Inc. Australia)	69	10,9	3	4,3	68	10,9	3	4,5	0,95	Convergence criterion (GCONV=1E-8) satisfied.	0,31	30,52	0,524	Algorithm converged.	-0,027	0,083	2,96	Algorithm converged.	0,32	27,72	0,3130		0,34	Algorithm converged.	0,04	3,27
Nervous system disorders	Hemiparesis	Europe	219	34,7	0	0,0	218	34,9	0	0,0	NE		NE	NE	NE	NE	NE	NE	NE	NE	NE	NE	NE	NE	NE	NE	NE	NE	NE	NE	NE	NE	NE
Nervous system disorders	Hemiparesis	America	344	54,6	1	0,3	339	54,2	0	0,0	NE	Quasi-complete separation of data points detected.				WARNING: Negative of Hessian not positive definite.			NE	Algorithm converged.	NE	NE	0,3209	NE	NE	Algorithm converged.	NE	NE
Nervous system disorders	Hemiparesis	Asia Pacific (Inc. Australia)	69	10,9	0	0,0	68	10,9	0	0,0	NE		NE	NE	NE	NE	NE	NE	NE	NE	NE	NE	NE	NE	NE	NE	NE	NE	NE	NE	NE	NE	NE
Nervous system disorders	Hemiplegia	Europe	219	34,7	0	0,0	218	34,9	0	0,0	NE		NE	NE	NE	NE	NE	NE	NE	NE	NE	NE	NE	NE	NE	NE	NE	NE	NE	NE	NE	NE	NE
Nervous system disorders	Hemiplegia	America	344	54,6	0	0,0	339	54,2	0	0,0	NE	Quasi-complete separation of data points detected.				WARNING: Negative of Hessian not positive definite.			NE	Algorithm converged.	NE	NE	0,3209	NE	NE	Algorithm converged.	NE	NE
Nervous system disorders	Hemiplegia	Asia Pacific (Inc. Australia)	69	10,9	0	0,0	68	10,9	0	0,0	NE		NE	NE	NE	NE	NE	NE	NE	NE	NE	NE	NE	NE	NE	NE	NE	NE	NE	NE	NE	NE	NE
Nervous system disorders	Hypertensive encephalopathy	Europe	219	34,7	0	0,0	218	34,9	0	0,0	NE		NE	NE	NE	NE	NE	NE	NE	NE	NE	NE	NE	NE	NE	NE	NE	NE	NE	NE	NE	NE	NE
Nervous system disorders	Hypertensive encephalopathy	America	344	54,6	1	0,3	339	54,2	0	0,0	NE	Quasi-complete separation of data points detected.				WARNING: Negative of Hessian not positive definite.			NE	Algorithm converged.	NE	NE	0,3209	NE	NE	Algorithm converged.	NE	NE
Nervous system disorders	Hypertensive encephalopathy	Asia Pacific (Inc. Australia)	69	10,9	0	0,0	68	10,9	0	0,0	NE		NE	NE	NE	NE	NE	NE	NE	NE	NE	NE	NE	NE	NE	NE	NE	NE	NE	NE	NE	NE	NE
Nervous system disorders	Hypoaesthesia	Europe	219	34,7	2	0,9	218	34,9	1	0,5	2,00	Convergence criterion (GCONV=1E-8) satisfied.	0,18	22,22	0,005	Algorithm converged.	-0,011	0,020	1,93	Algorithm converged.	0,16	21,90	0,5455	0,9032	0,50	Algorithm converged.

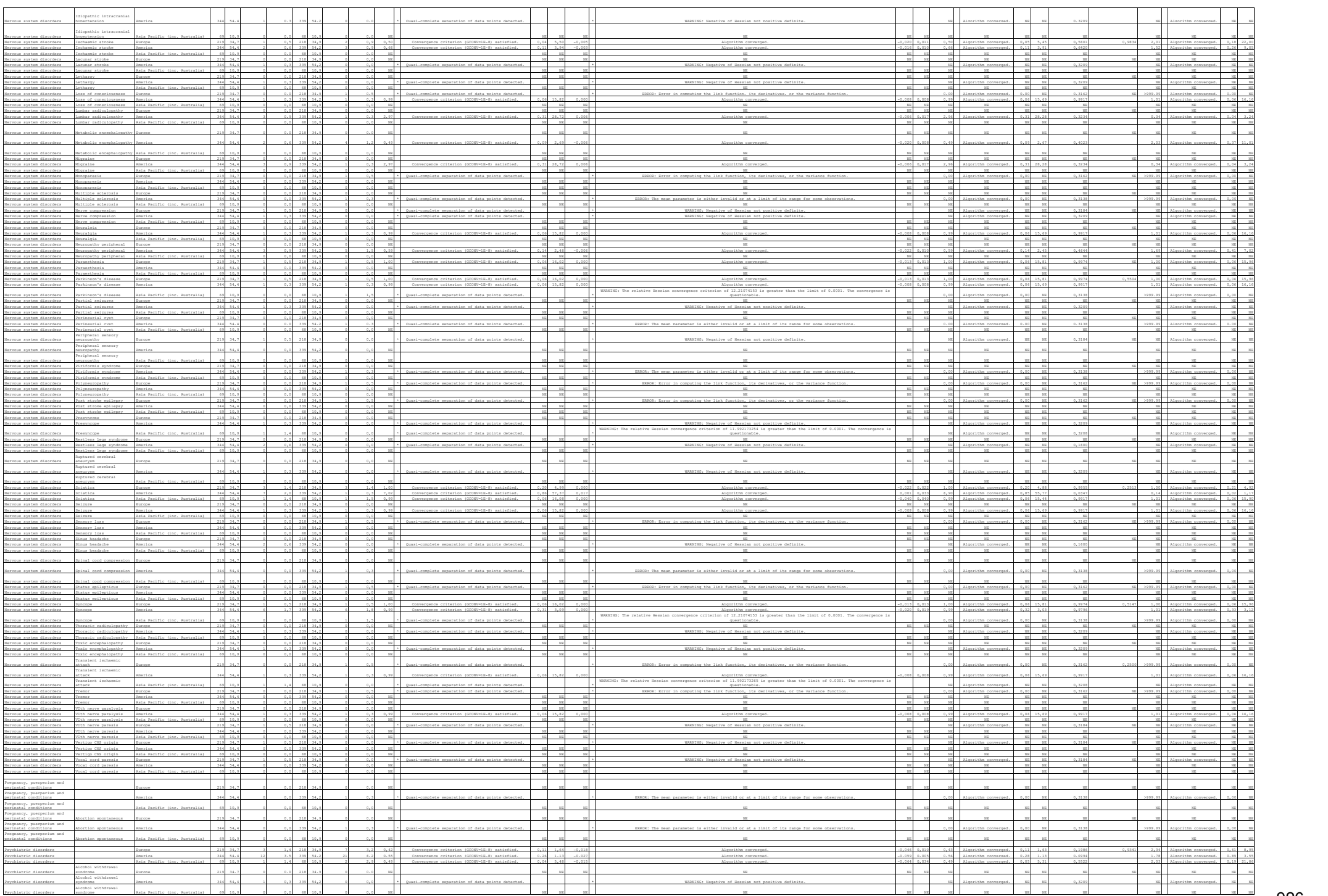

| | | |

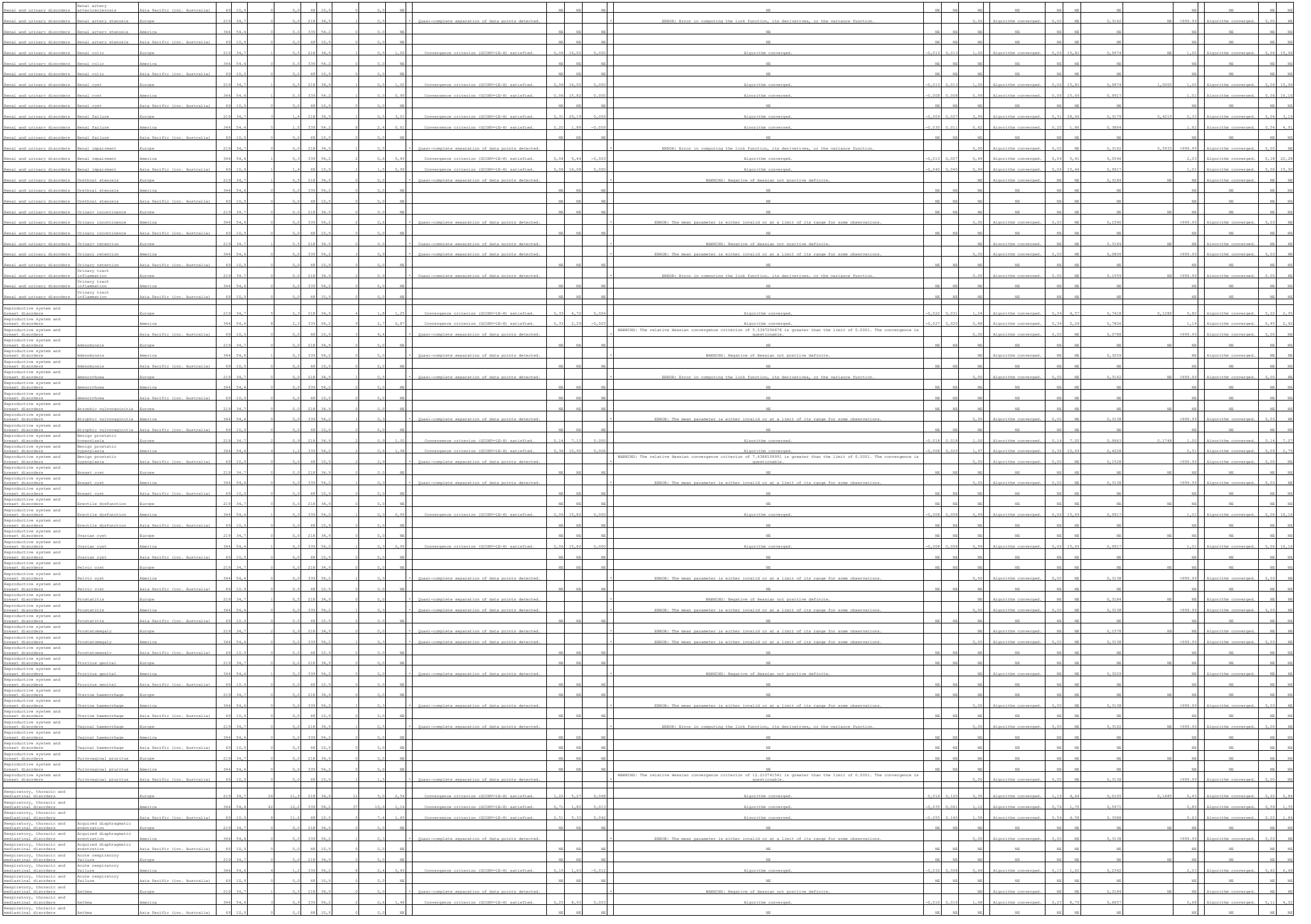

| | | |

| | | |

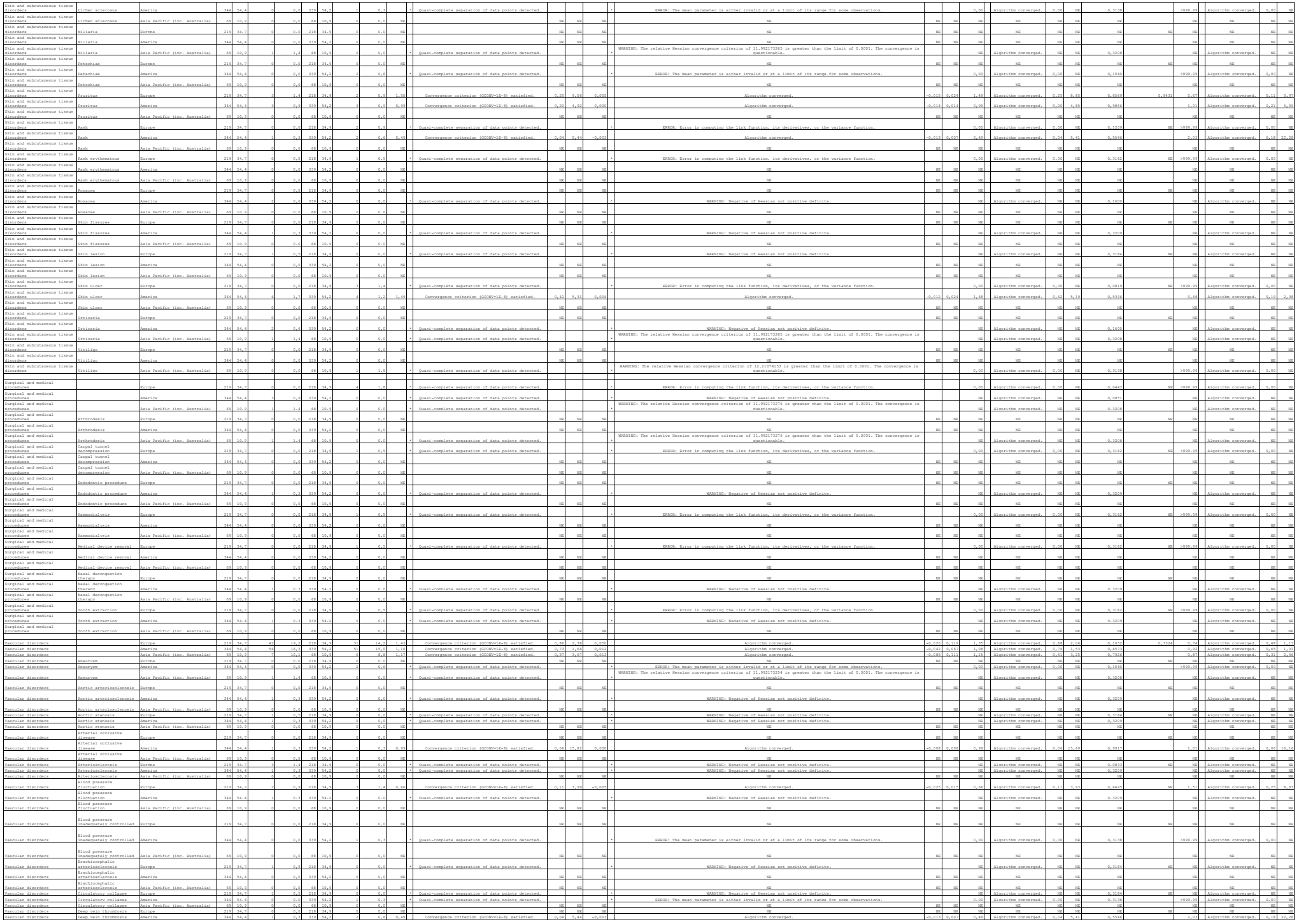

Vascular disorders	Deep vein thrombosis	Asia Pacific (inc. Australia)	69	10,9	0	0,0	68	10,4	0	0,0	NE		NE	NE	NE	NE	NE	NE	NE	NE	NE	NE	NE	NE	NE	NE	NE	NE	NE	NE	NE
Vascular disorders	Essential hypertension	Europe	219	34,7	0	0,0	218	34,3	0	0,0	NE		NE	NE	NE	NE	NE	NE	NE	NE	NE	NE	NE	NE	NE	NE	NE	NE	NE	NE	NE
Vascular disorders	Essential hypertension	America	344	54,4	0	0,0	339	54,2	0	0,0	NE		NE	NE	NE	NE	NE	NE	NE	NE	NE	NE	NE	NE	NE	NE	NE	NE	NE	NE	NE
Vascular disorders	Essential hypertension	Asia Pacific (inc. Australia)	68	10,8	1	1,4	68	10,8	0	0,0	*	Quasi-complete separation of data points detected.																				WARNING: The relative Hessian convergence criterion of 11.992173276 is greater than the limit of 0.0001. The convergence is questionable.	NE	NE	NE	Algorithm converged.	NE	NE	0,3208		NE	Algorithm converged.	NE	NE
Vascular disorders	Extremity necrosis	Europe	219	34,7	1	0,5	218	34,3	1	0,5	1,00		Convergence criterion (GCONV=1E-8) satisfied.	0,96	16,02	0,000															Algorithm converged.	-0,019	0,019	1,00	Algorithm converged.	0,04	15,81	0,9974	NE	1,00	Algorithm converged.	0,04	15,84
Vascular disorders	Extremity necrosis	America	344	54,4	1	0,3	339	54,2	0	0,0	*	Quasi-complete separation of data points detected.																				WARNING: Negative of Hessian not positive definite.			NE	Algorithm converged.	NE	NE	0,3209		NE	Algorithm converged.	NE	NE
Vascular disorders	Extremity necrosis	Asia Pacific (inc. Australia)	69	10,9	0	0,0	68	10,4	0	0,0	NE		NE	NE	NE	NE	NE	NE	NE	NE	NE	NE	NE	NE	NE	NE	NE	NE	NE	NE	NE
Vascular disorders	Giant cell arteritis	Europe	219	34,7	0	0,0	218	34,3	0	0,0	NE		NE	NE	NE	NE	NE	NE	NE	NE	NE	NE	NE	NE	NE	NE	NE	NE	NE	NE	NE
Vascular disorders	Giant cell arteritis	America	344	54,4	0	0,0	339	54,2	1	0,3	*	Quasi-complete separation of data points detected.																				ERROR: The mean parameter is either invalid or at a limit of its range for some observations.			0,00	Algorithm converged.	0,01	NE	0,3138		>999,99	Algorithm converged.	0,00	NE
Vascular disorders	Giant cell arteritis	Asia Pacific (inc. Australia)	69	10,9	0	0,0	68	10,4	0	0,0	NE		NE	NE	NE	NE	NE	NE	NE	NE	NE	NE	NE	NE	NE	NE	NE	NE	NE	NE	NE
Vascular disorders	Haematoma	Europe	219	34,7	0	0,0	218	34,3	0	0,0	*	Quasi-complete separation of data points detected.																				ERROR: Error in computing the link function, its derivatives, or the variance function.			0,00	Algorithm converged.	0,00	NE	0,3140		>999,99	Algorithm converged.	0,00	NE
Vascular disorders	Haematoma	America	344	54,4	3	0,9	339	54,2	2	0,6	1,48		Convergence criterion (GCONV=1E-8) satisfied.	0,25	8,93	0,000															Algorithm converged.	-0,010	0,016	1,48	Algorithm converged.	0,23	8,79	0,6697		0,68	Algorithm converged.	0,11	4,02
Vascular disorders	Haematoma	Asia Pacific (inc. Australia)	69	10,9	0	0,0	68	10,4	0	0,0	NE		NE	NE	NE	NE	NE	NE	NE	NE	NE	NE	NE	NE	NE	NE	NE	NE	NE	NE	NE
Vascular disorders	Haemorrhage	Europe	219	34,7	1	0,5	218	34,3	1	0,5	*	Quasi-complete separation of data points detected.																				WARNING: Negative of Hessian not positive definite.			NE	Algorithm converged.	NE	NE	0,3184		NE	Algorithm converged.	NE	NE
Vascular disorders	Haemorrhage	America	344	54,4	1	0,3	339	54,2	1	0,3	0,99		Convergence criterion (GCONV=1E-8) satisfied.	0,06	15,82	0,000															Algorithm converged.	-0,008	0,008	0,98	Algorithm converged.	0,04	15,83	0,9917		1,01	Algorithm converged.	0,06	16,14
Vascular disorders	Haemorrhage	Asia Pacific (inc. Australia)	69	10,9	0	0,0	68	10,4	0	0,0	NE		NE	NE	NE	NE	NE	NE	NE	NE	NE	NE	NE	NE	NE	NE	NE	NE	NE	NE	NE
Vascular disorders	Hypersensitivity	Europe	219	34,7	0	0,0	218	34,3	0	0,0	*	Quasi-complete separation of data points detected.																				ERROR: The mean parameter is either invalid or at a limit of its range for some observations.			NE	Algorithm converged.	NE	NE	0,3178		NE	Algorithm converged.	NE	NE
Vascular disorders	Hypersensitivity	America	344	54,4	0	0,0	339	54,2	0	0,0	NE		NE	NE	NE	NE	NE	NE	NE	NE	NE	NE	NE	NE	NE	NE	NE	NE	NE	NE	NE
Vascular disorders	Hypersensitivity	Asia Pacific (inc. Australia)	69	10,9	0	0,0	68	10,4	0	0,0	NE		NE	NE	NE	NE	NE	NE	NE	NE	NE	NE	NE	NE	NE	NE	NE	NE	NE	NE	NE
Vascular disorders	Hypertension	Europe	219	34,7	20	9,1	218	34,3	20	9,2	0,99		Convergence criterion (GCONV=1E-8) satisfied.	0,92	1,91	0,000															Algorithm converged.	-0,054	0,054	1,00	Algorithm converged.	0,97	1,97	0,9876	0,9485	1,00	Algorithm converged.	0,92	1,81
Vascular disorders	Hypertension	America	344	54,4	34	9,9	339	54,2	33	9,8	5,13		Convergence criterion (GCONV=1E-8) satisfied.	0,67	1,93	0,000															Algorithm converged.	-0,033	0,054	1,12	Algorithm converged.	0,70	1,78	0,6431		0,90	Algorithm converged.	0,56	1,43
Vascular disorders	Hypertension	Asia Pacific (inc. Australia)	69	10,9	5	7,2	68	10,4	5	7,4	6,98		Convergence criterion (GCONV=1E-8) satisfied.	0,27	3,57	-0,001															Algorithm converged.	-0,089	0,089	0,99	Algorithm converged.	0,30	3,35	0,9809		1,01	Algorithm converged.	0,31	3,35
Vascular disorders	Hypertensive crisis	Europe	219	34,7	0	0,0	218	34,3	0	0,0	*	Quasi-complete separation of data points detected.																				WARNING: Negative of Hessian not positive definite.			NE	Algorithm converged.	NE	NE	0,3184		NE	Algorithm converged.	NE	NE
Vascular disorders	Hypertensive crisis	America	344	54,4	2	0,6	339	54,2	1	0,3	5,98		Convergence criterion (GCONV=1E-8) satisfied.	0,18	21,90	0,000															Algorithm converged.	-0,007	0,013	1,97	Algorithm converged.	0,18	21,63	0,5717		0,51	Algorithm converged.	0,05	3,67
Vascular disorders	Hypertensive crisis	Asia Pacific (inc. Australia)	69	10,9	0	0,0	68	10,4	0	0,0	NE		NE	NE	NE	NE	NE	NE	NE	NE	NE	NE	NE	NE	NE	NE	NE	NE	NE	NE	NE
Vascular disorders	Hypertensive urgency	Europe	219	34,7	0	0,0	218	34,3	0	0,0	NE		NE	NE	NE	NE	NE	NE	NE	NE	NE	NE	NE	NE	NE	NE	NE	NE	NE	NE	NE
Vascular disorders	Hypertensive urgency	America	344	54,4	1	0,3	339	54,2	1	0,3	6,33		Convergence criterion (GCONV=1E-8) satisfied.	0,03	3,15	-0,006															Algorithm converged.	-0,017	0,026	0,33	Algorithm converged.	0,03	3,14	0,3032		3,04	Algorithm converged.	0,32	29,12
Vascular disorders	Hypertensive urgency	Asia Pacific (inc. Australia)	69	10,9	0	0,0	68	10,4	0	0,0	NE		NE	NE	NE	NE	NE	NE	NE	NE	NE	NE	NE	NE	NE	NE	NE	NE	NE	NE	NE
Vascular disorders	Hypotension	Europe	219	34,7	1	0,5	218	34,3	1	0,5	2,00		Convergence criterion (GCONV=1E-8) satisfied.	0,24	22,22	0,000															Algorithm converged.	-0,011	0,020	1,99	Algorithm converged.	0,18	21,80	0,5455	0,7314	0,50	Algorithm converged.	0,05	3,55
Vascular disorders	Hypotension	America	344	54,4	1	1,0	339	54,2	1	0,3	0,70		Convergence criterion (GCONV=1E-8) satisfied.	0,22	2,23	-0,006															Algorithm converged.	-0,026	0,014	0,75	Algorithm converged.	0,23	2,20	0,5436		1,42	Algorithm converged.	0,46	4,43
Vascular disorders	Hypotension	Asia Pacific (inc. Australia)	69	10,9	0	0,0	68	10,4	0	0,0	NE		NE	NE	NE	NE	NE	NE	NE	NE	NE	NE	NE	NE	NE	NE	NE	NE	NE	NE	NE
Vascular disorders	Lymphoedema	Europe	219	34,7	0	0,0	218	34,3	0	0,0	NE		NE	NE	NE	NE	NE	NE	NE	NE	NE	NE	NE	NE	NE	NE	NE	NE	NE	NE	NE
Vascular disorders	Lymphoedema	America	344	54,4	0	0,0	339	54,2	1	0,3	*	Quasi-complete separation of data points detected.																				ERROR: The mean parameter is either invalid or at a limit of its range for some observations.			0,00	Algorithm converged.	0,00	NE	0,3138		>999,99	Algorithm converged.	0,00	NE
Vascular disorders	Lymphoedema	Asia Pacific (inc. Australia)	69	10,9	0	0,0	68	10,4	0	0,0	NE		NE	NE	NE	NE	NE	NE	NE	NE	NE	NE	NE	NE	NE	NE	NE	NE	NE	NE	NE
Vascular disorders	Neovascularisation	Europe	219	34,7	1	0,5	218	34,3	0	0,0	*	Quasi-complete separation of data points detected.																				WARNING: Negative of Hessian not positive definite.			NE	Algorithm converged.	NE	NE	0,3184		NE	Algorithm converged.	NE	NE
Vascular disorders	Neovascularisation	America	344	54,4	1	0,3	339	54,2	0	0,0	*	Quasi-complete separation of data points detected.																				WARNING: Negative of Hessian not positive definite.			NE	Algorithm converged.	NE	NE	0,3209		NE	Algorithm converged.	NE	NE
Vascular disorders	Neovascularisation	Asia Pacific (inc. Australia)	69	10,9	0	0,0	68	10,4	1	1,5	*	Quasi-complete separation of data points detected.																				WARNING: The relative Hessian convergence criterion of 12.210774153 is greater than the limit of 0.0001. The convergence is questionable.			0,00	Algorithm converged.	0,00	NE	0,3138		>999,99	Algorithm converged.	0,00	NE
Vascular disorders	Orthostatic hypotension	Europe	219	34,7	1	0,5	218	34,3	0	0,0	*	Quasi-complete separation of data points detected.																				WARNING: Negative of Hessian not positive definite.			NE	Algorithm converged.	NE	NE	0,3184		NE	Algorithm converged.	NE	NE
Vascular disorders	Orthostatic hypotension	America	344	54,4	0	0,0	339	54,2	1	0,3	*	Quasi-complete separation of data points detected.																				ERROR: The mean parameter is either invalid or at a limit of its range for some observations.			0,00	Algorithm converged.	0,00	NE	0,3138		>999,99	Algorithm converged.	0,00	NE
Vascular disorders	Orthostatic hypotension	Asia Pacific (inc. Australia)	68	10,8	0	0,0	68	10,8	0	0,0	NE		NE	NE	NE	NE	NE	NE	NE	NE	NE	NE	NE	NE	NE	NE	NE	NE	NE	NE	NE
Vascular disorders	Peripheral arterial occlusive disease	Europe	219	34,7	2	0,9	218	34,3	2	0,9	1,00		Convergence criterion (GCONV=1E-8) satisfied.	0,14	7,13	0,000															Algorithm converged.	-0,018	0,018	1,00	Algorithm converged.	0,14	7,00	0,9963	NE	1,00	Algorithm converged.	0,14	7,01
Vascular disorders	Peripheral arterial occlusive disease	America	344	54,4	0	0,0	339	54,2	1	0,3	*	Quasi-complete separation of data points detected.																				ERROR: The mean parameter is either invalid or at a limit of its range for some observations.			0,00	Algorithm converged.	0,00	NE	0,3138		>999,99	Algorithm converged.	0,00	NE
Vascular disorders	Peripheral arterial occlusive disease	Asia Pacific (inc. Australia)	68	10,8	0	0,0	68	10,8	0	0,0	NE		NE	NE	NE	NE	NE	NE	NE	NE	NE	NE	NE	NE	NE	NE	NE	NE	NE	NE	NE
Vascular disorders	Peripheral artery occlusion	Europe	219	34,7	0	0,0	218	34,3	1	0,5	*	Quasi-complete separation of data points detected.																				ERROR: Error in computing the link function, its derivatives, or the variance function.			0,00	Algorithm converged.	0,00	NE	0,3140	NE	>999,99	Algorithm converged.	0,00	NE
Vascular disorders	Peripheral artery occlusion	America	344	54,4	0	0,0	339	54,2	0	0,0	NE		NE	NE	NE	NE	NE	NE	NE	NE	NE	NE	NE	NE	NE	NE	NE	NE	NE	NE	NE
Vascular disorders	Peripheral artery occlusion	Asia Pacific (inc. Australia)	68	10,8	0	0,0	68	10,8	0	0,0	NE		NE	NE	NE	NE	NE	NE	NE	NE	NE	NE	NE	NE	NE	NE	NE	NE	NE	NE	NE
Vascular disorders	Peripheral artery stenosis	Europe	219	34,7	1	0,5	218	34,3	1	0,5	1,00		Convergence criterion (GCONV=1E-8) satisfied.	0,96	16,02	0,000															Algorithm converged.	-0,019	0,019	1,00	Algorithm converged.	0,04	15,81	0,9974	NE	1,00	Algorithm converged.	0,04	15,84
Vascular disorders	Peripheral artery stenosis	America	344	54,4	0	0,0	339	54,2	1	0,3	*	Quasi-complete separation of data points detected.																				ERROR: The mean parameter is either invalid or at a limit of its range for some observations.			0,00	Algorithm converged.	0,00	NE	0,3138		>999,99	Algorithm converged.	0,00	NE
Vascular disorders	Peripheral artery stenosis	Asia Pacific (inc. Australia)	69	10,9	0	0,0	68	10,4	0	0,0	NE		NE	NE	NE	NE	NE	NE	NE	NE	NE	NE	NE	NE	NE	NE	NE	NE	NE	NE	NE
Vascular disorders	Peripheral coldness	Europe	219	34,7	1	0,5	218	34,3	0	0,0	*	Quasi-complete separation of data points detected.																				WARNING: Negative of Hessian not positive definite.			NE	Algorithm converged.	NE	NE	0,3184	NE	NE	Algorithm converged.	NE	NE
Vascular disorders	Peripheral coldness	America	344	54,4	1	0,3	339	54,2	0	0,0	NE		NE	NE	NE	NE	NE	NE	NE	NE	NE	NE	NE	NE	NE	NE	NE	NE	NE	NE	NE
Vascular disorders	Peripheral coldness	Asia Pacific (inc. Australia)	69	10,9	0	0,0	68	10,4	0	0,0	NE		NE	NE	NE	NE	NE	NE	NE	NE	NE	NE	NE	NE	NE	NE	NE	NE	NE	NE	NE
Vascular disorders	Peripheral ischaemia	Europe	219	34,7	0	0,0	218	34,3	0	0,0	NE		NE	NE	NE	NE	NE	NE	NE	NE	NE	NE	NE	NE	NE	NE	NE	NE	NE	NE	NE
Vascular disorders	Peripheral ischaemia	America	344	54,4	1	0,3	339	54,2	0	0,0	*	Quasi-complete separation of data points detected.																				WARNING: Negative of Hessian not positive definite.			NE	Algorithm converged.	NE	NE	0,3184		NE	Algorithm converged.	NE	NE
Vascular disorders	Peripheral ischaemia	Asia Pacific (inc. Australia)	69	10,9	0	0,0	68	10,4	0	0,0	NE		NE	NE	NE	NE	NE	NE	NE	NE	NE	NE	NE	NE	NE	NE	NE	NE	NE	NE	NE
Vascular disorders	Peripheral vascular disorder	Europe	219	34,7	0	0,0	218	34,3	0	0,0	NE		NE	NE	NE	NE	NE	NE	NE	NE	NE	NE	NE	NE	NE	NE	NE	NE	NE	NE	NE
Vascular disorders	Peripheral vascular disorder	America	344	54,4	1	0,3	339	54,2	0	0,0	*	Quasi-complete separation of data points detected.																				WARNING: Negative of Hessian not positive definite.			NE	Algorithm converged.	NE	NE	0,3211		NE	Algorithm converged.	NE	NE
Vascular disorders	Peripheral vascular disorder	Asia Pacific (inc. Australia)	69	10,9	0	0,0	68	10,4	0	0,0	NE		NE	NE	NE	NE	NE	NE	NE	NE	NE	NE	NE	NE	NE	NE	NE	NE	NE	NE	NE
Vascular disorders	Phlebitis	Europe	219	34,7	1	0,5	218	34,3	0	0,0	*	Quasi-complete separation of data points detected.																				WARNING: Negative of Hessian not positive definite.			NE	Algorithm converged.	NE	NE	0,3184	NE	NE	Algorithm converged.	NE	NE
Vascular disorders	Phlebitis	America	344	54,4	1	0,3	339	54,2	0	0,0	*	Quasi-complete separation of data points detected.																				WARNING: Negative of Hessian not positive definite.			NE	Algorithm converged.	NE	NE	0,3400		NE	Algorithm converged.	NE	NE
Vascular disorders	Phlebitis	Asia Pacific (inc. Australia)	69	10,9	0	0,0	68	10,4	0	0,0	NE		NE	NE	NE	NE	NE	NE	NE	NE	NE	NE	NE	NE	NE	NE	NE	NE	NE	NE	NE
Vascular disorders	Poor peripheral circulation	Europe	219	34,7	0	0,0	218	34,3	0	0,0	NE		NE	NE	NE	NE	NE	NE	NE	NE	NE	NE	NE	NE	NE	NE	NE	NE	NE	NE	NE
Vascular disorders	Poor peripheral circulation	America	344	54,4	1	0,3	339	54,2	0	0,0	*	Quasi-complete separation of data points detected.																				WARNING: Negative of Hessian not positive definite.			NE	Algorithm converged.	NE	NE	0,3205		NE	Algorithm converged.	NE	NE
Vascular disorders	Poor peripheral circulation	Asia Pacific (inc. Australia)	68	10,8	0	0,0	68	10,8	0	0,0	NE		NE	NE	NE	NE	NE	NE	NE	NE	NE	NE	NE	NE	NE	NE	NE	NE	NE	NE	NE
Vascular disorders	Post thrombotic syndrome	Europe	219	34,7	0	0,0	218	34,3	0	0,0	NE		NE	NE	NE	NE	NE	NE	NE	NE	NE	NE	NE	NE	NE	NE	NE	NE	NE	NE	NE
Vascular disorders	Post thrombotic syndrome	America	344	54,4	0	0,0	339	54,2	1	0,3	*	Quasi-complete separation of data points detected.																				ERROR: The mean parameter is either invalid or at a limit of its range for some observations.			0,00	Algorithm converged.	0,00	NE	0,3138		>999,99	Algorithm converged.	0,00	NE
Vascular disorders	Post thrombotic syndrome	Asia Pacific (inc. Australia)	68	10,8	0	0,0	68	10,8	0	0,0	NE		NE	NE	NE	NE	NE	NE	NE	NE	NE	NE	NE	NE	NE	NE	NE	NE	NE	NE	NE
Vascular disorders	Shock	Europe	219	34,7	0	0,0	218	34,3	0	0,0	NE		NE	NE	NE	NE	NE	NE	NE	NE	NE	NE	NE	NE	NE	NE	NE	NE	NE	NE	NE
Vascular disorders	Shock	America	344	54,4	0	0,0	339	54,2	1	0,3	*	Quasi-complete separation of data points detected.																				ERROR: The mean parameter is either invalid or at a limit of its range for some observations.			0,00	Algorithm converged.	0,00	NE	0,3138		>999,99	Algorithm converged.	0,00	NE
Vascular disorders	Shock	Asia Pacific (inc. Australia)	68	10,8	0	0,0	68	10,8	0	0,0	NE		NE	NE	NE	NE	NE	NE	NE	NE	NE	NE	NE	NE	NE	NE	NE	NE	NE	NE	NE
Vascular disorders	Thrombophlebitis	Europe	219	34,7	1	0,5	218	34,3	1	0,5	1,00		Convergence criterion (GCONV=1E-8) satisfied.	0,96	16,02	0,000															Algorithm converged.	-0,019	0,019	1,00	Algorithm converged.	0,04	15,81	0,9974	NE	1,00	Algorithm converged.	0,04	15,84
Vascular disorders	Thrombophlebitis	America	344	54,4	0	0,0	339	54,2	0	0,0	NE		NE	NE	NE	NE	NE	NE	NE	NE	NE	NE	NE	NE	NE	NE	NE	NE	NE	NE	NE
Vascular disorders	Thrombophlebitis	Asia Pacific (inc. Australia)	69	10,9	0	0,0	68	10,4	0	0,0	NE		NE	NE	NE	NE	NE	NE	NE	NE	NE	NE	NE	NE	NE	NE	NE	NE	NE	NE	NE
Vascular disorders	Thrombophlebitis superficial	Europe	219	34,7	1	0,5	218	34,3	0	0,0	*	Quasi-complete separation of data points detected.																				WARNING: Negative of Hessian not positive definite.			NE	Algorithm converged.	NE	NE	0,3184		NE	Algorithm converged.	NE	NE
Vascular disorders	Thrombophlebitis superficial	America	344	54,4	0	0,0	339	54,2	0	0,0	NE		NE	NE	NE	NE	NE	NE	NE	NE	NE	NE	NE	NE	NE	NE	NE	NE	NE	NE	NE
Vascular disorders	Thrombophlebitis superficial	Asia Pacific (inc. Australia)	69	10,9	0	0,0	68	10,4	0	0,0	NE		NE	NE	NE	NE	NE	NE	NE	NE	NE	NE	NE	NE	NE	NE	NE	NE	NE	NE	NE
Vascular disorders	Varicose vein	Europe	219	34,7	1	0,5	218	34,3	0	0,0	*	Quasi-complete separation of data points detected.																				ERROR: The mean parameter is either invalid or at a limit of its range for some observations.			NE	Algorithm converged.	NE	NE	0,3178		NE	Algorithm converged.	NE	NE
Vascular disorders	Varicose vein	America	344	54,4	0	0,0	339	54,2	0	0,0	NE		NE	NE	NE	NE	NE	NE	NE	NE	NE	NE	NE	NE	NE	NE	NE	NE	NE	NE	NE
Vascular disorders	Varicose vein	Asia Pacific (inc. Australia)	69	10,9	0	0,0	68	10,4	0	0,0	NE		NE	NE	NE	NE	NE	NE	NE	NE	NE	NE	NE	NE	NE	NE	NE	NE	NE	NE	NE
Vascular disorders	Vascular fragility	Europe	219	34,7	1	0,5	218	34,3	1	0,5	2,00		Convergence criterion (GCONV=1E-8) satisfied.	0,24	22,22	0,000															Algorithm converged.	-0,011	0,020	1,99	Algorithm converged.	0,18	21,80	0,5455	NE	0,50	Algorithm converged.	0,05	3,55
Vascular disorders	Vascular fragility	America	344	54,4	0	0,0	339	54,2	0	0,0	NE		NE	NE	NE	NE	NE	NE	NE	NE	NE	NE	NE	NE	NE	NE	NE	NE	NE	NE	NE
Vascular disorders	Vascular fragility	Asia Pacific (inc. Australia)	68	10,8	0	0,0	68	10,8	0	0,0	NE		NE	NE	NE	NE	NE	NE	NE	NE	NE	NE	NE	NE	NE	NE	NE	NE	NE	NE	NE
Vascular disorders	Vascular occlusion	Europe	219	34,7	0	0,0	218	34,3	0	0,0	NE		NE	NE	NE	NE	NE	NE	NE	NE	NE	NE	NE	NE	NE	NE	NE	NE	NE	NE	NE
Vascular disorders	Vascular occlusion	America	344	54,4	0	0,0	339	54,2	0	0,0	NE		NE	NE	NE	NE	NE	NE	NE	NE	NE	NE	NE	NE	NE	NE	NE	NE	NE	NE	NE
Vascular disorders	Vascular occlusion	Asia Pacific (inc. Australia)	69	10,9	0	0,0	68	10,4	1	1,5	*	Quasi-complete separation of data points detected.																				WARNING: The relative Hessian convergence criterion of 12.210774153 is greater than the limit of 0.0001. The convergence is questionable.			0,00	Algorithm converged.	0,00	NE	0,3138		>999,99	Algorithm converged.	0,00	NE
Vascular disorders	Vein collapse	Europe	219	34,7	0	0,0	218	34,3	0	0,0	NE		NE	NE	NE	NE	NE	NE	NE	NE	NE	NE	NE	NE	NE	NE	NE	NE	NE	NE	NE
Vascular disorders	Vein collapse	America	344	54,4	2	0,6	339	54,2	1	0,3	5,98		Convergence criterion (GCONV=1E-8) satisfied.	0,18	21,90	0,000															Algorithm converged.	-0,007	0,013	1,97	Algorithm converged.	0,18	21,63	0,5717		0,51	Algorithm converged.	0,05	3,67
Vascular disorders	Vein collapse	Asia Pacific (inc. Australia)	69	10,9	0	0,0	68	10,4	0	0,0	NE		NE	NE	NE	NE	NE	NE	NE	NE	NE	NE	NE	NE	NE	NE	NE	NE	NE	NE	NE
Vascular disorders	Vein rupture	Europe	219	34,7	0	0,0	218	34,3	1	0,5	*	Quasi-complete separation of data points detected.																				ERROR: Error in computing the link function, its derivatives, or the variance function.			0,00	Algorithm converged.	0,00	NE	0,3140	NE	>999,99	Algorithm converged.	0,00	NE
Vascular disorders	Vein rupture	America	344	54,4	0	0,0	339	54,2	0	0,0	NE		NE	NE	NE	NE	NE	NE	NE	NE	NE	NE	NE	NE	NE	NE	NE	NE	NE	NE	NE
Vascular disorders	Vein rupture	Asia Pacific (inc. Australia)	69	10,9	0	0,0	68	10,4	0	0,0	NE		NE	NE	NE	NE	NE	NE	NE	NE	NE	NE	NE	NE	NE	NE	NE	NE	NE	NE	NE

Test for interaction based on RR (Log-binomial regression)
* indicates convergence problem. Result is uninterpretable.
Clinical cut-off: YOSEMITE 01NOV2021 and RHINE 28OCT2021

Program: root/global/globalshare/morse_macros/current/prod/program/t_ae_raw_soc.sas
Output: root/clinical_studies/RO6867461/CO70122/share/ACE_pool_DME_CSR_Final/prod/output_saf_bc/t_ae_raw_soc_sg_AE_SERC_OCTNOV2021_DME.xls
19MAR2022 2:46

POPULATION: Safety-Evaluable Population B vs. C
ENDPOINT: Moderate AEs through Week 56
MODEL: Unstratified analysis
STUDY: GR40349 & GR40398
Dichotomous Analysis by Subgroups (Safety)

All

			Fanicimab (FTI) (N=632)			Aflibercept (N=625)			Fanicimab (FTI) vs. Aflibercept													Aflibercept vs. Fanicimab (FTI)			
			Patients	Patients with Event		Patients	Patients with Event		Odds Ratio				Absolute Risk Difference				Relative Risk					Relative Risk			
MedDRA System Organ Class	MedDRA Preferred Term	Level	n	%	n	%	n	%	n	%	Odds Ratio	Convergence Reason	95% Lower CL	95% Upper CL	Absolute Risk	Convergence Reason	95% Lower CL	95% Upper CL	Relative Risk	Convergence Reason	95% Lower CL	95% Upper CL	p-value (Cochran-Mantel-Haenszel)	Interaction Test p-value (likelihood ratio)		Relative Risk	Convergence Reason	95% Lower CL	95% Upper CL
Blood and lymphatic system disorders		n/a	632	100,0	4	0,6	625	100,0	12	1,9	0,33	Convergence criterion (GCONV=1E-8) satisfied.	0,10	1,01	-0,013	Algorithm converged.	-0,025	0,000	0,33	Algorithm converged.	0,11	1,02	0,0413		NE	3,01	Algorithm converged.	0,98	9,36
Blood and lymphatic system disorders	Anaemia	n/a	632	100,0	2	0,3	625	100,0	6	1,0	0,33	Convergence criterion (GCONV=1E-8) satisfied.	0,07	1,63	-0,006	Algorithm converged.	-0,015	0,002	0,33	Algorithm converged.	0,07	1,63	0,1536		NE	3,01	Algorithm converged.	0,61	14,97
Blood and lymphatic system disorders	Anaemia of chronic disease	n/a	632	100,0	0	0,0	625	100,0	1	0,2		* Quasi-complete separation of data points detected.				* WARNING: The relative Hessian convergence criterion of 90.6446464276 is greater than the limit of 0.0001. The convergence is questionable.			0,00	Algorithm converged.	0,00	NE	0,3146		NE	>999,99	Algorithm converged.	0,00	NE
Blood and lymphatic system disorders	Iron deficiency anaemia	n/a	632	100,0	0	0,0	625	100,0	2	0,3		* Quasi-complete separation of data points detected.				WARNING: Negative of Hessian not positive definite.			0,00	Algorithm converged.	0,00	NE	0,1548		NE	>999,99	Algorithm converged.	0,00	NE
Blood and lymphatic system disorders	Microcytic anaemia	n/a	632	100,0	1	0,2	625	100,0	1	0,2	0,99	Convergence criterion (GCONV=1E-8) satisfied.	0,06	15,84	0,000	Algorithm converged.	-0,004	0,004	0,99	Algorithm converged.	0,06	15,78	0,9937		NE	1,01	Algorithm converged.	0,06	16,13
Blood and lymphatic system disorders	Nephrogenic anaemia	n/a	632	100,0	0	0,0	625	100,0	1	0,2		* Quasi-complete separation of data points detected.				* WARNING: The relative Hessian convergence criterion of 90.6446464276 is greater than the limit of 0.0001. The convergence is questionable.			0,00	Algorithm converged.	0,00	NE	0,3146		NE	>999,99	Algorithm converged.	0,00	NE
Blood and lymphatic system disorders	Neutrophilia	n/a	632	100,0	0	0,0	625	100,0	1	0,2		* Quasi-complete separation of data points detected.				* WARNING: The relative Hessian convergence criterion of 90.6446464276 is greater than the limit of 0.0001. The convergence is questionable.			0,00	Algorithm converged.	0,00	NE	0,3146		NE	>999,99	Algorithm converged.	0,00	NE
Blood and lymphatic system disorders	Thrombocytopenia	n/a	632	100,0	1	0,2	625	100,0	0	0,0		* Quasi-complete separation of data points detected.				* WARNING: The relative Hessian convergence criterion of 83.9140427061 is greater than the limit of 0.0001. The convergence is questionable.			NE	Algorithm converged.	NE	NE	0,3200		NE	NE	Algorithm converged.	NE	NE
Cardiac disorders		n/a	632	100,0	15	2,4	625	100,0	14	2,2	1,06	Convergence criterion (GCONV=1E-8) satisfied.	0,51	2,22	0,001	Algorithm converged.	-0,015	0,018	1,06	Algorithm converged.	0,52	2,18	0,8745		NE	0,94	Algorithm converged.	0,48	1,84
Cardiac disorders	Acute myocardial infarction	n/a	632	100,0	0	0,0	625	100,0	1	0,2		* Quasi-complete separation of data points detected.				* WARNING: The relative Hessian convergence criterion of 90.6446464276 is greater than the limit of 0.0001. The convergence is questionable.			0,00	Algorithm converged.	0,00	NE	0,3146		NE	>999,99	Algorithm converged.	0,00	NE
Cardiac disorders	Angina pectoris	n/a	632	100,0	2	0,3	625	100,0	2	0,3	0,99	Convergence criterion (GCONV=1E-8) satisfied.	0,14	7,04	0,000	Algorithm converged.	-0,006	0,006	0,99	Algorithm converged.	0,14	7,00	0,9911		NE	1,01	Algorithm converged.	0,14	7,14
Cardiac disorders	Aortic valve stenosis	n/a	632	100,0	1	0,2	625	100,0	0	0,0		* Quasi-complete separation of data points detected.				* WARNING: The relative Hessian convergence criterion of 83.9140427061 is greater than the limit of 0.0001. The convergence is questionable.			NE	Algorithm converged.	NE	NE	0,3200		NE	NE	Algorithm converged.	NE	NE
Cardiac disorders	Arrhythmia	n/a	632	100,0	2	0,3	625	100,0	0	0,0		* Quasi-complete separation of data points detected.				ERROR: The mean parameter is either invalid or at a limit of its range for some observations.			NE	Algorithm converged.	NE	NE	0,1595		NE	NE	Algorithm converged.	NE	NE
Cardiac disorders	Arteriosclerosis coronary artery	n/a	632	100,0	1	0,2	625	100,0	1	0,2	0,99	Convergence criterion (GCONV=1E-8) satisfied.	0,06	15,84	0,000	Algorithm converged.	-0,004	0,004	0,99	Algorithm converged.	0,06	15,78	0,9937		NE	1,01	Algorithm converged.	0,06	16,13
Cardiac disorders	Atrial fibrillation	n/a	632	100,0	1	0,2	625	100,0	1	0,2	0,98	Convergence criterion (GCONV=1E-8) satisfied.	0,31	28,68	0,000	Algorithm converged.	-0,003	0,000	0,97	Algorithm converged.	0,31	28,44	0,3221		NE	0,74	Algorithm converged.	0,04	3,23
Cardiac disorders	Bundle branch block right	n/a	632	100,0	1	0,2	625	100,0	0	0,0		* Quasi-complete separation of data points detected.				* WARNING: The relative Hessian convergence criterion of 78.977922547 is greater than the limit of 0.0001. The convergence is questionable.			NE	Algorithm converged.	NE	NE	0,3200		NE	NE	Algorithm converged.	NE	NE
Cardiac disorders	Cardiac failure	n/a	632	100,0	1	0,2	625	100,0	3	0,5	0,33	Convergence criterion (GCONV=1E-8) satisfied.	0,03	3,17	-0,002	Algorithm converged.	-0,003	0,003	0,33	Algorithm converged.	0,03	3,16	0,3114		NE	3,01	Algorithm converged.	0,32	29,08
Cardiac disorders	Cardiac failure acute	n/a	632	100,0	0	0,0	625	100,0	1	0,2		* Quasi-complete separation of data points detected.				* WARNING: The relative Hessian convergence criterion of 90.6446464276 is greater than the limit of 0.0001. The convergence is questionable.			0,00	Algorithm converged.	0,00	NE	0,3146		NE	>999,99	Algorithm converged.	0,00	NE
Cardiac disorders	Cardiac failure congestive	n/a	632	100,0	3	0,5	625	100,0	3	0,5	0,99	Convergence criterion (GCONV=1E-8) satisfied.	0,20	4,92	0,000	Algorithm converged.	-0,008	0,008	0,99	Algorithm converged.	0,20	4,88	0,9891		NE	1,01	Algorithm converged.	0,20	4,99
Cardiac disorders	Cardiomegaly	n/a	632	100,0	0	0,0	625	100,0	2	0,3		* Quasi-complete separation of data points detected.				WARNING: Negative of Hessian not positive definite.			0,00	Algorithm converged.	0,00	NE	0,1548		NE	>999,99	Algorithm converged.	0,00	NE
Cardiac disorders	Cardiomyopathy	n/a	632	100,0	1	0,2	625	100,0	0	0,0		* Quasi-complete separation of data points detected.				* WARNING: The relative Hessian convergence criterion of 83.9140427061 is greater than the limit of 0.0001. The convergence is questionable.			NE	Algorithm converged.	NE	NE	0,3200		NE	NE	Algorithm converged.	NE	NE
Cardiac disorders	Congestive cardiomyopathy	n/a	632	100,0	0	0,0	625	100,0	1	0,2		* Quasi-complete separation of data points detected.				* WARNING: The relative Hessian convergence criterion of 90.6446464276 is greater than the limit of 0.0001. The convergence is questionable.			0,00	Algorithm converged.	0,00	NE	0,3146		NE	>999,99	Algorithm converged.	0,00	NE
Cardiac disorders	Coronary artery disease	n/a	632	100,0	2	0,3	625	100,0	1	0,2	1,98	Convergence criterion (GCONV=1E-8) satisfied.	0,18	21,90	0,002	Algorithm converged.	-0,004	0,007	1,98	Algorithm converged.	0,18	21,76	0,5698		NE	0,51	Algorithm converged.	0,07	3,58
Cardiac disorders	Coronary artery occlusion	n/a	632	100,0	0	0,0	625	100,0	1	0,2		* Quasi-complete separation of data points detected.				* WARNING: The relative Hessian convergence criterion of 90.6446464276 is greater than the limit of 0.0001. The convergence is questionable.			0,00	Algorithm converged.	0,00	NE	0,3146		NE	>999,99	Algorithm converged.	0,00	NE
Cardiac disorders	Coronary artery stenosis	n/a	632	100,0	0	0,0	625	100,0	1	0,2		* Quasi-complete separation of data points detected.				* WARNING: The relative Hessian convergence criterion of 90.6446464276 is greater than the limit of 0.0001. The convergence is questionable.			0,00	Algorithm converged.	0,00	NE	0,3146		NE	>999,99	Algorithm converged.	0,00	NE
Cardiac disorders	Hypertensive heart disease	n/a	632	100,0	1	0,2	625	100,0	0	0,0		* Quasi-complete separation of data points detected.				* WARNING: The relative Hessian convergence criterion of 83.9140427061 is greater than the limit of 0.0001. The convergence is questionable.			NE	Algorithm converged.	NE	NE	0,3200		NE	NE	Algorithm converged.	NE	NE
Cardiac disorders	Ischaemic cardiomyopathy	n/a	632	100,0	2	0,3	625	100,0	0	0,0		* Quasi-complete separation of data points detected.				ERROR: The mean parameter is either invalid or at a limit of its range for some observations.			NE	Algorithm converged.	NE	NE	0,1595		NE	NE	Algorithm converged.	NE	NE
Cardiac disorders	Left ventricular failure	n/a	632	100,0	1	0,2	625	100,0	0	0,0		* Quasi-complete separation of data points detected.				* WARNING: The relative Hessian convergence criterion of 83.9140427061 is greater than the limit of 0.0001. The convergence is questionable.			NE	Algorithm converged.	NE	NE	0,3200		NE	NE	Algorithm converged.	NE	NE
Cardiac disorders	Myocardial infarction	n/a	632	100,0	0	0,0	625	100,0	1	0,2		* Quasi-complete separation of data points detected.				* WARNING: The relative Hessian convergence criterion of 90.6446464276 is greater than the limit of 0.0001. The convergence is questionable.			0,00	Algorithm converged.	0,00	NE	0,3146		NE	>999,99	Algorithm converged.	0,00	NE
Cardiac disorders	Myocardial ischaemia	n/a	632	100,0	0	0,0	625	100,0	1	0,2		* Quasi-complete separation of data points detected.				* WARNING: The relative Hessian convergence criterion of 90.6446464276 is greater than the limit of 0.0001. The convergence is questionable.			0,00	Algorithm converged.	0,00	NE	0,3146		NE	>999,99	Algorithm converged.	0,00	NE
Cardiac disorders	Sinus bradycardia	n/a	632	100,0	0	0,0	625	100,0	1	0,2		* Quasi-complete separation of data points detected.				* WARNING: The relative Hessian convergence criterion of 90.6446464276 is greater than the limit of 0.0001. The convergence is questionable.			0,00	Algorithm converged.	0,00	NE	0,3146		NE	>999,99	Algorithm converged.	0,00	NE
Cardiac disorders	Tachycardia	n/a	632	100,0	2	0,3	625	100,0	0	0,0		* Quasi-complete separation of data points detected.				ERROR: The mean parameter is either invalid or at a limit of its range for some observations.			NE	Algorithm converged.	NE	NE	0,1595		NE	NE	Algorithm converged.	NE	NE
Ear and labyrinth disorders		n/a	632	100,0	3	0,5	625	100,0	2	0,3	1,48	Convergence criterion (GCONV=1E-8) satisfied.	0,25	8,82	0,002	Algorithm converged.	-0,003	0,008	1,48	Algorithm converged.	0,25	8,83	0,6632		NE	0,67	Algorithm converged.	0,11	4,02
Ear and labyrinth disorders	Hypoacusis	n/a	632	100,0	1	0,2	625	100,0	1	0,2	0,99	Convergence criterion (GCONV=1E-8) satisfied.	0,06	15,84	0,000	Algorithm converged.	-0,004	0,004	0,99	Algorithm converged.	0,06	15,78	0,9937		NE	1,01	Algorithm converged.	0,06	16,13
Ear and labyrinth disorders	Motion sickness	n/a	632	100,0	0	0,0	625	100,0	1	0,2		* Quasi-complete separation of data points detected.				* WARNING: The relative Hessian convergence criterion of 90.6446464276 is greater than the limit of 0.0001. The convergence is questionable.			0,00	Algorithm converged.	0,00	NE	0,3146		NE	>999,99	Algorithm converged.	0,00	NE
Ear and labyrinth disorders	Sudden hearing loss	n/a	632	100,0	1	0,2	625	100,0	0	0,0		* Quasi-complete separation of data points detected.				* WARNING: The relative Hessian convergence criterion of 83.9140427061 is greater than the limit of 0.0001. The convergence is questionable.			NE	Algorithm converged.	NE	NE	0,3200		NE	NE	Algorithm converged.	NE	NE
Ear and labyrinth disorders	Vestibular disorder	n/a	632	100,0	1	0,2	625	100,0	0	0,0		* Quasi-complete separation of data points detected.				* WARNING: The relative Hessian convergence criterion of 83.9140427061 is greater than the limit of 0.0001. The convergence is questionable.			NE	Algorithm converged.	NE	NE	0,3200		NE	NE	Algorithm converged.	NE	NE
Endocrine disorders		n/a	632	100,0	1	0,2	625	100,0	1	0,2	0,99	Convergence criterion (GCONV=1E-8) satisfied.	0,06	15,84	0,000	Algorithm converged.	-0,004	0,004	0,99	Algorithm converged.	0,06	15,78	0,9937		NE	1,01	Algorithm converged.	0,06	16,13
Endocrine disorders	Hypothyroidism	n/a	632	100,0	1	0,2	625	100,0	1	0,2	0,99	Convergence criterion (GCONV=1E-8) satisfied.	0,06	15,84	0,000	Algorithm converged.	-0,004	0,004	0,99	Algorithm converged.	0,06	15,78	0,9937		NE	1,01	Algorithm converged.	0,06	16,13
Eye disorders		n/a	632	100,0	83	13,1	625	100,0	80	12,8	1,03	Convergence criterion (GCONV=1E-8) satisfied.	0,83	1,26	0,004	Algorithm converged.	-0,012	0,020	1,03	Algorithm converged.	0,90	1,18	0,5939		NE	0,83	Algorithm converged.	0,63	1,10
Eye disorders	Blepharitis	n/a	632	100,0	2	0,3	625	100,0	1	0,2	0,99	Convergence criterion (GCONV=1E-8) satisfied.	0,06	15,84	0,000	Algorithm converged.	-0,004	0,004	0,99	Algorithm converged.	0,06	15,78	0,9937		NE	1,01	Algorithm converged.	0,06	16,13
Eye disorders	Borderline glaucoma	n/a	632	100,0	1	0,2	625	100,0	0	0,0		* Quasi-complete separation of data points detected.				* WARNING: The relative Hessian convergence criterion of 83.9140427061 is greater than the limit of 0.0001. The convergence is questionable.			NE	Algorithm converged.	NE	NE	0,3200		NE	NE	Algorithm converged.	NE	NE
Eye disorders	Cataract	n/a	632	100,0	22	3,5	625	100,0	16	2,6	1,37	Convergence criterion (GCONV=1E-8) satisfied.	0,71	2,64	0,000	Algorithm converged.	-0,010	0,026	1,36	Algorithm converged.	0,72	2,56	0,3495		NE	0,74	Algorithm converged.	0,39	1,39
Eye disorders	Cataract cortical	n/a	632	100,0	1	0,2	625	100,0	3	0,5	0,49	Convergence criterion (GCONV=1E-8) satisfied.	0,04	5,46	-0,002	Algorithm converged.	-0,007	0,004	0,49	Algorithm converged.	0,04	5,44	0,5563		NE	2,02	Algorithm converged.	0,18	22,23
Eye disorders	Cataract nuclear	n/a	632	100,0	1	0,2	625	100,0	3	0,5	0,49	Convergence criterion (GCONV=1E-8) satisfied.	0,04	5,46	-0,002	Algorithm converged.	-0,007	0,004	0,49	Algorithm converged.	0,04	5,44	0,5563		NE	2,02	Algorithm converged.	0,18	22,23
Eye disorders	Cataract subcapsular	n/a	632	100,0	1	0,2	625	100,0	1	0,2	0,99	Convergence criterion (GCONV=1E-8) satisfied.	0,06	15,84	0,000	Algorithm converged.	-0,004	0,004	0,99	Algorithm converged.	0,06	15,78	0,9937		NE	1,01	Algorithm converged.	0,06	16,13
Eye disorders	Chalazion	n/a	632	100,0	0	0,0	625	100,0	1	0,2		* Quasi-complete separation of data points detected.				* WARNING: The relative Hessian convergence criterion of 90.6446464276 is greater than the limit of 0.0001. The convergence is questionable.			0,00	Algorithm converged.	0,00	NE	0,3146		NE	>999,99	Algorithm converged.	0,00	NE
Eye disorders	Conjunctival haemorrhage	n/a	632	100,0	7	1,1	625	100,0	6	1,0	1,16	Convergence criterion (GCONV=1E-8) satisfied.	0,39	3,46	0,001	Algorithm converged.	-0,010	0,013	1,15	Algorithm converged.	0,39	3,41	0,7965		NE	0,87	Algorithm converged.	0,23	2,56
Eye disorders	Conjunctival oedema	n/a	632	100,0	1	0,2	625	100,0	0	0,0		* Quasi-complete separation of data points detected.				* WARNING: The relative Hessian convergence criterion of 78.977922547 is greater than the limit of 0.0001. The convergence is questionable.			NE	Algorithm converged.	NE	NE	0,3200		NE	NE	Algorithm converged.	NE	NE
Eye disorders	Corneal epithelium defect	n/a	632	100,0	1	0,2	625	100,0	0	0,0		* Quasi-complete separation of data points detected.				* WARNING: The relative Hessian convergence criterion of 78.977922547 is greater than the limit of 0.0001. The convergence is questionable.			NE	Algorithm converged.	NE	NE	0,3200		NE	NE	Algorithm converged.	NE	NE
Eye disorders	Corneal erosion	n/a	632	100,0	1	0,2	625	100,0	0	0,0		* Quasi-complete separation of data points detected.				* WARNING: The relative Hessian convergence criterion of 83.9140427061 is greater than the limit of 0.0001. The convergence is questionable.			NE	Algorithm converged.	NE	NE	0,3200		NE	NE	Algorithm converged.	NE	NE
Eye disorders	Corneal infiltrates	n/a	632	100,0	1	0,2	625	100,0	0	0,0		* Quasi-complete separation of data points detected.				* WARNING: The relative Hessian convergence criterion of 78.977922547 is greater than the limit of 0.0001. The convergence is questionable.			NE	Algorithm converged.	NE	NE	0,3200		NE	NE	Algorithm converged.	NE	NE
Eye disorders	Cystoid macular oedema	n/a	632	100,0	1	0,2	625	100,0	2	0,3	0,49	Convergence criterion (GCONV=1E-8) satisfied.	0,04	5,46	-0,002	Algorithm converged.	-0,007	0,004	0,49	Algorithm converged.	0,04	5,44	0,5563		NE	2,02	Algorithm converged.	0,18	22,23
Eye disorders	Diabetic retinal oedema	n/a	632	100,0	11	1,7	625	100,0	14	2,2	0,77	Convergence criterion (GCONV=1E-8) satisfied.	0,35	1,72	-0,005	Algorithm converged.	-0,020	0,010	0,78	Algorithm converged.	0,36	1,70	0,5261		NE	1,29	Algorithm converged.	0,53	2,81
Eye disorders	Diabetic retinopathy	n/a	632	100,0	9	1,4	625	100,0	7	1,1	1,28	Convergence criterion (GCONV=1E-8) satisfied.	0,47	3,45	0,003	Algorithm converged.	-0,009	0,015	1,27	Algorithm converged.	0,48	3,33	0,6308		NE	0,78	Algorithm converged.	0,23	2,10
Eye disorders	Dry eye	n/a	632	100,0	2	0,3	625	100,0	4	0,6	0,49	Convergence criterion (GCONV=1E-8) satisfied.	0,03	2,21	-0,003	Algorithm converged.	-0,012	0,002	0,49	Algorithm converged.	0,03	2,21	0,1750		NE	0,43	Algorithm converged.	0,09	36,09
Eye disorders	Erythema of eyelid	n/a	632	100,0	1	0,2	625	100,0	0	0,0		* Quasi-complete separation of data points detected.				* WARNING: The relative Hessian convergence criterion of 83.9140427061 is greater than the limit of 0.0001. The convergence is questionable.			NE	Algorithm converged.	NE	NE	0,3200		NE	NE	Algorithm converged.	NE	NE
Eye disorders	Eye pain	n/a	632	100,0	3	0,5	625	100,0	2	0,3	1,49	Convergence criterion (GCONV=1E-8) satisfied.	0,25	8,92	0,002	Algorithm converged.	-0,006	0,008	1,48	Algorithm converged.	0,25	8,83	0,6632		NE	0,67	Algorithm converged.	0,11	4,02
Eye disorders	Eye swelling	n/a	632	100,0	1	0,2	625	100,0	0	0,0		* Quasi-complete separation of data points detected.				* WARNING: The relative Hessian convergence criterion of 83.9140427061 is greater than the limit of 0.0001. The convergence is questionable.			NE	Algorithm converged.	NE	NE	0,3200		NE	NE	Algorithm converged.	NE	NE
Eye disorders	Glaucoma	n/a	632	100,0	2	0,3	625	100,0	2	0,3	0,49	Convergence criterion (GCONV=1E-8) satisfied.	0,04	5,46	-0,002	Algorithm converged.	-0,007	0,004	0,49	Algorithm converged.	0,04	5,44	0,5565		NE	2,02	Algorithm converged.	0,18	22,23
Eye disorders	Glaucomatous optic disc atrophy	n/a	632	100,0	1	0,2	625	100,0	0	0,0		* Quasi-complete separation of data points detected.				* WARNING: The relative Hessian convergence criterion of 78.977922547 is greater than the limit of 0.0001. The convergence is questionable.			NE	Algorithm converged.	NE	NE	0,3200		NE	NE	Algorithm converged.	NE	NE
Eye disorders	Iridocyclitis	n/a	632	100,0	1	0,2	625	100,0	0	0,0		* Quasi-complete separation of data points detected.				* WARNING: The relative Hessian convergence criterion of 83.9140427061 is greater than the limit of 0.0001. The convergence is questionable.			NE	Algorithm converged.	NE	NE	0,3200		NE	NE	Algorithm converged.	NE	NE
Eye disorders	Iritis	n/a	632	100,0	1	0,2	625	100,0	1	0,2	0,99	Convergence criterion (GCONV=1E-8) satisfied.	0,06	15,84	0,000	Algorithm converged.	-0,004	0,004	0,99	Algorithm converged.	0,06	15,78	0,9937		NE	1,01	Algorithm converged.	0,06	16,13
Eye disorders	Keratitis	n/a	632	100,0	1	0,2	625	100,0	0	0,0		* Quasi-complete separation of data points detected.				* WARNING: The relative Hessian convergence criterion of 78.977922547 is greater than the limit of 0.0001. The convergence is questionable.			NE	Algorithm converged.	NE	NE	0,3200		NE	NE	Algorithm converged.	NE	NE
Eye disorders	Lenticular opacities	n/a	632	100,0	1	0,2	625	100,0	0	0,0		* Quasi-complete separation of data points detected.				ERROR: The mean parameter is either invalid or at a limit of its range for some observations.			NE	Algorithm converged.	NE	NE	0,1595		NE	NE	Algorithm converged.	NE	NE
Eye disorders	Macular fibrosis	n/a	632	100,0	1	0,2	625	100,0	2	0,3	0,49	Convergence criterion (GCONV=1E-8) satisfied.	0,04	5,46	-0,002	Algorithm converged.	-0,007	0,004	0,49	Algorithm converged.	0,04	5,44	0,5565		NE	2,02	Algorithm converged.	0,18	22,23
Eye disorders	Macular hole	n/a	632	100,0	0	0,0	625	100,0	1	0,2		* Quasi-complete separation of data points detected.				* WARNING: The relative Hessian convergence criterion of 90.6446464276 is greater than the limit of 0.0001. The convergence is questionable.			0,00	Algorithm converged.	0,00	NE	0,3146		NE	>999,99	Algorithm converged.	0,00	NE
Eye disorders	Macular oedema	n/a	632	100,0	4	0,6	625	100,0	1	0,2	3,97	Convergence criterion (GCONV=1E-8) satisfied.	0,44	35,66	0,002	Algorithm converged.	-0,002	0,012	3,96	Algorithm converged.	0,44	35,29	0,1831		NE	0,25	Algorithm converged.	0,03	2,04
Eye disorders	Ocular discomfort	n/a	632	100,0	1	0,2	625	100,0	0	0,0		* Quasi-complete separation of data points detected.				* WARNING: The relative Hessian convergence criterion of 83.9140427061 is greater than the limit of 0.0001. The convergence is questionable.			NE	Algorithm converged.	NE	NE	0,3200		NE	NE	Algorithm converged.	NE	NE
Eye disorders	Ocular hypertension	n/a	632	100,0	4	0,6	625	100,0	0	0,0		* Quasi-complete separation of data points detected.				ERROR: The mean parameter is either invalid or at a limit of its range for some observations.			NE	Algorithm converged.	NE	NE	0,1595		NE	NE	Algorithm converged.	NE	NE
Eye disorders	Open angle glaucoma	n/a	632	100,0	1	0,2	625	100,0	0	0,0		* Quasi-complete separation of data points detected.				* WARNING: The relative Hessian convergence criterion of 83.9140427061 is greater than the limit of 0.0001. The convergence is questionable.			NE	Algorithm converged.	NE	NE	0,3200		NE	NE	Algorithm converged.	NE	NE
Eye disorders	Photopsia	n/a	632	100,0	0	0,0	625	100,0	1	0,2		* Quasi-complete separation of data points detected.				* WARNING: The relative Hessian convergence criterion of 90.6446464276 is greater than the limit of 0.0001. The convergence is questionable.			0,00	Algorithm converged.	0,00	NE	0,3146		NE	>999,99	Algorithm converged.	0,00	NE
Eye disorders	Posterior capsule opacification	n/a	632	100,0	3	0,5	625	100,0	0	0,0	0,99	Convergence criterion (GCONV=1E-8) satisfied.	0,28	3,43	0,000	Algorithm converged.	-0,010	0,010	0,99	Algorithm converged.	0,29	3,40	0,9853		NE	1,01	Algorithm converged.	0,29	3,48
Eye disorders	Punctate keratitis	n/a	632	100,0	2	0,3	625	100,0	2	0,3	0,99	Convergence criterion (GCONV=1E-8) satisfied.	0,14	7,04	0,000	Algorithm converged.	-0,006	0,006	0,99	Algorithm converged.	0,14	7,00	0,9911		NE	1,01	Algorithm converged.	0,14	7,14
Eye disorders	Retinal artery embolism	n/a	632	100,0	1	0,2	625	100,0	0	0,0		* Quasi-complete separation of data points detected.				* WARNING: The relative Hessian convergence criterion of 83.9140427061 is greater than the limit of 0.0001. The convergence is questionable.			NE	Algorithm converged.	NE	NE	0,3200		NE	NE	Algorithm converged.	NE	NE
Eye disorders	Retinal degeneration	n/a	632	100,0	0	0,0	625	100,0	1	0,2		* Quasi-complete separation of data points detected.				* WARNING: The relative Hessian convergence criterion of 90.6446464276 is greater than the limit of 0.0001. The convergence is questionable.			0,00	Algorithm converged.	0,00	NE	0,3146		NE	>999,99	Algorithm converged.	0,00	NE
Eye disorders	Retinal exudates	n/a	632	100,0	1	0,2	625	100,0	0	0,0		* Quasi-complete separation of data points detected.				* WARNING: The relative Hessian convergence criterion of 83.9140427061 is greater than the limit of 0.0001. The convergence is questionable.			NE	Algorithm converged.	NE	NE	0,3200		NE	NE	Algorithm converged.	NE	NE
Eye disorders	Retinal haemorrhage	n/a	632	100,0	1	0,2	625	100,0	0	0,0		* Quasi-complete separation of data points detected.				* WARNING: The relative Hessian convergence criterion of 83.9140427061 is greater than the limit of 0.0001. The convergence is questionable.			NE	Algorithm converged.	NE	NE	0,3200		NE	NE	Algorithm converged.	NE	NE
Eye disorders	Retinal thickening	n/a	632	100,0	1	0,2	625	100,0	1	0,2	0,99	Convergence criterion (GCONV=1E-8) satisfied.	0,06	15,84	0,000	Algorithm converged.	-0,004	0,004	0,99	Algorithm converged.	0,06	15,78	0,9937		NE	1,01	Algorithm converged.	0,06	16,13
Eye disorders	Retinal vein occlusion	n/a	632	100,0	1	0,2	625	100,0	0	0,0		* Quasi-complete separation of data points detected.				* WARNING: The relative Hessian convergence criterion of 83.9140427061 is greater than the limit of 0.0001. The convergence is questionable.			NE	Algorithm converged.	NE	NE	0,3200		NE	NE	Algorithm converged.	NE	NE
Eye disorders	Retinopathy hypertensive	n/a	632	100,0	0	0,0	625	100,0	1	0,2		* Quasi-complete separation of data points detected.				* WARNING: The relative Hessian convergence criterion of 90.6446464276 is greater than the limit of 0.0001. The convergence is questionable.			0,00	Algorithm converged.	0,



| | | |

| | | |



Vascular disorders	Blood pressure inadequately controlled	n/a	632	100,0	0	0,0	625	100,0	1	0,2		*	Quasi-complete separation of data points detected.				*	WARNING: The relative Hessian convergence criterion of 90.646464276 is greater than the limit of 0.0001. The convergence is questionable.			0,00	Algorithm converged.	0,00	NE	0,3146	NE	>999,99	Algorithm converged.	0,00	NE
Vascular disorders	Deep vein thrombosis	n/a	632	100,0	1	0,2	625	100,0	1	0,2	0,99	*	Convergence criterion (GCONV=1E-8) satisfied.	0,06	15,84	0,000	*	Algorithm converged.	-0,004	0,004	0,99	Algorithm converged.	0,06	15,78	0,9937	NE	1,01	Algorithm converged.	0,06	16,13
Vascular disorders	Hematoma	n/a	632	100,0	0	0,0	625	100,0	1	0,2		*	Quasi-complete separation of data points detected.				*	WARNING: Hessian of Hessian not positive definite.			0,00	Algorithm converged.	0,00	NE	0,1566	NE	>999,99	Algorithm converged.	0,00	NE
Vascular disorders	Hyperaemia	n/a	632	100,0	1	0,2	625	100,0	0	0,0		*	Quasi-complete separation of data points detected.				*	WARNING: The relative Hessian convergence criterion of 83.914042706 is greater than the limit of 0.0001. The convergence is questionable.			NE	Algorithm converged.	NE	NE	0,3200	NE	NE	Algorithm converged.	NE	NE
Vascular disorders	Hypertension	n/a	632	100,0	18	2,8	625	100,0	13	2,1	1,38	*	Convergence criterion (GCONV=1E-8) satisfied.	0,67	2,84	0,008	*	Algorithm converged.	-0,006	0,025	1,37	Algorithm converged.	0,68	2,77	0,3802	NE	0,73	Algorithm converged.	0,36	1,48
Vascular disorders	Hypertensive urgency	n/a	632	100,0	1	0,2	625	100,0	1	0,2	0,99	*	Convergence criterion (GCONV=1E-8) satisfied.	0,06	15,84	0,000	*	Algorithm converged.	-0,004	0,004	0,99	Algorithm converged.	0,06	15,78	0,9937	NE	1,01	Algorithm converged.	0,06	16,13
Vascular disorders	Hypotension	n/a	632	100,0	5	0,8	625	100,0	2	0,3	2,48	*	Convergence criterion (GCONV=1E-8) satisfied.	0,48	12,85	0,000	*	Algorithm converged.	-0,003	0,013	2,47	Algorithm converged.	0,48	12,70	0,2613	NE	0,43	Algorithm converged.	0,08	2,58
Vascular disorders	Orthostatic hypotension	n/a	632	100,0	0	0,0	625	100,0	1	0,2		*	Quasi-complete separation of data points detected.				*	WARNING: The relative Hessian convergence criterion of 90.646464276 is greater than the limit of 0.0001. The convergence is questionable.			0,00	Algorithm converged.	0,00	NE	0,3146	NE	>999,99	Algorithm converged.	0,00	NE
Vascular disorders	Peripheral arterial occlusive disease	n/a	632	100,0	1	0,2	625	100,0	0	0,0		*	Quasi-complete separation of data points detected.				*	WARNING: The relative Hessian convergence criterion of 83.914042706 is greater than the limit of 0.0001. The convergence is questionable.			NE	Algorithm converged.	NE	NE	0,3200	NE	NE	Algorithm converged.	NE	NE
Vascular disorders	Peripheral artery occlusion	n/a	632	100,0	0	0,0	625	100,0	1	0,2		*	Quasi-complete separation of data points detected.				*	WARNING: The relative Hessian convergence criterion of 90.646464276 is greater than the limit of 0.0001. The convergence is questionable.			0,00	Algorithm converged.	0,00	NE	0,3146	NE	>999,99	Algorithm converged.	0,00	NE
Vascular disorders	Peripheral artery stenosis	n/a	632	100,0	0	0,0	625	100,0	1	0,2		*	Quasi-complete separation of data points detected.				*	WARNING: The relative Hessian convergence criterion of 90.646464276 is greater than the limit of 0.0001. The convergence is questionable.			0,00	Algorithm converged.	0,00	NE	0,3146	NE	>999,99	Algorithm converged.	0,00	NE
Vascular disorders	Poor peripheral circulation	n/a	632	100,0	1	0,2	625	100,0	0	0,0		*	Quasi-complete separation of data points detected.				*	WARNING: The relative Hessian convergence criterion of 78.977922547 is greater than the limit of 0.0001. The convergence is questionable.			NE	Algorithm converged.	NE	NE	0,3200	NE	NE	Algorithm converged.	NE	NE
Vascular disorders	Thrombophlebitis	n/a	632	100,0	0	0,0	625	100,0	1	0,2		*	Quasi-complete separation of data points detected.				*	WARNING: The relative Hessian convergence criterion of 90.646464274 is greater than the limit of 0.0001. The convergence is questionable.			0,00	Algorithm converged.	0,00	NE	0,3146	NE	>999,99	Algorithm converged.	0,00	NE

Includes AEs with onset up to Day 405 (last day of Week 56 analysis visit window).
Only AEs of highest severity are counted.
Test for interaction based on RR (Log-binomial regression)
* indicates convergence problem. Result is uninterpretable.
Clinical cut-off: YOSEMITE 01NOV2021 and RHINE 28OCT2021

Program: root/clinical studies/RO6867461/CDT70122/share/ACE pool DME CSR Final/prod/program/t ae raw soc.sas
Output: root/clinical_studies/RO6867461/CDT70122/share/ACE_pool_DME_CSR_Final/prod/output_saf_bc/t_ae_raw_soc_sg_WMODAE_AEW56_SEBC_OCTNOV2021_DME.xls
11AUG2022 18:43

POPULATION: Safety-Evaluable Population B vs. C
ENDPOINT: Moderate AEs through Week 56
MODEL: Unstratified analysis
STUDY: GR40349 & GR40398
Dichotomous Analysis by Subgroups (Safety)

Study

			Faricimab (PTI) (N=632)				Aflibercept (N=625)				Faricimab (PTI) vs. Aflibercept																		Aflibercept vs. Faricimab (PTI)				
			Patients		Patients with Event		Patients		Patients with Event		Odds Ratio					Absolute Risk Difference					Relative Risk								Relative Risk			
MedDRA System Organ Class	MedDRA Preferred Term	Level	n	%	n	%	n	%	n	%	Odds Ratio		Convergence Reason	95% Lower CL	95% Upper CL	Absolute Risk		Convergence Reason	95% Lower CL	95% Upper CL	Relative Risk		Convergence Reason	95% Lower CL	95% Upper CL	p-value (Cochran-Mantel-Haenszel)	Interaction Test p-value (likelihood ratio)	Relative Risk		Convergence Reason	95% Lower CL	95% Upper CL
Blood and lymphatic system disorders		Rhine	319	50,5	1	0,3	314	50,2	3	1,0	0,33		Convergence criterion (GCONV=1E-8) satisfied.	0,03	3,15	-0,006		Algorithm converged.	-0,019	0,006	0,33		Algorithm converged.	0,03	3,14	0,3086	0,9944	3,05		Algorithm converged.	0,32	29,14
Blood and lymphatic system disorders		Yosemite	313	49,5	3	1,0	311	49,8	9	2,9	0,32		Convergence criterion (GCONV=1E-8) satisfied.	0,09	1,21	-0,019		Algorithm converged.	-0,041	0,002	0,33		Algorithm converged.	0,09	1,21	0,0786		3,02		Algorithm converged.	0,83	11,05
Blood and lymphatic system disorders	Anaemia	Rhine	319	50,5	0	0,0	314	50,2	2	0,6		*	Quasi-complete separation of data points detected.				*	ERROR: The mean parameter is either invalid or at a limit of its range for some observations.			0,00		Algorithm converged.	0,00	NE	0,1537	0,2415	>999.99		Algorithm converged.	0,00	NE
Blood and lymphatic system disorders	Anaemia	Yosemite	313	49,5	2	0,6	311	49,8	4	1,3	0,49		Convergence criterion (GCONV=1E-8) satisfied.	0,09	2,71	-0,006		Algorithm converged.	-0,022	0,009	0,50		Algorithm converged.	0,09	2,69	0,4079		2,01		Algorithm converged.	0,37	10,91
Blood and lymphatic system disorders	Anaemia of chronic disease	Rhine	319	50,5	0	0,0	314	50,2	0	0,0	NE			NE	NE	NE		NE	NE	NE	NE		NE	NE	NE	NE	NE	NE		NE	NE	NE
Blood and lymphatic system disorders	Anaemia of chronic disease	Yosemite	313	49,5	0	0,0	311	49,8	1	0,3		*	Quasi-complete separation of data points detected.				*	ERROR: The mean parameter is either invalid or at a limit of its range for some observations.			0,00		Algorithm converged.	0,00	NE	0,3158		>999.99		Algorithm converged.	0,00	NE
Blood and lymphatic system disorders	Iron deficiency anaemia	Rhine	319	50,5	0	0,0	314	50,2	0	0,0	NE			NE	NE	NE		NE	NE	NE	NE		NE	NE	NE	NE	NE	NE		NE	NE	NE
Blood and lymphatic system disorders	Iron deficiency anaemia	Yosemite	313	49,5	0	0,0	311	49,8	2	0,6		*	Quasi-complete separation of data points detected.				*	ERROR: The mean parameter is either invalid or at a limit of its range for some observations.			0,00		Algorithm converged.	0,00	NE	0,1556		>999.99		Algorithm converged.	0,00	NE
Blood and lymphatic system disorders	Microcytic anaemia	Rhine	319	50,5	1	0,3	314	50,2	1	0,3	0,98		Convergence criterion (GCONV=1E-8) satisfied.	0,06	15,80	0,000		Algorithm converged.	-0,009	0,009	0,98		Algorithm converged.	0,06	15,67	0,9911	1,0000	1,02		Algorithm converged.	0,06	16,17
Blood and lymphatic system disorders	Microcytic anaemia	Yosemite	313	49,5	0	0,0	311	49,8	0	0,0	NE			NE	NE	NE		NE	NE	NE	NE		NE	NE	NE	NE		NE		NE	NE	NE
Blood and lymphatic system disorders	Nephrogenic anaemia	Rhine	319	50,5	0	0,0	314	50,2	0	0,0	NE			NE	NE	NE		NE	NE	NE	NE		NE	NE	NE	NE	NE	NE		NE	NE	NE
Blood and lymphatic system disorders	Nephrogenic anaemia	Yosemite	313	49,5	0	0,0	311	49,8	1	0,3		*	Quasi-complete separation of data points detected.				*	ERROR: The mean parameter is either invalid or at a limit of its range for some observations.			0,00		Algorithm converged.	0,00	NE	0,3158		>999.99		Algorithm converged.	0,00	NE
Blood and lymphatic system disorders	Neutrophilia	Rhine	319	50,5	0	0,0	314	50,2	0	0,0	NE			NE	NE	NE		NE	NE	NE	NE		NE	NE	NE	NE	NE	NE		NE	NE	NE
Blood and lymphatic system disorders	Neutrophilia	Yosemite	313	49,5	0	0,0	311	49,8	1	0,3		*	Quasi-complete separation of data points detected.				*	ERROR: The mean parameter is either invalid or at a limit of its range for some observations.			0,00		Algorithm converged.	0,00	NE	0,3158		>999.99		Algorithm converged.	0,00	NE
Blood and lymphatic system disorders	Thrombocytopenia	Rhine	319	50,5	0	0,0	314	50,2	0	0,0	NE			NE	NE	NE		NE	NE	NE	NE		NE	NE	NE	NE	NE	NE		NE	NE	NE
Blood and lymphatic system disorders	Thrombocytopenia	Yosemite	313	49,5	1	0,3	311	49,8	0	0,0		*	Quasi-complete separation of data points detected.				*	WARNING: Negative of Hessian not positive definite.			NE		Algorithm converged.	NE	NE	0,3189		NE		Algorithm converged.	NE	NE
Cardiac disorders		Rhine	319	50,5	10	3,1	314	50,2	7	2,2	1,42		Convergence criterion (GCONV=1E-8) satisfied.	0,53	3,78	0,009		Algorithm converged.	-0,016	0,034	1,41		Algorithm converged.	0,54	3,65	0,4814	0,3627	0,71		Algorithm converged.	0,27	1,84
Cardiac disorders		Yosemite	313	49,5	5	1,6	311	49,8	7	2,3	0,71		Convergence criterion (GCONV=1E-8) satisfied.	0,22	2,25	-0,007		Algorithm converged.	-0,028	0,015	0,71		Algorithm converged.	0,23	2,21	0,5527		1,41		Algorithm converged.	0,45	4,39
Cardiac disorders	Acute myocardial infarction	Rhine	319	50,5	0	0,0	314	50,2	0	0,0	NE			NE	NE	NE		NE	NE	NE	NE		NE	NE	NE	NE	NE	NE		NE	NE	NE
Cardiac disorders	Acute myocardial infarction	Yosemite	313	49,5	0	0,0	311	49,8	1	0,3		*	Quasi-complete separation of data points detected.				*	ERROR: The mean parameter is either invalid or at a limit of its range for some observations.			0,00		Algorithm converged.	0,00	NE	0,3158		>999.99		Algorithm converged.	0,00	NE
Cardiac disorders	Angina pectoris	Rhine	319	50,5	1	0,3	314	50,2	1	0,3	0,98		Convergence criterion (GCONV=1E-8) satisfied.	0,06	15,80	0,000		Algorithm converged.	-0,009	0,009	0,98		Algorithm converged.	0,06	15,67	0,9911	0,9962	1,02		Algorithm converged.	0,06	16,17
Cardiac disorders	Angina pectoris	Yosemite	313	49,5	1	0,3	311	49,8	1	0,3	0,99		Convergence criterion (GCONV=1E-8) satisfied.	0,06	15,96	0,000		Algorithm converged.	-0,009	0,009	0,99		Algorithm converged.	0,06	15,81	0,9964		1,01		Algorithm converged.	0,06	16,02
Cardiac disorders	Aortic valve stenosis	Rhine	319	50,5	1	0,3	314	50,2	0	0,0		*	Quasi-complete separation of data points detected.				*	WARNING: The relative Hessian convergence criterion of 46.424829332 is greater than the limit of 0.0001. The convergence is questionable.			NE		Algorithm converged.	NE	NE	0,3211	NE	NE		Algorithm converged.	NE	NE
Cardiac disorders	Aortic valve stenosis	Yosemite	313	49,5	0	0,0	311	49,8	0	0,0	NE			NE	NE	NE		NE	NE	NE	NE		NE	NE	NE	NE		NE		NE	NE	NE
Cardiac disorders	Arrhythmia	Rhine	319	50,5	1	0,3	314	50,2	0	0,0		*	Quasi-complete separation of data points detected.				*	WARNING: The relative Hessian convergence criterion of 46.424829332 is greater than the limit of 0.0001. The convergence is questionable.			NE		Algorithm converged.	NE	NE	0,3211	1,0000	NE		Algorithm converged.	NE	NE
Cardiac disorders	Arrhythmia	Yosemite	313	49,5	1	0,3	311	49,8	0	0,0		*	Quasi-complete separation of data points detected.				*	WARNING: The relative Hessian convergence criterion of 49.184997554 is greater than the limit of 0.0001. The convergence is questionable.			NE		Algorithm converged.	NE	NE	0,3189		NE		Algorithm converged.	NE	NE
Cardiac disorders	Arteriosclerosis coronary artery	Rhine	319	50,5	1	0,3	314	50,2	1	0,3	0,98		Convergence criterion (GCONV=1E-8) satisfied.	0,06	15,80	0,000		Algorithm converged.	-0,009	0,009	0,98		Algorithm converged.	0,06	15,67	0,9911	1,0000	1,02		Algorithm converged.	0,06	16,17
Cardiac disorders	Arteriosclerosis coronary artery	Yosemite	313	49,5	0	0,0	311	49,8	0	0,0	NE			NE	NE	NE		NE	NE	NE	NE		NE	NE	NE	NE		NE		NE	NE	NE
Cardiac disorders	Atrial fibrillation	Rhine	319	50,5	1	0,3	314	50,2	0	0,0		*	Quasi-complete separation of data points detected.				*	WARNING: The relative Hessian convergence criterion of 46.424829332 is greater than the limit of 0.0001. The convergence is questionable.			NE		Algorithm converged.	NE	NE	0,3211	0,4111	NE		Algorithm converged.	NE	NE
Cardiac disorders	Atrial fibrillation	Yosemite	313	49,5	2	0,6	311	49,8	1	0,3	1,99		Convergence criterion (GCONV=1E-8) satisfied.	0,18	22,10	0,003		Algorithm converged.	-0,008	0,014	1,99		Algorithm converged.	0,18	21,80	0,5668		0,50		Algorithm converged.	0,05	5,52
Cardiac disorders	Bundle branch block right	Rhine	319	50,5	1	0,3	314	50,2	0	0,0		*	Quasi-complete separation of data points detected.				*	WARNING: The relative Hessian convergence criterion of 49.519817954 is greater than the limit of 0.0001. The convergence is questionable.			NE		Algorithm converged.	NE	NE	0,3211	NE	NE		Algorithm converged.	NE	NE
Cardiac disorders	Bundle branch block right	Yosemite	313	49,5	0	0,0	311	49,8	0	0,0	NE			NE	NE	NE		NE	NE	NE	NE		NE	NE	NE	NE		NE		NE	NE	NE
Cardiac disorders	Cardiac failure	Rhine	319	50,5	1	0,3	314	50,2	3	1,0	0,33		Convergence criterion (GCONV=1E-8) satisfied.	0,03	3,15	-0,006		Algorithm converged.	-0,019	0,006	0,33		Algorithm converged.	0,03	3,14	0,3086	1,0000	3,05		Algorithm converged.	0,32	29,14
Cardiac disorders	Cardiac failure	Yosemite	313	49,5	0	0,0	311	49,8	0	0,0	NE			NE	NE	NE		NE	NE	NE	NE		NE	NE	NE	NE		NE		NE	NE	NE
Cardiac disorders	Cardiac failure acute	Rhine	319	50,5	0	0,0	314	50,2	1	0,3		*	Quasi-complete separation of data points detected.				*	ERROR: The mean parameter is either invalid or at a limit of its range for some observations.			0,00		Algorithm converged.	0,00	NE	0,3135	NE	>999.99		Algorithm converged.	0,00	NE
Cardiac disorders	Cardiac failure acute	Yosemite	313	49,5	0	0,0	311	49,8	0	0,0	NE			NE	NE	NE		NE	NE	NE	NE		NE	NE	NE	NE		NE		NE	NE	NE
Cardiac disorders	Cardiac failure congestive	Rhine	319	50,5	3	0,9	314	50,2	1	0,3	2,97		Convergence criterion (GCONV=1E-8) satisfied.	0,31	28,71	0,006		Algorithm converged.	-0,006	0,019	2,95		Algorithm converged.	0,31	28,24	0,3238	0,0509	0,34		Algorithm converged.	0,04	3,24
Cardiac disorders	Cardiac failure congestive	Yosemite	313	49,5	0	0,0	311	49,8	2	0,6		*	Quasi-complete separation of data points detected.				*	ERROR: The mean parameter is either invalid or at a limit of its range for some observations.			0,00		Algorithm converged.	0,00	NE	0,1556		>999.99		Algorithm converged.	0,00	NE
Cardiac disorders	Cardiomegaly	Rhine	319	50,5	0	0,0	314	50,2	0	0,0	NE			NE	NE	NE		NE	NE	NE	NE		NE	NE	NE	NE	NE	NE		NE	NE	NE
Cardiac disorders	Cardiomegaly	Yosemite	313	49,5	0	0,0	311	49,8	2	0,6		*	Quasi-complete separation of data points detected.				*	ERROR: The mean parameter is either invalid or at a limit of its range for some observations.			0,00		Algorithm converged.	0,00	NE	0,1556		>999.99		Algorithm converged.	0,00	NE
Cardiac disorders	Cardiomyopathy	Rhine	319	50,5	0	0,0	314	50,2	0	0,0	NE			NE	NE	NE		NE	NE	NE	NE		NE	NE	NE	NE	NE	NE		NE	NE	NE
Cardiac disorders	Cardiomyopathy	Yosemite	313	49,5	1	0,3	311	49,8	0	0,0		*	Quasi-complete separation of data points detected.				*	WARNING: Negative of Hessian not positive definite.			NE		Algorithm converged.	NE	NE	0,3189		NE		Algorithm converged.	NE	NE
Cardiac disorders	Congestive cardiomyopathy	Rhine	319	50,5	0	0,0	314	50,2	1	0,3		*	Quasi-complete separation of data points detected.				*	ERROR: The mean parameter is either invalid or at a limit of its range for some observations.			0,00		Algorithm converged.	0,00	NE	0,3135	NE	>999.99		Algorithm converged.	0,00	NE
Cardiac disorders	Congestive cardiomyopathy	Yosemite	313	49,5	0	0,0	311	49,8	0	0,0	NE			NE	NE	NE		NE	NE	NE	NE		NE	NE	NE	NE		NE		NE	NE	NE
Cardiac disorders	Coronary artery disease	Rhine	319	50,5	1	0,3	314	50,2	0	0,0		*	Quasi-complete separation of data points detected.				*	WARNING: The relative Hessian convergence criterion of 46.424829332 is greater than the limit of 0.0001. The convergence is questionable.			NE		Algorithm converged.	NE	NE	0,3211	0,3074	NE		Algorithm converged.	NE	NE
Cardiac disorders	Coronary artery disease	Yosemite	313	49,5	1	0,3	311	49,8	1	0,3	0,99		Convergence criterion (GCONV=1E-8) satisfied.	0,06	15,96	0,000		Algorithm converged.	-0,009	0,009	0,99		Algorithm converged.	0,06	15,81	0,9964		1,01		Algorithm converged.	0,06	16,02
Cardiac disorders	Coronary artery occlusion	Rhine	319	50,5	0	0,0	314	50,2	0	0,0	NE			NE	NE	NE		NE	NE	NE	NE		NE	NE	NE	NE	NE	NE		NE	NE	NE
Cardiac disorders	Coronary artery occlusion	Yosemite	313	49,5	0	0,0	311	49,8	1	0,3		*	Quasi-complete separation of data points detected.				*	ERROR: The mean parameter is either invalid or at a limit of its range for some observations.			0,00		Algorithm converged.	0,00	NE	0,3158		>999.99		Algorithm converged.	0,00	NE
Cardiac disorders	Coronary artery stenosis	Rhine	319	50,5	0	0,0	314	50,2	0	0,0	NE			NE	NE	NE		NE	NE	NE	NE		NE	NE	NE	NE	NE	NE		NE	NE	NE
Cardiac disorders	Coronary artery stenosis	Yosemite	313	49,5	0	0,0	311	49,8	1	0,3		*	Quasi-complete separation of data points detected.				*	ERROR: The mean parameter is either invalid or at a limit of its range for some observations.			0,00		Algorithm converged.	0,00	NE	0,3158		>999.99		Algorithm converged.	0,00	NE
Cardiac disorders	Hypertensive heart disease	Rhine	319	50,5	0	0,0	314	50,2	0	0,0	NE			NE	NE	NE		NE	NE	NE	NE		NE	NE	NE	NE	NE	NE		NE	NE	NE
Cardiac disorders	Hypertensive heart disease	Yosemite	313	49,5	1	0,3	311	49,8	0	0,0		*	Quasi-complete separation of data points detected.				*	WARNING: Negative of Hessian not positive definite.			NE		Algorithm converged.	NE	NE	0,3189		NE		Algorithm converged.	NE	NE
Cardiac disorders	Ischaemic cardiomyopathy	Rhine	319	50,5	2	0,6	314	50,2	0	0,0		*	Quasi-complete separation of data points detected.				*	WARNING: Negative of Hessian not positive definite.			NE		Algorithm converged.	NE	NE	0,1603	NE	NE		Algorithm converged.	NE	NE
Cardiac disorders	Ischaemic cardiomyopathy	Yosemite	313	49,5	0	0,0	311	49,8	0	0,0	NE			NE	NE	NE		NE	NE	NE	NE		NE	NE	NE	NE		NE		NE	NE	NE
Cardiac disorders	Left ventricular failure	Rhine	319	50,5	0	0,0	314	50,2	0	0,0	NE			NE	NE	NE		NE	NE	NE	NE		NE	NE	NE	NE	NE	NE		NE	NE	NE
Cardiac disorders	Left ventricular failure	Yosemite	313	49,5	1	0,3	311	49,8	0	0,0		*	Quasi-complete separation of data points detected.				*	WARNING: Negative of Hessian not positive definite.			NE		Algorithm converged.	NE	NE	0,3189		NE		Algorithm converged.	NE	NE
Cardiac disorders	Myocardial infarction	Rhine	319	50,5	0	0,0	314	50,2	1	0,3		*	Quasi-complete separation of data points detected.				*	ERROR: The mean parameter is either invalid or at a limit of its range for some observations.			0,00		Algorithm converged.	0,00	NE	0,3135	NE	>999.99		Algorithm converged.	0,00	NE
Cardiac disorders	Myocardial infarction	Yosemite	313	49,5	0	0,0	311	49,8	0	0,0	NE			NE	NE	NE		NE	NE	NE	NE		NE	NE	NE	NE		NE		NE	NE	NE
Cardiac disorders	Myocardial ischaemia	Rhine	319	50,5	0	0,0	314	50,2	1	0,3		*	Quasi-complete separation of data points detected.				*	ERROR: The mean parameter is either invalid or at a limit of its range for some observations.			0,00		Algorithm converged.	0,00	NE	0,3135	NE	>999.99		Algorithm converged.	0,00	NE
Cardiac disorders	Myocardial ischaemia	Yosemite	313	49,5	0	0,0	311	49,8	0	0,0	NE			NE	NE	NE		NE	NE	NE	NE		NE	NE	NE	NE		NE		NE	NE	NE
Cardiac disorders	Sinus bradycardia	Rhine	319	50,5	0	0,0	314	50,2	0	0,0	NE			NE	NE	NE		NE	NE	NE	NE		NE	NE	NE	NE	NE	NE		NE	NE	NE
Cardiac disorders	Sinus bradycardia	Yosemite	313	49,5	0	0,0	311	49,8	1	0,3		*	Quasi-complete separation of data points detected.				*	ERROR: The mean parameter is either invalid or at a limit of its range for some observations.			0,00		Algorithm converged.	0,00	NE	0,3158		>999.99		Algorithm converged.	0,00	NE
Cardiac disorders	Tachycardia	Rhine	319	50,5	2	0,6	314	50,2	0	0,0		*	Quasi-complete separation of data points detected.				*	WARNING: Negative of Hessian not positive definite.			NE		Algorithm converged.	NE	NE	0,1603	NE	NE		Algorithm converged.	NE	NE
Cardiac disorders	Tachycardia	Yosemite	313	49,5	0	0,0	311	49,8	0	0,0	NE			NE	NE	NE		NE	NE	NE	NE		NE	NE	NE	NE		NE		NE	NE	NE
Ear and labyrinth disorders		Rhine	319	50,5	0	0,0	314	50,2	1	0,3		*	Quasi-complete separation of data points detected.				*	ERROR: The mean parameter is either invalid or at a limit of its range for some observations.			0,00		Algorithm converged.	0,00	NE	0,3135	0,1338	>999.99		Algorithm converged.	0,00	NE
Ear and labyrinth disorders		Yosemite	313	49,5	3	1,0	311	49,8	1	0,3	3,00		Convergence criterion (GCONV=1E-8) satisfied.	0,31	28,99	0,006		Algorithm converged.	-0,006	0,019	2,98		Algorithm converged.	0,31	28,50	0,3193		0,34		Algorithm converged.	0,04	3,21
Ear and labyrinth disorders	Hypoacusis	Rhine	319	50,5	0	0,0	314	50,2	1	0,3		*	Quasi-complete separation of data points detected.				*	ERROR: The mean parameter is either invalid or at a limit of its range for some observations.			0,00		Algorithm converged.	0,00	NE	0,3135	0,0951	>999.99		Algorithm converged.	0,00	NE
Ear and labyrinth disorders	Hypoacusis	Yosemite	313	49,5	1	0,3	311	49,8	0	0,0		*	Quasi-complete separation of data points detected.				*	WARNING: Negative of Hessian not positive definite.			NE		Algorithm converged.	NE	NE	0,3189		NE		Algorithm converged.	NE	NE
Ear and labyrinth disorders	Motion sickness	Rhine	319	50,5	0	0,0	314	50,2	0	0,0	NE			NE	NE	NE		NE	NE	NE	NE		NE	NE	NE	NE	NE	NE		NE	NE	NE
Ear and labyrinth disorders	Motion sickness	Yosemite	313	49,5	0	0,0	311	49,8	1	0,3		*	Quasi-complete separation of data points detected.				*	ERROR: The mean parameter is either invalid or at a limit of its range for some observations.			0,00		Algorithm converged.	0,00	NE	0,3158		>999.99		Algorithm converged.	0,00	NE
Ear and labyrinth disorders	Sudden hearing loss	Rhine	319	50,5	0	0,0	314	50,2	0	0,0	NE			NE	NE	NE		NE	NE	NE	NE		NE	NE	NE	NE	NE	NE		NE	NE	NE
Ear and labyrinth disorders	Sudden hearing loss	Yosemite	313	49,5	1	0,3	311	49,8	0	0,0		*	Quasi-complete separation of data points detected.				*	WARNING: Negative of Hessian not positive definite.			NE		Algorithm converged.	NE	NE	0,3189		NE		Algorithm converged.	NE	NE
Ear and labyrinth disorders	Vestibular disorder	Rhine	319	50,5	0	0,0	314	50,2	0	0,0	NE			NE	NE	NE		NE	NE	NE	NE		NE	NE	NE	NE	NE	NE		NE	NE	NE
Ear and labyrinth disorders	Vestibular disorder	Yosemite	313	49,5	1	0,3	311	49,8	0	0,0		*	Quasi-complete separation of data points detected.				*	WARNING: Negative of Hessian not positive definite.			NE		Algorithm converged.	NE	NE	0,3189		NE		Algorithm converged.	NE	NE
Endocrine disorders		Rhine	319	50,5	0	0,0	314	50,2	0	0,0	NE			NE	NE	NE		NE	NE	NE	NE		NE	NE	NE	NE	1,0000	NE		NE	NE	NE
Endocrine disorders		Yosemite	313	49,5	1	0,3	311	49,8	1	0,3	0,99		Convergence criterion (GCONV=1E-8) satisfied.	0,06	15,96	0,000		Algorithm converged.	-0,009	0,009	0,99		Algorithm converged.	0,06	15,81	0,9964		1,01		Algorithm converged.	0,06	16,02
Endocrine disorders	Hypothyroidism	Rhine	319	50,5	0	0,0	314	50,2	0	0,0	NE			NE	NE	NE		NE	NE	NE	NE		NE	NE	NE	NE	1,0000	NE		NE	NE	NE
Endocrine disorders	Hypothyroidism	Yosemite	313	49,5	1	0,3	311	49,8	1	0,3	0,99		Convergence criterion (GCONV=1E-8) satisfied.	0,06	15,96	0,000		Algorithm converged.	-0,009	0,009	0,99		Algorithm converged.	0,06	15,81	0,9964		1,01		Algorithm converged.	0,06	16,02
Eye disorders		Rhine	319	50,5	48	15,0	314	50,2	31	9,9	1,62		Convergence criterion (GCONV=1E-8) satisfied.	1,00	2,62	0,052		Algorithm converged.	0,000	0,103	1,52		Algorithm converged.	1,00	2,33	0,0491	0,1361	0,66		Algorithm converged.	0,43	1,00
Eye disorders		Yosemite	313	49,5	37	11,8	311	49,8	38	12,2	0,96		Convergence criterion (GCONV=1E-8) satisfied.	0,59	1,56	-0,004		Algorithm converged.	-0,055	0,047	0,97		Algorithm converged.	0,63	1,48	0,8787		1,03		Algorithm converged.	0,68	1,58
Eye disorders	Blepharitis	Rhine	319	50,5	1	0,3	314	50,2	1	0,3	0,98		Convergence criterion (GCONV=1E-8) satisfied.	0,06	15,80	0,000		Algorithm converged.	-0,009	0,009	0,98		Algorithm converged.	0,06	15,67	0,9911	1,0000	1,02		Algorithm converged.	0,06	16,17
Eye disorders	Blepharitis	Yosemite	313	49,5	0	0,0	311	49,8	0	0,0	NE			NE	NE	NE		NE	NE	NE	NE		NE	NE	NE	NE		NE		NE	NE	NE
Eye disorders	Borderline glaucoma	Rhine	319	50,5	0	0,0	314	50,2	0	0,0	NE			NE	NE	NE		NE	NE	NE	NE		NE	NE	NE	NE	NE	NE		NE	NE	NE
Eye disorders	Borderline glaucoma	Yosemite	313	49,5	1	0,3	311	49,8	0	0,0		*	Quasi-complete separation of data points detected.				*	WARNING: Negative of Hessian not positive definite.			NE		Algorithm converged.	NE	NE	0,3189		NE		Algorithm converged.	NE	NE
Eye disorders	Cataract	Rhine	319	50,5	12	3,8	314	50,2	8	2,5	1,49		Convergence criterion (GCONV=1E-8) satisfied.	0,60	3,71	0,012		Algorithm converged.	-0,015	0,039	1,48		Algorithm converged.	0,61	3,56	0,3830	0,7897	0,68		Algorithm converged.	0,28	1,63
Eye disorders	Cataract	Yosemite	313	49,5	10	3,2	311	49,8	8	2,6	1,25		Convergence criterion (GCONV=1E-8) satisfied.	0,49	3,21	0,006		Algorithm converged.	-0,020	0,032	1,24		Algorithm converged.	0,50	3,11	0,6425		0,81		Algorithm converged.	0,32	2,01
Eye disorders	Cataract cortical	Rhine	319	50,5	0	0,0	314	50,2	1	0,3		*	Quasi-complete separation of data points detected.				*	ERROR: The mean parameter is either invalid or at a limit of its range for some observations.			0,00		Algorithm converged.	0,00	NE	0,3135	0,3045	>999.99		Algorithm converged.	0,00	NE
Eye disorders	Cataract cortical	Yosemite	313	49,5	1	0,3	311	49,8	1	0,3	0,99		Convergence criterion (GCONV=1E-8) satisfied.	0,06	15,96	0,000		Algorithm converged.	-0,009	0,009	0,99		Algorithm converged.	0,06	15,81	0,9964		1,01		Algorithm converged.	0,06	16,02
Eye disorders	Cataract nuclear	Rhine	319	50,5	0	0,0	314	50,2	0	0,0	NE			NE	NE	NE		NE	NE	NE	NE		NE	NE	NE	NE	1,0000	NE		NE	NE	NE
Eye disorders	Cataract nuclear	Yosemite	313	49,5	1	0,3	311	49,8	2	0,6	0,50		Convergence criterion (GCONV=1E-8) satisfied.	0,04	5,49	-0,003		Algorithm converged.	-0,014	0,008	0,50		Algorithm converged.	0,05	5,45	0,5593		2,01		Algorithm converged.	0,18	22,08
Eye disorders	Cataract subcapsular	Rhine	319	50,5	1	0,3	314	50,2	0	0,0		*	Quasi-complete separation of data points detected.				*	WARNING: Negative of Hessian not positive definite.			NE		Algorithm converged.	NE	NE	0,3211	0,0963	NE		Algorithm converged.	NE	NE
Eye disorders	Cataract subcapsular	Yosemite	313	49,5	0	0,0	311	49,8	1	0,3		*	Quasi-complete separation of data points detected.				*	ERROR: The mean parameter is either invalid or at a limit of its range for some observations.			0,00		Algorithm converged.	0,00	NE	0,3158		>999.99		Algorithm converged.	0,00	NE
Eye disorders	Chalazion	Rhine	319	50,5	0	0,0	314	50,2	0	0,0	NE			NE	NE	NE		NE	NE	NE	NE		NE	NE	NE	NE	NE	NE		NE	NE	NE
Eye disorders	Chalazion	Yosemite	313	49,5	0	0,0	311	49,8	1	0,3		*	Quasi-complete separation of data points detected.				*	ERROR: The mean parameter is either invalid or at a limit of its range for some observations.			0,00		Algorithm converged.	0,00	NE	0,3158		>999.99		Algorithm converged.	0,00	NE
Eye disorders	Conjunctival haemorrhage	Rhine	319	50,5	5	1,6	314	50,2	3	1,0	1,65		Convergence criterion (GCONV=1E-8) satisfied.	0,39	6,97	0,006		Algorithm converged.	-0,011	0,023	1,64		Algorithm converged.	0,40	6,81	0,4911	0,4300	0,61		Algorithm converged.	0,15	2,53

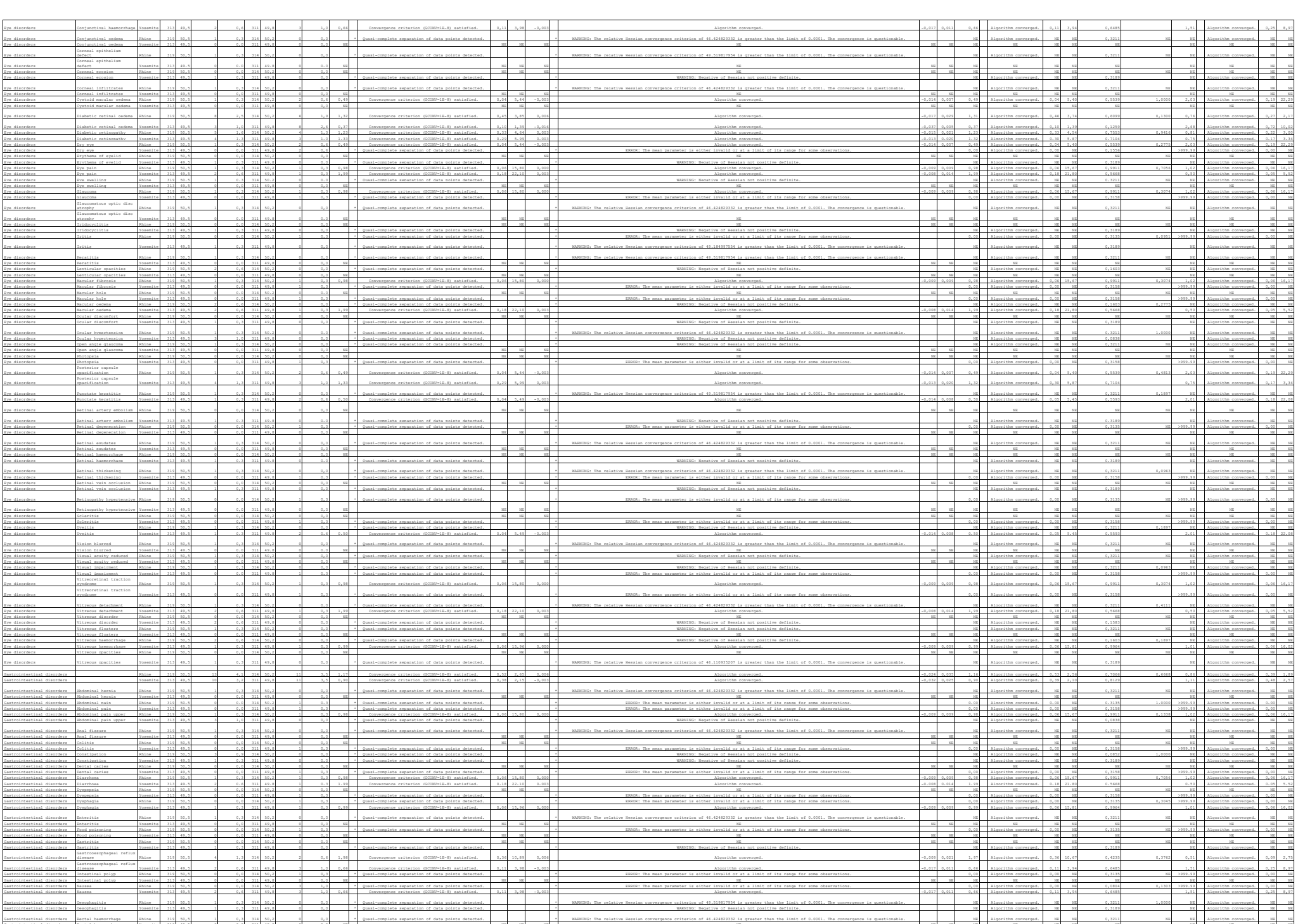

| | | |

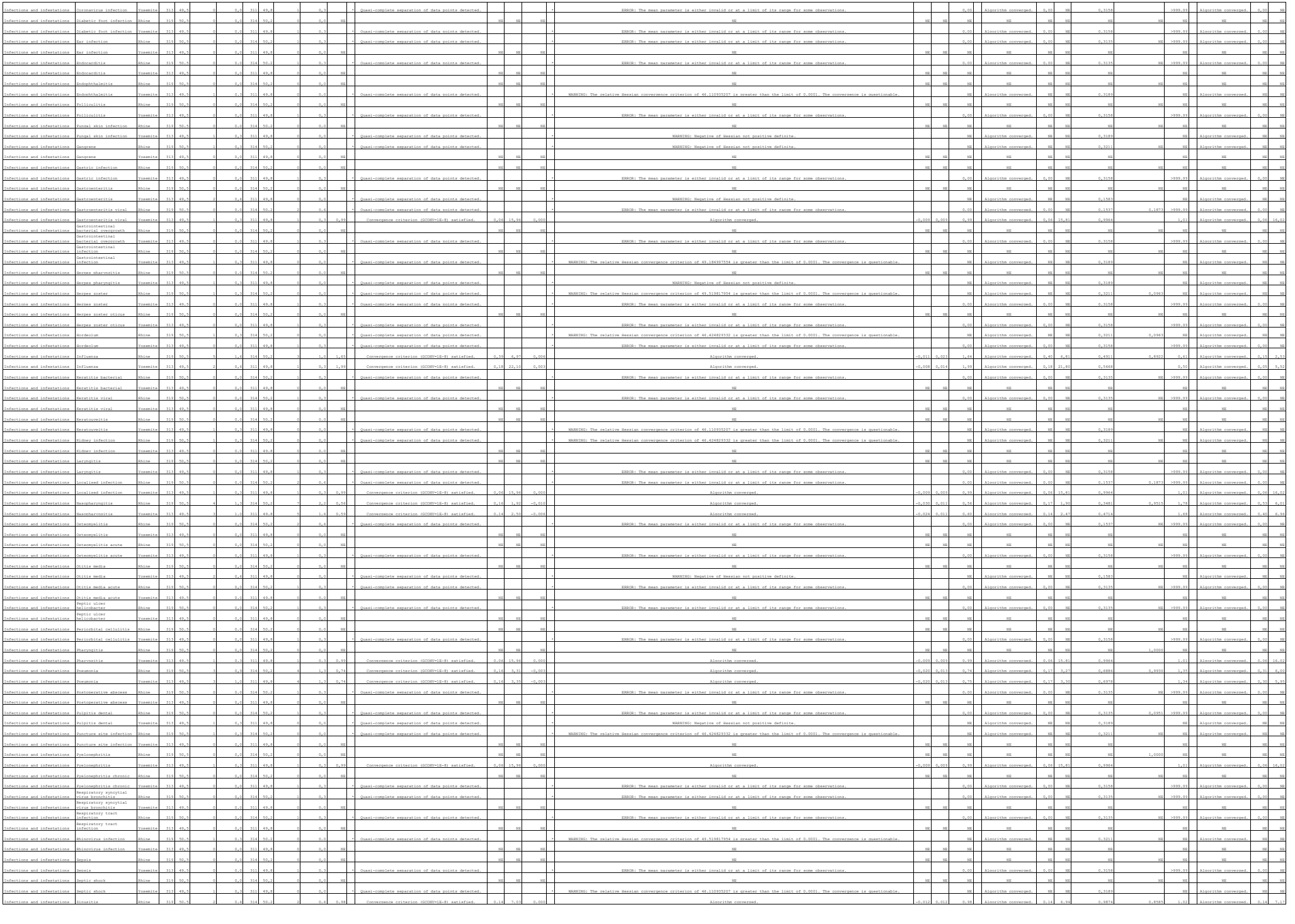

| | | |

| | | |

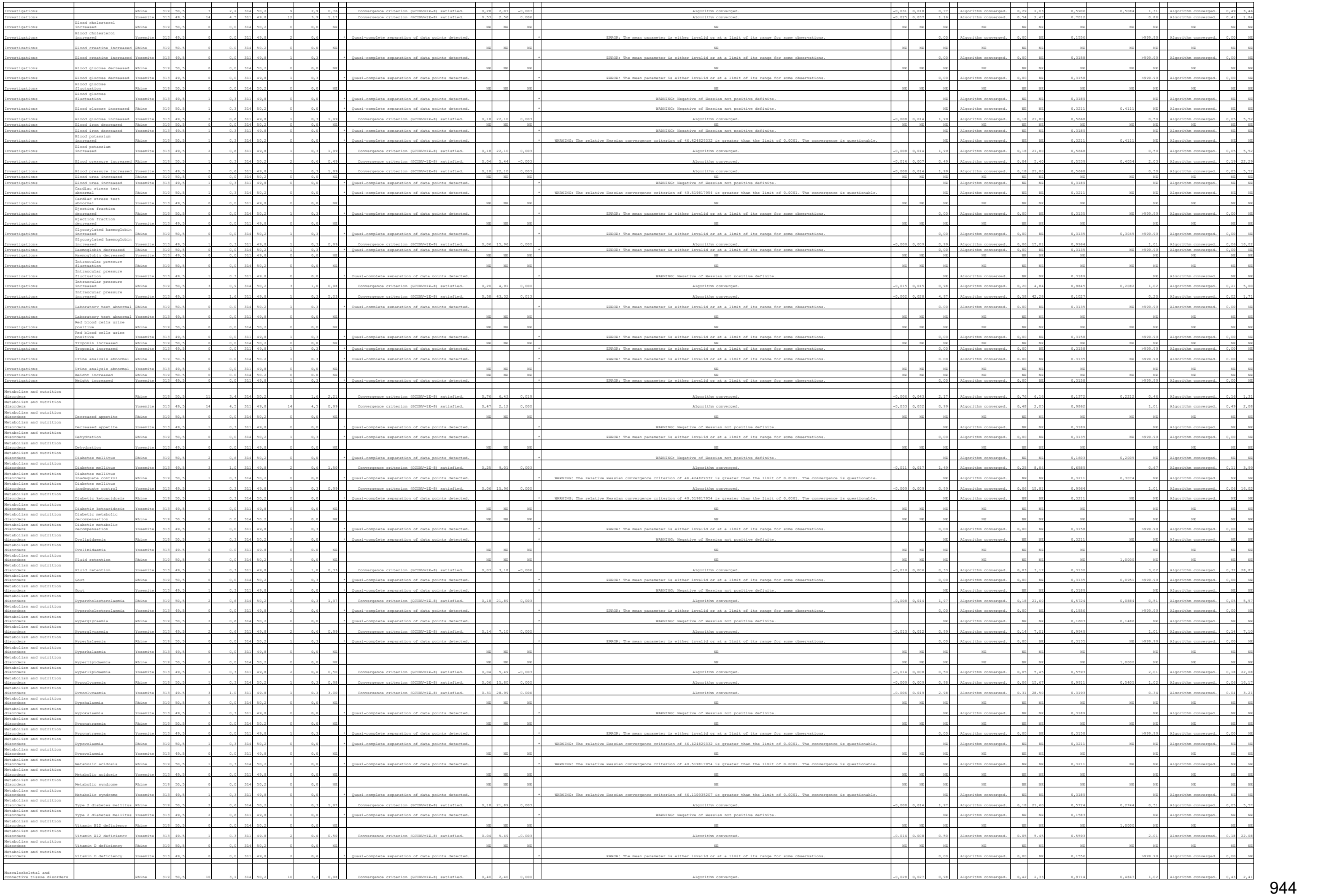

| | | |

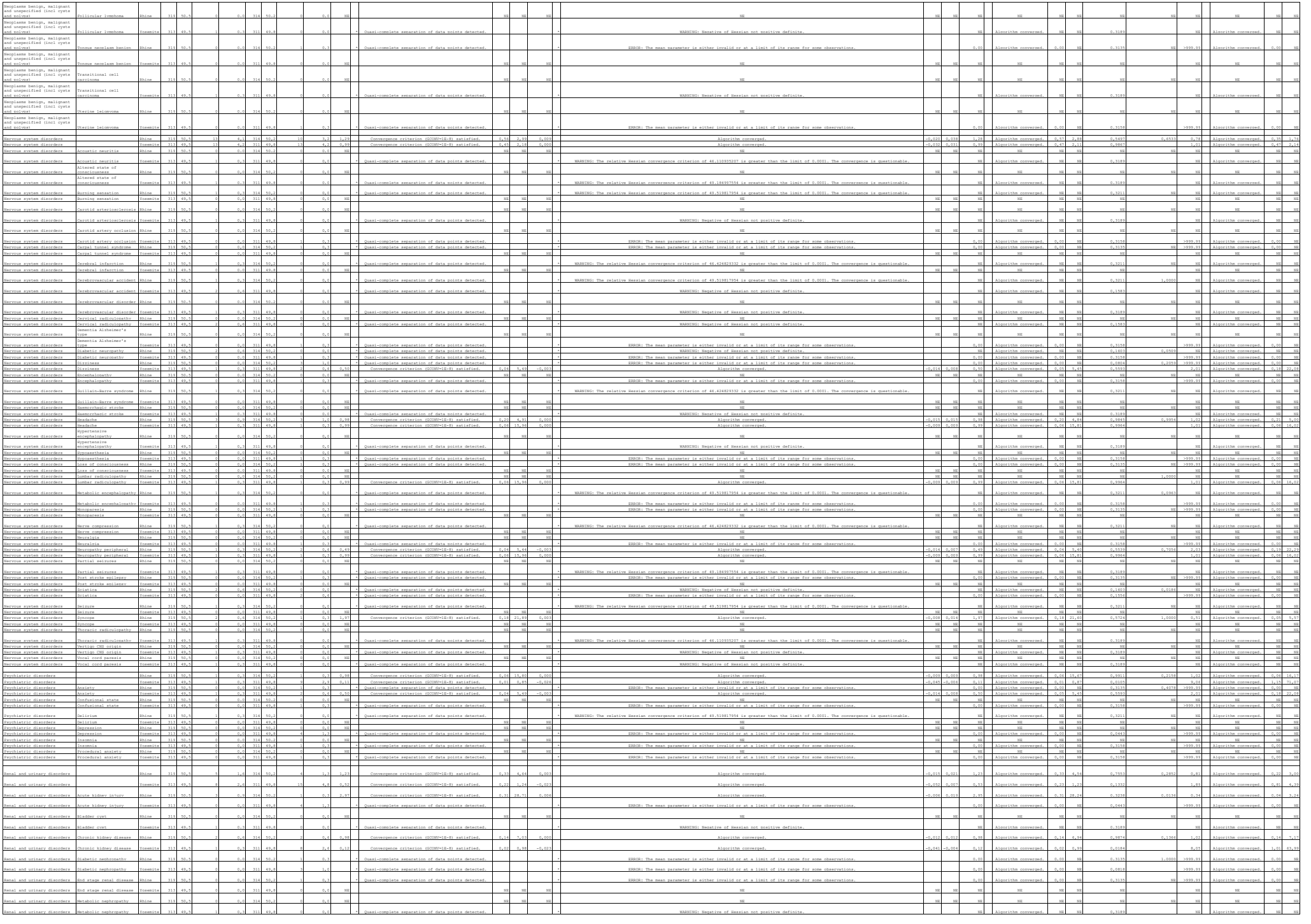

| | | |

Skin and subcutaneous tissue disorders	Rosacea	Rhine	313	50,5	0	0,0	314	50,2	0	0,0	NE			NE	NE	NE		NE				NE	NE	NE	NE	NE	NE	NE	NE	NE	NE	NE	NE
Skin and subcutaneous tissue disorders	Rosacea	Yosemite	313	49,5	1	0,3	311	49,8	0	0,0	NE	*	Quasi-complete separation of data points detected.					WARNING: Negative of Hessian not positive definite.				NE		Algorithm converged.	NE	NE	0,3185		NE		Algorithm converged.	NE	NE
Skin and subcutaneous tissue disorders	Skin ulcer	Rhine	313	50,5	1	0,3	314	50,2	0	0,0	0,48		Convergence criterion (GCONV=1E-8) satisfied.	0,04	5,44	-0,003		Algorithm converged.				-0,014	0,007	0,49	Algorithm converged.	0,04	5,40	0,5533	1,0000	2,01	Algorithm converged.	0,19	22,29
Skin and subcutaneous tissue disorders	Skin ulcer	Yosemite	313	49,5	0	0,0	311	49,8	0	0,0	NE			NE	NE	NE		NE				NE	NE	NE	NE	NE	NE	NE	NE	NE	NE	NE	NE
Surgical and medical procedures		Rhine	313	50,5	0	0,0	314	50,2	0	0,0	NE			NE	NE	NE		NE				NE	NE	NE	NE	NE	NE	NE	NE	NE	NE	NE	NE
Surgical and medical procedures		Yosemite	313	49,5	1	0,3	311	49,8	0	0,0		*	Quasi-complete separation of data points detected.					WARNING: Negative of Hessian not positive definite.				NE		Algorithm converged.	NE	NE	0,3189		NE		Algorithm converged.	NE	NE
Surgical and medical procedures	Arthrodesis	Rhine	313	50,5	0	0,0	314	50,2	0	0,0	NE			NE	NE	NE		NE				NE	NE	NE	NE	NE	NE	NE	NE	NE	NE	NE	NE
Surgical and medical procedures	Arthrodesis	Yosemite	313	49,5	1	0,3	311	49,8	0	0,0		*	Quasi-complete separation of data points detected.					WARNING: Negative of Hessian not positive definite.				NE		Algorithm converged.	NE	NE	0,3189		NE		Algorithm converged.	NE	NE
Vascular disorders		Rhine	313	50,5	12	3,8	314	50,2	8	2,5	1,49		Convergence criterion (GCONV=1E-8) satisfied.	0,60	7,71	0,012		Algorithm converged.				-0,015	0,039	1,48	Algorithm converged.	5,61	3,56	0,3830	0,8724	0,63	Algorithm converged.	0,28	1,63
Vascular disorders		Yosemite	313	49,5	13	4,1	311	49,8	14	4,5	1,23		Convergence criterion (GCONV=1E-8) satisfied.	0,67	2,78	0,018		Algorithm converged.				-0,013	0,053	1,35	Algorithm converged.	2,83	2,64	0,3817		0,74	Algorithm converged.	0,38	1,43
Vascular disorders	Aortic stenosis	Rhine	313	50,5	0	0,0	314	50,2	0	0,0	NE			NE	NE	NE		NE				NE	NE	NE	NE	NE	NE	NE	NE	NE	NE	NE	NE
Vascular disorders	Aortic stenosis	Yosemite	313	49,5	1	0,3	311	49,8	0	0,0		*	Quasi-complete separation of data points detected.					WARNING: Negative of Hessian not positive definite.				NE		Algorithm converged.	NE	NE	0,3189		NE		Algorithm converged.	NE	NE
Vascular disorders	Arterial occlusive disease	Rhine	313	50,5	1	0,3	314	50,2	0	0,0		*	Quasi-complete separation of data points detected.					WARNING: The relative Hessian convergence criterion of 46.424823332 is greater than the limit of 0.0001. The convergence is questionable.				NE		Algorithm converged.	NE	NE	0,3211	NE	NE		Algorithm converged.	NE	NE
Vascular disorders	Arterial occlusive disease	Yosemite	313	49,5	0	0,0	311	49,8	0	0,0	NE			NE	NE	NE		NE				NE	NE	NE	NE	NE	NE	NE	NE	NE	NE	NE	NE
Vascular disorders	Arteriosclerosis	Rhine	313	50,5	0	0,0	314	50,2	0	0,0	NE			NE	NE	NE		NE				NE	NE	NE	NE	NE	NE	NE	NE	NE	NE	NE	NE
Vascular disorders	Arteriosclerosis	Yosemite	313	49,5	2	0,6	311	49,8	0	0,0		*	Quasi-complete separation of data points detected.					WARNING: Negative of Hessian not positive definite.				NE		Algorithm converged.	NE	NE	0,1583		NE		Algorithm converged.	NE	NE
Vascular disorders	Blood pressure fluctuation	Rhine	313	50,5	0	0,0	314	50,2	0	0,0	NE			NE	NE	NE		NE				NE	NE	NE	NE	NE	NE	NE	1,0000	NE	NE	NE	NE
Vascular disorders	Blood pressure fluctuation	Yosemite	313	49,5	2	0,6	311	49,8	1	0,3	1,93		Convergence criterion (GCONV=1E-8) satisfied.	0,18	22,10	0,003		Algorithm converged.				-0,008	0,014	1,99	Algorithm converged.	0,18	21,80	0,5668		0,51	Algorithm converged.	0,01	5,52
Vascular disorders	Blood pressure inadequately controlled	Rhine	313	50,5	0	0,0	314	50,2	0	0,0	NE			NE	NE	NE		NE				NE	NE	NE	NE	NE	NE	NE	NE	NE	NE	NE	NE
Vascular disorders	Blood pressure inadequately controlled	Yosemite	313	49,5	0	0,0	311	49,8	1	0,3		*	Quasi-complete separation of data points detected.					ERROR: The mean parameter is either invalid or at a limit of its range for some observations.						0,00	Algorithm converged.	0,00	NE	0,3158		>999,93	Algorithm converged.	0,00	NE
Vascular disorders	Deep vein thrombosis	Rhine	313	50,5	1	0,3	314	50,2	0	0,0	0,96		Convergence criterion (GCONV=1E-8) satisfied.	0,00	15,82	0,000		Algorithm converged.				-0,009	0,009	0,98	Algorithm converged.	0,04	15,67	0,9901	1,0000	1,02	Algorithm converged.	0,06	16,17
Vascular disorders	Deep vein thrombosis	Yosemite	313	49,5	0	0,0	311	49,8	0	0,0	NE			NE	NE	NE		NE				NE	NE	NE	NE	NE	NE	NE	NE	NE	NE	NE	NE
Vascular disorders	Haematoma	Rhine	313	50,5	0	0,0	314	50,2	0	0,0	NE			NE	NE	NE		NE				NE	NE	NE	NE	NE	NE	NE	NE	NE	NE	NE	NE
Vascular disorders	Haematoma	Yosemite	313	49,5	0	0,0	311	49,8	0	0,0		*	Quasi-complete separation of data points detected.					ERROR: The mean parameter is either invalid or at a limit of its range for some observations.						0,00	Algorithm converged.	0,00	NE	0,1954		>999,93	Algorithm converged.	0,00	NE
Vascular disorders	Hyperaemia	Rhine	313	50,5	1	0,3	314	50,2	0	0,0		*	Quasi-complete separation of data points detected.					WARNING: Negative of Hessian not positive definite.				NE		Algorithm converged.	NE	NE	0,3211	NE	NE		Algorithm converged.	NE	NE
Vascular disorders	Hyperaemia	Yosemite	313	49,5	0	0,0	311	49,8	0	0,0	NE			NE	NE	NE		NE				NE	NE	NE	NE	NE	NE	NE	NE	NE	NE	NE	NE
Vascular disorders	Hypertension	Rhine	313	50,5	8	1,9	314	50,2	4	1,3	1,49		Convergence criterion (GCONV=1E-8) satisfied.	0,42	7,91	0,006		Algorithm converged.				-0,013	0,025	1,48	Algorithm converged.	0,42	5,18	0,5404	0,8884	0,68	Algorithm converged.	0,13	2,34
Vascular disorders	Hypertension	Yosemite	313	49,5	12	3,8	311	49,8	8	2,5	1,34		Convergence criterion (GCONV=1E-8) satisfied.	0,56	3,22	0,022		Algorithm converged.				-0,019	0,038	1,32	Algorithm converged.	0,57	3,10	0,5154		0,73	Algorithm converged.	0,32	1,77
Vascular disorders	Hypertensive urgency	Rhine	313	50,5	1	0,3	314	50,2	1	0,3	0,26		Convergence criterion (GCONV=1E-8) satisfied.	0,00	15,80	0,000		Algorithm converged.				-0,009	0,009	0,98	Algorithm converged.	0,04	15,67	0,9951	1,0000	1,02	Algorithm converged.	0,00	16,17
Vascular disorders	Hypertensive urgency	Yosemite	313	49,5	0	0,0	311	49,8	0	0,0	NE			NE	NE	NE		NE				NE	NE	NE	NE	NE	NE	NE	NE	NE	NE	NE	NE
Vascular disorders	Hypotension	Rhine	313	50,5	2	0,6	314	50,2	0	0,0		*	Quasi-complete separation of data points detected.					WARNING: Negative of Hessian not positive definite.				NE		Algorithm converged.	NE	NE	0,1602	0,2005	NE		Algorithm converged.	NE	NE
Vascular disorders	Hypotension	Yosemite	313	49,5	3	1,0	311	49,8	2	0,6	1,50		Convergence criterion (GCONV=1E-8) satisfied.	0,25	9,01	0,003		Algorithm converged.				-0,011	0,017	1,49	Algorithm converged.	0,25	8,86	0,6983		0,67	Algorithm converged.	0,11	3,99
Vascular disorders	Orthostatic hypotension	Rhine	313	50,5	0	0,0	314	50,2	1	0,3		*	Quasi-complete separation of data points detected.					ERROR: The mean parameter is either invalid or at a limit of its range for some observations.						0,00	Algorithm converged.	0,00	NE	0,3135	NE	>999,93	Algorithm converged.	0,00	NE
Vascular disorders	Orthostatic hypotension	Yosemite	313	49,5	0	0,0	311	49,8	0	0,0	NE			NE	NE	NE		NE				NE	NE	NE	NE	NE	NE	NE	NE	NE	NE	NE	NE
Vascular disorders	Peripheral arterial occlusive disease	Rhine	313	50,5	0	0,0	314	50,2	0	0,0	NE			NE	NE	NE		NE				NE	NE	NE	NE	NE	NE	NE	NE	NE	NE	NE	NE
Vascular disorders	Peripheral arterial occlusive disease	Yosemite	313	49,5	1	0,3	311	49,8	0	0,0		*	Quasi-complete separation of data points detected.					WARNING: Negative of Hessian not positive definite.				NE		Algorithm converged.	NE	NE	0,3189		NE		Algorithm converged.	NE	NE
Vascular disorders	Peripheral artery occlusion	Rhine	313	50,5	0	0,0	314	50,2	0	0,0	NE			NE	NE	NE		NE				NE	NE	NE	NE	NE	NE	NE	NE	NE	NE	NE	NE
Vascular disorders	Peripheral artery occlusion	Yosemite	313	49,5	0	0,0	311	49,8	1	0,3		*	Quasi-complete separation of data points detected.					ERROR: The mean parameter is either invalid or at a limit of its range for some observations.						0,00	Algorithm converged.	0,00	NE	0,3158		>999,93	Algorithm converged.	0,00	NE
Vascular disorders	Peripheral artery stenosis	Rhine	313	50,5	0	0,0	314	50,2	0	0,0	NE			NE	NE	NE		NE				NE	NE	NE	NE	NE	NE	NE	NE	NE	NE	NE	NE
Vascular disorders	Peripheral artery stenosis	Yosemite	313	49,5	0	0,0	311	49,8	1	0,3		*	Quasi-complete separation of data points detected.					ERROR: The mean parameter is either invalid or at a limit of its range for some observations.						0,00	Algorithm converged.	0,00	NE	0,3158		>999,93	Algorithm converged.	0,00	NE
Vascular disorders	Poor peripheral circulation	Rhine	313	50,5	1	0,3	314	50,2	0	0,0		*	Quasi-complete separation of data points detected.					WARNING: The relative Hessian convergence criterion of 46.424823332 is greater than the limit of 0.0001. The convergence is questionable.				NE		Algorithm converged.	NE	NE	0,3211	NE	NE		Algorithm converged.	NE	NE
Vascular disorders	Poor peripheral circulation	Yosemite	313	49,5	0	0,0	311	49,8	0	0,0	NE			NE	NE	NE		NE				NE	NE	NE	NE	NE	NE	NE	NE	NE	NE	NE	NE
Vascular disorders	Thrombophlebitis	Rhine	313	50,5	0	0,0	314	50,2	0	0,0		*	Quasi-complete separation of data points detected.					ERROR: The mean parameter is either invalid or at a limit of its range for some observations.						0,00	Algorithm converged.	0,00	NE	0,3135	NE	>999,93	Algorithm converged.	0,00	NE
Vascular disorders	Thrombophlebitis	Yosemite	313	49,5	0	0,0	311	49,8	0	0,0	NE			NE	NE	NE		NE				NE	NE	NE	NE	NE	NE	NE	NE	NE	NE	NE	NE

Includes AEs with onset up to Day 405 (last day of Week 56 analysis visit window).
Only AEs of highest severity are counted.
Test for interaction based on RR (Log-binomial regression)
* indicates convergence problem. Result is uninterpretable.
Clinical cut-off: YOSEMITE 01NOV2021 and RHINE 28OCT2021

Program: root/clinical_studies/RO6867461/CDT70122/share/ACE_pool_DME_CSR_Final/prod/program/t_ae_raw_soc.sas
Output: root/clinical_studies/RO6867461/CDT70122/share/ACE_pool_DME_CSR_Final/prod/output_sas_bc/t_ae_raw_soc_sg_WMDDAE_AEW56_SEBC_OCTNOV2021_DME.xls
11AUG2022 18:43

POPULATION: Safety-Evaluable Population B vs. C
ENDPOINT: Moderate AEs through Week 56
MODEL: Unstratified analysis
STUDY: GR40349 & GR40398
Dichotomous Analysis by Subgroups (Safety)

Sex

			Panitumumab (PTI) (N=632)				Aflibercept (N=625)				Panitumumab (PTI) vs. Aflibercept												Aflibercept vs. Panitumumab (PTI)			
			Patients		Patients with Event		Patients		Patients with Event		Odds Ratio				Absolute Risk Difference				Relative Risk				Relative Risk			
MedDRA System Organ Class	MedDRA Preferred Term	Level	n	%	n	%	n	%	n	%	Odds Ratio	Convergence Reason	95% Lower CL	95% Upper CL	Absolute Risk	Convergence Reason	95% Lower CL	95% Upper CL	Relative Risk	Convergence Reason	95% Lower CL	95% Upper CL	p-value (Cochran-Mantel-Haenszel)	Interaction Test p-value (likelihood ratio)	Relative Risk	Convergence Reason	95% Lower CL	95% Upper CL
Blood and lymphatic system disorders		Male	398	62,7	2	0,5	363	58,1	3	0,8	0,61	Convergence criterion (GCONV=1E-8) satisfied.	0,10	3,67	-0,003	Algorithm converged.	-0,015	0,008	0,61	Algorithm converged.	0,10	3,64	0,5868	0,4481	1,64	Algorithm converged.	0,27	9,74
Blood and lymphatic system disorders		Female	236	37,3	2	0,8	262	41,9	9	3,4	0,24	Convergence criterion (GCONV=1E-8) satisfied.	0,05	1,12	-0,026	Algorithm converged.	-0,051	-0,001	0,25	Algorithm converged.	0,05	1,13	0,0583		4,05	Algorithm converged.	0,88	18,57
Blood and lymphatic system disorders	Anaemia	Male	398	62,7	1	0,3	363	58,1	2	0,6	0,46	Convergence criterion (GCONV=1E-8) satisfied.	0,04	5,06	-0,003	Algorithm converged.	-0,012	0,006	0,46	Algorithm converged.	0,04	5,03	0,5192	0,7617	2,18	Algorithm converged.	0,20	23,98
Blood and lymphatic system disorders	Anaemia	Female	236	37,3	1	0,4	262	41,9	4	1,5	0,27	Convergence criterion (GCONV=1E-8) satisfied.	0,03	2,47	-0,011	Algorithm converged.	-0,028	0,006	0,28	Algorithm converged.	0,03	2,47	0,2181		3,60	Algorithm converged.	0,45	32,01
Blood and lymphatic system disorders	Anaemia of chronic disease	Male	398	62,7	0	0,0	363	58,1	0	0,0	NE		NE	NE	NE	NE	NE	NE	NE	NE	NE	NE	NE	NE	NE	NE	NE	NE
Blood and lymphatic system disorders	Anaemia of chronic disease	Female	236	37,3	0	0,0	262	41,9	1	0,4		* Quasi-complete separation of data points detected.				* ERROR: Error in computing the link function, its derivatives, or the variance function.			0,00	Algorithm converged.	0,00	NE	0,2424		>999,99	Algorithm converged.	0,00	NE
Blood and lymphatic system disorders	Iron deficiency anaemia	Male	398	62,7	0	0,0	363	58,1	0	0,0	NE		NE	NE	NE	NE	NE	NE	NE	NE	NE	NE	NE	NE	NE	NE	NE	NE
Blood and lymphatic system disorders	Iron deficiency anaemia	Female	236	37,3	0	0,0	262	41,9	2	0,8		* Quasi-complete separation of data points detected.				* ERROR: Error in computing the link function, its derivatives, or the variance function.			0,00	Algorithm converged.	0,00	NE	0,1791		>999,99	Algorithm converged.	0,00	NE
Blood and lymphatic system disorders	Microcytic anaemia	Male	398	62,7	0	0,0	363	58,1	0	0,0	NE		NE	NE	NE	NE	NE	NE	NE	NE	NE	NE	1,0000	NE	NE	NE	NE	NE
Blood and lymphatic system disorders	Microcytic anaemia	Female	236	37,3	1	0,4	262	41,9	1	0,4	1,11	Convergence criterion (GCONV=1E-8) satisfied.	0,07	17,86	0,000	Algorithm converged.	-0,011	0,012	1,11	Algorithm converged.	0,07	17,65	0,9410		0,90	Algorithm converged.	0,06	14,32
Blood and lymphatic system disorders	Nephrogenic anaemia	Male	398	62,7	0	0,0	363	58,1	1	0,3		* Quasi-complete separation of data points detected.				* WARNING: Negative of Hessian not positive definite.			0,00	Algorithm converged.	0,00	NE	0,2983	NE	>999,99	Algorithm converged.	0,00	NE
Blood and lymphatic system disorders	Nephrogenic anaemia	Female	236	37,3	0	0,0	262	41,9	0	0,0	NE		NE	NE	NE	NE	NE	NE	NE	NE	NE	NE	NE	NE	NE	NE	NE	NE
Blood and lymphatic system disorders	Neutrophilia	Male	398	62,7	0	0,0	363	58,1	0	0,0	NE		NE	NE	NE	NE	NE	NE	NE	NE	NE	NE	NE	NE	NE	NE	NE	NE
Blood and lymphatic system disorders	Neutrophilia	Female	236	37,3	0	0,0	262	41,9	1	0,4		* Quasi-complete separation of data points detected.				* ERROR: Error in computing the link function, its derivatives, or the variance function.			0,00	Algorithm converged.	0,00	NE	0,2424		>999,99	Algorithm converged.	0,00	NE
Blood and lymphatic system disorders	Thrombocytopenia	Male	398	62,7	1	0,3	363	58,1	0	0,0		* Quasi-complete separation of data points detected.				* WARNING: The relative Hessian convergence criterion of 52.004609201 is greater than the limit of 0.0001. The convergence is questionable.			NE	Algorithm converged.	NE	NE	0,3384	NE	NE	Algorithm converged.	NE	NE
Blood and lymphatic system disorders	Thrombocytopenia	Female	236	37,3	0	0,0	262	41,9	0	0,0	NE		NE	NE	NE	NE	NE	NE	NE	NE	NE	NE	NE	NE	NE	NE	NE	NE
Cardiac disorders		Male	398	62,7	10	2,5	363	58,1	7	1,9	1,32	Convergence criterion (GCONV=1E-8) satisfied.	0,50	3,50	0,006	Algorithm converged.	-0,015	0,027	1,31	Algorithm converged.	0,50	3,40	0,5791	0,5047	0,76	Algorithm converged.	0,20	1,96
Cardiac disorders		Female	236	37,3	5	2,1	262	41,9	7	2,7	0,79	Convergence criterion (GCONV=1E-8) satisfied.	0,25	2,52	-0,006	Algorithm converged.	-0,032	0,021	0,79	Algorithm converged.	0,24	2,46	0,6880		1,26	Algorithm converged.	0,41	3,92
Cardiac disorders	Acute myocardial infarction	Male	398	62,7	0	0,0	363	58,1	0	0,0	NE		NE	NE	NE	NE	NE	NE	NE	NE	NE	NE	NE	NE	NE	NE	NE	NE
Cardiac disorders	Acute myocardial infarction	Female	236	37,3	0	0,0	262	41,9	1	0,4		* Quasi-complete separation of data points detected.				* ERROR: Error in computing the link function, its derivatives, or the variance function.			0,00	Algorithm converged.	0,00	NE	0,2424		>999,99	Algorithm converged.	0,00	NE
Cardiac disorders	Angina pectoris	Male	398	62,7	2	0,5	363	58,1	2	0,6	0,92	Convergence criterion (GCONV=1E-8) satisfied.	0,13	6,54	0,000	Algorithm converged.	-0,011	0,010	0,92	Algorithm converged.	0,13	6,47	0,9305	1,0000	1,09	Algorithm converged.	0,15	7,76
Cardiac disorders	Angina pectoris	Female	236	37,3	0	0,0	262	41,9	0	0,0	NE		NE	NE	NE	NE	NE	NE	NE	NE	NE	NE	NE	NE	NE	NE	NE	NE
Cardiac disorders	Aortic valve stenosis	Male	398	62,7	0	0,0	363	58,1	0	0,0	NE		NE	NE	NE	NE	NE	NE	NE	NE	NE	NE	NE	NE	NE	NE	NE	NE
Cardiac disorders	Aortic valve stenosis	Female	236	37,3	1	0,4	262	41,9	0	0,0		* Quasi-complete separation of data points detected.				* WARNING: Negative of Hessian not positive definite.			NE	Algorithm converged.	NE	NE	0,2920		NE	Algorithm converged.	NE	NE
Cardiac disorders	Arrhythmia	Male	398	62,7	1	0,3	363	58,1	0	0,0		* Quasi-complete separation of data points detected.				* WARNING: The relative Hessian convergence criterion of 50.428711952 is greater than the limit of 0.0001. The convergence is questionable.			NE	Algorithm converged.	NE	NE	0,3384	1,0000	NE	Algorithm converged.	NE	NE
Cardiac disorders	Arrhythmia	Female	236	37,3	1	0,4	262	41,9	0	0,0		* Quasi-complete separation of data points detected.				* WARNING: Negative of Hessian not positive definite.			NE	Algorithm converged.	NE	NE	0,2920		NE	Algorithm converged.	NE	NE
Cardiac disorders	Arteriosclerosis coronary artery	Male	398	62,7	0	0,0	363	58,1	0	0,0	NE		NE	NE	NE	NE	NE	NE	NE	NE	NE	NE	1,0000	NE	NE	NE	NE	NE
Cardiac disorders	Arteriosclerosis coronary artery	Female	236	37,3	1	0,4	262	41,9	1	0,4	1,11	Convergence criterion (GCONV=1E-8) satisfied.	0,07	17,86	0,000	Algorithm converged.	-0,011	0,012	1,11	Algorithm converged.	0,07	17,65	0,9410		0,90	Algorithm converged.	0,06	14,32
Cardiac disorders	Atrial fibrillation	Male	398	62,7	2	0,5	363	58,1	1	0,3	1,84	Convergence criterion (GCONV=1E-8) satisfied.	0,17	20,35	0,002	Algorithm converged.	-0,007	0,011	1,83	Algorithm converged.	0,17	20,13	0,6148	0,9768	0,55	Algorithm converged.	0,05	5,98
Cardiac disorders	Atrial fibrillation	Female	236	37,3	0	0,0	262	41,9	0	0,0		* Quasi-complete separation of data points detected.				* WARNING: Negative of Hessian not positive definite.			NE	Algorithm converged.	NE	NE	0,2920		NE	Algorithm converged.	NE	NE
Cardiac disorders	Bundle branch block right	Male	398	62,7	1	0,3	363	58,1	0	0,0		* Quasi-complete separation of data points detected.				* WARNING: The relative Hessian convergence criterion of 50.428711952 is greater than the limit of 0.0001. The convergence is questionable.			NE	Algorithm converged.	NE	NE	0,3384	NE	NE	Algorithm converged.	NE	NE
Cardiac disorders	Bundle branch block right	Female	236	37,3	0	0,0	262	41,9	0	0,0	NE		NE	NE	NE	NE	NE	NE	NE	NE	NE	NE	NE	NE	NE	NE	NE	NE
Cardiac disorders	Cardiac failure	Male	398	62,7	3	0,8	363	58,1	2	0,6	0,46	Convergence criterion (GCONV=1E-8) satisfied.	0,04	5,04	-0,003	Algorithm converged.	-0,012	0,006	0,46	Algorithm converged.	0,04	5,03	0,5192	0,4424	2,18	Algorithm converged.	0,20	23,98
Cardiac disorders	Cardiac failure	Female	236	37,3	0	0,0	262	41,9	1	0,4		* Quasi-complete separation of data points detected.				* ERROR: Error in computing the link function, its derivatives, or the variance function.			0,00	Algorithm converged.	0,00	NE	0,2424		>999,99	Algorithm converged.	0,00	NE
Cardiac disorders	Cardiac failure acute	Male	398	62,7	0	0,0	363	58,1	0	0,0	NE		NE	NE	NE	NE	NE	NE	NE	NE	NE	NE	NE	NE	NE	NE	NE	NE
Cardiac disorders	Cardiac failure acute	Female	236	37,3	0	0,0	262	41,9	1	0,4		* Quasi-complete separation of data points detected.				* ERROR: Error in computing the link function, its derivatives, or the variance function.			0,00	Algorithm converged.	0,00	NE	0,2424		>999,99	Algorithm converged.	0,00	NE
Cardiac disorders	Cardiac failure congestive	Male	398	62,7	1	0,3	363	58,1	1	0,3	0,92	Convergence criterion (GCONV=1E-8) satisfied.	0,06	14,71	0,000	Algorithm converged.	-0,008	0,007	0,92	Algorithm converged.	0,06	14,60	0,9503	0,9118	1,09	Algorithm converged.	0,07	17,38
Cardiac disorders	Cardiac failure congestive	Female	236	37,3	2	0,8	262	41,9	2	0,8	1,11	Convergence criterion (GCONV=1E-8) satisfied.	0,16	7,95	0,001	Algorithm converged.	-0,015	0,017	1,11	Algorithm converged.	0,16	7,82	0,9185		0,90	Algorithm converged.	0,12	6,34
Cardiac disorders	Cardiomegaly	Male	398	62,7	0	0,0	363	58,1	0	0,0	NE		NE	NE	NE	NE	NE	NE	NE	NE	NE	NE	NE	NE	NE	NE	NE	NE
Cardiac disorders	Cardiomegaly	Female	236	37,3	0	0,0	262	41,9	2	0,8		* Quasi-complete separation of data points detected.				* ERROR: Error in computing the link function, its derivatives, or the variance function.			0,00	Algorithm converged.	0,00	NE	0,1791		>999,99	Algorithm converged.	0,00	NE
Cardiac disorders	Cardiomyopathy	Male	398	62,7	1	0,3	363	58,1	0	0,0		* Quasi-complete separation of data points detected.				* WARNING: The relative Hessian convergence criterion of 52.004609201 is greater than the limit of 0.0001. The convergence is questionable.			NE	Algorithm converged.	NE	NE	0,3384	NE	NE	Algorithm converged.	NE	NE
Cardiac disorders	Cardiomyopathy	Female	236	37,3	0	0,0	262	41,9	0	0,0	NE		NE	NE	NE	NE	NE	NE	NE	NE	NE	NE	NE	NE	NE	NE	NE	NE
Cardiac disorders	Congestive cardiomyopathy	Male	398	62,7	0	0,0	363	58,1	1	0,3		* Quasi-complete separation of data points detected.				* WARNING: Negative of Hessian not positive definite.			0,00	Algorithm converged.	0,00	NE	0,2983	NE	>999,99	Algorithm converged.	0,00	NE
Cardiac disorders	Congestive cardiomyopathy	Female	236	37,3	0	0,0	262	41,9	0	0,0	NE		NE	NE	NE	NE	NE	NE	NE	NE	NE	NE	NE	NE	NE	NE	NE	NE
Cardiac disorders	Coronary artery disease	Male	398	62,7	2	0,5	363	58,1	1	0,3	1,84	Convergence criterion (GCONV=1E-8) satisfied.	0,17	20,35	0,002	Algorithm converged.	-0,007	0,011	1,83	Algorithm converged.	0,17	20,13	0,6148	1,0000	0,55	Algorithm converged.	0,05	5,98
Cardiac disorders	Coronary artery disease	Female	236	37,3	0	0,0	262	41,9	0	0,0	NE		NE	NE	NE	NE	NE	NE	NE	NE	NE	NE	NE	NE	NE	NE	NE	NE
Cardiac disorders	Coronary artery occlusion	Male	398	62,7	0	0,0	363	58,1	1	0,3		* Quasi-complete separation of data points detected.				* WARNING: Negative of Hessian not positive definite.			0,00	Algorithm converged.	0,00	NE	0,2983	NE	>999,99	Algorithm converged.	0,00	NE
Cardiac disorders	Coronary artery occlusion	Female	236	37,3	0	0,0	262	41,9	0	0,0	NE		NE	NE	NE	NE	NE	NE	NE	NE	NE	NE	NE	NE	NE	NE	NE	NE
Cardiac disorders	Coronary artery stenosis	Male	398	62,7	0	0,0	363	58,1	1	0,3		* Quasi-complete separation of data points detected.				* WARNING: Negative of Hessian not positive definite.			0,00	Algorithm converged.	0,00	NE	0,2983	NE	>999,99	Algorithm converged.	0,00	NE
Cardiac disorders	Coronary artery stenosis	Female	236	37,3	0	0,0	262	41,9	0	0,0	NE		NE	NE	NE	NE	NE	NE	NE	NE	NE	NE	NE	NE	NE	NE	NE	NE
Cardiac disorders	Hypertensive heart disease	Male	398	62,7	1	0,3	363	58,1	0	0,0		* Quasi-complete separation of data points detected.				* WARNING: The relative Hessian convergence criterion of 50.428711952 is greater than the limit of 0.0001. The convergence is questionable.			NE	Algorithm converged.	NE	NE	0,3384	NE	NE	Algorithm converged.	NE	NE
Cardiac disorders	Hypertensive heart disease	Female	236	37,3	0	0,0	262	41,9	0	0,0	NE		NE	NE	NE	NE	NE	NE	NE	NE	NE	NE	NE	NE	NE	NE	NE	NE
Cardiac disorders	Ischaemic cardiomyopathy	Male	398	62,7	0	0,0	363	58,1	0	0,0	NE		NE	NE	NE	NE	NE	NE	NE	NE	NE	NE	NE	NE	NE	NE	NE	NE
Cardiac disorders	Ischaemic cardiomyopathy	Female	236	37,3	0	0,0	262	41,9	0	0,0		* Quasi-complete separation of data points detected.				* WARNING: Negative of Hessian not positive definite.			NE	Algorithm converged.	NE	NE	0,1358		NE	Algorithm converged.	NE	NE
Cardiac disorders	Left ventricular failure	Male	398	62,7	1	0,3	363	58,1	0	0,0		* Quasi-complete separation of data points detected.				* WARNING: The relative Hessian convergence criterion of 53.68217724 is greater than the limit of 0.0001. The convergence is questionable.			NE	Algorithm converged.	NE	NE	0,3384	NE	NE	Algorithm converged.	NE	NE
Cardiac disorders	Left ventricular failure	Female	236	37,3	0	0,0	262	41,9	0	0,0	NE		NE	NE	NE	NE	NE	NE	NE	NE	NE	NE	NE	NE	NE	NE	NE	NE
Cardiac disorders	Myocardial infarction	Male	398	62,7	0	0,0	363	58,1	1	0,3		* Quasi-complete separation of data points detected.				* WARNING: Negative of Hessian not positive definite.			0,00	Algorithm converged.	0,00	NE	0,2983	NE	>999,99	Algorithm converged.	0,00	NE
Cardiac disorders	Myocardial infarction	Female	236	37,3	0	0,0	262	41,9	0	0,0	NE		NE	NE	NE	NE	NE	NE	NE	NE	NE	NE	NE	NE	NE	NE	NE	NE
Cardiac disorders	Myocardial ischaemia	Male	398	62,7	0	0,0	363	58,1	1	0,3		* Quasi-complete separation of data points detected.				* WARNING: Negative of Hessian not positive definite.			0,00	Algorithm converged.	0,00	NE	0,2983	NE	>999,99	Algorithm converged.	0,00	NE
Cardiac disorders	Myocardial ischaemia	Female	236	37,3	0	0,0	262	41,9	0	0,0	NE		NE	NE	NE	NE	NE	NE	NE	NE	NE	NE	NE	NE	NE	NE	NE	NE
Cardiac disorders	Sinus bradycardia	Male	398	62,7	0	0,0	363	58,1	0	0,0	NE		NE	NE	NE	NE	NE	NE	NE	NE	NE	NE	NE	NE	NE	NE	NE	NE
Cardiac disorders	Sinus bradycardia	Female	236	37,3	1	0,4	262	41,9	0	0,0		* Quasi-complete separation of data points detected.				* ERROR: Error in computing the link function, its derivatives, or the variance function.			0,00	Algorithm converged.	0,00	NE	0,2424		>999,99	Algorithm converged.	0,00	NE
Cardiac disorders	Tachycardia	Male	398	62,7	0	0,0	363	58,1	0	0,0		* Quasi-complete separation of data points detected.				* WARNING: Negative of Hessian not positive definite.			NE	Algorithm converged.	NE	NE	0,1784	NE	NE	Algorithm converged.	NE	NE
Cardiac disorders	Tachycardia	Female	236	37,3	0	0,0	262	41,9	0	0,0	NE		NE	NE	NE	NE	NE	NE	NE	NE	NE	NE	NE	NE	NE	NE	NE	NE
Ear and labyrinth disorders		Male	398	62,7	2	0,5	363	58,1	0	0,0		* Quasi-complete separation of data points detected.				* WARNING: Negative of Hessian not positive definite.			NE	Algorithm converged.	NE	NE	0,1754	0,1054	NE	Algorithm converged.	NE	NE
Ear and labyrinth disorders		Female	236	37,3	1	0,4	262	41,9	2	0,8	0,55	Convergence criterion (GCONV=1E-8) satisfied.	0,05	6,14	-0,003	Algorithm converged.	-0,017	0,010	0,56	Algorithm converged.	0,05	6,08	0,6291		1,80	Algorithm converged.	0,16	19,74
Ear and labyrinth disorders	Hypoacusis	Male	398	62,7	1	0,3	363	58,1	0	0,0		* Quasi-complete separation of data points detected.				* WARNING: The relative Hessian convergence criterion of 53.68217724 is greater than the limit of 0.0001. The convergence is questionable.			NE	Algorithm converged.	NE	NE	0,3384	0,1076	NE	Algorithm converged.	NE	NE
Ear and labyrinth disorders	Hypoacusis	Female	236	37,3	0	0,0	262	41,9	1	0,4		* Quasi-complete separation of data points detected.				* ERROR: Error in computing the link function, its derivatives, or the variance function.			0,00	Algorithm converged.	0,00	NE	0,2424		>999,99	Algorithm converged.	0,00	NE
Ear and labyrinth disorders	Motion sickness	Male	398	62,7	0	0,0	363	58,1	0	0,0	NE		NE	NE	NE	NE	NE	NE	NE	NE	NE	NE	NE	NE	NE	NE	NE	NE
Ear and labyrinth disorders	Motion sickness	Female	236	37,3	0	0,0	262	41,9	1	0,4		* Quasi-complete separation of data points detected.				* ERROR: Error in computing the link function, its derivatives, or the variance function.			0,00	Algorithm converged.	0,00	NE	0,2424		>999,99	Algorithm converged.	0,00	NE
Ear and labyrinth disorders	Sudden hearing loss	Male	398	62,7	0	0,0	363	58,1	0	0,0	NE		NE	NE	NE	NE	NE	NE	NE	NE	NE	NE	NE	NE	NE	NE	NE	NE
Ear and labyrinth disorders	Sudden hearing loss	Female	236	37,3	1	0,4	262	41,9	0	0,0		* Quasi-complete separation of data points detected.				* WARNING: Negative of Hessian not positive definite.			NE	Algorithm converged.	NE	NE	0,2920		NE	Algorithm converged.	NE	NE
Ear and labyrinth disorders	Vestibular disorder	Male	398	62,7	1	0,3	363	58,1	0	0,0		* Quasi-complete separation of data points detected.				* WARNING: The relative Hessian convergence criterion of 53.68217724 is greater than the limit of 0.0001. The convergence is questionable.			NE	Algorithm converged.	NE	NE	0,3384	NE	NE	Algorithm converged.	NE	NE
Ear and labyrinth disorders	Vestibular disorder	Female	236	37,3	0	0,0	262	41,9	0	0,0	NE		NE	NE	NE	NE	NE	NE	NE	NE	NE	NE	NE	NE	NE	NE	NE	NE
Endocrine disorders		Male	398	62,7	1	0,3	363	58,1	1	0,3	0,92	Convergence criterion (GCONV=1E-8) satisfied.	0,06	14,71	0,000	Algorithm converged.	-0,008	0,007	0,92	Algorithm converged.	0,06	14,60	0,9503	1,0000	1,09	Algorithm converged.	0,07	17,38
Endocrine disorders		Female	236	37,3	0	0,0	262	41,9	0	0,0	NE		NE	NE	NE	NE	NE	NE	NE	NE	NE	NE	NE	NE	NE	NE	NE	NE
Endocrine disorders	Hypothyroidism	Male	398	62,7	1	0,3	363	58,1	1	0,3	0,92	Convergence criterion (GCONV=1E-8) satisfied.	0,06	14,71	0,000	Algorithm converged.	-0,008	0,007	0,92	Algorithm converged.	0,06	14,60	0,9503	1,0000	1,09	Algorithm converged.	0,07	17,38
Endocrine disorders	Hypothyroidism	Female	236	37,3	0	0,0	262	41,9	0	0,0	NE		NE	NE	NE	NE	NE	NE	NE	NE	NE	NE	NE	NE	NE	NE	NE	NE
Eye disorders		Male	398	62,7	49	12,4	363	58,1	36	9,9	1,28	Convergence criterion (GCONV=1E-8) satisfied.	0,81	2,02	0,025	Algorithm converged.	-0,020	0,069	1,25	Algorithm converged.	0,83	1,87	0,2841	0,9222	0,80	Algorithm converged.	0,53	1,20
Eye disorders		Female	236	37,3	36	15,3	262	41,9	33	12,6	1,23	Convergence criterion (GCONV=1E-8) satisfied.	0,73	2,08	0,027	Algorithm converged.	-0,034	0,088	1,21	Algorithm converged.	0,74	1,88	0,3914		0,83	Algorithm converged.	0,53	1,28
Eye disorders	Blepharitis	Male	398	62,7	1	0,3	363	58,1	1	0,3	0,92	Convergence criterion (GCONV=1E-8) satisfied.	0,06	14,71	0,000	Algorithm converged.	-0,008	0,007	0,92	Algorithm converged.	0,06	14,60	0,9503	1,0000	1,09	Algorithm converged.	0,07	17,38
Eye disorders	Blepharitis	Female	236	37,3	0	0,0	262	41,9	0	0,0	NE		NE	NE	NE	NE	NE	NE	NE	NE	NE	NE	NE	NE	NE	NE	NE	NE
Eye disorders	Borderline glaucoma	Male	398	62,7	1	0,3	363	58,1	0	0,0		* Quasi-complete separation of data points detected.				* WARNING: The relative Hessian convergence criterion of 53.68217724 is greater than the limit of 0.0001. The convergence is questionable.			NE	Algorithm converged.	NE	NE	0,3384	NE	NE	Algorithm converged.	NE	NE
Eye disorders	Borderline glaucoma	Female	236	37,3	0	0,0	262	41,9	0	0,0	NE		NE	NE	NE	NE	NE	NE	NE	NE	NE	NE	NE	NE	NE	NE	NE	NE
Eye disorders	Cataract	Male	398	62,7	13	3,3	363	58,1	8	2,2	1,55	Convergence criterion (GCONV=1E-8) satisfied.	0,73	4,17	0,014	Algorithm converged.	-0,008	0,040	1,72	Algorithm converged.	0,74	4,01	0,2038	0,3905	0,58	Algorithm converged.	0,25	1,36
Eye disorders	Cataract	Female	236	37,3	7	3,0	262	41,9	8	3,1	0,99	Convergence criterion (GCONV=1E-8) satisfied.	0,35	2,72	-0,001	Algorithm converged.	-0,031	0,029	0,97	Algorithm converged.	0,34	2,64	0,9564		1,03	Algorithm converged.	0,38	2,80
Eye disorders	Cataract cortical	Male	398	62,7	1	0,3	363	58,1	1	0,3	0,92	Convergence criterion (GCONV=1E-8) satisfied.	0,06	14,71	0,000	Algorithm converged.	-0,008	0,007	0,92	Algorithm converged.	0,06	14,60	0,9509	0,9360	1,09	Algorithm converged.	0,07	17,38
Eye disorders	Cataract cortical	Female	236	37,3	0	0,0	262	41,9	1	0,4		* Quasi-complete separation of data points detected.				* ERROR: Error in computing the link function, its derivatives, or the variance function.			0,00	Algorithm converged.	0,00	NE	0,2424		>999,99	Algorithm converged.	0,00	NE
Eye disorders	Cataract nuclear	Male	398	62,7	0	0,0	363	58,1	1	0,3		* Quasi-complete separation of data points detected.				* WARNING: Negative of Hessian not positive definite.			0,00	Algorithm converged.	0,00	NE	0,2983	0,2777	>999,99	Algorithm converged.	0,00	NE
Eye disorders	Cataract nuclear	Female	236	37,3	1	0,4	262	41,9	1	0,4	1,11	Convergence criterion (GCONV=1E-8) satisfied.	0,07	17,86	0,000	Algorithm converged.	-0,011	0,012	1,11	Algorithm converged.	0,07	17,65	0,9410		0,90	Algorithm converged.	0,06	14,32
Eye disorders	Cataract subcapsular	Male	398	62,7	1	0,3	363	58,1	1	0,3	0,92	Convergence criterion (GCONV=1E-8) satisfied.	0,06	14,71	0,000	Algorithm converged.	-0,008	0,007	0,92	Algorithm converged.	0,06	14,60	0,9503	1,0000	1,09	Algorithm converged.	0,07	17,38
Eye disorders	Cataract subcapsular	Female	236	37,3	0	0,0	262	41,9	0	0,0	NE		NE	NE	NE	NE	NE	NE	NE	NE	NE	NE	NE	NE	NE	NE	NE	NE
Eye disorders	Chalasion	Male	398	62,7	0	0,0	363	58,1	1	0,3		* Quasi-complete separation of data points detected.				* WARNING: Negative of Hessian not positive definite.			0,00	Algorithm converged.	0,00	NE	0,2983	NE	>999,99	Algorithm converged.	0,00	NE
Eye disorders	Chalasion	Female	236	37,3	0	0,0	262	41,9	0	0,0	NE		NE	NE	NE	NE	NE	NE	NE	NE	NE	NE	NE	NE	NE	NE	NE	NE
Eye disorders	Conjunctival haemorrhage	Male	398	62,7	6	1,5	363	58,1	4	1,1	0,92	Convergence criterion (GCONV=1E-8) satisfied.	0,23	3,63	-0,001	Algorithm converged.	-0,015	0,014	0,92	Algorithm converged.	0,23	3,64	0,9014	0,6011	1,09	Algorithm converged.	0,27	4,33

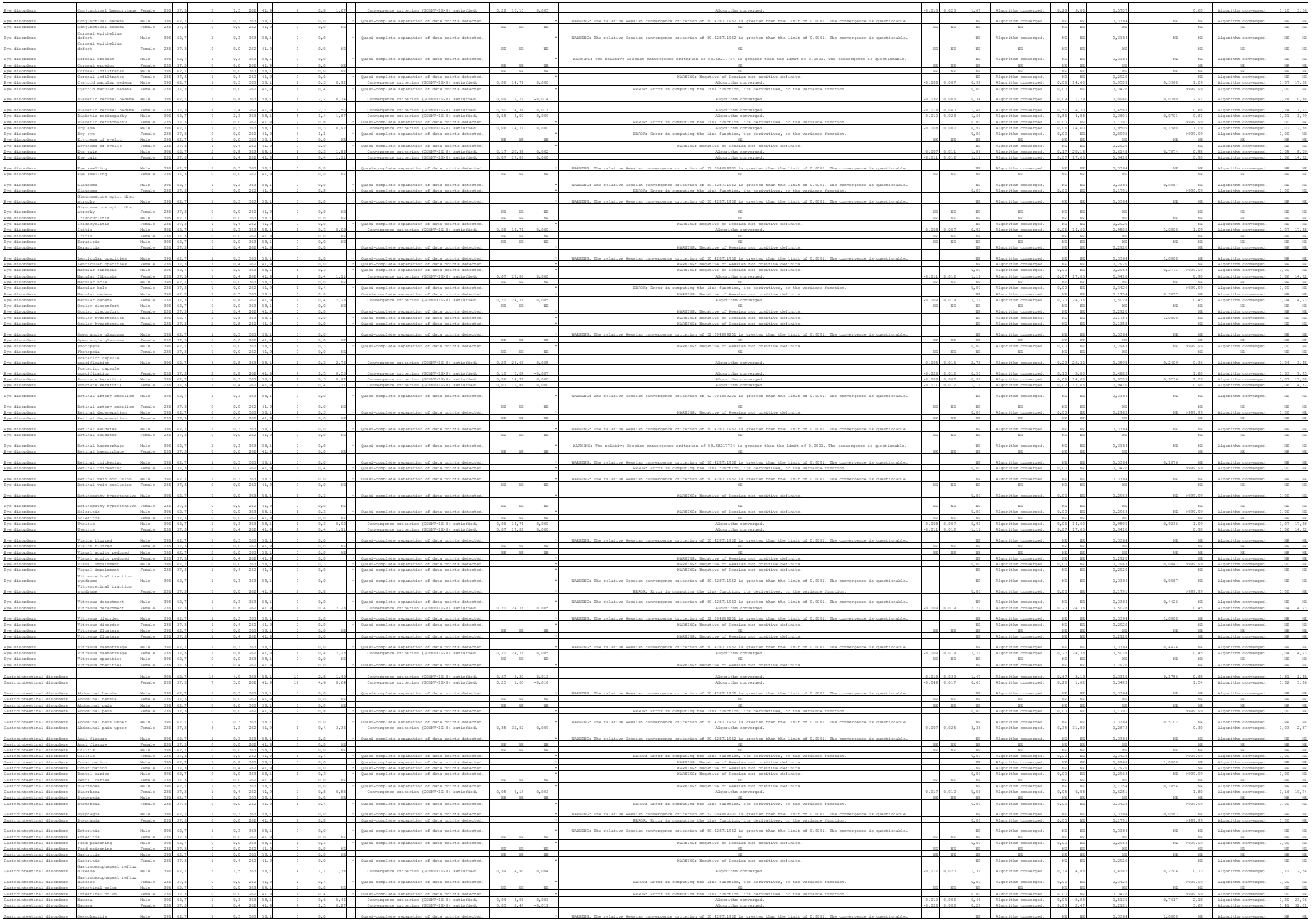

Gastrointestinal disorders	Oesophagitis	Female	236	37,3	1	0,4	262	41,9	0	0,0		Quasi-complete separation of data points detected.					WARNING: Negative of Hessian not positive definite.			NE	Algorithm converged.	NE	NE	0,2920		NE	Algorithm converged.	NE	NE
Gastrointestinal disorders	Rectal haemorrhage	Male	398	62,7	1	0,3	363	58,1	0	0,0		Quasi-complete separation of data points detected.					WARNING: The relative Hessian convergence criterion of 50.428711952 is greater than the limit of 0.0001. The convergence is questionable.			NA	Algorithm converged.	NE	NE	0,3384	NE	NE	Algorithm converged.	NE	NE
Gastrointestinal disorders	Rectal haemorrhage	Female	236	37,3	0	0,0	262	41,9	0	0,0	NE		NE	NE	NE		NE	NE	NE	NE	NE	NE	NE	NE		NE	NE	NE	NE	NE
Gastrointestinal disorders	Toothache	Male	398	62,7	0	0,0	363	58,1	0	0,0	NE		NE	NE	NE		NE	NE	NE	NE	NE	NE	NE	NE		NE	NE	NE	NE	NE
Gastrointestinal disorders	Toothache	Female	236	37,3	0	0,0	262	41,9	1	0,4		Quasi-complete separation of data points detected.					ERROR: Error in computing the link function, its derivatives, or the variance function.			0,00	Algorithm converged.	0,00	NE	0,2426		>999,99	Algorithm converged.	0,00	NE
Gastrointestinal disorders	Upper gastrointestinal haemorrhage	Male	398	62,7	1	0,3	363	58,1	0	0,0		Quasi-complete separation of data points detected.					WARNING: The relative Hessian convergence criterion of 50.428711952 is greater than the limit of 0.0001. The convergence is questionable.			NA	Algorithm converged.	NE	NE	0,3384	NE	NE	Algorithm converged.	NE	NE
Gastrointestinal disorders	Upper gastrointestinal haemorrhage	Female	236	37,3	0	0,0	262	41,9	0	0,0	NE		NE	NE	NE		NE	NE	NE	NE	NE	NE	NE	NE		NE	NE	NE	NE	NE
Gastrointestinal disorders	Vomiting	Male	398	62,7	1	0,3	363	58,1	3	0,8	0,30	Convergence criterion (GCONV=1E-8) satisfied.	0,03	2,93	-0,006		Algorithm converged.	-0,016	0,001	0,31	Algorithm converged.	0,03	0,92	0,2756	0,7223	3,27	Algorithm converged.	0,24	31,32
Gastrointestinal disorders	Vomiting	Female	236	37,3	1	0,4	262	41,9	2	0,8	0,55	Convergence criterion (GCONV=1E-8) satisfied.	0,05	6,14	-0,003		Algorithm converged.	-0,017	0,010	0,56	Algorithm converged.	0,05	6,08	0,6251		1,80	Algorithm converged.	0,16	19,74
General disorders and administration site conditions		Male	398	62,7	6	1,5	363	58,1	6	1,7	0,92	Convergence criterion (GCONV=1E-8) satisfied.	0,29	2,84	-0,001		Algorithm converged.	-0,019	0,016	0,92	Algorithm converged.	0,30	2,82	0,8783	0,5763	1,09	Algorithm converged.	0,36	3,35
General disorders and administration site conditions		Female	236	37,3	5	1,3	262	41,9	6	2,3	0,50	Convergence criterion (GCONV=1E-8) satisfied.	0,14	2,22	-0,010		Algorithm converged.	-0,031	0,013	0,56	Algorithm converged.	0,14	2,19	0,3983		1,80	Algorithm converged.	0,48	7,12
General disorders and administration site conditions	Asthenia	Male	398	62,7	0	0,0	363	58,1	1	0,3		Quasi-complete separation of data points detected.					WARNING: Negative of Hessian not positive definite.			0,00	Algorithm converged.	0,00	NE	0,2963	NE	>999,99	Algorithm converged.	0,00	NE
General disorders and administration site conditions	Asthenia	Female	236	37,3	0	0,0	262	41,9	0	0,0	NE		NE	NE	NE		NE	NE	NE	NE	NE	NE	NE	NE		NE	NE	NE	NE	NE
General disorders and administration site conditions	Chest pain	Male	398	62,7	1	0,3	363	58,1	0	0,0		Quasi-complete separation of data points detected.					WARNING: The relative Hessian convergence criterion of 50.428711952 is greater than the limit of 0.0001. The convergence is questionable.			NA	Algorithm converged.	NE	NE	0,3384	0,1561	NE	Algorithm converged.	NE	NE
General disorders and administration site conditions	Chest pain	Female	236	37,3	1	0,4	262	41,9	3	1,1	0,37	Convergence criterion (GCONV=1E-8) satisfied.	0,04	3,56	-0,007		Algorithm converged.	-0,023	0,008	0,37	Algorithm converged.	0,04	3,53	0,3684		2,70	Algorithm converged.	0,28	25,80
General disorders and administration site conditions	Discomfort	Male	398	62,7	1	0,3	363	58,1	0	0,0		Quasi-complete separation of data points detected.					WARNING: The relative Hessian convergence criterion of 52.004609201 is greater than the limit of 0.0001. The convergence is questionable.			NA	Algorithm converged.	NE	NE	0,3384	NE	NE	Algorithm converged.	NE	NE
General disorders and administration site conditions	Discomfort	Female	236	37,3	0	0,0	262	41,9	0	0,0	NE		NE	NE	NE		NE	NE	NE	NE	NE	NE	NE	NE		NE	NE	NE	NE	NE
General disorders and administration site conditions	Fatigue	Male	398	62,7	1	0,3	363	58,1	0	0,0		Quasi-complete separation of data points detected.					WARNING: The relative Hessian convergence criterion of 52.004609201 is greater than the limit of 0.0001. The convergence is questionable.			NA	Algorithm converged.	NE	NE	0,3384	NE	NE	Algorithm converged.	NE	NE
General disorders and administration site conditions	Fatigue	Female	236	37,3	0	0,0	262	41,9	0	0,0	NE		NE	NE	NE		NE	NE	NE	NE	NE	NE	NE	NE		NE	NE	NE	NE	NE
General disorders and administration site conditions	Gait disturbance	Male	398	62,7	1	0,3	363	58,1	0	0,0		Quasi-complete separation of data points detected.					WARNING: The relative Hessian convergence criterion of 53.68217724 is greater than the limit of 0.0001. The convergence is questionable.			NA	Algorithm converged.	NE	NE	0,3384	NE	NE	Algorithm converged.	NE	NE
General disorders and administration site conditions	Gait disturbance	Female	236	37,3	0	0,0	262	41,9	0	0,0	NE		NE	NE	NE		NE	NE	NE	NE	NE	NE	NE	NE		NE	NE	NE	NE	NE
General disorders and administration site conditions	Oedema peripheral	Male	398	62,7	2	0,5	363	58,1	0	0,0		Quasi-complete separation of data points detected.					WARNING: Negative of Hessian not positive definite.			NA	Algorithm converged.	NE	NE	0,1754	0,1056	NE	Algorithm converged.	NE	NE
General disorders and administration site conditions	Oedema peripheral	Female	236	37,3	1	0,4	262	41,9	2	0,8	0,55	Convergence criterion (GCONV=1E-8) satisfied.	0,05	6,14	-0,003		Algorithm converged.	-0,017	0,010	0,56	Algorithm converged.	0,05	6,08	0,6251		1,80	Algorithm converged.	0,16	19,74
General disorders and administration site conditions	Pain	Male	398	62,7	1	0,3	363	58,1	0	0,0		Quasi-complete separation of data points detected.					WARNING: The relative Hessian convergence criterion of 53.68217724 is greater than the limit of 0.0001. The convergence is questionable.			NA	Algorithm converged.	NE	NE	0,3384	NE	NE	Algorithm converged.	NE	NE
General disorders and administration site conditions	Pain	Female	236	37,3	0	0,0	262	41,9	0	0,0	NE		NE	NE	NE		NE	NE	NE	NE	NE	NE	NE	NE		NE	NE	NE	NE	NE
General disorders and administration site conditions	Peripheral swelling	Male	398	62,7	0	0,0	363	58,1	3	0,8		Quasi-complete separation of data points detected.					WARNING: Negative of Hessian not positive definite.			0,00	Algorithm converged.	0,00	NE	0,0701	0,0285	>999,99	Algorithm converged.	0,00	NE
General disorders and administration site conditions	Peripheral swelling	Female	236	37,3	1	0,4	262	41,9	0	0,0		Quasi-complete separation of data points detected.					WARNING: Negative of Hessian not positive definite.			NA	Algorithm converged.	NE	NE	0,2920		NE	Algorithm converged.	NE	NE
General disorders and administration site conditions	Pyrexia	Male	398	62,7	1	0,3	363	58,1	2	0,6	0,46	Convergence criterion (GCONV=1E-8) satisfied.	0,04	5,06	-0,003		Algorithm converged.	-0,012	0,008	0,46	Algorithm converged.	0,04	5,03	0,5130	0,4426	2,18	Algorithm converged.	0,20	23,36
General disorders and administration site conditions	Pyrexia	Female	236	37,3	0	0,0	262	41,9	1	0,4		Quasi-complete separation of data points detected.					ERROR: Error in computing the link function, its derivatives, or the variance function.			0,00	Algorithm converged.	0,00	NE	0,2426		>999,99	Algorithm converged.	0,00	NE
General disorders and administration site conditions	Swelling	Male	398	62,7	0	0,0	363	58,1	0	0,0	NE		NE	NE	NE		NE	NE	NE	NE	NE	NE	NE	NE		NE	NE	NE	NE	NE
General disorders and administration site conditions	Swelling	Female	236	37,3	1	0,4	262	41,9	0	0,0		Quasi-complete separation of data points detected.					WARNING: Negative of Hessian not positive definite.			NA	Algorithm converged.	NE	NE	0,2920		NE	Algorithm converged.	NE	NE
Hepatobiliary disorders		Male	398	62,7	1	0,3	363	58,1	0	0,0		Quasi-complete separation of data points detected.					WARNING: The relative Hessian convergence criterion of 52.004609201 is greater than the limit of 0.0001. The convergence is questionable.			NA	Algorithm converged.	NE	NE	0,3384	1,0000	NE	Algorithm converged.	NE	NE
Hepatobiliary disorders		Female	236	37,3	0	0,0	262	41,9	0	0,0		Quasi-complete separation of data points detected.					WARNING: Negative of Hessian not positive definite.			NA	Algorithm converged.	NE	NE	0,2368		NE	Algorithm converged.	NE	NE
Hepatobiliary disorders	Cholecystitis	Male	398	62,7	0	0,0	363	58,1	0	0,0	NE		NE	NE	NE		NE	NE	NE	NE	NE	NE	NE	NE		NE	NE	NE	NE	NE
Hepatobiliary disorders	Cholecystitis	Female	236	37,3	1	0,4	262	41,9	0	0,0		Quasi-complete separation of data points detected.					WARNING: Negative of Hessian not positive definite.			NA	Algorithm converged.	NE	NE	0,2920		NE	Algorithm converged.	NE	NE
Hepatobiliary disorders	Cholelithiasis	Male	398	62,7	1	0,3	363	58,1	0	0,0		Quasi-complete separation of data points detected.					WARNING: The relative Hessian convergence criterion of 52.004609201 is greater than the limit of 0.0001. The convergence is questionable.			NA	Algorithm converged.	NE	NE	0,3384	1,0000	NE	Algorithm converged.	NE	NE
Hepatobiliary disorders	Cholelithiasis	Female	236	37,3	1	0,4	262	41,9	0	0,0		Quasi-complete separation of data points detected.					WARNING: Negative of Hessian not positive definite.			NA	Algorithm converged.	NE	NE	0,2920		NE	Algorithm converged.	NE	NE
Immune system disorders		Male	398	62,7	6	1,5	363	58,1	0	0,0		Quasi-complete separation of data points detected.					WARNING: Negative of Hessian not positive definite.			NA	Algorithm converged.	NE	NE	0,0550	0,0391	NE	Algorithm converged.	NE	NE
Immune system disorders		Female	236	37,3	2	0,8	262	41,9	3	1,1	0,74	Convergence criterion (GCONV=1E-8) satisfied.	0,12	4,45	-0,003		Algorithm converged.	-0,020	0,014	0,74	Algorithm converged.	0,12	4,39	0,7971		1,35	Algorithm converged.	0,23	8,52
Immune system disorders	Allergy to chemicals	Male	398	62,7	0	0,0	363	58,1	0	0,0		Quasi-complete separation of data points detected.					WARNING: The relative Hessian convergence criterion of 53.68217724 is greater than the limit of 0.0001. The convergence is questionable.			NA	Algorithm converged.	NE	NE	0,3384	NE	NE	Algorithm converged.	NE	NE
Immune system disorders	Allergy to chemicals	Female	236	37,3	0	0,0	262	41,9	0	0,0	NE		NE	NE	NE		NE	NE	NE	NE	NE	NE	NE	NE		NE	NE	NE	NE	NE
Immune system disorders	Anaphylactic reaction	Male	398	62,7	0	0,0	363	58,1	0	0,0	NE		NE	NE	NE		NE	NE	NE	NE	NE	NE	NE	NE		NE	NE	NE	NE	NE
Immune system disorders	Anaphylactic reaction	Female	236	37,3	0	0,0	262	41,9	0	0,0		Quasi-complete separation of data points detected.					WARNING: Negative of Hessian not positive definite.			NA	Algorithm converged.	NE	NE	0,2920		NE	Algorithm converged.	NE	NE
Immune system disorders	Contrast media allergy	Male	398	62,7	0	0,0	363	58,1	0	0,0	NE		NE	NE	NE		NE	NE	NE	NE	NE	NE	NE	NE		NE	NE	NE	NE	NE
Immune system disorders	Contrast media allergy	Female	236	37,3	0	0,0	262	41,9	1	0,4		Quasi-complete separation of data points detected.					ERROR: Error in computing the link function, its derivatives, or the variance function.			0,00	Algorithm converged.	0,00	NE	0,2426		>999,99	Algorithm converged.	0,00	NE
Immune system disorders	Hypersensitivity	Male	398	62,7	1	0,3	363	58,1	0	0,0		Quasi-complete separation of data points detected.					WARNING: The relative Hessian convergence criterion of 53.68217724 is greater than the limit of 0.0001. The convergence is questionable.			NA	Algorithm converged.	NE	NE	0,3384	0,1076	NE	Algorithm converged.	NE	NE
Immune system disorders	Hypersensitivity	Female	236	37,3	0	0,0	262	41,9	1	0,4		Quasi-complete separation of data points detected.					ERROR: Error in computing the link function, its derivatives, or the variance function.			0,00	Algorithm converged.	0,00	NE	0,2426		>999,99	Algorithm converged.	0,00	NE
Immune system disorders	Seasonal allergy	Male	398	62,7	1	0,3	363	58,1	0	0,0		Quasi-complete separation of data points detected.					WARNING: Negative of Hessian not positive definite.			NA	Algorithm converged.	NE	NE	0,2963	0,1561	NE	Algorithm converged.	NE	NE
Immune system disorders	Seasonal allergy	Female	236	37,3	1	0,4	262	41,9	1	0,4	1,11	Convergence criterion (GCONV=1E-8) satisfied.	0,07	17,86	0,000		Algorithm converged.	-0,011	0,010	1,11	Algorithm converged.	0,07	17,65	0,9418		6,95	Algorithm converged.	0,80	14,32
Infections and infestations		Male	398	62,7	29	7,3	363	58,1	46	12,7	0,56	Convergence criterion (GCONV=1E-8) satisfied.	0,32	0,89	-0,053		Algorithm converged.	-0,096	-0,011	0,56	Algorithm converged.	0,37	0,90	0,6197	0,1820	1,73	Algorithm converged.	1,31	2,66
Infections and infestations		Female	236	37,3	31	13,1	262	41,9	39	14,9	0,86	Convergence criterion (GCONV=1E-8) satisfied.	0,52	1,44	-0,017		Algorithm converged.	-0,078	0,043	0,89	Algorithm converged.	0,57	1,37	0,5752		1,13	Algorithm converged.	0,73	1,76
Infections and infestations	Abdominal abscess	Male	398	62,7	0	0,0	363	58,1	0	0,0	NE		NE	NE	NE		NE	NE	NE	NE	NE	NE	NE	NE		NE	NE	NE	NE	NE
Infections and infestations	Abdominal abscess	Female	236	37,3	1	0,4	262	41,9	0	0,0		Quasi-complete separation of data points detected.					WARNING: Negative of Hessian not positive definite.			NA	Algorithm converged.	NE	NE	0,2920		NE	Algorithm converged.	NE	NE
Infections and infestations	Abscess jaw	Male	398	62,7	0	0,0	363	58,1	0	0,0	NE		NE	NE	NE		NE	NE	NE	NE	NE	NE	NE	NE		NE	NE	NE	NE	NE
Infections and infestations	Abscess jaw	Female	236	37,3	0	0,0	262	41,9	1	0,4		Quasi-complete separation of data points detected.					ERROR: Error in computing the link function, its derivatives, or the variance function.			0,00	Algorithm converged.	0,00	NE	0,2426		>999,99	Algorithm converged.	0,00	NE
Infections and infestations	Abscess limb	Male	398	62,7	0	0,0	363	58,1	0	0,0	NE		NE	NE	NE		NE	NE	NE	NE	NE	NE	NE	NE		NE	NE	NE	NE	NE
Infections and infestations	Abscess limb	Female	236	37,3	0	0,0	262	41,9	1	0,4		Quasi-complete separation of data points detected.					ERROR: Error in computing the link function, its derivatives, or the variance function.			0,00	Algorithm converged.	0,00	NE	0,2426		>999,99	Algorithm converged.	0,00	NE
Infections and infestations	Acute sinusitis	Male	398	62,7	0	0,0	363	58,1	0	0,0	NE		NE	NE	NE		NE	NE	NE	NE	NE	NE	NE	NE		NE	NE	NE	NE	NE
Infections and infestations	Acute sinusitis	Female	236	37,3	0	0,0	262	41,9	1	0,4		Quasi-complete separation of data points detected.					ERROR: Error in computing the link function, its derivatives, or the variance function.			0,00	Algorithm converged.	0,00	NE	0,2426		>999,99	Algorithm converged.	0,00	NE
Infections and infestations	Adenoviral conjunctivitis	Male	398	62,7	0	0,0	363	58,1	2	0,6		Quasi-complete separation of data points detected.					WARNING: Negative of Hessian not positive definite.			0,00	Algorithm converged.	0,00	NE	0,1394	0,0432	>999,99	Algorithm converged.	0,00	NE
Infections and infestations	Adenoviral conjunctivitis	Female	236	37,3	0	0,0	262	41,9	0	0,0		Quasi-complete separation of data points detected.					WARNING: Negative of Hessian not positive definite.			NA	Algorithm converged.	NE	NE	0,2920		NE	Algorithm converged.	NE	NE
Infections and infestations	Anal abscess	Male	398	62,7	0	0,0	363	58,1	1	0,3		Quasi-complete separation of data points detected.					WARNING: Negative of Hessian not positive definite.			0,00	Algorithm converged.	0,00	NE	0,2963	NE	>999,99	Algorithm converged.	0,00	NE
Infections and infestations	Anal abscess	Female	236	37,3	0	0,0	262	41,9	0	0,0	NE		NE	NE	NE		NE	NE	NE	NE	NE	NE	NE	NE		NE	NE	NE	NE	NE
Infections and infestations	Bronchitis	Male	398	62,7	2	0,5	363	58,1	2	0,6	0,92	Convergence criterion (GCONV=1E-8) satisfied.	0,13	6,54	0,000		Algorithm converged.	-0,011	0,010	0,92	Algorithm converged.	0,13	6,47	0,9305	0,9730	1,09	Algorithm converged.	0,15	7,32
Infections and infestations	Bronchitis	Female	236	37,3	6	1,7	262	41,9	5	1,9	0,89	Convergence criterion (GCONV=1E-8) satisfied.	0,24	3,34	-0,002		Algorithm converged.	-0,025	0,021	0,89	Algorithm converged.	0,24	3,27	0,8584		1,13	Algorithm converged.	0,31	4,14
Infections and infestations	Bronchitis viral	Male	398	62,7	1	0,3	363	58,1	1	0,3	0,92	Convergence criterion (GCONV=1E-8) satisfied.	0,06	14,71	0,000		Algorithm converged.	-0,008	0,007	0,92	Algorithm converged.	0,06	14,60	0,9569	1,0000	1,09	Algorithm converged.	0,07	17,38
Infections and infestations	Bronchitis viral	Female	236	37,3	0	0,0	262	41,9	0	0,0	NE		NE	NE	NE		NE	NE	NE	NE	NE	NE	NE	NE		NE	NE	NE	NE	NE
Infections and infestations	COVID-19	Male	398	62,7	1	0,3	363	58,1	2	0,6	0,46	Convergence criterion (GCONV=1E-8) satisfied.	0,04	5,06	-0,003		Algorithm converged.	-0,012	0,008	0,46	Algorithm converged.	0,04	5,03	0,5130	0,9118	2,18	Algorithm converged.	0,20	23,36
Infections and infestations	COVID-19	Female	236	37,3	1	0,4	262	41,9	2	0,8	0,55	Convergence criterion (GCONV=1E-8) satisfied.	0,05	6,14	-0,003		Algorithm converged.	-0,017	0,010	0,56	Algorithm converged.	0,05	6,08	0,6251		1,80	Algorithm converged.	0,16	19,74
Infections and infestations	Candida infection	Male	398	62,7	0	0,0	363	58,1	0	0,0	NE		NE	NE	NE		NE	NE	NE	NE	NE	NE	NE	NE		NE	NE	NE	NE	NE
Infections and infestations	Candida infection	Female	236	37,3	0	0,0	262	41,9	1	0,4		Quasi-complete separation of data points detected.					ERROR: Error in computing the link function, its derivatives, or the variance function.			0,00	Algorithm converged.	0,00	NE	0,2426		>999,99	Algorithm converged.	0,00	NE
Infections and infestations	Cellulitis	Male	398	62,7	2	0,5	363	58,1	3	0,8	0,61	Convergence criterion (GCONV=1E-8) satisfied.	0,10	3,67	-0,003		Algorithm converged.	-0,015	0,008	0,61	Algorithm converged.	0,10	3,64	0,5868	0,5758	1,64	Algorithm converged.	0,27	9,74
Infections and infestations	Cellulitis	Female	236	37,3	1	0,4	262	41,9	4	1,5	0,27	Convergence criterion (GCONV=1E-8) satisfied.	0,03	2,47	-0,011		Algorithm converged.	-0,028	0,006	0,26	Algorithm converged.	0,03	2,47	0,2181		3,60	Algorithm converged.	0,41	32,01
Infections and infestations	Cellulitis gangrenous	Male	398	62,7	0	0,0	363	58,1	1	0,3		Quasi-complete separation of data points detected.					WARNING: Negative of Hessian not positive definite.			0,00	Algorithm converged.	0,00	NE	0,2963	NE	>999,99	Algorithm converged.	0,00	NE
Infections and infestations	Cellulitis gangrenous	Female	236	37,3	0	0,0	262	41,9	0	0,0	NE		NE	NE	NE		NE	NE	NE	NE	NE	NE	NE	NE		NE	NE	NE	NE	NE
Infections and infestations	Chorioretinitis	Male	398	62,7	0	0,0	363	58,1	0	0,0	NE		NE	NE	NE		NE	NE	NE	NE	NE	NE	NE	NE		NE	NE	NE	NE	NE
Infections and infestations	Chorioretinitis	Female	236	37,3	1	0,4	262	41,9	0	0,0		Quasi-complete separation of data points detected.					WARNING: Negative of Hessian not positive definite.			NA	Algorithm converged.	NE	NE	0,2920		NE	Algorithm converged.	NE	NE
Infections and infestations	Clostridium difficile infection	Male	398	62,7	0	0,0	363	58,1	0	0,0	NE		NE	NE	NE		NE	NE	NE	NE	NE	NE	NE	NE		NE	NE	NE	NE	NE
Infections and infestations	Clostridium difficile infection	Female	236	37,3	1	0,4	262	41,9	0	0,0		Quasi-complete separation of data points detected.					WARNING: Negative of Hessian not positive definite.			NA	Algorithm converged.	NE	NE	0,2920		NE	Algorithm converged.	NE	NE
Infections and infestations	Complicated appendicitis	Male	398	62,7	0	0,0	363	58,1	0	0,0	NE		NE	NE	NE		NE	NE	NE	NE	NE	NE	NE	NE		NE	NE	NE	NE	NE
Infections and infestations	Complicated appendicitis	Female	236	37,3	0	0,0	262	41,9	1	0,4		Quasi-complete separation of data points detected.					ERROR: Error in computing the link function, its derivatives, or the variance function.			0,00	Algorithm converged.	0,00	NE	0,2426		>999,99	Algorithm converged.	0,00	NE
Infections and infestations	Conjunctivitis	Male	398	62,7	2	0,5	363	58,1	4	1,1	0,46	Convergence criterion (GCONV=1E-8) satisfied.	0,06	2,50	-0,006		Algorithm converged.	-0,015	0,007	0,46	Algorithm converged.	0,08	2,49	0,3540	0,1420	2,18	Algorithm converged.	0,40	11,84

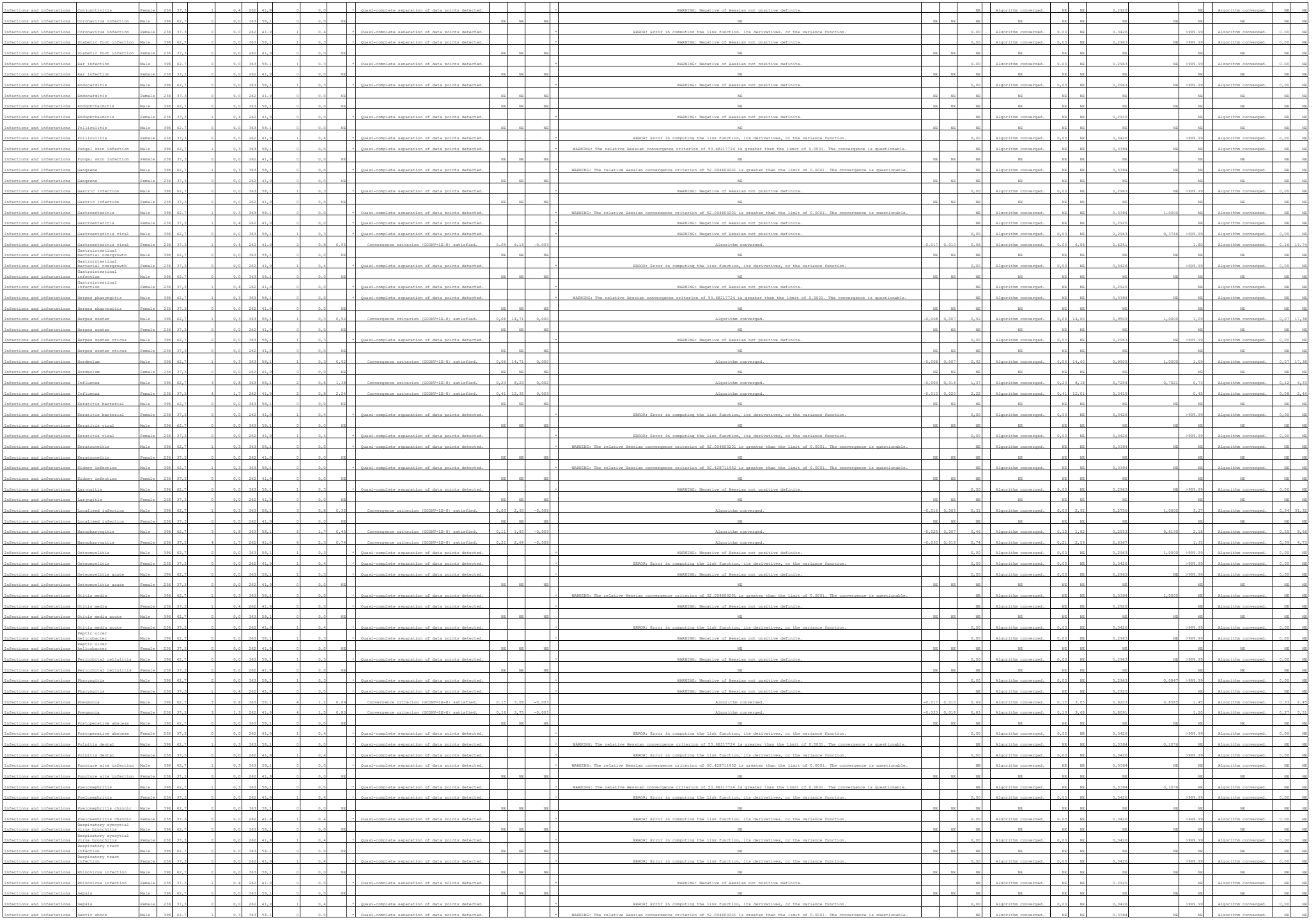

| | | |

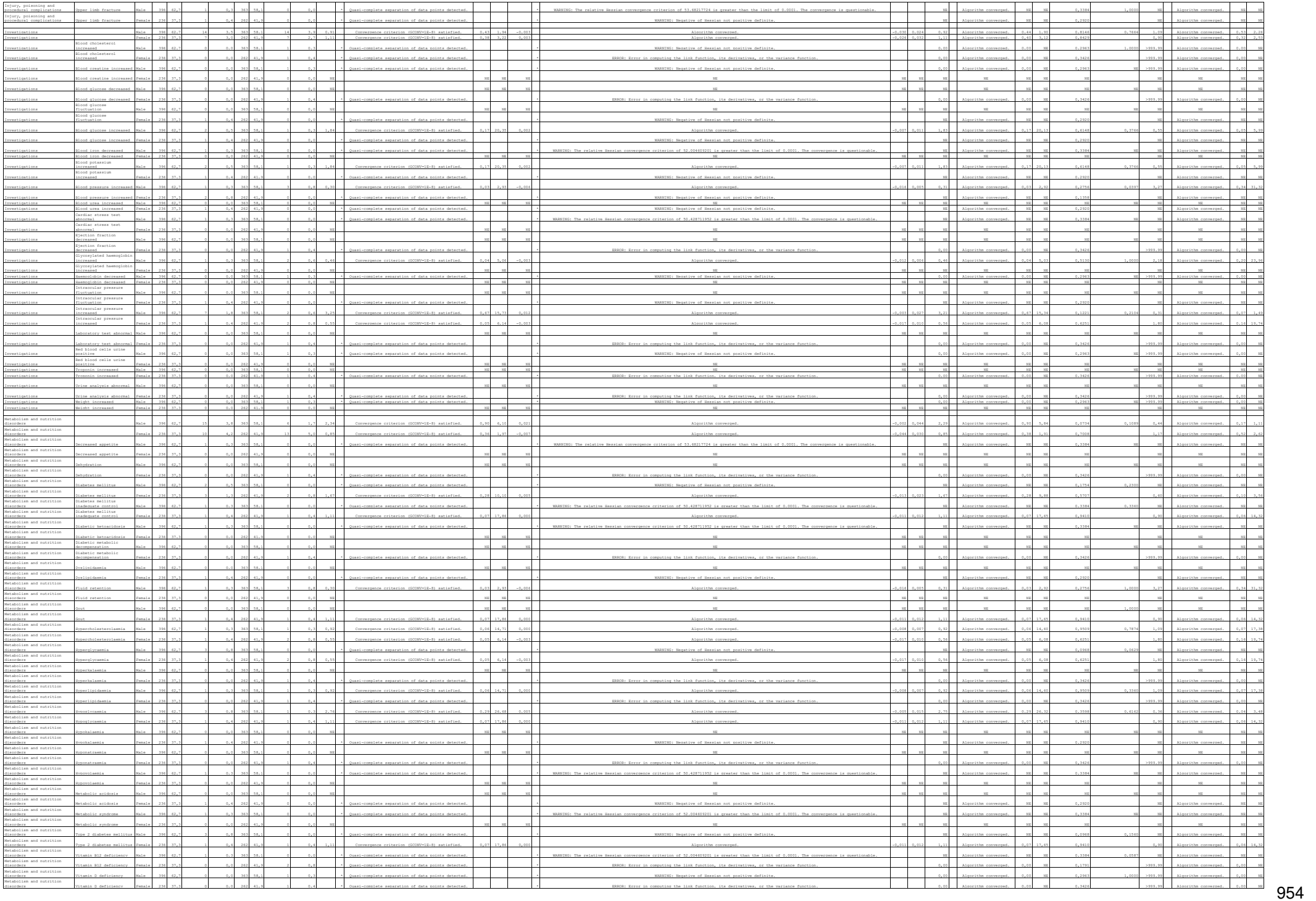

| | | |

Neoplasms benign, malignant and unspecified (incl cysts and polyps)	Benign neoplasm of adrenal gland	Male	396	62,7		0	0,0	363	58,1	0	0,0	NE				NE	NE	NE		NE				NE	NE	NE		NE	NE	NE		NE	NE	NE	
Neoplasms benign, malignant and unspecified (incl cysts and polyps)	Benign neoplasm of adrenal gland	Female	238	37,3		1	0,4	262	41,9	0	0,0	NE	*	Quasi-complete separation of data points detected.	*	WARNING: Negative of Hessian not positive definite.			NE	-0,000	0,000	NE	*	Algorithm converged.	NE	NE	0,2920		NE	*	Algorithm converged.	NE	NE		
Neoplasms benign, malignant and unspecified (incl cysts and polyps)	Follicular lymphoma	Male	396	62,7		1	0,3	363	58,1	1	0,3		*	Quasi-complete separation of data points detected.	*	WARNING: The relative Hessian convergence criterion of 52.004603201 is greater than the limit of 0.0001. The convergence is questionable.			NE			NE	*	Algorithm converged.	NE	NE	0,3384		NE	*	Algorithm converged.	NE	NE		
Neoplasms benign, malignant and unspecified (incl cysts and polyps)	Follicular lymphoma	Female	238	37,3		0	0,0	262	41,9	0	0,0	NE				NE	NE	NE		NE				NE	NE	NE		NE	NE	NE		NE	NE	NE	
Neoplasms benign, malignant and unspecified (incl cysts and polyps)	Immune neoplasm benign	Male	396	62,7		0	0,0	363	58,1	1	0,3		*	Quasi-complete separation of data points detected.	*	WARNING: Negative of Hessian not positive definite.						0,00	*	Algorithm converged.	0,00	NE	0,2963		>999,99	*	Algorithm converged.	0,00	NE		
Neoplasms benign, malignant and unspecified (incl cysts and polyps)	Immune neoplasm benign	Female	238	37,3		0	0,0	262	41,9	0	0,0	NE				NE	NE	NE		NE				NE	NE	NE		NE	NE	NE		NE	NE	NE	
Neoplasms benign, malignant and unspecified (incl cysts and polyps)	Transitional cell carcinoma	Male	396	62,7		0	0,3	363	58,1	0	0,0		*	Quasi-complete separation of data points detected.	*	WARNING: The relative Hessian convergence criterion of 53.68217724 is greater than the limit of 0.0001. The convergence is questionable.						NE	*	Algorithm converged.	NE	NE	0,3384		NE	*	Algorithm converged.	NE	NE		
Neoplasms benign, malignant and unspecified (incl cysts and polyps)	Transitional cell carcinoma	Female	238	37,3		0	0,0	262	41,9	0	0,0	NE				NE	NE	NE		NE				NE	NE	NE		NE	NE	NE		NE	NE	NE	
Neoplasms benign, malignant and unspecified (incl cysts and polyps)	Uterine leiomyoma	Male	396	62,7		0	0,0	363	58,1	0	0,0	NE				NE	NE	NE		NE				NE	NE	NE		NE	NE	NE		NE	NE	NE	
Neoplasms benign, malignant and unspecified (incl cysts and polyps)	Uterine leiomyoma	Female	238	37,3		1	0,4	262	41,9	1	0,4		*	Quasi-complete separation of data points detected.	*	ERROR: Error in computing the link function, its derivatives, or the variance function.						0,00	*	Algorithm converged.	0,00	NE	0,3420		>999,99	*	Algorithm converged.	0,00	NE		
Nervous system disorders		Male	396	62,7		18	4,5	363	58,1	8	2,2	1,87	*	Convergence criterion (GCONV=1E-8) satisfied.	0,73	4,42	0,018	*	Algorithm converged.	-0,008	0,043	1,83	*	Algorithm converged.	0,79	4,23	0,1483	0,1137	0,55	*	Algorithm converged.	0,24	1,26
Nervous system disorders		Female	238	37,3		16	6,7	262	41,9	15	5,7	0,73	*	Convergence criterion (GCONV=1E-8) satisfied.	0,32	1,65	-0,015	*	Algorithm converged.	-0,051	0,021	0,74	*	Algorithm converged.	0,34	1,62	0,4483		1,25	*	Algorithm converged.	0,82	2,92
Nervous system disorders	Acoustic neuritis	Male	396	62,7		1	0,3	363	58,1	0	0,0		*	Quasi-complete separation of data points detected.	*	WARNING: The relative Hessian convergence criterion of 52.004603201 is greater than the limit of 0.0001. The convergence is questionable.						NE	*	Algorithm converged.	NE	NE	0,3384		NE	*	Algorithm converged.	NE	NE		
Nervous system disorders	Acoustic neuritis	Female	238	37,3		0	0,0	262	41,9	0	0,0	NE				NE	NE	NE		NE				NE	NE	NE		NE	NE	NE		NE	NE	NE	
Nervous system disorders	Altered state of consciousness	Male	396	62,7		0	0,0	363	58,1	0	0,0	NE				NE	NE	NE		NE				NE	NE	NE		NE	NE	NE		NE	NE	NE	
Nervous system disorders	Altered state of consciousness	Female	238	37,3		1	0,4	262	41,9	0	0,0	NE	*	Quasi-complete separation of data points detected.	*	WARNING: Negative of Hessian not positive definite.						NE	*	Algorithm converged.	NE	NE	0,2920		NE	*	Algorithm converged.	NE	NE		
Nervous system disorders	Burning sensation	Male	396	62,7		1	0,3	363	58,1	0	0,0		*	Quasi-complete separation of data points detected.	*	WARNING: The relative Hessian convergence criterion of 50.428711952 is greater than the limit of 0.0001. The convergence is questionable.						NE	*	Algorithm converged.	NE	NE	0,3384		NE	*	Algorithm converged.	NE	NE		
Nervous system disorders	Burning sensation	Female	238	37,3		0	0,0	262	41,9	0	0,0	NE				NE	NE	NE		NE				NE	NE	NE		NE	NE	NE		NE	NE	NE	
Nervous system disorders	Carotid arteriosclerosis	Male	396	62,7		1	0,3	363	58,1	0	0,0		*	Quasi-complete separation of data points detected.	*	WARNING: The relative Hessian convergence criterion of 50.428711952 is greater than the limit of 0.0001. The convergence is questionable.						NE	*	Algorithm converged.	NE	NE	0,3384		NE	*	Algorithm converged.	NE	NE		
Nervous system disorders	Carotid arteriosclerosis	Female	238	37,3		0	0,0	262	41,9	0	0,0	NE				NE	NE	NE		NE				NE	NE	NE		NE	NE	NE		NE	NE	NE	
Nervous system disorders	Carotid artery occlusion	Male	396	62,7		0	0,0	363	58,1	0	0,0	NE				NE	NE	NE		NE				NE	NE	NE		NE	NE	NE		NE	NE	NE	
Nervous system disorders	Carotid artery occlusion	Female	238	37,3		0	0,0	262	41,9	1	0,4		*	Quasi-complete separation of data points detected.	*	ERROR: Error in computing the link function, its derivatives, or the variance function.						0,00	*	Algorithm converged.	0,00	NE	0,3420		>999,99	*	Algorithm converged.	0,00	NE		
Nervous system disorders	Carpal tunnel syndrome	Male	396	62,7		0	0,0	363	58,1	0	0,0	NE				NE	NE	NE		NE				NE	NE	NE		NE	NE	NE		NE	NE	NE	
Nervous system disorders	Carpal tunnel syndrome	Female	238	37,3		0	0,0	262	41,9	1	0,4		*	Quasi-complete separation of data points detected.	*	ERROR: Error in computing the link function, its derivatives, or the variance function.						0,00	*	Algorithm converged.	0,00	NE	0,3420		>999,99	*	Algorithm converged.	0,00	NE		
Nervous system disorders	Cerebral infarction	Male	396	62,7		0	0,0	363	58,1	0	0,0	NE				NE	NE	NE		NE				NE	NE	NE		NE	NE	NE		NE	NE	NE	
Nervous system disorders	Cerebral infarction	Female	238	37,3		0	0,0	262	41,9	0	0,0		*	Quasi-complete separation of data points detected.	*	WARNING: Negative of Hessian not positive definite.						NE	*	Algorithm converged.	NE	NE	0,2920		NE	*	Algorithm converged.	NE	NE		
Nervous system disorders	Cerebrovascular accident	Male	396	62,7		3	0,8	363	58,1	0	0,0		*	Quasi-complete separation of data points detected.	*	WARNING: Negative of Hessian not positive definite.						NE	*	Algorithm converged.	NE	NE	0,2968		NE	*	Algorithm converged.	NE	NE		
Nervous system disorders	Cerebrovascular accident	Female	238	37,3		0	0,0	262	41,9	0	0,0	NE				NE	NE	NE		NE				NE	NE	NE		NE	NE	NE		NE	NE	NE	
Nervous system disorders	Cerebrovascular disorder	Male	396	62,7		1	0,3	363	58,1	0	0,0		*	Quasi-complete separation of data points detected.	*	WARNING: The relative Hessian convergence criterion of 50.428711952 is greater than the limit of 0.0001. The convergence is questionable.						NE	*	Algorithm converged.	NE	NE	0,3384		NE	*	Algorithm converged.	NE	NE		
Nervous system disorders	Cerebrovascular disorder	Female	238	37,3		0	0,0	262	41,9	0	0,0	NE				NE	NE	NE		NE				NE	NE	NE		NE	NE	NE		NE	NE	NE	
Nervous system disorders	Cervical radiculopathy	Male	396	62,7		0	0,0	363	58,1	0	0,0	NE				NE	NE	NE		NE				NE	NE	NE		NE	NE	NE		NE	NE	NE	
Nervous system disorders	Cervical radiculopathy	Female	238	37,3		2	0,8	262	41,9	0	0,0		*	Quasi-complete separation of data points detected.	*	WARNING: Negative of Hessian not positive definite.						NE	*	Algorithm converged.	NE	NE	0,1358		NE	*	Algorithm converged.	NE	NE		
Nervous system disorders	Dementia Alzheimer's type	Male	396	62,7		0	0,0	363	58,1	1	0,3		*	Quasi-complete separation of data points detected.	*	WARNING: Negative of Hessian not positive definite.						0,00	*	Algorithm converged.	0,00	NE	0,2963		>999,99	*	Algorithm converged.	0,00	NE		
Nervous system disorders	Dementia Alzheimer's type	Female	238	37,3		0	0,0	262	41,9	0	0,0	NE				NE	NE	NE		NE				NE	NE	NE		NE	NE	NE		NE	NE	NE	
Nervous system disorders	Diabetic neuropathy	Male	396	62,7		0	0,3	363	58,1	0	0,0		*	Quasi-complete separation of data points detected.	*	WARNING: Negative of Hessian not positive definite.						NE	*	Algorithm converged.	NE	NE	0,1354	0,0587	NE	*	Algorithm converged.	NE	NE		
Nervous system disorders	Diabetic neuropathy	Female	238	37,3		1	0,4	262	41,9	1	0,4		*	Quasi-complete separation of data points detected.	*	ERROR: Error in computing the link function, its derivatives, or the variance function.						0,00	*	Algorithm converged.	0,00	NE	0,3420		>999,99	*	Algorithm converged.	0,00	NE		
Nervous system disorders	Dizziness	Male	396	62,7		0	0,3	363	58,1	0	0,0		*	Quasi-complete separation of data points detected.	*	WARNING: The relative Hessian convergence criterion of 50.428711952 is greater than the limit of 0.0001. The convergence is questionable.						NE	*	Algorithm converged.	NE	NE	0,3384	0,0233	NE	*	Algorithm converged.	NE	NE		
Nervous system disorders	Dizziness	Female	238	37,3		5	1,9	262	41,9	5	1,9		*	Quasi-complete separation of data points detected.	*	ERROR: Error in computing the link function, its derivatives, or the variance function.						0,00	*	Algorithm converged.	0,00	NE	0,3381		>999,99	*	Algorithm converged.	0,00	NE		
Nervous system disorders	Encephalopathy	Male	396	62,7		0	0,0	363	58,1	1	0,3		*	Quasi-complete separation of data points detected.	*	WARNING: Negative of Hessian not positive definite.						0,00	*	Algorithm converged.	0,00	NE	0,2963		>999,99	*	Algorithm converged.	0,00	NE		
Nervous system disorders	Encephalopathy	Female	238	37,3		0	0,0	262	41,9	0	0,0	NE				NE	NE	NE		NE				NE	NE	NE		NE	NE	NE		NE	NE	NE	
Nervous system disorders	Guillain-Barre syndrome	Male	396	62,7		0	0,0	363	58,1	0	0,0	NE				NE	NE	NE		NE				NE	NE	NE		NE	NE	NE		NE	NE	NE	
Nervous system disorders	Guillain-Barre syndrome	Female	238	37,3		1	0,4	262	41,9	0	0,0		*	Quasi-complete separation of data points detected.	*	WARNING: Negative of Hessian not positive definite.						NE	*	Algorithm converged.	NE	NE	0,2920		NE	*	Algorithm converged.	NE	NE		
Nervous system disorders	Haemorrhagic stroke	Male	396	62,7		1	0,3	363	58,1	0	0,0		*	Quasi-complete separation of data points detected.	*	WARNING: The relative Hessian convergence criterion of 50.428711952 is greater than the limit of 0.0001. The convergence is questionable.						NE	*	Algorithm converged.	NE	NE	0,3384		NE	*	Algorithm converged.	NE	NE		
Nervous system disorders	Haemorrhagic stroke	Female	238	37,3		0	0,0	262	41,9	0	0,0	NE				NE	NE	NE		NE				NE	NE	NE		NE	NE	NE		NE	NE	NE	
Nervous system disorders	Headache	Male	396	62,7		2	0,5	363	58,1	2	0,5	0,01	*	Convergence criterion (GCONV=1E-8) satisfied.	0,13	0,54	0,001	*	Algorithm converged.	-0,011	0,013	0,01	*	Algorithm converged.	0,13	0,47	0,9003	0,8919	1,00	*	Algorithm converged.	0,13	0,72
Nervous system disorders	Headache	Female	238	37,3		3	0,8	262	41,9	2	0,8	1,11	*	Convergence criterion (GCONV=1E-8) satisfied.	0,16	7,95	0,001	*	Algorithm converged.	-0,015	0,017	1,11	*	Algorithm converged.	0,14	7,92	0,9383		0,95	*	Algorithm converged.	0,17	6,34
Nervous system disorders	Hypertensive encephalopathy	Male	396	62,7		1	0,3	363	58,1	0	0,0		*	Quasi-complete separation of data points detected.	*	WARNING: The relative Hessian convergence criterion of 50.428711952 is greater than the limit of 0.0001. The convergence is questionable.						NE	*	Algorithm converged.	NE	NE	0,3384		NE	*	Algorithm converged.	NE	NE		
Nervous system disorders	Hypertensive encephalopathy	Female	238	37,3		0	0,0	262	41,9	0	0,0	NE				NE	NE	NE		NE				NE	NE	NE		NE	NE	NE		NE	NE	NE	
Nervous system disorders	Hypoaesthesia	Male	396	62,7		0	0,0	363	58,1	0	0,0	NE				NE	NE	NE		NE				NE	NE	NE		NE	NE	NE		NE	NE	NE	
Nervous system disorders	Hypoaesthesia	Female	238	37,3		0	0,0	262	41,9	1	0,4		*	Quasi-complete separation of data points detected.	*	ERROR: Error in computing the link function, its derivatives, or the variance function.						0,00	*	Algorithm converged.	0,00	NE	0,3420		>999,99	*	Algorithm converged.	0,00	NE		
Nervous system disorders	Loss of consciousness	Male	396	62,7		0	0,0	363	58,1	0	0,0	NE				NE	NE	NE		NE				NE	NE	NE		NE	NE	NE		NE	NE	NE	
Nervous system disorders	Loss of consciousness	Female	238	37,3		0	0,0	262	41,9	1	0,4		*	Quasi-complete separation of data points detected.	*	ERROR: Error in computing the link function, its derivatives, or the variance function.						0,00	*	Algorithm converged.	0,00	NE	0,3420		>999,99	*	Algorithm converged.	0,00	NE		
Nervous system disorders	Lumbar radiculopathy	Male	396	62,7		0	0,0	363	58,1	0	0,0	NE				NE	NE	NE		NE				NE	NE	NE		NE	1,0000	NE		NE	NE	NE	
Nervous system disorders	Lumbar radiculopathy	Female	238	37,3		1	0,4	262	41,9	1	0,4	1,11	*	Convergence criterion (GCONV=1E-8) satisfied.	0,07	17,86	0,000	*	Algorithm converged.	-0,011	0,010	1,11	*	Algorithm converged.	0,07	17,65	0,9403		0,90	*	Algorithm converged.	0,10	14,32
Nervous system disorders	Metabolic encephalopathy	Male	396	62,7		1	0,3	363	58,1	1	0,3		*	Quasi-complete separation of data points detected.	*	WARNING: Negative of Hessian not positive definite.						0,00	*	Algorithm converged.	0,00	NE	0,2963	0,0847	>999,99	*	Algorithm converged.	0,00	NE		
Nervous system disorders	Metabolic encephalopathy	Female	238	37,3		1	0,4	262	41,9	0	0,0		*	Quasi-complete separation of data points detected.	*	WARNING: Negative of Hessian not positive definite.						NE	*	Algorithm converged.	NE	NE	0,2920		NE	*	Algorithm converged.	NE	NE		
Nervous system disorders	Monoparesis	Male	396	62,7		0	0,0	363	58,1	0	0,0	NE				NE	NE	NE		NE				NE	NE	NE		NE	NE	NE		NE	NE	NE	
Nervous system disorders	Monoparesis	Female	238	37,3		0	0,0	262	41,9	1	0,4		*	Quasi-complete separation of data points detected.	*	ERROR: Error in computing the link function, its derivatives, or the variance function.						0,00	*	Algorithm converged.	0,00	NE	0,3420		>999,99	*	Algorithm converged.	0,00	NE		
Nervous system disorders	Nerve compression	Male	396	62,7		1	0,3	363	58,1	0	0,0		*	Quasi-complete separation of data points detected.	*	WARNING: The relative Hessian convergence criterion of 50.428711952 is greater than the limit of 0.0001. The convergence is questionable.						NE	*	Algorithm converged.	NE	NE	0,3384		NE	*	Algorithm converged.	NE	NE		
Nervous system disorders	Nerve compression	Female	238	37,3		0	0,0	262	41,9	0	0,0	NE				NE	NE	NE		NE				NE	NE	NE		NE	NE	NE		NE	NE	NE	
Nervous system disorders	Neuralgia	Male	396	62,7		0	0,0	363	58,1	1	0,3		*	Quasi-complete separation of data points detected.	*	WARNING: Negative of Hessian not positive definite.						0,00	*	Algorithm converged.	0,00	NE	0,2963		>999,99	*	Algorithm converged.	0,00	NE		
Nervous system disorders	Neuralgia	Female	238	37,3		0	0,0	262	41,9	0	0,0	NE				NE	NE	NE		NE				NE	NE	NE		NE	NE	NE		NE	NE	NE	
Nervous system disorders	Neuropathy peripheral	Male	396	62,7		1	0,3	363	58,1	1	0,3	0,91	*	Convergence criterion (GCONV=1E-8) satisfied.	0,04	14,71	0,000	*	Algorithm converged.	-0,006	0,007	0,91	*	Algorithm converged.	0,04	14,60	0,9569	0,7874	1,09	*	Algorithm converged.	0,07	17,38
Nervous system disorders	Neuropathy peripheral	Female	238	37,3		1	0,4	262	41,9	2	0,8	0,55	*	Convergence criterion (GCONV=1E-8) satisfied.	0,05	6,14	-0,003	*	Algorithm converged.	-0,017	0,010	0,56	*	Algorithm converged.	0,05	6,08	0,9251		1,80	*	Algorithm converged.	0,14	19,74
Nervous system disorders	Partial seizures	Male	396	62,7		0	0,3	363	58,1	0	0,0		*	Quasi-complete separation of data points detected.	*	WARNING: The relative Hessian convergence criterion of 52.004603201 is greater than the limit of 0.0001. The convergence is questionable.						NE	*	Algorithm converged.	NE	NE	0,3384		NE	*	Algorithm converged.	NE	NE		
Nervous system disorders	Partial seizures	Female	238	37,3		0	0,0	262	41,9	0	0,0	NE				NE	NE	NE		NE				NE	NE	NE		NE	NE	NE		NE	NE	NE	
Nervous system disorders	Post stroke epilepsy	Male	396	62,7		0	0,0	363	58,1	0	0,0	NE				NE	NE	NE		NE				NE	NE	NE		NE	NE	NE		NE	NE	NE	
Nervous system disorders	Post stroke epilepsy	Female	238	37,3		0	0,0	262	41,9	1	0,4		*	Quasi-complete separation of data points detected.	*	ERROR: Error in computing the link function, its derivatives, or the variance function.						0,00	*	Algorithm converged.	0,00	NE	0,3420		>999,99	*	Algorithm converged.	0,00	NE		
Nervous system disorders	Sciatica	Male	396	62,7		1	0,3	363	58,1	1	0,3		*	Quasi-complete separation of data points detected.	*	WARNING: Negative of Hessian not positive definite.						NE	*	Algorithm converged.	NE	NE	0,2963	0,1649	>999,99	*	Algorithm converged.	NE	NE		
Nervous system disorders	Sciatica	Female	238	37,3		2	0,8	262	41,9	1	0,4	2,23	*	Convergence criterion (GCONV=1E-8) satisfied.	0,20	24,74	0,003	*	Algorithm converged.	-0,009	0,019	2,22	*	Algorithm converged.	0,20	24,33	0,5084		0,45	*	Algorithm converged.	0,24	6,93
Nervous system disorders	Seizure	Male	396	62,7		0	0,0	363	58,1	0	0,0	NE				NE	NE	NE		NE				NE	NE	NE		NE	NE	NE		NE	NE	NE	
Nervous system disorders	Seizure	Female	238	37,3		0	0,0	262	41,9	0	0,0		*	Quasi-complete separation of data points detected.	*	WARNING: Negative of Hessian not positive definite.						NE	*	Algorithm converged.	NE	NE	0,2920		NE	*	Algorithm converged.	NE	NE		
Nervous system disorders	Syncope	Male	396	62,7		1	0,3	363	58,1	1	0,3	0,92	*	Convergence criterion (GCONV=1E-8) satisfied.	0,04	14,71	0,000	*	Algorithm converged.	-0,006	0,007	0,92	*	Algorithm converged.	0,04	14,60	0,9569	0,7773	1,09	*	Algorithm converged.	0,07	17,38
Nervous system disorders	Syncope	Female	238	37,3		0	0,0	262	41,9	0	0,0	NE				NE	NE	NE		NE				NE	NE	NE		NE	NE	NE		NE	NE	NE	
Nervous system disorders	Thoracic radiculopathy	Male	396	62,7		0	0,0	363	58,1	0	0,0	NE				NE	NE	NE		NE				NE	NE	NE		NE	NE	NE		NE	NE	NE	
Nervous system disorders	Thoracic radiculopathy	Female	238	37,3		0	0,0	262	41,9	0	0,0		*	Quasi-complete separation of data points detected.	*	WARNING: Negative of Hessian not positive definite.						NE	*	Algorithm converged.	NE	NE	0,2920		NE	*	Algorithm converged.	NE	NE		
Nervous system disorders	Vertigo CNS origin	Male	396	62,7		1	0,3	363	58,1	0	0,0		*	Quasi-complete separation of data points detected.	*	WARNING: The relative Hessian convergence criterion of 53.68217724 is greater than the limit of 0.0001. The convergence is questionable.						NE	*	Algorithm converged.	NE	NE	0,3384		NE	*	Algorithm converged.	NE	NE		
Nervous system disorders	Vertigo CNS origin	Female	238	37,3		0	0,0	262	41,9	0	0,0	NE				NE	NE	NE		NE				NE	NE	NE		NE	NE	NE		NE	NE	NE	
Nervous system disorders	Vocal cord paresis	Male	396	62,7		1	0,3	363	58,1	0	0,0		*	Quasi-complete separation of data points detected.	*	WARNING: The relative Hessian convergence criterion of 53.68217724 is greater than the limit of 0.0001. The convergence is questionable.						NE	*	Algorithm converged.	NE	NE	0,3384		NE	*	Algorithm converged.	NE	NE		
Nervous system disorders	Vocal cord paresis	Female	238	37,3		0	0,0	262	41,9	0	0,0	NE				NE	NE	NE		NE				NE	NE	NE		NE	NE	NE		NE	NE	NE	
Psychiatric disorders		Male	396	62,7		1	0,3	363	58,1	3	0,8	0,30	*	Convergence criterion (GCONV=1E-8) satisfied.	0,03	2,93	-0,004	*	Algorithm converged.	-0,016	0,005	0,31	*	Algorithm converged.	0,03	2,92	0,2764	0,6771	3,27	*	Algorithm converged.	0,34	31,32
Psychiatric disorders		Female	238	37,3		1	0,4	262	41,9	7	2,7	0,16	*	Convergence criterion (GCONV=1E-8) satisfied.	0,02	1,27	-0,022	*	Algorithm converged.	-0,046	-0,001	0,16	*	Algorithm converged.	0,02	1,28	0,6465		6,31	*	Algorithm converged.	0,78	50,67
Psychiatric disorders	Anxiety	Male	396	62,7		1	0,3	363	58,1	1	0,3	0,92	*	Convergence criterion (GCONV=1E-8) satisfied.	0,04	14,71	0,000	*	Algorithm converged.	-0,006	0,007	0,92	*	Algorithm converged.	0,04	14,60	0,9569	0,2140	1,09	*	Algorithm converged.	0,07	17,38
Psychiatric disorders	Anxiety	Female	238	37,3		0	0,0	262	41,9	2	0,8		*	Quasi-complete separation of data points detected.	*	ERROR: Error in computing the link function, its derivatives, or the variance function.						0,00	*	Algorithm converged.	0,00	NE	0,3784		>999,99	*	Algorithm converged.	0,00	NE		
Psychiatric disorders	Confusional state	Male	396	62,7		0	0,0	363	58,1	0	0,0	NE				NE	NE	NE		NE				NE	NE	NE		NE	NE	NE		NE	NE	NE	
Psychiatric disorders	Confusional state	Female	238	37,3		1	0,4	262	41,9	1	0,4		*	Quasi-complete separation of data points detected.	*	ERROR: Error in computing the link function, its derivatives, or the variance function.						0,00	*	Algorithm converged.	0,00	NE	0,3420		>999,99	*	Algorithm converged.	0,00	NE		
Psychiatric disorders	Delirium	Male	396	62,7		0	0,0	363	58,1	0	0,0	NE				NE	NE	NE		NE				NE	NE	NE		NE	NE	NE		NE	NE	NE	
Psychiatric disorders	Delirium	Female	238	37,3		0	0,4	262	41,9	0	0,0		*	Quasi-complete separation of data points detected.	*	WARNING: Negative of Hessian not positive definite.						NE	*	Algorithm converged.	NE	NE	0,2920		NE	*	Algorithm converged.	NE	NE		
Psychiatric disorders	Depression	Male	396	62,7		0	0,0	363	58,1	1	0,3		*	Quasi-complete separation of data points detected.	*	WARNING: Negative of Hessian not positive definite.						0,00	*	Algorithm converged.	0,00	NE	0,2963	1,0000	>999,99	*	Algorithm converged.	0,00	NE		
Psychiatric disorders	Depression	Female	238	37,3		0	0,0	262	41,9	3	1,1		*	Quasi-complete separation of data points detected.	*	ERROR: Error in computing the link function, its derivatives, or the variance function.						0,00	*	Algorithm converged.	0,00	NE	0,3995		>999,99	*	Algorithm converged.	0,00	NE		
Psychiatric disorders	Insomnia	Male	396	62,7		0	0,0	363	58,1	0	0,0	NE				NE	NE	NE		NE				NE	NE	NE		NE	NE	NE		NE	NE	NE	
Psychiatric disorders	Insomnia	Female	238	37,3		1	0,4	262	41,9	1	0,4		*	Quasi-complete separation of data points detected.	*	ERROR: Error in computing the link function, its derivatives, or the variance function.						0,00	*	Algorithm converged.	0,00	NE	0,3420		>999,99	*	Algorithm converged.	0,00	NE		
Psychiatric disorders	Procedural anxiety	Male	396	62,7		0	0,0	363	58,1	1	0,3		*	Quasi-complete separation of data points detected.	*	WARNING: Negative of Hessian not positive definite.						0,00	*	Algorithm converged.	0,00	NE	0,2963		>999,99	*	Algorithm converged.	0,00	NE		
Psychiatric disorders	Procedural anxiety	Female	238	37,3		0	0,0	262	41,9	0	0,0	NE				NE	NE	NE		NE				NE	NE	NE		NE	NE	NE		NE	NE	NE	
Renal and urinary disorders		Male	396	62,7		8	2,0	363	58,1	8	2,2	0,93	*	Convergence criterion (GCONV=1E-8) satisfied.	0,34	2,44	-0,002	*	Algorithm converged.	-0,022	0,010	0,92	*	Algorithm converged.	0,35	2,42	0,8604	0,4069	1,09	*	Algorithm converged.	0,41	2,88
Renal and urinary disorders		Female	238	37,3		11	4,6	262	41,9	11	4,2	0,43	*	Convergence criterion (GCONV=1E-8) satisfied.	0,17	1,44	-0,021	*	Algorithm converged.	-0,051	0,010	0,50	*	Algorithm converged.	0,18	1,43	0,1893		1,98	*	Algorithm converged.	0,70	5,62
Renal and urinary disorders	Acute kidney injury	Male	396	62,7		2	0,5	363	58,1	2	0,6	0,40	*	Convergence criterion (GCONV=1E-8) satisfied.	0,04	5,06	-0,003	*	Algorithm converged.	-0,012	0,006	0,40	*	Algorithm converged.	0,04	5,03	0,5192	0,7513	2,18	*	Algorithm converged.	0,20	23,96
Renal and urinary disorders	Acute kidney injury	Female	238	37,3		3	1,1	262	41,9	3	1,1	0,74	*	Convergence criterion (GCONV=1E-8) satisfied.	0,12	4,49	-0,003	*	Algorithm converged.	-0,020	0,014	0,74	*	Algorithm converged.	0,12	4,39	0,7397		1,35	*	Algorithm converged.	0,23	8,02
Renal and urinary disorders	Bladder cyst	Male	396	62,7		1	0,3	363	58,1	0	0,0		*	Quasi-complete separation of data points detected.	*	WARNING: The relative Hessian conv

Renal and urinary disorders	End stage renal disease	Female	236	37,3	0	0,0	262	41,9	1	0,4		*	Quasi-complete separation of data points detected.				*	ERROR: Error in computing the link function, its derivatives, or the variance function.			0,00		Algorithm converged.	0,00	NE	0,3426		>999.99		Algorithm converged.	0,00	NE
Renal and urinary disorders	Metabolic nephropathy	Male	396	62,7	1	0,3	363	58,1	0	0,0		*	Quasi-complete separation of data points detected.				*	WARNING: The relative Hessian convergence criterion of 53.68217724 is greater than the limit of 0.0001. The convergence is questionable.			NE		Algorithm converged.	NE	NE	0,3384	NE	NE		Algorithm converged.	NE	NE
Renal and urinary disorders	Metabolic nephropathy	Female	236	37,3	0	0,0	262	41,9	0	0,0	NE			NE	NE	NE		NE	NE	NE	NE		NE	NE	NE	NE		NE		NE	NE	NE
Renal and urinary disorders	Nephrolithiasis	Male	396	62,7	1	0,3	363	58,1	0	0,0		*	Quasi-complete separation of data points detected.				*	WARNING: The relative Hessian convergence criterion of 53.68217724 is greater than the limit of 0.0001. The convergence is questionable.			NE		Algorithm converged.	NE	NE	0,3384	0,3360	NE		Algorithm converged.	NE	NE
Renal and urinary disorders	Nephrolithiasis	Female	236	37,3	1	0,4	262	41,9	1	0,4	1,11		Convergence criterion (GCONV=1E-8) satisfied.	0,07	17,86	0,000		Algorithm converged.	-0,011	0,012	1,11		Algorithm converged.	0,07	17,65	0,9410		0,90		Algorithm converged.	0,06	14,32
Renal and urinary disorders	Nephropathy	Male	396	62,7	0	0,0	363	58,1	4	1,1		*	Quasi-complete separation of data points detected.				*	WARNING: Negative of Hessian not positive definite.			0,00		Algorithm converged.	0,00	NE	0,0363	NE	>999.99		Algorithm converged.	0,00	NE
Renal and urinary disorders	Nephropathy	Female	236	37,3	0	0,0	262	41,9	0	0,0	NE			NE	NE	NE		NE	NE	NE	NE		NE	NE	NE	NE		NE		NE	NE	NE
Renal and urinary disorders	Renal artery stenosis	Male	396	62,7	0	0,0	363	58,1	0	0,0	NE			NE	NE	NE		NE	NE	NE	NE		NE	NE	NE	NE	NE	NE		NE	NE	NE
Renal and urinary disorders	Renal artery stenosis	Female	236	37,3	0	0,0	262	41,9	1	0,4		*	Quasi-complete separation of data points detected.				*	ERROR: Error in computing the link function, its derivatives, or the variance function.			0,00		Algorithm converged.	0,00	NE	0,3426		>999.99		Algorithm converged.	0,00	NE
Renal and urinary disorders	Renal colic	Male	396	62,7	1	0,3	363	58,1	0	0,0		*	Quasi-complete separation of data points detected.				*	WARNING: The relative Hessian convergence criterion of 53.68217724 is greater than the limit of 0.0001. The convergence is questionable.			NE		Algorithm converged.	NE	NE	0,3384	0,1076	NE		Algorithm converged.	NE	NE
Renal and urinary disorders	Renal colic	Female	236	37,3	0	0,0	262	41,9	1	0,4		*	Quasi-complete separation of data points detected.				*	ERROR: Error in computing the link function, its derivatives, or the variance function.			0,00		Algorithm converged.	0,00	NE	0,3426		>999.99		Algorithm converged.	0,00	NE
Renal and urinary disorders	Renal failure	Male	396	62,7	1	0,3	363	58,1	0	0,0		*	Quasi-complete separation of data points detected.				*	WARNING: The relative Hessian convergence criterion of 53.68217724 is greater than the limit of 0.0001. The convergence is questionable.			NE		Algorithm converged.	NE	NE	0,3384	1,0000	NE		Algorithm converged.	NE	NE
Renal and urinary disorders	Renal failure	Female	236	37,3	2	0,8	262	41,9	0	0,0		*	Quasi-complete separation of data points detected.				*	WARNING: Negative of Hessian not positive definite.			NE		Algorithm converged.	NE	NE	0,1358		NE		Algorithm converged.	NE	NE
Renal and urinary disorders	Urethral stenosis	Male	396	62,7	1	0,3	363	58,1	0	0,0		*	Quasi-complete separation of data points detected.				*	WARNING: The relative Hessian convergence criterion of 52.004609201 is greater than the limit of 0.0001. The convergence is questionable.			NE		Algorithm converged.	NE	NE	0,3384	NE	NE		Algorithm converged.	NE	NE
Renal and urinary disorders	Urethral stenosis	Female	236	37,3	0	0,0	262	41,9	0	0,0	NE			NE	NE	NE		NE	NE	NE	NE		NE	NE	NE	NE		NE		NE	NE	NE
Renal and urinary disorders	Urinary incontinence	Male	396	62,7	0	0,0	363	58,1	0	0,0	NE			NE	NE	NE		NE	NE	NE	NE		NE	NE	NE	NE	NE	NE		NE	NE	NE
Renal and urinary disorders	Urinary incontinence	Female	236	37,3	0	0,0	262	41,9	1	0,4		*	Quasi-complete separation of data points detected.				*	ERROR: Error in computing the link function, its derivatives, or the variance function.			0,00		Algorithm converged.	0,00	NE	0,3426		>999.99		Algorithm converged.	0,00	NE
Reproductive system and breast disorders		Male	396	62,7	3	0,8	363	58,1	0	0,0		*	Quasi-complete separation of data points detected.				*	WARNING: Negative of Hessian not positive definite.			NE		Algorithm converged.	NE	NE	0,0968	0,0399	NE		Algorithm converged.	NE	NE
Reproductive system and breast disorders		Female	236	37,3	0	0,0	262	41,9	1	0,4		*	Quasi-complete separation of data points detected.				*	ERROR: Error in computing the link function, its derivatives, or the variance function.			0,00		Algorithm converged.	0,00	NE	0,3426		>999.99		Algorithm converged.	0,00	NE
Reproductive system and breast disorders	Benign prostatic hyperplasia	Male	396	62,7	1	0,3	363	58,1	0	0,0		*	Quasi-complete separation of data points detected.				*	WARNING: The relative Hessian convergence criterion of 53.68217724 is greater than the limit of 0.0001. The convergence is questionable.			NE		Algorithm converged.	NE	NE	0,3384	NE	NE		Algorithm converged.	NE	NE
Reproductive system and breast disorders	Benign prostatic hyperplasia	Female	236	37,3	0	0,0	262	41,9	0	0,0	NE			NE	NE	NE		NE	NE	NE	NE		NE	NE	NE	NE		NE		NE	NE	NE
Reproductive system and breast disorders	Ovarian cyst	Male	396	62,7	0	0,0	363	58,1	0	0,0	NE			NE	NE	NE		NE	NE	NE	NE		NE	NE	NE	NE	NE	NE		NE	NE	NE
Reproductive system and breast disorders	Ovarian cyst	Female	236	37,3	0	0,0	262	41,9	1	0,4		*	Quasi-complete separation of data points detected.				*	ERROR: Error in computing the link function, its derivatives, or the variance function.			0,00		Algorithm converged.	0,00	NE	0,3426		>999.99		Algorithm converged.	0,00	NE
Reproductive system and breast disorders	Prostatitis	Male	396	62,7	1	0,3	363	58,1	0	0,0		*	Quasi-complete separation of data points detected.				*	WARNING: The relative Hessian convergence criterion of 53.68217724 is greater than the limit of 0.0001. The convergence is questionable.			NE		Algorithm converged.	NE	NE	0,3384	NE	NE		Algorithm converged.	NE	NE
Reproductive system and breast disorders	Prostatitis	Female	236	37,3	0	0,0	262	41,9	0	0,0	NE			NE	NE	NE		NE	NE	NE	NE		NE	NE	NE	NE		NE		NE	NE	NE
Reproductive system and breast disorders	Pruritus genital	Male	396	62,7	1	0,3	363	58,1	0	0,0		*	Quasi-complete separation of data points detected.				*	WARNING: The relative Hessian convergence criterion of 52.004609201 is greater than the limit of 0.0001. The convergence is questionable.			NE		Algorithm converged.	NE	NE	0,3384	NE	NE		Algorithm converged.	NE	NE
Reproductive system and breast disorders	Pruritus genital	Female	236	37,3	0	0,0	262	41,9	0	0,0	NE			NE	NE	NE		NE	NE	NE	NE		NE	NE	NE	NE		NE		NE	NE	NE
Respiratory, thoracic and mediastinal disorders		Male	396	62,7	14	3,5	363	58,1	4	1,1	3,29		Convergence criterion (GCONV=1E-8) satisfied.	1,07	10,08	0,024		Algorithm converged.	0,003	0,045	3,21		Algorithm converged.	1,07	9,66	0,0278	0,1594	0,31		Algorithm converged.	0,10	0,94
Respiratory, thoracic and mediastinal disorders		Female	236	37,3	7	3,0	262	41,9	7	2,7	1,11		Convergence criterion (GCONV=1E-8) satisfied.	0,38	3,22	0,003		Algorithm converged.	-0,026	0,032	1,11		Algorithm converged.	0,40	3,12	0,8429		0,90		Algorithm converged.	0,32	2,53
Respiratory, thoracic and mediastinal disorders	Acute respiratory failure	Male	396	62,7	0	0,0	363	58,1	0	0,0	NE			NE	NE	NE		NE	NE	NE	NE		NE	NE	NE	NE	NE	NE		NE	NE	NE
Respiratory, thoracic and mediastinal disorders	Acute respiratory failure	Female	236	37,3	1	0,4	262	41,9	0	0,0		*	Quasi-complete separation of data points detected.				*	WARNING: Negative of Hessian not positive definite.			NE		Algorithm converged.	NE	NE	0,2920		NE		Algorithm converged.	NE	NE
Respiratory, thoracic and mediastinal disorders	Asthma	Male	396	62,7	1	0,3	363	58,1	0	0,0		*	Quasi-complete separation of data points detected.				*	WARNING: The relative Hessian convergence criterion of 53.68217724 is greater than the limit of 0.0001. The convergence is questionable.			NE		Algorithm converged.	NE	NE	0,3384	0,3077	NE		Algorithm converged.	NE	NE
Respiratory, thoracic and mediastinal disorders	Asthma	Female	236	37,3	2	0,8	262	41,9	2	0,8	1,11		Convergence criterion (GCONV=1E-8) satisfied.	0,16	7,95	0,001		Algorithm converged.	-0,015	0,017	1,11		Algorithm converged.	0,16	7,82	0,9165		0,90		Algorithm converged.	0,13	6,34
Respiratory, thoracic and mediastinal disorders	Atelectasis	Male	396	62,7	1	0,3	363	58,1	0	0,0		*	Quasi-complete separation of data points detected.				*	WARNING: The relative Hessian convergence criterion of 52.004609201 is greater than the limit of 0.0001. The convergence is questionable.			NE		Algorithm converged.	NE	NE	0,3384	NE	NE		Algorithm converged.	NE	NE
Respiratory, thoracic and mediastinal disorders	Atelectasis	Female	236	37,3	0	0,0	262	41,9	0	0,0	NE			NE	NE	NE		NE	NE	NE	NE		NE	NE	NE	NE		NE		NE	NE	NE
Respiratory, thoracic and mediastinal disorders	Bronchospasm	Male	396	62,7	0	0,0	363	58,1	0	0,0	NE			NE	NE	NE		NE	NE	NE	NE		NE	NE	NE	NE	NE	NE		NE	NE	NE
Respiratory, thoracic and mediastinal disorders	Bronchospasm	Female	236	37,3	0	0,0	262	41,9	1	0,4		*	Quasi-complete separation of data points detected.				*	ERROR: Error in computing the link function, its derivatives, or the variance function.			0,00		Algorithm converged.	0,00	NE	0,3426		>999.99		Algorithm converged.	0,00	NE
Respiratory, thoracic and mediastinal disorders	Chronic obstructive pulmonary disease	Male	396	62,7	2	0,5	363	58,1	0	0,0		*	Quasi-complete separation of data points detected.				*	WARNING: Negative of Hessian not positive definite.			NE		Algorithm converged.	NE	NE	0,1754	1,0000	NE		Algorithm converged.	NE	NE
Respiratory, thoracic and mediastinal disorders	Chronic obstructive pulmonary disease	Female	236	37,3	1	0,4	262	41,9	0	0,0		*	Quasi-complete separation of data points detected.				*	WARNING: Negative of Hessian not positive definite.			NE		Algorithm converged.	NE	NE	0,2920		NE		Algorithm converged.	NE	NE
Respiratory, thoracic and mediastinal disorders	Cough	Male	396	62,7	3	0,8	363	58,1	2	0,6	1,38		Convergence criterion (GCONV=1E-8) satisfied.	0,23	8,29	0,002		Algorithm converged.	-0,009	0,014	1,37		Algorithm converged.	0,23	8,18	0,7254	0,7513	0,73		Algorithm converged.	0,12	4,33
Respiratory, thoracic and mediastinal disorders	Cough	Female	236	37,3	2	0,8	262	41,9	1	0,4	2,23		Convergence criterion (GCONV=1E-8) satisfied.	0,20	24,76	0,005		Algorithm converged.	-0,009	0,019	2,22		Algorithm converged.	0,20	24,33	0,5028		0,45		Algorithm converged.	0,04	4,93
Respiratory, thoracic and mediastinal disorders	Dyspnoea	Male	396	62,7	2	0,5	363	58,1	1	0,3	1,84		Convergence criterion (GCONV=1E-8) satisfied.	0,17	20,35	0,002		Algorithm converged.	-0,007	0,011	1,83		Algorithm converged.	0,17	20,13	0,6148	0,4776	0,55		Algorithm converged.	0,05	5,99
Respiratory, thoracic and mediastinal disorders	Dyspnoea	Female	236	37,3	1	0,4	262	41,9	2	0,8	0,55		Convergence criterion (GCONV=1E-8) satisfied.	0,05	6,14	-0,003		Algorithm converged.	-0,017	0,010	0,56		Algorithm converged.	0,05	6,08	0,6251		1,80		Algorithm converged.	0,16	19,74
Respiratory, thoracic and mediastinal disorders	Dyspnoea exertional	Male	396	62,7	2	0,5	363	58,1	0	0,0		*	Quasi-complete separation of data points detected.				*	WARNING: Negative of Hessian not positive definite.			NE		Algorithm converged.	NE	NE	0,1754	NE	NE		Algorithm converged.	NE	NE
Respiratory, thoracic and mediastinal disorders	Dyspnoea exertional	Female	236	37,3	0	0,0	262	41,9	0	0,0	NE			NE	NE	NE		NE	NE	NE	NE		NE	NE	NE	NE		NE		NE	NE	NE
Respiratory, thoracic and mediastinal disorders	Epistaxis	Male	396	62,7	1	0,3	363	58,1	0	0,0		*	Quasi-complete separation of data points detected.				*	WARNING: The relative Hessian convergence criterion of 50.428711952 is greater than the limit of 0.0001. The convergence is questionable.			NE		Algorithm converged.	NE	NE	0,3384	NE	NE		Algorithm converged.	NE	NE
Respiratory, thoracic and mediastinal disorders	Epistaxis	Female	236	37,3	0	0,0	262	41,9	0	0,0	NE			NE	NE	NE		NE	NE	NE	NE		NE	NE	NE	NE		NE		NE	NE	NE
Respiratory, thoracic and mediastinal disorders	Hypoxia	Male	396	62,7	1	0,3	363	58,1	0	0,0		*	Quasi-complete separation of data points detected.				*	WARNING: The relative Hessian convergence criterion of 50.428711952 is greater than the limit of 0.0001. The convergence is questionable.			NE		Algorithm converged.	NE	NE	0,3384	1,0000	NE		Algorithm converged.	NE	NE
Respiratory, thoracic and mediastinal disorders	Hypoxia	Female	236	37,3	1	0,4	262	41,9	0	0,0		*	Quasi-complete separation of data points detected.				*	WARNING: Negative of Hessian not positive definite.			NE		Algorithm converged.	NE	NE	0,2920		NE		Algorithm converged.	NE	NE
Respiratory, thoracic and mediastinal disorders	Laryngeal oedema	Male	396	62,7	1	0,3	363	58,1	0	0,0		*	Quasi-complete separation of data points detected.				*	WARNING: The relative Hessian convergence criterion of 53.68217724 is greater than the limit of 0.0001. The convergence is questionable.			NE		Algorithm converged.	NE	NE	0,3384	NE	NE		Algorithm converged.	NE	NE
Respiratory, thoracic and mediastinal disorders	Laryngeal oedema	Female	236	37,3	0	0,0	262	41,9	0	0,0	NE			NE	NE	NE		NE	NE	NE	NE		NE	NE	NE	NE		NE		NE	NE	NE
Respiratory, thoracic and mediastinal disorders	Lower respiratory tract congestion	Male	396	62,7	0	0,0	363	58,1	1	0,3		*	Quasi-complete separation of data points detected.				*	WARNING: Negative of Hessian not positive definite.			0,00		Algorithm converged.	0,00	NE	0,2963	NE	>999.99		Algorithm converged.	0,00	NE
Respiratory, thoracic and mediastinal disorders	Lower respiratory tract congestion	Female	236	37,3	0	0,0	262	41,9	0	0,0	NE			NE	NE	NE		NE	NE	NE	NE		NE	NE	NE	NE		NE		NE	NE	NE
Respiratory, thoracic and mediastinal disorders	Lung disorder	Male	396	62,7	1	0,3	363	58,1	0	0,0		*	Quasi-complete separation of data points detected.				*	WARNING: The relative Hessian convergence criterion of 52.004609201 is greater than the limit of 0.0001. The convergence is questionable.			NE		Algorithm converged.	NE	NE	0,3384	NE	NE		Algorithm converged.	NE	NE
Respiratory, thoracic and mediastinal disorders	Lung disorder	Female	236	37,3	0	0,0	262	41,9	0	0,0	NE			NE	NE	NE		NE	NE	NE	NE		NE	NE	NE	NE		NE		NE	NE	NE
Respiratory, thoracic and mediastinal disorders	Nasal congestion	Male	396	62,7	1	0,3	363	58,1	0	0,0		*	Quasi-complete separation of data points detected.				*	WARNING: The relative Hessian convergence criterion of 52.004609201 is greater than the limit of 0.0001. The convergence is questionable.			NE		Algorithm converged.	NE	NE	0,3384	NE	NE		Algorithm converged.	NE	NE
Respiratory, thoracic and mediastinal disorders	Nasal congestion	Female	236	37,3	0	0,0	262	41,9	0	0,0	NE			NE	NE	NE		NE	NE	NE	NE		NE	NE	NE	NE		NE		NE	NE	NE
Respiratory, thoracic and mediastinal disorders	Pleural effusion	Male	396	62,7	2	0,5	363	58,1	0	0,0		*	Quasi-complete separation of data points detected.				*	WARNING: Negative of Hessian not positive definite.			NE		Algorithm converged.	NE	NE	0,1754	0,0587	NE		Algorithm converged.	NE	NE
Respiratory, thoracic and mediastinal disorders	Pleural effusion	Female	236	37,3	0	0,0	262	41,9	1	0,4		*	Quasi-complete separation of data points detected.				*	ERROR: Error in computing the link function, its derivatives, or the variance function.			0,00		Algorithm converged.	0,00	NE	0,3426		>999.99		Algorithm converged.	0,00	NE
Respiratory, thoracic and mediastinal disorders	Pleuritic pain	Male	396	62,7	0	0,0	363	58,1	1	0,3		*	Quasi-complete separation of data points detected.				*	WARNING: Negative of Hessian not positive definite.			0,00		Algorithm converged.	0,00	NE	0,2963	NE	>999.99		Algorithm converged.	0,00	NE
Respiratory, thoracic and mediastinal disorders	Pleuritic pain	Female	236	37,3	0	0,0	262	41,9	0	0,0	NE			NE	NE	NE		NE	NE	NE	NE		NE	NE	NE	NE		NE		NE	NE	NE
Respiratory, thoracic and mediastinal disorders	Rhinitis allergic	Male	396	62,7	1	0,3	363	58,1	0	0,0		*	Quasi-complete separation of data points detected.				*	WARNING: The relative Hessian convergence criterion of 50.428711952 is greater than the limit of 0.0001. The convergence is questionable.			NE		Algorithm converged.	NE	NE	0,3384	NE	NE		Algorithm converged.	NE	NE
Respiratory, thoracic and mediastinal disorders	Rhinitis allergic	Female	236	37,3	0	0,0	262	41,9	0	0,0	NE			NE	NE	NE		NE	NE	NE	NE		NE	NE	NE	NE		NE		NE	NE	NE
Respiratory, thoracic and mediastinal disorders	Tachypnoea	Male	396	62,7	1	0,3	363	58,1	0	0,0		*	Quasi-complete separation of data points detected.				*	WARNING: The relative Hessian convergence criterion of 50.428711952 is greater than the limit of 0.0001. The convergence is questionable.			NE		Algorithm converged.	NE	NE	0,3384	NE	NE		Algorithm converged.	NE	NE
Respiratory, thoracic and mediastinal disorders	Tachypnoea	Female	236	37,3	0	0,0	262	41,9	0	0,0	NE			NE	NE	NE		NE	NE	NE	NE		NE	NE	NE	NE		NE		NE	NE	NE
Respiratory, thoracic and mediastinal disorders	Upper respiratory tract inflammation	Male	396	62,7	1	0,3	363	58,1	0	0,0		*	Quasi-complete separation of data points detected.				*	WARNING: The relative Hessian convergence criterion of 50.428711952 is greater than the limit of 0.0001. The convergence is questionable.			NE		Algorithm converged.	NE	NE	0,3384	0,1076	NE		Algorithm converged.	NE	NE
Respiratory, thoracic and mediastinal disorders	Upper respiratory tract inflammation	Female	236	37,3	0	0,0	262	41,9	1	0,4		*	Quasi-complete separation of data points detected.				*	ERROR: Error in computing the link function, its derivatives, or the variance function.			0,00		Algorithm converged.	0,00	NE	0,3426		>999.99		Algorithm converged.	0,00	NE
Skin and subcutaneous tissue disorders		Male	396	62,7	6	1,5	363	58,1	7	1,9	0,78		Convergence criterion (GCONV=1E-8) satisfied.	0,26	2,35	-0,004		Algorithm converged.	-0,023	0,014	0,79		Algorithm converged.	0,27	2,32	0,6614	0,9507	1,27		Algorithm converged.	0,43	3,75
Skin and subcutaneous tissue disorders		Female	236	37,3	3	1,3	262	41,9	4	1,5	0,83		Convergence criterion (GCONV=1E-8) satisfied.	0,18	3,75	-0,003		Algorithm converged.	-0,023	0,018	0,83		Algorithm converged.	0,19	3,68	0,8091		1,20		Algorithm converged.	0,27	5,31
Skin and subcutaneous tissue disorders	Alopecia	Male	396	62,7	0	0,0	363	58,1	0	0,0	NE			NE	NE	NE		NE	NE	NE	NE		NE	NE	NE	NE	NE	NE		NE	NE	NE
Skin and subcutaneous tissue disorders	Alopecia	Female	236	37,3	1	0,4	262	41,9	0	0,0		*	Quasi-complete separation of data points detected.				*	WARNING: Negative of Hessian not positive definite.			NE		Algorithm converged.	NE	NE	0,2920		NE		Algorithm converged.	NE	NE
Skin and subcutaneous tissue disorders	Angioedema	Male	396	62,7	0	0,0	363	58,1	1	0,3		*	Quasi-complete separation of data points detected.				*	WARNING: Negative of Hessian not positive definite.			0,00		Algorithm converged.	0,00	NE	0,2963	NE	>999.99		Algorithm converged.	0,00	NE
Skin and subcutaneous tissue disorders	Angioedema	Female	236	37,3	0	0,0	262	41,9	0	0,0	NE			NE	NE	NE		NE	NE	NE	NE		NE	NE	NE	NE		NE		NE	NE	NE
Skin and subcutaneous tissue disorders	Blister	Male	396	62,7	1	0,3	363	58,1	1	0,3	0,92		Convergence criterion (GCONV=1E-8) satisfied.	0,06	14,71	0,000		Algorithm converged.	-0,008	0,007	0,92		Algorithm converged.	0,06	14,60	0,9509	0,2771	1,09		Algorithm converged.	0,07	17,38
Skin and subcutaneous tissue disorders	Blister	Female	236	37,3	1	0,4	262	41,9	0	0,0		*	Quasi-complete separation of data points detected.				*	WARNING: Negative of Hessian not positive definite.			NE		Algorithm converged.	NE	NE	0,2920		NE		Algorithm converged.	NE	NE
Skin and subcutaneous tissue disorders	Dermatitis contact	Male	396	62,7	2	0,5	363	58,1	0	0,0		*	Quasi-complete separation of data points detected.				*	WARNING: Negative of Hessian not positive definite.			NE		Algorithm converged.	NE	NE	0,1754	0,0587	NE		Algorithm converged.	NE	NE
Skin and subcutaneous tissue disorders	Dermatitis contact	Female	236	37,3	0	0,0	262	41,9	1	0,4		*	Quasi-complete separation of data points detected.				*	ERROR: Error in computing the link function, its derivatives, or the variance function.			0,00		Algorithm converged.	0,00	NE	0,3426		>999.99		Algorithm converged.	0,00	NE
Skin and subcutaneous tissue disorders	Diabetic foot	Male	396	62,7	1	0,3	363	58,1	3	0,8	0,30		Convergence criterion (GCONV=1E-8) satisfied.	0,03	2,93	-0,006		Algorithm converged.	-0,016	0,005	0,31		Algorithm converged.	0,03	2,92	0,2756	0,5102	3,27		Algorithm converged.	0,34	31,32
Skin and subcutaneous tissue disorders	Diabetic foot	Female	236	37,3	0	0,0	262	41,9	1	0,4		*	Quasi-complete separation of data points detected.				*	ERROR: Error in computing the link function, its derivatives, or the variance function.			0,00		Algorithm converged.	0,00	NE	0,3426		>999.99		Algorithm converged.	0,00	NE
Skin and subcutaneous tissue disorders	Lichen sclerosus	Male	396	62,7	0	0,0	363	58,1	0	0,0	NE			NE	NE	NE		NE	NE	NE	NE		NE	NE	NE	NE	NE	NE		NE	NE	NE
Skin and subcutaneous tissue disorders	Lichen sclerosus	Female	236	37,3	0	0,0	262	41,9	1	0,4		*	Quasi-complete separation of data points detected.				*	ERROR: Error in computing the link function, its derivatives, or the variance function.			0,00		Algorithm converged.	0,00	NE	0,3426		>999.99		Algorithm converged.	0,00	NE
Skin and subcutaneous tissue disorders	Pruritus	Male	396	62,7	0	0,0	363	58,1	1	0,3		*	Quasi-complete separation of data points detected.				*	WARNING: Negative of Hessian not positive definite.			0,00		Algorithm converged.	0,00	NE	0,2963	0,3766	>999.99		Algorithm converged.	0,00	NE
Skin and subcutaneous tissue disorders	Pruritus	Female	236	37,3	1	0,4	262	41,9	2	0,8	0,55		Convergence criterion (GCONV=1E-8) satisfied.	0,05	6,14	-0,003		Algorithm converged.	-0,017	0,010	0,56		Algorithm converged.	0,05	6,08	0,6251		1,80		Algorithm converged.	0,16	19,74
Skin and subcutaneous tissue disorders	Rash	Male	396	62,7	0	0,0	363	58,1	1	0,3		*	Quasi-complete separation of data points detected.				*	WARNING: Negative of Hessian not positive definite.			0,00		Algorithm converged.	0,00	NE	0,2963	NE	>999.99		Algorithm converged.	0,00	NE

Skin and subcutaneous tissue disorders	Rash	Female	236	37,3	0	0,0	262	41,9	0	0,0	NE				NE	NE	NE		NE	NE	NE	NE		NE	NE	NE	NE		NE		NE	NE					
Skin and subcutaneous tissue disorders	Rash erythematous	Male	396	62,7	0	0,0	363	58,1	0	0,0	NE				NE	NE	NE		NE	NE	NE	NE		NE	NE	NE	NE	NE	NE		NE	NE					
Skin and subcutaneous tissue disorders	Rash erythematous	Female	236	37,3	0	0,0	262	41,9	1	0,4		*	Quasi-complete separation of data points detected.					*	ERROR: Error in computing the link function, its derivatives, or the variance function.			0,00	Algorithm converged.	0,00	NE	0,3424		>999,99	Algorithm converged.	0,00	NE					
Skin and subcutaneous tissue disorders	Rosacea	Male	396	62,7	1	0,3	363	58,1	0	0,0		*	Quasi-complete separation of data points detected.					*	WARNING: The relative Hessian convergence criterion of 50.428711952 is greater than the limit of 0.0001. The convergence is questionable.			NE	Algorithm converged.	NE	NE	0,3384	NE	NE	Algorithm converged.	NE	NE					
Skin and subcutaneous tissue disorders	Rosacea	Female	236	37,3	0	0,0	262	41,9	0	0,0	NE				NE	NE	NE		NE	NE	NE	NE		NE	NE	NE	NE		NE		NE	NE					
Skin and subcutaneous tissue disorders	Skin ulcer	Male	396	62,7	1	0,3	363	58,1	1	0,3	0,92		Convergence criterion (GCONV=1E-8) satisfied.	0,06	14,71	0,000			Algorithm converged.	-0,008	0,007	0,92	Algorithm converged.	0,06	14,60	0,9503	0,3360	1,09	Algorithm converged.	0,07	17,38					
Skin and subcutaneous tissue disorders	Skin ulcer	Female	236	37,3	0	0,0	262	41,9	1	0,4		*	Quasi-complete separation of data points detected.					*	ERROR: Error in computing the link function, its derivatives, or the variance function.			0,00	Algorithm converged.	0,00	NE	0,3424		>999,99	Algorithm converged.	0,00	NE					
Surgical and medical procedures		Male	396	62,7	1	0,3	363	58,1	0	0,0		*	Quasi-complete separation of data points detected.					*	WARNING: The relative Hessian convergence criterion of 53.68217724 is greater than the limit of 0.0001. The convergence is questionable.			NE	Algorithm converged.	NE	NE	0,3384	NE	NE	Algorithm converged.	NE	NE					
Surgical and medical procedures		Female	236	37,3	0	0,0	262	41,9	0	0,0	NE				NE	NE	NE		NE	NE	NE	NE		NE	NE	NE	NE		NE		NE	NE					
Surgical and medical procedures	Arthrodesis	Male	396	62,7	1	0,3	363	58,1	0	0,0		*	Quasi-complete separation of data points detected.					*	WARNING: The relative Hessian convergence criterion of 53.68217724 is greater than the limit of 0.0001. The convergence is questionable.			NE	Algorithm converged.	NE	NE	0,3384	NE	NE	Algorithm converged.	NE	NE					
Surgical and medical procedures	Arthrodesis	Female	236	37,3	0	0,0	262	41,9	0	0,0	NE				NE	NE	NE		NE	NE	NE	NE		NE	NE	NE	NE		NE		NE	NE					
Vascular disorders		Male	396	62,7	22	5,6	363	58,1	11	3,0	1,88		Convergence criterion (GCONV=1E-8) satisfied.	0,90	3,94	0,025			Algorithm converged.	-0,003	0,004	1,83	Algorithm converged.	0,90	3,73	0,0886	0,2143	0,55	Algorithm converged.	0,27	1,13					
Vascular disorders		Female	236	37,3	0	0,0	262	41,9	11	4,2	0,90		Convergence criterion (GCONV=1E-8) satisfied.	0,37	2,22	-0,004			Algorithm converged.	-0,038	0,031	0,91	Algorithm converged.	0,38	2,15	0,8272		1,10	Algorithm converged.	0,46	2,61					
Vascular disorders	Aortic stenosis	Male	396	62,7	1	0,3	363	58,1	0	0,0		*	Quasi-complete separation of data points detected.					*	WARNING: The relative Hessian convergence criterion of 50.428711952 is greater than the limit of 0.0001. The convergence is questionable.			NE	Algorithm converged.	NE	NE	0,3384	NE	NE	Algorithm converged.	NE	NE					
Vascular disorders	Aortic stenosis	Female	236	37,3	0	0,0	262	41,9	0	0,0	NE				NE	NE	NE		NE	NE	NE	NE		NE	NE	NE	NE		NE		NE	NE					
Vascular disorders	Arterial occlusive disease	Male	396	62,7	1	0,3	363	58,1	0	0,0		*	Quasi-complete separation of data points detected.					*	WARNING: The relative Hessian convergence criterion of 50.428711952 is greater than the limit of 0.0001. The convergence is questionable.			NE	Algorithm converged.	NE	NE	0,3384	NE	NE	Algorithm converged.	NE	NE					
Vascular disorders	Arterial occlusive disease	Female	236	37,3	0	0,0	262	41,9	0	0,0	NE				NE	NE	NE		NE	NE	NE	NE		NE	NE	NE	NE		NE		NE	NE					
Vascular disorders	Arteriosclerosis	Male	396	62,7	2	0,5	363	58,1	0	0,0		*	Quasi-complete separation of data points detected.					*	WARNING: Negative of Hessian not positive definite.			NE	Algorithm converged.	NE	NE	0,1794	NE	NE	Algorithm converged.	NE	NE					
Vascular disorders	Arteriosclerosis	Female	236	37,3	0	0,0	262	41,9	0	0,0	NE				NE	NE	NE		NE	NE	NE	NE		NE	NE	NE	NE		NE		NE	NE					
Vascular disorders	Blood pressure fluctuation	Male	396	62,7	0	0,0	363	58,1	1	0,3		*	Quasi-complete separation of data points detected.					*	WARNING: Negative of Hessian not positive definite.			0,00	Algorithm converged.	0,00	NE	0,2963	0,0432	>999,99	Algorithm converged.	0,00	NE					
Vascular disorders	Blood pressure fluctuation	Female	236	37,3	0	0,0	262	41,9	0	0,0		*	Quasi-complete separation of data points detected.					*	WARNING: Negative of Hessian not positive definite.			NE	Algorithm converged.	NE	NE	0,1398		NE	Algorithm converged.	NE	NE					
Vascular disorders	Blood pressure inadequately controlled	Male	396	62,7	0	0,0	363	58,1	0	0,0	NE				NE	NE	NE		NE	NE	NE	NE		NE	NE	NE	NE	NE	NE		NE	NE					
Vascular disorders	Blood pressure inadequately controlled	Female	236	37,3	0	0,0	262	41,9	1	0,4		*	Quasi-complete separation of data points detected.					*	ERROR: Error in computing the link function, its derivatives, or the variance function.			0,00	Algorithm converged.	0,00	NE	0,3424		>999,99	Algorithm converged.	0,00	NE					
Vascular disorders	Deep vein thrombosis	Male	396	62,7	0	0,0	363	58,1	1	0,3		*	Quasi-complete separation of data points detected.					*	WARNING: Negative of Hessian not positive definite.			0,00	Algorithm converged.	0,00	NE	0,2963	0,0847	>999,99	Algorithm converged.	0,00	NE					
Vascular disorders	Deep vein thrombosis	Female	236	37,3	1	0,4	262	41,9	0	0,0		*	Quasi-complete separation of data points detected.					*	WARNING: Negative of Hessian not positive definite.			NE	Algorithm converged.	NE	NE	0,2920		NE	Algorithm converged.	NE	NE					
Vascular disorders	Haematoma	Male	396	62,7	0	0,0	363	58,1	1	0,3		*	Quasi-complete separation of data points detected.					*	WARNING: Negative of Hessian not positive definite.			0,00	Algorithm converged.	0,00	NE	0,2963	1,0000	>999,99	Algorithm converged.	0,00	NE					
Vascular disorders	Haematoma	Female	236	37,3	0	0,0	262	41,9	1	0,4		*	Quasi-complete separation of data points detected.					*	ERROR: Error in computing the link function, its derivatives, or the variance function.			0,00	Algorithm converged.	0,00	NE	0,3424		>999,99	Algorithm converged.	0,00	NE					
Vascular disorders	Hyperaemia	Male	396	62,7	1	0,3	363	58,1	0	0,0		*	Quasi-complete separation of data points detected.					*	WARNING: The relative Hessian convergence criterion of 52.004609201 is greater than the limit of 0.0001. The convergence is questionable.			NE	Algorithm converged.	NE	NE	0,3384	NE	NE	Algorithm converged.	NE	NE					
Vascular disorders	Hyperaemia	Female	236	37,3	0	0,0	262	41,9	0	0,0	NE				NE	NE	NE		NE	NE	NE	NE		NE	NE	NE	NE		NE		NE	NE					
Vascular disorders	Hypertension	Male	396	62,7	14	3,5	363	58,1	6	1,7	2,18		Convergence criterion (GCONV=1E-8) satisfied.	0,83	3,74	0,019			Algorithm converged.	-0,004	0,041	2,14	Algorithm converged.	0,83	5,51	0,1060	0,1126	0,47	Algorithm converged.	0,18	1,20					
Vascular disorders	Hypertension	Female	236	37,3	6	1,7	262	41,9	7	2,7	0,63		Convergence criterion (GCONV=1E-8) satisfied.	0,18	2,17	-0,010			Algorithm converged.	-0,035	0,018	0,63	Algorithm converged.	0,19	2,14	0,4584		1,58	Algorithm converged.	0,47	3,32					
Vascular disorders	Hypertensive urgency	Male	396	62,7	0	0,0	363	58,1	1	0,3		*	Quasi-complete separation of data points detected.					*	WARNING: Negative of Hessian not positive definite.			0,00	Algorithm converged.	0,00	NE	0,2963	0,0847	>999,99	Algorithm converged.	0,00	NE					
Vascular disorders	Hypertensive urgency	Female	236	37,3	0	0,0	262	41,9	0	0,0		*	Quasi-complete separation of data points detected.					*	WARNING: Negative of Hessian not positive definite.			NE	Algorithm converged.	NE	NE	0,2920		NE	Algorithm converged.	NE	NE					
Vascular disorders	Hypotension	Male	396	62,7	4	1,0	363	58,1	0	0,0		*	Quasi-complete separation of data points detected.					*	WARNING: Negative of Hessian not positive definite.			NE	Algorithm converged.	NE	NE	0,0550	0,0417	NE	Algorithm converged.	NE	NE					
Vascular disorders	Hypotension	Female	236	37,3	1	0,4	262	41,9	2	0,8	0,53		Convergence criterion (GCONV=1E-8) satisfied.	0,05	6,14	-0,003			Algorithm converged.	-0,017	0,010	0,54	Algorithm converged.	0,05	6,08	0,4253		1,80	Algorithm converged.	0,16	13,74					
Vascular disorders	Orthostatic hypotension	Male	396	62,7	0	0,0	363	58,1	1	0,3		*	Quasi-complete separation of data points detected.					*	WARNING: Negative of Hessian not positive definite.			0,00	Algorithm converged.	0,00	NE	0,2963	NE	>999,99	Algorithm converged.	0,00	NE					
Vascular disorders	Orthostatic hypotension	Female	236	37,3	0	0,0	262	41,9	0	0,0	NE				NE	NE	NE		NE	NE	NE	NE		NE	NE	NE	NE		NE		NE	NE					
Vascular disorders	Peripheral arterial occlusive disease	Male	396	62,7	1	0,3	363	58,1	0	0,0		*	Quasi-complete separation of data points detected.					*	WARNING: The relative Hessian convergence criterion of 53.68217724 is greater than the limit of 0.0001. The convergence is questionable.			NE	Algorithm converged.	NE	NE	0,3384	NE	NE	Algorithm converged.	NE	NE					
Vascular disorders	Peripheral arterial occlusive disease	Female	236	37,3	0	0,0	262	41,9	0	0,0	NE				NE	NE	NE		NE	NE	NE	NE		NE	NE	NE	NE		NE		NE	NE					
Vascular disorders	Peripheral artery occlusion	Male	396	62,7	0	0,0	363	58,1	0	0,0	NE				NE	NE	NE		NE	NE	NE	NE		NE	NE	NE	NE	NE	NE		NE	NE					
Vascular disorders	Peripheral artery occlusion	Female	236	37,3	0	0,0	262	41,9	1	0,4		*	Quasi-complete separation of data points detected.					*	ERROR: Error in computing the link function, its derivatives, or the variance function.			0,00	Algorithm converged.	0,00	NE	0,3424		>999,99	Algorithm converged.	0,00	NE					
Vascular disorders	Peripheral artery stenosis	Male	396	62,7	0	0,0	363	58,1	0	0,0	NE				NE	NE	NE		NE	NE	NE	NE		NE	NE	NE	NE	NE	NE		NE	NE					
Vascular disorders	Peripheral artery stenosis	Female	236	37,3	0	0,0	262	41,9	1	0,4		*	Quasi-complete separation of data points detected.					*	ERROR: Error in computing the link function, its derivatives, or the variance function.			0,00	Algorithm converged.	0,00	NE	0,3424		>999,99	Algorithm converged.	0,00	NE					
Vascular disorders	Poor peripheral circulation	Male	396	62,7	1	0,3	363	58,1	0	0,0		*	Quasi-complete separation of data points detected.					*	WARNING: The relative Hessian convergence criterion of 50.428711952 is greater than the limit of 0.0001. The convergence is questionable.			NE	Algorithm converged.	NE	NE	0,3384	NE	NE	Algorithm converged.	NE	NE					
Vascular disorders	Poor peripheral circulation	Female	236	37,3	0	0,0	262	41,9	0	0,0	NE				NE	NE	NE		NE	NE	NE	NE		NE	NE	NE	NE		NE		NE	NE					
Vascular disorders	Thrombophlebitis	Male	396	62,7	0	0,0	363	58,1	0	0,0	NE				NE	NE	NE		NE	NE	NE	NE		NE	NE	NE	NE	NE	NE		NE	NE					
Vascular disorders	Thrombophlebitis	Female	236	37,3	0	0,0	262	41,9	1	0,4		*	Quasi-complete separation of data points detected.					*	ERROR: Error in computing the link function, its derivatives, or the variance function.			0,00	Algorithm converged.	0,00	NE	0,3424		>999,99	Algorithm converged.	0,00	NE					

Includes AEs with onset up to Day 405 (last day of Week 56 analysis visit window).
Only AEs of highest severity are counted.
Test for interaction based on RR (Log-binomial regression)
* indicates convergence problem. Result is uninterpretable.
Clinical cut-off: YOSEMITE 01NOV2021 and RAINE 28OCT2021

Program: root/clinical_studies/RO6867461/CST70122/share/ACE_pool_DME_CSR_Final/prod/program/t_ae_raw_soc.sas
Output: root/clinical_studies/RO6867461/CST70122/share/ACE_pool_DME_CSR_Final/prod/output_saf_hc/t_ae_raw_soc_ag_WMODAE_AEW56_SEBC_OCTNOV2021_DME.xls
11AUG2022 18:43

POPULATION: Safety-Evaluable Population B vs. C
ENDPOINT: Moderate AEs through Week 56
MODEL: Unstratified analysis
STUDY: GA40349 & GA40398
Dichotomous Analysis by Subgroups (Safety)

Age

			Ranibizumab (PT) (N=632)				Aflibercept (N=625)				Ranibizumab (PT) vs. Aflibercept												Aflibercept vs. Ranibizumab (PT)			
			Patients		Patients with Event		Patients		Patients with Event		Odds Ratio				Absolute Risk Difference				Relative Risk				Relative Risk			
MedDRA System Organ Class	MedDRA Preferred Term	Level	n	%	n	%	n	%	n	%		Convergence Reason	95% Lower CL	95% Upper CL		Convergence Reason	95% Lower CL	95% Upper CL		Convergence Reason	95% Lower CL	95% Upper CL	p-value (Cochran-Mantel-Haenszel)	Interaction Test p-value (likelihood ratio)		Convergence Reason	95% Lower CL	95% Upper CL
Blood and lymphatic system disorders		< 65 years	352	55,7	2	0,6	362	57,9	6	1,7	0,34	Convergence criterion (GCONV=1E-8) satisfied.	0,07	1,69	-0,011	Algorithm converged.	-0,026	0,004	0,34	Algorithm converged.	0,07	1,69	0,1671	0,9371	2,92	Algorithm converged.	0,59	14,36
Blood and lymphatic system disorders		>= 65 years	280	44,3	2	0,7	263	42,1	6	2,3	0,31	Convergence criterion (GCONV=1E-8) satisfied.	0,06	1,54	-0,016	Algorithm converged.	-0,036	0,005	0,31	Algorithm converged.	0,06	1,54	0,1302		3,10	Algorithm converged.	0,65	15,68
Blood and lymphatic system disorders	Anaemia	< 65 years	352	55,7	1	0,3	362	57,9	3	0,8	0,34	Convergence criterion (GCONV=1E-8) satisfied.	0,04	3,23	-0,005	Algorithm converged.	-0,016	0,005	0,34	Algorithm converged.	0,04	3,28	0,3300	0,9558	2,92	Algorithm converged.	0,30	27,91
Blood and lymphatic system disorders	Anaemia	>= 65 years	280	44,3	1	0,4	263	42,1	3	1,1	0,31	Convergence criterion (GCONV=1E-8) satisfied.	0,03	3,01	-0,008	Algorithm converged.	-0,022	0,007	0,31	Algorithm converged.	0,03	2,99	0,2864		3,19	Algorithm converged.	0,33	30,51
Blood and lymphatic system disorders	Anaemia of chronic disease	< 65 years	352	55,7	0	0,0	362	57,9	1	0,3		Quasi-complete separation of data points detected.				ERROR: Error in computing the link function, its derivatives, or the variance function.			0,00	Algorithm converged.	0,00	NE	0,3241	NE	>999,99	Algorithm converged.	0,00	NE
Blood and lymphatic system disorders	Anaemia of chronic disease	>= 65 years	280	44,3	0	0,0	263	42,1	0	0,0	NE		NE	NE	NE	NE	NE	NE	NE	NE	NE	NE	NE		NE	NE	NE	NE
Blood and lymphatic system disorders	Iron deficiency anaemia	< 65 years	352	55,7	0	0,0	362	57,9	0	0,0	NE		NE	NE	NE	NE	NE	NE	NE	NE	NE	NE	NE	NE	NE	NE	NE	NE
Blood and lymphatic system disorders	Iron deficiency anaemia	>= 65 years	280	44,3	0	0,0	263	42,1	2	0,8		Quasi-complete separation of data points detected.				ERROR: The mean parameter is either invalid or at a limit of its range for some observations.			0,00	Algorithm converged.	0,00	NE	0,1461		>999,99	Algorithm converged.	0,00	NE
Blood and lymphatic system disorders	Microcytic anaemia	< 65 years	352	55,7	0	0,0	362	57,9	0	0,0	NE		NE	NE	NE	NE	NE	NE	NE	NE	NE	NE	NE	1,0000	NE	NE	NE	NE
Blood and lymphatic system disorders	Microcytic anaemia	>= 65 years	280	44,3	1	0,4	263	42,1	1	0,4	0,94	Convergence criterion (GCONV=1E-8) satisfied.	0,06	15,09	0,000	Algorithm converged.	-0,010	0,010	0,94	Algorithm converged.	0,06	14,94	0,9648		1,06	Algorithm converged.	0,07	16,93
Blood and lymphatic system disorders	Nephrogenic anaemia	< 65 years	352	55,7	0	0,0	362	57,9	1	0,3		Quasi-complete separation of data points detected.				ERROR: Error in computing the link function, its derivatives, or the variance function.			0,00	Algorithm converged.	0,00	NE	0,3241	NE	>999,99	Algorithm converged.	0,00	NE
Blood and lymphatic system disorders	Nephrogenic anaemia	>= 65 years	280	44,3	0	0,0	263	42,1	0	0,0	NE		NE	NE	NE	NE	NE	NE	NE	NE	NE	NE	NE		NE	NE	NE	NE
Blood and lymphatic system disorders	Neutrophilia	< 65 years	352	55,7	0	0,0	362	57,9	1	0,3		Quasi-complete separation of data points detected.				ERROR: Error in computing the link function, its derivatives, or the variance function.			0,00	Algorithm converged.	0,00	NE	0,3241	NE	>999,99	Algorithm converged.	0,00	NE
Blood and lymphatic system disorders	Neutrophilia	>= 65 years	280	44,3	0	0,0	263	42,1	0	0,0	NE		NE	NE	NE	NE	NE	NE	NE	NE	NE	NE	NE		NE	NE	NE	NE
Blood and lymphatic system disorders	Thrombocytopenia	< 65 years	352	55,7	1	0,3	362	57,9	0	0,0		Quasi-complete separation of data points detected.				WARNING: The relative Hessian convergence criterion of 52.7526894 is greater than the limit of 0.0001. The convergence is questionable.			NE	Algorithm converged.	NE	NE	0,3105	NE	NE	Algorithm converged.	NE	NE
Blood and lymphatic system disorders	Thrombocytopenia	>= 65 years	280	44,3	0	0,0	263	42,1	0	0,0	NE		NE	NE	NE	NE	NE	NE	NE	NE	NE	NE	NE		NE	NE	NE	NE
Cardiac disorders		< 65 years	352	55,7	6	1,7	362	57,9	9	2,5	0,66	Convergence criterion (GCONV=1E-8) satisfied.	0,24	1,93	-0,008	Algorithm converged.	-0,029	0,013	0,66	Algorithm converged.	0,25	1,91	0,4669	0,2272	1,40	Algorithm converged.	0,52	4,06
Cardiac disorders		>= 65 years	280	44,3	9	3,2	263	42,1	5	1,9	1,71	Convergence criterion (GCONV=1E-8) satisfied.	0,57	5,18	0,011	Algorithm converged.	-0,013	0,040	1,69	Algorithm converged.	0,57	4,98	0,3352		0,59	Algorithm converged.	0,20	1,74
Cardiac disorders	Acute myocardial infarction	< 65 years	352	55,7	0	0,0	362	57,9	1	0,3		Quasi-complete separation of data points detected.				ERROR: Error in computing the link function, its derivatives, or the variance function.			0,00	Algorithm converged.	0,00	NE	0,3241	NE	>999,99	Algorithm converged.	0,00	NE
Cardiac disorders	Acute myocardial infarction	>= 65 years	280	44,3	0	0,0	263	42,1	0	0,0	NE		NE	NE	NE	NE	NE	NE	NE	NE	NE	NE	NE		NE	NE	NE	NE
Cardiac disorders	Angina pectoris	< 65 years	352	55,7	0	0,0	362	57,9	1	0,3		Quasi-complete separation of data points detected.				ERROR: Error in computing the link function, its derivatives, or the variance function.			0,00	Algorithm converged.	0,00	NE	0,3241	0,2003	>999,99	Algorithm converged.	0,00	NE
Cardiac disorders	Angina pectoris	>= 65 years	280	44,3	2	0,7	263	42,1	1	0,4	1,98	Convergence criterion (GCONV=1E-8) satisfied.	0,17	20,93	0,000	Algorithm converged.	-0,009	0,014	1,98	Algorithm converged.	0,17	20,66	0,4000		0,29	Algorithm converged.	0,05	3,84
Cardiac disorders	Aortic valve stenosis	< 65 years	352	55,7	0	0,0	362	57,9	0	0,0	NE		NE	NE	NE	NE	NE	NE	NE	NE	NE	NE	NE	NE	NE	NE	NE	NE
Cardiac disorders	Aortic valve stenosis	>= 65 years	280	44,3	1	0,4	263	42,1	0	0,0		Quasi-complete separation of data points detected.				WARNING: Negative of Hessian not positive definite.			NE	Algorithm converged.	NE	NE	0,3325		NE	Algorithm converged.	NE	NE
Cardiac disorders	Arrhythmia	< 65 years	352	55,7	0	0,0	362	57,9	0	0,0	NE		NE	NE	NE	NE	NE	NE	NE	NE	NE	NE	NE	NE	NE	NE	NE	NE
Cardiac disorders	Arrhythmia	>= 65 years	280	44,3	2	0,7	263	42,1	0	0,0		Quasi-complete separation of data points detected.				WARNING: Negative of Hessian not positive definite.			NE	Algorithm converged.	NE	NE	0,1701		NE	Algorithm converged.	NE	NE
Cardiac disorders	Arteriosclerosis coronary artery	< 65 years	352	55,7	0	0,0	362	57,9	0	0,0	NE		NE	NE	NE	NE	NE	NE	NE	NE	NE	NE	NE	1,0000	NE	NE	NE	NE
Cardiac disorders	Arteriosclerosis coronary artery	>= 65 years	280	44,3	1	0,4	263	42,1	1	0,4	0,94	Convergence criterion (GCONV=1E-8) satisfied.	0,06	15,09	0,000	Algorithm converged.	-0,010	0,010	0,94	Algorithm converged.	0,06	14,94	0,9648		1,06	Algorithm converged.	0,07	16,93
Cardiac disorders	Atrial fibrillation	< 65 years	352	55,7	2	0,6	362	57,9	9	2,5	2,86	Convergence criterion (GCONV=1E-8) satisfied.	0,19	22,85	0,003	Algorithm converged.	-0,007	0,012	2,86	Algorithm converged.	0,19	22,58	0,5468	0,4251	0,45	Algorithm converged.	0,04	3,24
Cardiac disorders	Atrial fibrillation	>= 65 years	280	44,3	1	0,4	263	42,1	0	0,0		Quasi-complete separation of data points detected.				WARNING: Negative of Hessian not positive definite.			NE	Algorithm converged.	NE	NE	0,3325		NE	Algorithm converged.	NE	NE
Cardiac disorders	Bundle branch block right	< 65 years	352	55,7	0	0,0	362	57,9	0	0,0	NE		NE	NE	NE	NE	NE	NE	NE	NE	NE	NE	NE	NE	NE	NE	NE	NE
Cardiac disorders	Bundle branch block right	>= 65 years	280	44,3	1	0,4	263	42,1	0	0,0		Quasi-complete separation of data points detected.				WARNING: Negative of Hessian not positive definite.			NE	Algorithm converged.	NE	NE	0,3325		NE	Algorithm converged.	NE	NE
Cardiac disorders	Cardiac failure	< 65 years	352	55,7	0	0,0	362	57,9	2	0,6		Quasi-complete separation of data points detected.				ERROR: Error in computing the link function, its derivatives, or the variance function.			0,00	Algorithm converged.	0,00	NE	0,1629	0,2003	>999,99	Algorithm converged.	0,00	NE
Cardiac disorders	Cardiac failure	>= 65 years	280	44,3	1	0,4	263	42,1	3	1,1	0,94	Convergence criterion (GCONV=1E-8) satisfied.	0,06	15,09	0,000	Algorithm converged.	-0,010	0,010	0,94	Algorithm converged.	0,06	14,94	0,9648		1,06	Algorithm converged.	0,07	16,93
Cardiac disorders	Cardiac failure acute	< 65 years	352	55,7	0	0,0	362	57,9	0	0,0	NE		NE	NE	NE	NE	NE	NE	NE	NE	NE	NE	NE	NE	NE	NE	NE	NE
Cardiac disorders	Cardiac failure acute	>= 65 years	280	44,3	0	0,0	263	42,1	1	0,4		Quasi-complete separation of data points detected.				ERROR: The mean parameter is either invalid or at a limit of its range for some observations.			0,00	Algorithm converged.	0,00	NE	0,3022		>999,99	Algorithm converged.	0,00	NE
Cardiac disorders	Cardiac failure congestive	< 65 years	352	55,7	2	0,6	362	57,9	9	2,5	1,03	Convergence criterion (GCONV=1E-8) satisfied.	0,14	7,34	0,000	Algorithm converged.	-0,011	0,011	1,03	Algorithm converged.	0,15	7,26	0,9779	0,9582	0,97	Algorithm converged.	0,14	6,67
Cardiac disorders	Cardiac failure congestive	>= 65 years	280	44,3	1	0,4	263	42,1	3	1,1	0,94	Convergence criterion (GCONV=1E-8) satisfied.	0,06	15,09	0,000	Algorithm converged.	-0,010	0,010	0,94	Algorithm converged.	0,06	14,94	0,9648		1,06	Algorithm converged.	0,07	16,93
Cardiac disorders	Cardiomegaly	< 65 years	352	55,7	0	0,0	362	57,9	0	0,0	NE		NE	NE	NE	NE	NE	NE	NE	NE	NE	NE	NE	NE	NE	NE	NE	NE
Cardiac disorders	Cardiomegaly	>= 65 years	280	44,3	0	0,0	263	42,1	1	0,4		Quasi-complete separation of data points detected.				ERROR: The mean parameter is either invalid or at a limit of its range for some observations.			0,00	Algorithm converged.	0,00	NE	0,1641		>999,99	Algorithm converged.	0,00	NE
Cardiac disorders	Cardiomyopathy	< 65 years	352	55,7	0	0,0	362	57,9	0	0,0	NE		NE	NE	NE	NE	NE	NE	NE	NE	NE	NE	NE	NE	NE	NE	NE	NE
Cardiac disorders	Cardiomyopathy	>= 65 years	280	44,3	1	0,4	263	42,1	0	0,0		Quasi-complete separation of data points detected.				WARNING: Negative of Hessian not positive definite.			NE	Algorithm converged.	NE	NE	0,3325		NE	Algorithm converged.	NE	NE
Cardiac disorders	Congestive cardiomyopathy	< 65 years	352	55,7	0	0,0	362	57,9	0	0,0	NE		NE	NE	NE	NE	NE	NE	NE	NE	NE	NE	NE	NE	NE	NE	NE	NE
Cardiac disorders	Congestive cardiomyopathy	>= 65 years	280	44,3	0	0,0	263	42,1	0	0,0	NE		NE	NE	NE	NE	NE	NE	NE	NE	NE	NE	NE		NE	NE	NE	NE
Cardiac disorders	Coronary artery disease	< 65 years	352	55,7	1	0,3	362	57,9	1	0,3	1,03	Convergence criterion (GCONV=1E-8) satisfied.	0,06	16,50	0,000	Algorithm converged.	-0,008	0,008	1,03	Algorithm converged.	0,06	16,38	0,9840	0,3201	0,97	Algorithm converged.	0,06	15,49
Cardiac disorders	Coronary artery disease	>= 65 years	280	44,3	1	0,4	263	42,1	0	0,0		Quasi-complete separation of data points detected.				WARNING: Negative of Hessian not positive definite.			NE	Algorithm converged.	NE	NE	0,3325		NE	Algorithm converged.	NE	NE
Cardiac disorders	Coronary artery occlusion	< 65 years	352	55,7	0	0,0	362	57,9	1	0,3		Quasi-complete separation of data points detected.				ERROR: Error in computing the link function, its derivatives, or the variance function.			0,00	Algorithm converged.	0,00	NE	0,3241	NE	>999,99	Algorithm converged.	0,00	NE
Cardiac disorders	Coronary artery occlusion	>= 65 years	280	44,3	0	0,0	263	42,1	0	0,0	NE		NE	NE	NE	NE	NE	NE	NE	NE	NE	NE	NE		NE	NE	NE	NE
Cardiac disorders	Coronary artery stenosis	< 65 years	352	55,7	0	0,0	362	57,9	1	0,3		Quasi-complete separation of data points detected.				ERROR: Error in computing the link function, its derivatives, or the variance function.			0,00	Algorithm converged.	0,00	NE	0,3241	NE	>999,99	Algorithm converged.	0,00	NE
Cardiac disorders	Coronary artery stenosis	>= 65 years	280	44,3	0	0,0	263	42,1	0	0,0	NE		NE	NE	NE	NE	NE	NE	NE	NE	NE	NE	NE		NE	NE	NE	NE
Cardiac disorders	Hypertensive heart disease	< 65 years	352	55,7	1	0,3	362	57,9	0	0,0		Quasi-complete separation of data points detected.				WARNING: The relative Hessian convergence criterion of 52.7526894 is greater than the limit of 0.0001. The convergence is questionable.			NE	Algorithm converged.	NE	NE	0,3105	NE	NE	Algorithm converged.	NE	NE
Cardiac disorders	Hypertensive heart disease	>= 65 years	280	44,3	0	0,0	263	42,1	0	0,0	NE		NE	NE	NE	NE	NE	NE	NE	NE	NE	NE	NE		NE	NE	NE	NE
Cardiac disorders	Ischaemic cardiomyopathy	< 65 years	352	55,7	0	0,0	362	57,9	0	0,0	NE		NE	NE	NE	NE	NE	NE	NE	NE	NE	NE	NE	NE	NE	NE	NE	NE
Cardiac disorders	Ischaemic cardiomyopathy	>= 65 years	280	44,3	2	0,7	263	42,1	0	0,0		Quasi-complete separation of data points detected.				WARNING: Negative of Hessian not positive definite.			NE	Algorithm converged.	NE	NE	0,1701		NE	Algorithm converged.	NE	NE
Cardiac disorders	Left ventricular failure	< 65 years	352	55,7	1	0,3	362	57,9	0	0,0		Quasi-complete separation of data points detected.				WARNING: The relative Hessian convergence criterion of 60.288787335 is greater than the limit of 0.0001. The convergence is questionable.			NE	Algorithm converged.	NE	NE	0,3105	NE	NE	Algorithm converged.	NE	NE
Cardiac disorders	Left ventricular failure	>= 65 years	280	44,3	0	0,0	263	42,1	0	0,0	NE		NE	NE	NE	NE	NE	NE	NE	NE	NE	NE	NE		NE	NE	NE	NE
Cardiac disorders	Myocardial infarction	< 65 years	352	55,7	0	0,0	362	57,9	0	0,0	NE		NE	NE	NE	NE	NE	NE	NE	NE	NE	NE	NE	NE	NE	NE	NE	NE
Cardiac disorders	Myocardial infarction	>= 65 years	280	44,3	0	0,0	263	42,1	1	0,4		Quasi-complete separation of data points detected.				ERROR: The mean parameter is either invalid or at a limit of its range for some observations.			0,00	Algorithm converged.	0,00	NE	0,3022		>999,99	Algorithm converged.	0,00	NE
Cardiac disorders	Myocardial ischaemia	< 65 years	352	55,7	0	0,0	362	57,9	0	0,0	NE		NE	NE	NE	NE	NE	NE	NE	NE	NE	NE	NE		NE	NE	NE	NE
Cardiac disorders	Myocardial ischaemia	>= 65 years	280	44,3	0	0,0	263	42,1	0	0,0	NE		NE	NE	NE	NE	NE	NE	NE	NE	NE	NE	NE		NE	NE	NE	NE
Cardiac disorders	Sinus bradycardia	< 65 years	352	55,7	0	0,0	362	57,9	0	0,0	NE		NE	NE	NE	NE	NE	NE	NE	NE	NE	NE	NE	NE	NE	NE	NE	NE
Cardiac disorders	Sinus bradycardia	>= 65 years	280	44,3	0	0,0	263	42,1	1	0,4		Quasi-complete separation of data points detected.				ERROR: The mean parameter is either invalid or at a limit of its range for some observations.			0,00	Algorithm converged.	0,00	NE	0,3022		>999,99	Algorithm converged.	0,00	NE
Cardiac disorders	Tachycardia	< 65 years	352	55,7	0	0,0	362	57,9	0	0,0	NE		NE	NE	NE	NE	NE	NE	NE	NE	NE	NE	NE	NE	NE	NE	NE	NE
Cardiac disorders	Tachycardia	>= 65 years	280	44,3	2	0,7	263	42,1	0	0,0		Quasi-complete separation of data points detected.				WARNING: Negative of Hessian not positive definite.			NE	Algorithm converged.	NE	NE	0,1701		NE	Algorithm converged.	NE	NE
Ear and labyrinth disorders		< 65 years	352	55,7	3	0,8	362	57,9	0	0,0		Quasi-complete separation of data points detected.				WARNING: Negative of Hessian not positive definite.			NE	Algorithm converged.	NE	NE	0,0786	0,0083	NE	Algorithm converged.	NE	NE
Ear and labyrinth disorders		>= 65 years	280	44,3	0	0,0	263	42,1	2	0,8		Quasi-complete separation of data points detected.				ERROR: The mean parameter is either invalid or at a limit of its range for some observations.			0,00	Algorithm converged.	0,00	NE	0,1461		>999,99	Algorithm converged.	0,00	NE
Ear and labyrinth disorders	Hypoacusis	< 65 years	352	55,7	1	0,3	362	57,9	0	0,0		Quasi-complete separation of data points detected.				WARNING: The relative Hessian convergence criterion of 60.288787335 is greater than the limit of 0.0001. The convergence is questionable.			NE	Algorithm converged.	NE	NE	0,3105	0,0904	NE	Algorithm converged.	NE	NE
Ear and labyrinth disorders	Hypoacusis	>= 65 years	280	44,3	0	0,0	263	42,1	1	0,4		Quasi-complete separation of data points detected.				ERROR: The mean parameter is either invalid or at a limit of its range for some observations.			0,00	Algorithm converged.	0,00	NE	0,3022		>999,99	Algorithm converged.	0,00	NE
Ear and labyrinth disorders	Motion sickness	< 65 years	352	55,7	0	0,0	362	57,9	0	0,0	NE		NE	NE	NE	NE	NE	NE	NE	NE	NE	NE	NE	NE	NE	NE	NE	NE
Ear and labyrinth disorders	Motion sickness	>= 65 years	280	44,3	0	0,0	263	42,1	1	0,4		Quasi-complete separation of data points detected.				ERROR: The mean parameter is either invalid or at a limit of its range for some observations.			0,00	Algorithm converged.	0,00	NE	0,3022		>999,99	Algorithm converged.	0,00	NE
Ear and labyrinth disorders	Sudden hearing loss	< 65 years	352	55,7	1	0,3	362	57,9	0	0,0		Quasi-complete separation of data points detected.				WARNING: The relative Hessian convergence criterion of 52.7526894 is greater than the limit of 0.0001. The convergence is questionable.			NE	Algorithm converged.	NE	NE	0,3105	NE	NE	Algorithm converged.	NE	NE
Ear and labyrinth disorders	Sudden hearing loss	>= 65 years	280	44,3	0	0,0	263	42,1	0	0,0	NE		NE	NE	NE	NE	NE	NE	NE	NE	NE	NE	NE		NE	NE	NE	NE
Ear and labyrinth disorders	Vestibular disorder	< 65 years	352	55,7	1	0,3	362	57,9	0	0,0		Quasi-complete separation of data points detected.				WARNING: The relative Hessian convergence criterion of 52.7526894 is greater than the limit of 0.0001. The convergence is questionable.			NE	Algorithm converged.	NE	NE	0,3105	NE	NE	Algorithm converged.	NE	NE
Ear and labyrinth disorders	Vestibular disorder	>= 65 years	280	44,3	0	0,0	263	42,1	0	0,0	NE		NE	NE	NE	NE	NE	NE	NE	NE	NE	NE	NE		NE	NE	NE	NE
Endocrine disorders		< 65 years	352	55,7	0	0,0	362	57,9	0	0,0	NE		NE	NE	NE	NE	NE	NE	NE	NE	NE	NE	NE	1,0000	NE	NE	NE	NE
Endocrine disorders		>= 65 years	280	44,3	1	0,4	263	42,1	1	0,4	0,94	Convergence criterion (GCONV=1E-8) satisfied.	0,06	15,09	0,000	Algorithm converged.	-0,010	0,010	0,94	Algorithm converged.	0,06	14,94	0,9648		1,06	Algorithm converged.	0,07	16,93
Endocrine disorders	Hypothyroidism	< 65 years	352	55,7	0	0,0	362	57,9	0	0,0	NE		NE	NE	NE	NE	NE	NE	NE	NE	NE	NE	NE	1,0000	NE	NE	NE	NE
Endocrine disorders	Hypothyroidism	>= 65 years	280	44,3	1	0,4	263	42,1	1	0,4	0,94	Convergence criterion (GCONV=1E-8) satisfied.	0,06	15,09	0,000	Algorithm converged.	-0,010	0,010	0,94	Algorithm converged.	0,06	14,94	0,9648		1,06	Algorithm converged.	0,07	16,93
Eye disorders		< 65 years	352	55,7	47	13,4	362	57,9	49	13,5	1,03	Convergence criterion (GCONV=1E-8) satisfied.	0,67	1,59	0,004	Algorithm converged.	-0,046	0,053	1,03	Algorithm converged.	0,71	1,50	0,8842	0,1487	0,97	Algorithm converged.	0,67	1,42
Eye disorders		>= 65 years	280	44,3	38	13,6	263	42,1	22	8,4	1,52	Convergence criterion (GCONV=1E-8) satisfied.	0,90	3,02	0,052	Algorithm converged.	-0,000	0,104	1,52	Algorithm converged.	0,90	2,67	0,0533		1,69	Algorithm converged.	0,37	1,01
Eye disorders	Blepharitis	< 65 years	352	55,7	0	0,0	362	57,9	0	0,0		Quasi-complete separation of data points detected.				ERROR: Error in computing the link function, its derivatives, or the variance function.			0,00	Algorithm converged.	0,00	NE	0,3241	0,1012	>999,99	Algorithm converged.	0,00	NE
Eye disorders	Blepharitis	>= 65 years	280	44,3	1	0,4	263	42,1	0	0,0		Quasi-complete separation of data points detected.				WARNING: Negative of Hessian not positive definite.			NE	Algorithm converged.	NE	NE	0,3325		NE	Algorithm converged.	NE	NE
Eye disorders	Borderline glaucoma	< 65 years	352	55,7	0	0,0	362	57,9	0	0,0	NE		NE	NE	NE	NE	NE	NE	NE	NE	NE	NE	NE	NE	NE	NE	NE	NE
Eye disorders	Borderline glaucoma	>= 65 years	280	44,3	1	0,4	263	42,1	0	0,0		Quasi-complete separation of data points detected.				WARNING: Negative of Hessian not positive definite.			NE	Algorithm converged.	NE	NE	0,3325		NE	Algorithm converged.	NE	NE
Eye disorders	Cataract	< 65 years	352	55,7	13	3,7	362	57,9	11	3,0	1,22	Convergence criterion (GCONV=1E-8) satisfied.	0,54	2,77	0,007	Algorithm converged.	-0,020	0,033	1,22	Algorithm converged.	0,53	2,63	0,4278	0,8268	0,82	Algorithm converged.	0,37	1,81
Eye disorders	Cataract	>= 65 years	280	44,3	9	3,2	263	42,1	5	1,9	1,71	Convergence criterion (GCONV=1E-8) satisfied.	0,57	5,18	0,013	Algorithm converged.	-0,013	0,040	1,69	Algorithm converged.	0,57	4,98	0,3352		0,59	Algorithm converged.	0,20	1,74
Eye disorders	Cataract cortical	< 65 years	352	55,7	1	0,3	362	57,9	5	0,8	1,03	Convergence criterion (GCONV=1E-8) satisfied.	0,06	16,50	0,000	Algorithm converged.	-0,008	0,008	1,03	Algorithm converged.	0,06	16,38	0,9840	0,3921	0,97	Algorithm converged.	0,06	15,49
Eye disorders	Cataract cortical	>= 65 years	280	44,3	0	0,0	263	42,1	1	0,4		Quasi-complete separation of data points detected.				ERROR: The mean parameter is either invalid or at a limit of its range for some observations.			0,00	Algorithm converged.	0,00	NE	0,3022		>999,99	Algorithm converged.	0,00	NE
Eye disorders	Cataract nuclear	< 65 years	352	55,7	1	0,3	362	57,9	5	0,8	1,03	Convergence criterion (GCONV=1E-8) satisfied.	0,06	16,50	0,000	Algorithm converged.	-0,008	0,008	1,03	Algorithm converged.	0,06	16,38	0,9840	0,3921	0,97	Algorithm converged.	0,06	15,49
Eye disorders	Cataract nuclear	>= 65 years	280	44,3	0	0,0	263	42,1	1	0,4		Quasi-complete separation of data points detected.				ERROR: The mean parameter is either invalid or at a limit of its range for some observations.			0,00	Algorithm converged.	0,00	NE	0,3022		>999,99	Algorithm converged.	0,00	NE
Eye disorders	Cataract subcapsular	< 65 years	352	55,7	1	0,3	362	57,9	5	0,8	1,03	Convergence criterion (GCONV=1E-8) satisfied.	0,06	16,50	0,000	Algorithm converged.	-0,008	0,008	1,03	Algorithm converged.	0,06	16,38	0,9840	1,0000	0,97	Algorithm converged.	0,06	15,49
Eye disorders	Cataract subcapsular	>= 65 years	280	44,3	0	0,0	263	42,1	1	0,4	NE		NE	NE	NE	NE	NE	NE	NE	NE	NE	NE	NE		NE	NE	NE	NE
Eye disorders	Chalazion	< 65 years	352	55,7	0	0,0	362	57,9	1	0,3		Quasi-complete separation of data points detected.				ERROR: Error in computing the link function, its derivatives, or the variance function.			0,00	Algorithm converged.	0,00	NE	0,3241	NE	>999,99	Algorithm converged.	0,00	NE
Eye disorders	Chalazion	>= 65 years	280	44,3	0	0,0	263	42,1	0	0,0	NE		NE	NE	NE	NE	NE	NE	NE	NE	NE	NE	NE		NE	NE	NE	NE
Eye disorders	Conjunctival haemorrhage	< 65 years	352	55,7	4	1,1	362	57,9	5	1,4	0,82	Convergence criterion (GCONV=1E-8) satisfied.	0,23	3,08	-0,002	Algorithm converged.	-0,019	0,014	0,82	Algorithm converged.	0,23	3,04	0,7655	0,3320	1,20	Algorithm converged.	0,33	4,49
Eye disorders	Conjunctival haemorrhage	>= 65 years	280	44,3	3	1,1	263	42,1	1	0,4	2,84	Convergence criterion (GCONV=1E-8) satisfied.	0,28	27,45	0,000	Algorithm converged.	-0,007	0,021	2,82	Algorithm converged.	0,28	26,92	0,3470		0,35	Algorithm converged.	0,04	3,39
Eye disorders	Conjunctival oedema	< 65 years	352	55,7	0	0,0	362	57,9	0	0,0	NE		NE	NE	NE	NE	NE	NE

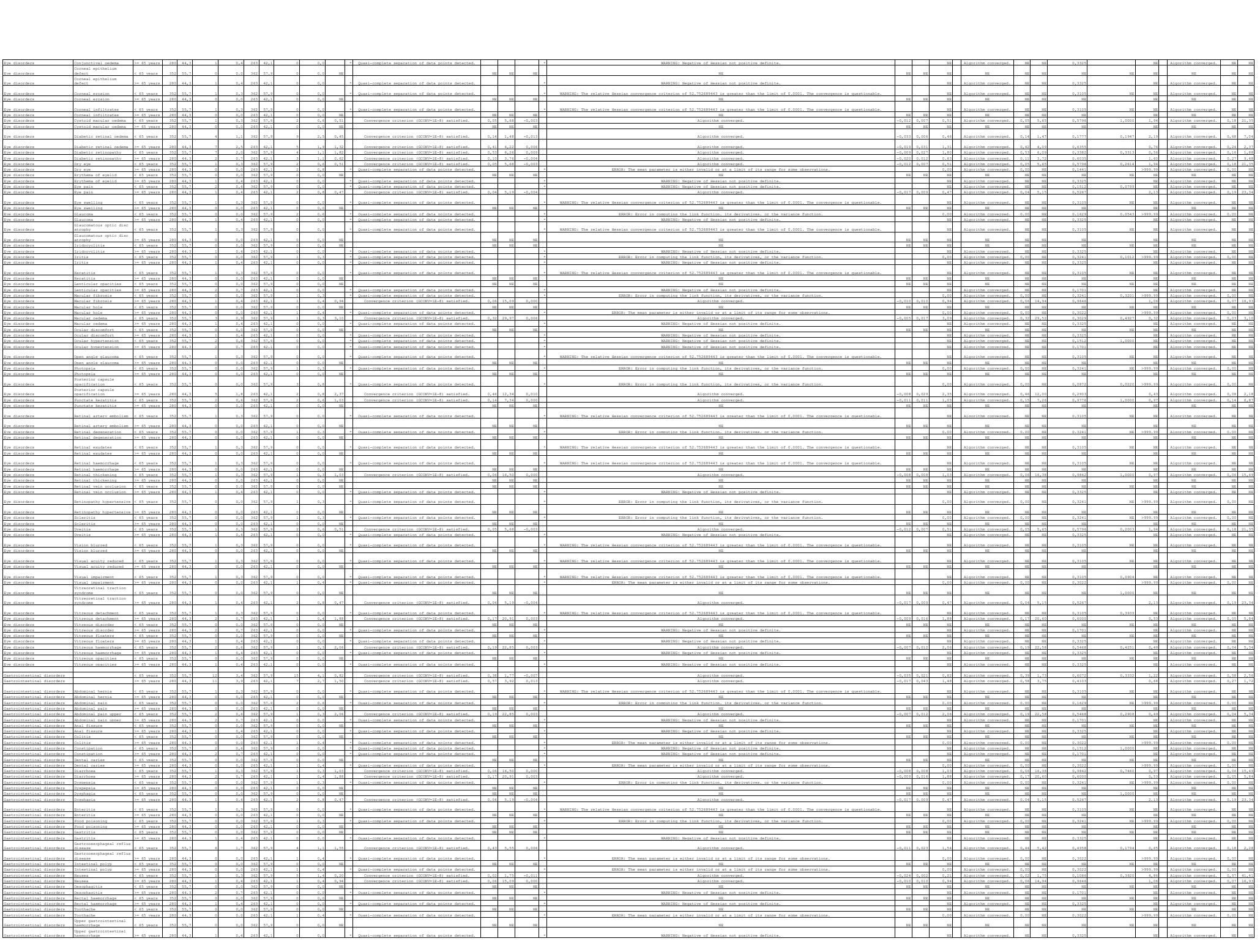

| | | |

| | | |

| | | |

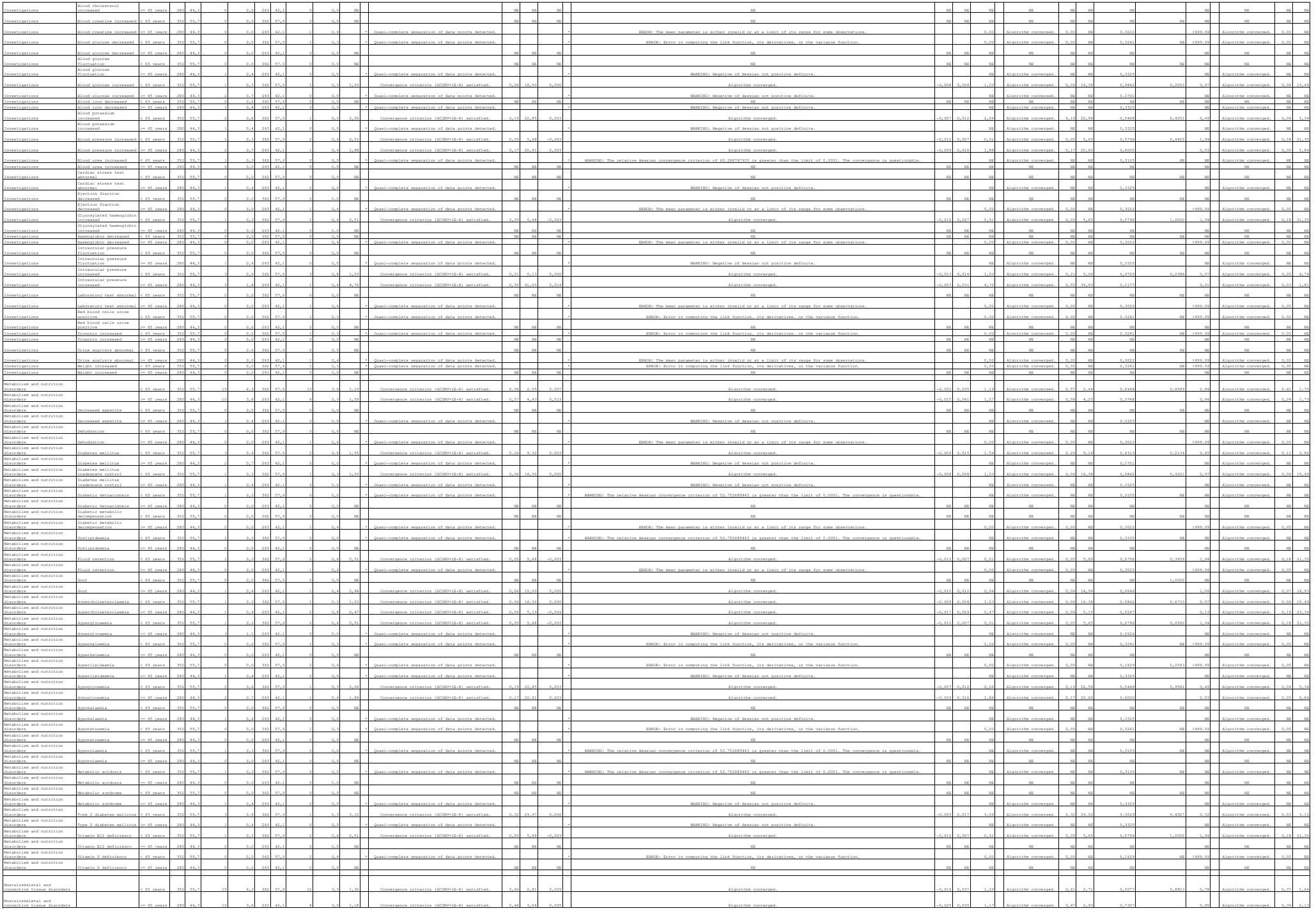

Investigations	Blood cholesterol increased	>= 65 years	280	44,3	0	0,0	263	42,1		0	0,0	NE				NE	NE	NE	NE														
Investigations	Blood creatine increased	< 65 years	352	55,7	0	0,0	362	57,9		0	0,0	NE				NE	NE	NE	NE														
Investigations	Blood creatine increased	>= 65 years	280	44,3	0	0,0	263	42,1		1	0,4		*	Quasi-complete separation of data points detected.						*	ERROR: The mean parameter is either invalid or at a limit of its range for some observations.			0,00	Algorithm converged.	0,00	NE	0,3222		>999,99	Algorithm converged.	0,00	NE
Investigations	Blood glucose decreased	< 65 years	352	55,7	0	0,0	362	57,9		1	0,3		*	Quasi-complete separation of data points detected.						*	ERROR: Error in computing the link function, its derivatives, or the variance function.			0,00	Algorithm converged.	0,00	NE	0,3241	NE	>999,99	Algorithm converged.	0,00	NE
Investigations	Blood glucose decreased	>= 65 years	280	44,3	0	0,0	263	42,1		0	0,0	NE				NE	NE	NE	NE														
Investigations	Blood glucose fluctuation	< 65 years	352	55,7	0	0,0	362	57,9		0	0,0	NE				NE	NE	NE	NE														
Investigations	Blood glucose fluctuation	>= 65 years	280	44,3	1	0,4	263	42,1		0	0,0		*	Quasi-complete separation of data points detected.						*	WARNING: Negative of Hessian not positive definite.			NE	Algorithm converged.	NE	NE	0,3325		NE	Algorithm converged.	NE	NE
Investigations	Blood glucose increased	< 65 years	352	55,7	1	0,3	362	57,9		1	0,3	1,03	*	Convergence criterion (GCONV=1E-8) satisfied.	0,06	16,50	0,000	*	Algorithm converged.	-0,008	0,008	1,03	Algorithm converged.	0,06	16,38	0,9842	0,2003	0,97	Algorithm converged.	0,06	15,49
Investigations	Blood glucose increased	>= 65 years	280	44,3	2	0,7	263	42,1		0	0,0		*	Quasi-complete separation of data points detected.						*	WARNING: Negative of Hessian not positive definite.			NE	Algorithm converged.	NE	NE	0,1701		NE	Algorithm converged.	NE	NE
Investigations	Blood iron decreased	< 65 years	352	55,7	0	0,0	362	57,9		0	0,0	NE				NE	NE	NE	NE														
Investigations	Blood iron decreased	>= 65 years	280	44,3	1	0,4	263	42,1		0	0,0		*	Quasi-complete separation of data points detected.						*	WARNING: Negative of Hessian not positive definite.			NE	Algorithm converged.	NE	NE	0,3325		NE	Algorithm converged.	NE	NE
Investigations	Blood potassium increased	< 65 years	352	55,7	2	0,6	362	57,9		1	0,3	2,06	*	Convergence criterion (GCONV=1E-8) satisfied.	0,19	22,83	0,000	*	Algorithm converged.	-0,007	0,012	2,06	Algorithm converged.	0,19	22,58	0,5468	0,4251	0,40	Algorithm converged.	0,04	3,34
Investigations	Blood potassium increased	>= 65 years	280	44,3	1	0,4	263	42,1		0	0,0		*	Quasi-complete separation of data points detected.						*	WARNING: Negative of Hessian not positive definite.			NE	Algorithm converged.	NE	NE	0,3325		NE	Algorithm converged.	NE	NE
Investigations	Blood pressure increased	< 65 years	352	55,7	1	0,3	362	57,9		2	0,6	0,51	*	Convergence criterion (GCONV=1E-8) satisfied.	0,05	5,68	-0,003	*	Algorithm converged.	-0,012	0,007	0,51	Algorithm converged.	0,05	5,63	0,5796	0,4405	1,94	Algorithm converged.	0,18	21,35
Investigations	Blood pressure increased	>= 65 years	280	44,3	2	0,7	263	42,1		1	0,4	1,88	*	Convergence criterion (GCONV=1E-8) satisfied.	0,17	20,81	0,001	*	Algorithm converged.	-0,009	0,016	1,88	Algorithm converged.	0,17	20,60	0,6000		0,32	Algorithm converged.	0,05	5,84
Investigations	Blood urea increased	< 65 years	352	55,7	1	0,3	362	57,9		0	0,0		*	Quasi-complete separation of data points detected.						*	WARNING: The relative Hessian convergence criterion of 60.288787935 is greater than the limit of 0.0001. The convergence is questionable.			NE	Algorithm converged.	NE	NE	0,3105	NE	NE	Algorithm converged.	NE	NE
Investigations	Blood urea increased	>= 65 years	280	44,3	0	0,0	263	42,1		0	0,0	NE				NE	NE	NE	NE														
Investigations	Cardiac stress test abnormal	< 65 years	352	55,7	0	0,0	362	57,9		0	0,0	NE				NE	NE	NE	NE														
Investigations	Cardiac stress test abnormal	>= 65 years	280	44,3	1	0,4	263	42,1		0	0,0		*	Quasi-complete separation of data points detected.						*	WARNING: Negative of Hessian not positive definite.			NE	Algorithm converged.	NE	NE	0,3325		NE	Algorithm converged.	NE	NE
Investigations	Ejection fraction decreased	< 65 years	352	55,7	0	0,0	362	57,9		0	0,0	NE				NE	NE	NE	NE														
Investigations	Ejection fraction decreased	>= 65 years	280	44,3	0	0,0	263	42,1		1	0,4		*	Quasi-complete separation of data points detected.						*	ERROR: The mean parameter is either invalid or at a limit of its range for some observations.			0,00	Algorithm converged.	0,00	NE	0,3222		>999,99	Algorithm converged.	0,00	NE
Investigations	Glycosylated haemoglobin increased	< 65 years	352	55,7	1	0,3	362	57,9		2	0,6	0,51	*	Convergence criterion (GCONV=1E-8) satisfied.	0,05	5,68	-0,003	*	Algorithm converged.	-0,012	0,007	0,51	Algorithm converged.	0,05	5,63	0,5796	1,0000	1,94	Algorithm converged.	0,18	21,35
Investigations	Glycosylated haemoglobin increased	>= 65 years	280	44,3	0	0,0	263	42,1		0	0,0	NE				NE	NE	NE	NE														
Investigations	Haemoglobin decreased	< 65 years	352	55,7	0	0,0	362	57,9		0	0,0	NE				NE	NE	NE	NE														
Investigations	Haemoglobin decreased	>= 65 years	280	44,3	0	0,0	263	42,1		1	0,4		*	Quasi-complete separation of data points detected.						*	ERROR: The mean parameter is either invalid or at a limit of its range for some observations.			0,00	Algorithm converged.	0,00	NE	0,3222		>999,99	Algorithm converged.	0,00	NE
Investigations	Intraocular pressure fluctuation	< 65 years	352	55,7	0	0,0	362	57,9		0	0,0	NE				NE	NE	NE	NE														
Investigations	Intraocular pressure fluctuation	>= 65 years	280	44,3	1	0,4	263	42,1		0	0,0		*	Quasi-complete separation of data points detected.						*	WARNING: Negative of Hessian not positive definite.			NE	Algorithm converged.	NE	NE	0,3325		NE	Algorithm converged.	NE	NE
Investigations	Intraocular pressure increased	< 65 years	352	55,7	3	0,9	362	57,9		0	0,0	1,92	*	Convergence criterion (GCONV=1E-8) satisfied.	0,21	5,13	0,000	*	Algorithm converged.	-0,013	0,014	1,92	Algorithm converged.	0,21	5,06	0,9725	0,2388	0,97	Algorithm converged.	0,20	4,79
Investigations	Intraocular pressure increased	>= 65 years	280	44,3	5	1,8	263	42,1		1	0,4	4,76	*	Convergence criterion (GCONV=1E-8) satisfied.	0,55	41,03	0,014	*	Algorithm converged.	-0,003	0,031	4,70	Algorithm converged.	0,55	39,55	0,1177		0,21	Algorithm converged.	0,03	1,81
Investigations	Laboratory test abnormal	< 65 years	352	55,7	0	0,0	362	57,9		0	0,0	NE				NE	NE	NE	NE														
Investigations	Laboratory test abnormal	>= 65 years	280	44,3	0	0,0	263	42,1		1	0,4		*	Quasi-complete separation of data points detected.						*	ERROR: The mean parameter is either invalid or at a limit of its range for some observations.			0,00	Algorithm converged.	0,00	NE	0,3222		>999,99	Algorithm converged.	0,00	NE
Investigations	Red blood cells urine positive	< 65 years	352	55,7	0	0,0	362	57,9		1	0,3		*	Quasi-complete separation of data points detected.						*	ERROR: Error in computing the link function, its derivatives, or the variance function.			0,00	Algorithm converged.	0,00	NE	0,3241	NE	>999,99	Algorithm converged.	0,00	NE
Investigations	Red blood cells urine positive	>= 65 years	280	44,3	0	0,0	263	42,1		0	0,0	NE				NE	NE	NE	NE														
Investigations	Troponin increased	< 65 years	352	55,7	0	0,0	362	57,9		1	0,3		*	Quasi-complete separation of data points detected.						*	ERROR: Error in computing the link function, its derivatives, or the variance function.			0,00	Algorithm converged.	0,00	NE	0,3241	NE	>999,99	Algorithm converged.	0,00	NE
Investigations	Troponin increased	>= 65 years	280	44,3	0	0,0	263	42,1		0	0,0	NE				NE	NE	NE	NE														
Investigations	Urine analysis abnormal	< 65 years	352	55,7	0	0,0	362	57,9		0	0,0	NE				NE	NE	NE	NE														
Investigations	Urine analysis abnormal	>= 65 years	280	44,3	0	0,0	263	42,1		1	0,4		*	Quasi-complete separation of data points detected.						*	ERROR: The mean parameter is either invalid or at a limit of its range for some observations.			0,00	Algorithm converged.	0,00	NE	0,3222		>999,99	Algorithm converged.	0,00	NE
Investigations	Weight increased	< 65 years	352	55,7	0	0,0	362	57,9		1	0,3		*	Quasi-complete separation of data points detected.						*	ERROR: Error in computing the link function, its derivatives, or the variance function.			0,00	Algorithm converged.	0,00	NE	0,3241	NE	>999,99	Algorithm converged.	0,00	NE
Investigations	Weight increased	>= 65 years	280	44,3	0	0,0	263	42,1		0	0,0	NE				NE	NE	NE	NE														
Metabolism and nutrition disorders		< 65 years	352	55,7	15	4,3	362	57,9	13	3,6	1,13	*	Convergence criterion (GCONV=1E-8) satisfied.	0,76	2,93	0,007	*	Algorithm converged.	-0,022	0,035	1,10	Algorithm converged.	0,57	2,40	0,6448	0,6589	0,84	Algorithm converged.	0,41	1,75
Metabolism and nutrition disorders		>= 65 years	280	44,3	10	3,6	263	42,1	8	2,9	1,36	*	Convergence criterion (GCONV=1E-8) satisfied.	0,57	4,43	0,013	*	Algorithm converged.	-0,015	0,041	1,57	Algorithm converged.	0,36	4,25	0,3748		0,66	Algorithm converged.	0,24	1,73
Metabolism and nutrition disorders	Decreased appetite	< 65 years	352	55,7	0	0,0	362	57,9		0	0,0	NE				NE	NE	NE	NE														
Metabolism and nutrition disorders	Decreased appetite	>= 65 years	280	44,3	1	0,4	263	42,1		0	0,0		*	Quasi-complete separation of data points detected.						*	WARNING: Negative of Hessian not positive definite.			NE	Algorithm converged.	NE	NE	0,3325		NE	Algorithm converged.	NE	NE
Metabolism and nutrition disorders	Dehydration	< 65 years	352	55,7	0	0,0	362	57,9		0	0,0	NE				NE	NE	NE	NE														
Metabolism and nutrition disorders	Dehydration	>= 65 years	280	44,3	0	0,0	263	42,1		1	0,4		*	Quasi-complete separation of data points detected.						*	ERROR: The mean parameter is either invalid or at a limit of its range for some observations.			0,00	Algorithm converged.	0,00	NE	0,3222		>999,99	Algorithm converged.	0,00	NE
Metabolism and nutrition disorders	Diabetes mellitus	< 65 years	352	55,7	3	0,9	362	57,9		0	0,0	1,92	*	Convergence criterion (GCONV=1E-8) satisfied.	0,26	9,33	0,003	*	Algorithm converged.	-0,009	0,015	1,54	Algorithm converged.	0,26	9,18	0,6319	0,2134	0,65	Algorithm converged.	0,11	3,86
Metabolism and nutrition disorders	Diabetes mellitus	>= 65 years	280	44,3	2	0,7	263	42,1		0	0,0		*	Quasi-complete separation of data points detected.						*	WARNING: Negative of Hessian not positive definite.			NE	Algorithm converged.	NE	NE	0,1701		NE	Algorithm converged.	NE	NE
Metabolism and nutrition disorders	Diabetes mellitus inadequate control	< 65 years	352	55,7	1	0,3	362	57,9		1	0,3	1,03	*	Convergence criterion (GCONV=1E-8) satisfied.	0,06	16,50	0,000	*	Algorithm converged.	-0,008	0,008	1,03	Algorithm converged.	0,06	16,38	0,9842	0,3201	0,97	Algorithm converged.	0,06	15,49
Metabolism and nutrition disorders	Diabetes mellitus inadequate control	>= 65 years	280	44,3	1	0,4	263	42,1		0	0,0		*	Quasi-complete separation of data points detected.						*	WARNING: Negative of Hessian not positive definite.			NE	Algorithm converged.	NE	NE	0,3325		NE	Algorithm converged.	NE	NE
Metabolism and nutrition disorders	Diabetic ketoacidosis	< 65 years	352	55,7	1	0,3	362	57,9		0	0,0		*	Quasi-complete separation of data points detected.						*	WARNING: The relative Hessian convergence criterion of 52.752689443 is greater than the limit of 0.0001. The convergence is questionable.			NE	Algorithm converged.	NE	NE	0,3105	NE	NE	Algorithm converged.	NE	NE
Metabolism and nutrition disorders	Diabetic ketoacidosis	>= 65 years	280	44,3	0	0,0	263	42,1		0	0,0	NE				NE	NE	NE	NE														
Metabolism and nutrition disorders	Diabetic metabolic decompensation	< 65 years	352	55,7	0	0,0	362	57,9		0	0,0	NE				NE	NE	NE	NE														
Metabolism and nutrition disorders	Diabetic metabolic decompensation	>= 65 years	280	44,3	0	0,0	263	42,1		1	0,4		*	Quasi-complete separation of data points detected.						*	ERROR: The mean parameter is either invalid or at a limit of its range for some observations.			0,00	Algorithm converged.	0,00	NE	0,3222		>999,99	Algorithm converged.	0,00	NE
Metabolism and nutrition disorders	Dyslipidaemia	< 65 years	352	55,7	1	0,3	362	57,9		0	0,0		*	Quasi-complete separation of data points detected.						*	WARNING: The relative Hessian convergence criterion of 52.752689443 is greater than the limit of 0.0001. The convergence is questionable.			NE	Algorithm converged.	NE	NE	0,3105	NE	NE	Algorithm converged.	NE	NE
Metabolism and nutrition disorders	Dyslipidaemia	>= 65 years	280	44,3	0	0,0	263	42,1		0	0,0	NE				NE	NE	NE	NE														
Metabolism and nutrition disorders	Fluid retention	< 65 years	352	55,7	1	0,3	362	57,9		2	0,6	0,51	*	Convergence criterion (GCONV=1E-8) satisfied.	0,05	5,68	-0,003	*	Algorithm converged.	-0,012	0,007	0,51	Algorithm converged.	0,05	5,63	0,5796	0,3939	1,94	Algorithm converged.	0,18	21,35
Metabolism and nutrition disorders	Fluid retention	>= 65 years	280	44,3	0	0,0	263	42,1		1	0,4		*	Quasi-complete separation of data points detected.						*	ERROR: The mean parameter is either invalid or at a limit of its range for some observations.			0,00	Algorithm converged.	0,00	NE	0,3222		>999,99	Algorithm converged.	0,00	NE
Metabolism and nutrition disorders	Gout	< 65 years	352	55,7	0	0,0	362	57,9		0	0,0	NE				NE	NE	NE	NE														
Metabolism and nutrition disorders	Gout	>= 65 years	280	44,3	1	0,4	263	42,1		1	0,4	0,94	*	Convergence criterion (GCONV=1E-8) satisfied.	0,06	15,09	0,000	*	Algorithm converged.	-0,010	0,010	0,94	Algorithm converged.	0,06	14,94	0,9648		1,06	Algorithm converged.	0,07	18,93
Metabolism and nutrition disorders	Hypercholesterolaemia	< 65 years	352	55,7	1	0,3	362	57,9		1	0,3	1,03	*	Convergence criterion (GCONV=1E-8) satisfied.	0,06	16,50	0,000	*	Algorithm converged.	-0,008	0,008	1,03	Algorithm converged.	0,06	16,38	0,9842	0,8733	0,97	Algorithm converged.	0,06	15,49
Metabolism and nutrition disorders	Hypercholesterolaemia	>= 65 years	280	44,3	1	0,4	263	42,1		2	0,8	0,47	*	Convergence criterion (GCONV=1E-8) satisfied.	0,04	5,13	-0,004	*	Algorithm converged.	-0,017	0,009	0,47	Algorithm converged.	0,04	5,13	0,5267		2,13	Algorithm converged.	0,19	23,34
Metabolism and nutrition disorders	Hyperglycaemia	< 65 years	352	55,7	1	0,3	362	57,9		2	0,6	0,51	*	Convergence criterion (GCONV=1E-8) satisfied.	0,05	5,68	-0,003	*	Algorithm converged.	-0,012	0,007	0,51	Algorithm converged.	0,05	5,63	0,5796	0,0540	1,94	Algorithm converged.	0,18	21,35
Metabolism and nutrition disorders	Hypertriglyceridaemia	>= 65 years	280	44,3	3	1,1	263	42,1		0	0,0		*	Quasi-complete separation of data points detected.						*	WARNING: Negative of Hessian not positive definite.			NE	Algorithm converged.	NE	NE	0,0926		NE	Algorithm converged.	NE	NE
Metabolism and nutrition disorders	Hyperkalaemia	< 65 years	352	55,7	0	0,0	362	57,9		1	0,3		*	Quasi-complete separation of data points detected.						*	ERROR: Error in computing the link function, its derivatives, or the variance function.			0,00	Algorithm converged.	0,00	NE	0,3241	NE	>999,99	Algorithm converged.	0,00	NE
Metabolism and nutrition disorders	Hyperkalaemia	>= 65 years	280	44,3	0	0,0	263	42,1		0	0,0	NE				NE	NE	NE	NE														
Metabolism and nutrition disorders	Hyperlipidaemia	< 65 years	352	55,7	0	0,0	362	57,9		2	0,6		*	Quasi-complete separation of data points detected.						*	ERROR: Error in computing the link function, its derivatives, or the variance function.			0,00	Algorithm converged.	0,00	NE	0,1629	0,0543	>999,99	Algorithm converged.	0,00	NE
Metabolism and nutrition disorders	Hyperlipidaemia	>= 65 years	280	44,3	1	0,4	263	42,1		0	0,0		*	Quasi-complete separation of data points detected.						*	WARNING: Negative of Hessian not positive definite.			NE	Algorithm converged.	NE	NE	0,3325		NE	Algorithm converged.	NE	NE
Metabolism and nutrition disorders	Hypoglycaemia	< 65 years	352	55,7	2	0,6	362	57,9		1	0,3	2,06	*	Convergence criterion (GCONV=1E-8) satisfied.	0,19	22,83	0,000	*	Algorithm converged.	-0,007	0,012	2,06	Algorithm converged.	0,19	22,58	0,5468	0,9582	0,40	Algorithm converged.	0,04	3,34
Metabolism and nutrition disorders	Hypoglycaemia	>= 65 years	280	44,3	2	0,7	263	42,1		1	0,4	1,88	*	Convergence criterion (GCONV=1E-8) satisfied.	0,17	20,81	0,000	*	Algorithm converged.	-0,009	0,016	1,88	Algorithm converged.	0,17	20,60	0,6000		0,33	Algorithm converged.	0,05	5,84
Metabolism and nutrition disorders	Hypokalaemia	< 65 years	352	55,7	0	0,0	362	57,9		0	0,0	NE				NE	NE	NE	NE														
Metabolism and nutrition disorders	Hypokalaemia	>= 65 years	280	44,3	1	0,4	263	42,1		0	0,0		*	Quasi-complete separation of data points detected.						*	WARNING: Negative of Hessian not positive definite.			NE	Algorithm converged.	NE	NE	0,3325		NE	Algorithm converged.	NE	NE
Metabolism and nutrition disorders	Hyponatraemia	< 65 years	352	55,7	0	0,0	362	57,9		1	0,3		*	Quasi-complete separation of data points detected.						*	ERROR: Error in computing the link function, its derivatives, or the variance function.			0,00	Algorithm converged.	0,00	NE	0,3241	NE	>999,99	Algorithm converged.	0,00	NE
Metabolism and nutrition disorders	Hyponatraemia	>= 65 years	280	44,3	0	0,0	263	42,1		0	0,0	NE				NE	NE	NE	NE														
Metabolism and nutrition disorders	Hypovolaemia	< 65 years	352	55,7	1	0,3	362	57,9		0	0,0		*	Quasi-complete separation of data points detected.						*	WARNING: The relative Hessian convergence criterion of 52.752689443 is greater than the limit of 0.0001. The convergence is questionable.			NE	Algorithm converged.	NE	NE	0,3105	NE	NE	Algorithm converged.	NE	NE
Metabolism and nutrition disorders	Hypovolaemia	>= 65 years	280	44,3	0	0,0	263	42,1		0	0,0	NE				NE	NE	NE	NE														
Metabolism and nutrition disorders	Metabolic acidosis	< 65 years	352	55,7	1	0,3	362	57,9		0	0,0		*	Quasi-complete separation of data points detected.						*	WARNING: The relative Hessian convergence criterion of 52.752689443 is greater than the limit of 0.0001. The convergence is questionable.			NE	Algorithm converged.	NE	NE	0,3105	NE	NE	Algorithm converged.	NE	NE
Metabolism and nutrition disorders	Metabolic acidosis	>= 65 years	280	44,3	0	0,0	263	42,1		0	0,0	NE				NE	NE	NE	NE														
Metabolism and nutrition disorders	Metabolic syndrome	< 65 years	352	55,7	0	0,0	362	57,9		0	0,0	NE				NE	NE	NE	NE														
Metabolism and nutrition disorders	Metabolic syndrome	>= 65 years	280	44,3	1	0,4	263	42,1		0	0,0		*	Quasi-complete separation of data points detected.						*	WARNING: Negative of Hessian not positive definite.			NE	Algorithm converged.	NE	NE	0,3325		NE	Algorithm converged.	NE	NE
Metabolism and nutrition disorders	Type 2 diabetes mellitus	< 65 years	352	55,7	3	0,9	362	57,9		1	0,3	3,10	*	Convergence criterion (GCONV=1E-8) satisfied.	0,32	29,97	0,006	*	Algorithm converged.	-0,005	0,017	3,09	Algorithm converged.	0,32	29,52	0,3029	0,4927	0,32	Algorithm converged.	0,03	3,10
Metabolism and nutrition disorders	Type 2 diabetes mellitus	>= 65 years	280	44,3	1	0,4	263	42,1		0	0,0		*	Quasi-complete separation of data points detected.						*	WARNING: Negative of Hessian not positive definite.			NE	Algorithm converged.	NE	NE	0,3325		NE	Algorithm converged.	NE	NE
Metabolism and nutrition disorders	Vitamin B12 deficiency	< 65 years	352	55,7	1	0,3	362	57,9		2	0,6	0,51	*	Convergence criterion (GCONV=1E-8) satisfied.	0,05	5,68	-0,003	*	Algorithm converged.	-0,012	0,007	0,51	Algorithm converged.	0,05	5,63	0,5796	1,0000	1,94	Algorithm converged.	0,18	21,35
Metabolism and nutrition disorders	Vitamin B12 deficiency	>= 65 years	280	44,3	0	0,0	263	42,1		0	0,0	NE				NE	NE	NE	NE														
Metabolism and nutrition disorders	Vitamin D deficiency	< 65 years	352	55,7	0	0,0	362	57,9		0	0,0		*	Quasi-complete separation of data points detected.						*	ERROR: Error in computing the link function, its derivatives, or the variance function.			0,00	Algorithm converged.	0,00	NE	0,1629	NE	>999,99	Algorithm converged.	0,00	NE
Metabolism and nutrition disorders	Vitamin D deficiency	>= 65 years	280	44,3	0	0,0	263	42,1		0	0,0	NE				NE	NE	NE	NE														
Musculoskeletal and connective tissue disorders		< 65 years	352	55,7	15	4,3	362	57,9	12	3,2	1,30	*	Convergence criterion (GCONV=1E-8) satisfied.	0,60	2,81	0,000	*	Algorithm converged.	-0,019	0,037	1,20	Algorithm converged.	0,43	2,73	0,5077	0,8803	0,78	Algorithm converged.	0,37	1,64
Musculoskeletal and connective tissue disorders		>= 65 years	280	44,3	10	3,6	263	42,1	8	3,0	1,38	*	Convergence criterion (GCONV=1E-8) satisfied.	0,46	3,04	0,000	*	Algorithm converged.	-0,025	0,035	1,17	Algorithm converged.	0,47	2,93	0,7307		0,85	Algorithm converged.	0,34	2,13

| | | |



| | | |

Skin and subcutaneous tissue disorders	Rosacea	< 65 years	352	55,7	1	0,3	362	57,9	0	0,0		*	Quasi-complete separation of data points detected.				*	WARNING: The relative Hessian convergence criterion of 52.752689443 is greater than the limit of 0.0001. The convergence is questionable.			NE		Algorithm converged.	NE	NE	0,3105	NE	NE		Algorithm converged.	NE	NE
Skin and subcutaneous tissue disorders	Rosacea	>= 65 years	280	44,3	0	0,0	263	42,1	0	0,0	NE			NE	NE	NE		NE	NE	NE	NE		NE	NE	NE	NE		NE		NE	NE	NE
Skin and subcutaneous tissue disorders	Skin ulcer	< 65 years	352	55,7	0	0,0	362	57,9	2	0,6		*	Quasi-complete separation of data points detected.				*	ERROR: Error in computing the link function, its derivatives, or the variance function.			0,00		Algorithm converged.	0,00	NE	0,1629	0,0543	>999.99		Algorithm converged.	0,00	NE
Skin and subcutaneous tissue disorders	Skin ulcer	>= 65 years	280	44,3	1	0,4	263	42,1	0	0,0		*	Quasi-complete separation of data points detected.				*	WARNING: Negative of Hessian not positive definite.			NE		Algorithm converged.	NE	NE	0,3325		NE		Algorithm converged.	NE	NE
Surgical and medical procedures		< 65 years	352	55,7	1	0,3	362	57,9	0	0,0		*	Quasi-complete separation of data points detected.				*	WARNING: The relative Hessian convergence criterion of 52.752689443 is greater than the limit of 0.0001. The convergence is questionable.			NE		Algorithm converged.	NE	NE	0,3105	NE	NE		Algorithm converged.	NE	NE
Surgical and medical procedures		>= 65 years	280	44,3	0	0,0	263	42,1	0	0,0	NE			NE	NE	NE		NE	NE	NE	NE		NE	NE	NE	NE		NE		NE	NE	NE
Surgical and medical procedures	Arthrodesis	< 65 years	352	55,7	1	0,3	362	57,9	0	0,0		*	Quasi-complete separation of data points detected.				*	WARNING: The relative Hessian convergence criterion of 52.752689443 is greater than the limit of 0.0001. The convergence is questionable.			NE		Algorithm converged.	NE	NE	0,3105	NE	NE		Algorithm converged.	NE	NE
Surgical and medical procedures	Arthrodesis	>= 65 years	280	44,3	0	0,0	263	42,1	0	0,0	NE			NE	NE	NE		NE	NE	NE	NE		NE	NE	NE	NE		NE		NE	NE	NE
Vascular disorders		< 65 years	352	55,7	16	4,5	362	57,9	13	3,6	1,28		Convergence criterion (GCONV=1E-8) satisfied.	0,61	2,70	0,010		Algorithm converged.	-0,019	0,039	1,27		Algorithm converged.	0,62	2,59	0,5187	0,6994	0,79		Algorithm converged.	0,39	1,62
Vascular disorders		>= 65 years	280	44,3	15	5,4	263	42,1	9	3,4	1,60		Convergence criterion (GCONV=1E-8) satisfied.	0,69	3,72	0,019		Algorithm converged.	-0,015	0,054	1,57		Algorithm converged.	0,70	3,52	0,2733		0,64		Algorithm converged.	0,28	1,43
Vascular disorders	Aortic stenosis	< 65 years	352	55,7	1	0,3	362	57,9	0	0,0		*	Quasi-complete separation of data points detected.				*	WARNING: The relative Hessian convergence criterion of 52.752689443 is greater than the limit of 0.0001. The convergence is questionable.			NE		Algorithm converged.	NE	NE	0,3105	NE	NE		Algorithm converged.	NE	NE
Vascular disorders	Aortic stenosis	>= 65 years	280	44,3	0	0,0	263	42,1	0	0,0	NE			NE	NE	NE		NE	NE	NE	NE		NE	NE	NE	NE		NE		NE	NE	NE
Vascular disorders	Arterial occlusive disease	< 65 years	352	55,7	1	0,3	362	57,9	0	0,0		*	Quasi-complete separation of data points detected.				*	WARNING: The relative Hessian convergence criterion of 52.752689443 is greater than the limit of 0.0001. The convergence is questionable.			NE		Algorithm converged.	NE	NE	0,3105	NE	NE		Algorithm converged.	NE	NE
Vascular disorders	Arterial occlusive disease	>= 65 years	280	44,3	0	0,0	263	42,1	0	0,0	NE			NE	NE	NE		NE	NE	NE	NE		NE	NE	NE	NE		NE		NE	NE	NE
Vascular disorders	Arteriosclerosis	< 65 years	352	55,7	2	0,6	362	57,9	0	0,0		*	Quasi-complete separation of data points detected.				*	WARNING: Negative of Hessian not positive definite.			NE		Algorithm converged.	NE	NE	0,1512	NE	NE		Algorithm converged.	NE	NE
Vascular disorders	Arteriosclerosis	>= 65 years	280	44,3	0	0,0	263	42,1	0	0,0	NE			NE	NE	NE		NE	NE	NE	NE		NE	NE	NE	NE		NE		NE	NE	NE
Vascular disorders	Blood pressure fluctuation	< 65 years	352	55,7	0	0,0	362	57,9	1	0,3		*	Quasi-complete separation of data points detected.				*	ERROR: Error in computing the link function, its derivatives, or the variance function.			0,00		Algorithm converged.	0,00	NE	0,3241	0,0543	>999.99		Algorithm converged.	0,00	NE
Vascular disorders	Blood pressure fluctuation	>= 65 years	280	44,3	2	0,7	263	42,1	0	0,0		*	Quasi-complete separation of data points detected.				*	WARNING: Negative of Hessian not positive definite.			NE		Algorithm converged.	NE	NE	0,1701		NE		Algorithm converged.	NE	NE
Vascular disorders	Blood pressure inadequately controlled	< 65 years	352	55,7	0	0,0	362	57,9	0	0,0	NE			NE	NE	NE		NE	NE	NE	NE		NE	NE	NE	NE	NE	NE		NE	NE	NE
Vascular disorders	Blood pressure inadequately controlled	>= 65 years	280	44,3	0	0,0	263	42,1	1	0,4		*	Quasi-complete separation of data points detected.				*	ERROR: The mean parameter is either invalid or at a limit of its range for some observations.			0,00		Algorithm converged.	0,00	NE	0,3022		>999.99		Algorithm converged.	0,00	NE
Vascular disorders	Deep vein thrombosis	< 65 years	352	55,7	0	0,0	362	57,9	1	0,3		*	Quasi-complete separation of data points detected.				*	ERROR: Error in computing the link function, its derivatives, or the variance function.			0,00		Algorithm converged.	0,00	NE	0,3241	0,1012	>999.99		Algorithm converged.	0,00	NE
Vascular disorders	Deep vein thrombosis	>= 65 years	280	44,3	1	0,4	263	42,1	0	0,0		*	Quasi-complete separation of data points detected.				*	WARNING: Negative of Hessian not positive definite.			NE		Algorithm converged.	NE	NE	0,3325		NE		Algorithm converged.	NE	NE
Vascular disorders	Haematoma	< 65 years	352	55,7	0	0,0	362	57,9	0	0,0	NE			NE	NE	NE		NE	NE	NE	NE		NE	NE	NE	NE	NE	NE		NE	NE	NE
Vascular disorders	Haematoma	>= 65 years	280	44,3	0	0,0	263	42,1	2	0,8		*	Quasi-complete separation of data points detected.				*	ERROR: The mean parameter is either invalid or at a limit of its range for some observations.			0,00		Algorithm converged.	0,00	NE	0,1441		>999.99		Algorithm converged.	0,00	NE
Vascular disorders	Hyperaemia	< 65 years	352	55,7	1	0,3	362	57,9	0	0,0		*	Quasi-complete separation of data points detected.				*	WARNING: The relative Hessian convergence criterion of 52.752689443 is greater than the limit of 0.0001. The convergence is questionable.			NE		Algorithm converged.	NE	NE	0,3105	NE	NE		Algorithm converged.	NE	NE
Vascular disorders	Hyperaemia	>= 65 years	280	44,3	0	0,0	263	42,1	0	0,0	NE			NE	NE	NE		NE	NE	NE	NE		NE	NE	NE	NE		NE		NE	NE	NE
Vascular disorders	Hypertension	< 65 years	352	55,7	9	2,6	362	57,9	9	2,5	1,03		Convergence criterion (GCONV=1E-8) satisfied.	0,40	2,62	0,001		Algorithm converged.	-0,022	0,024	1,03		Algorithm converged.	0,41	2,56	0,9520	0,3329	0,97		Algorithm converged.	0,39	2,42
Vascular disorders	Hypertension	>= 65 years	280	44,3	9	3,2	263	42,1	4	1,5	2,15		Convergence criterion (GCONV=1E-8) satisfied.	0,65	7,07	0,017		Algorithm converged.	-0,008	0,042	2,11		Algorithm converged.	0,66	6,78	0,1975		0,47		Algorithm converged.	0,15	1,52
Vascular disorders	Hypertensive urgency	< 65 years	352	55,7	0	0,0	362	57,9	1	0,3		*	Quasi-complete separation of data points detected.				*	ERROR: Error in computing the link function, its derivatives, or the variance function.			0,00		Algorithm converged.	0,00	NE	0,3241	0,1012	>999.99		Algorithm converged.	0,00	NE
Vascular disorders	Hypertensive urgency	>= 65 years	280	44,3	1	0,4	263	42,1	0	0,0		*	Quasi-complete separation of data points detected.				*	WARNING: Negative of Hessian not positive definite.			NE		Algorithm converged.	NE	NE	0,3325		NE		Algorithm converged.	NE	NE
Vascular disorders	Hypotension	< 65 years	352	55,7	2	0,6	362	57,9	2	0,6	1,03		Convergence criterion (GCONV=1E-8) satisfied.	0,14	7,34	0,000		Algorithm converged.	-0,011	0,011	1,03		Algorithm converged.	0,15	7,26	0,9776	0,1012	0,97		Algorithm converged.	0,14	6,87
Vascular disorders	Hypotension	>= 65 years	280	44,3	3	1,1	263	42,1	0	0,0		*	Quasi-complete separation of data points detected.				*	WARNING: Negative of Hessian not positive definite.			NE		Algorithm converged.	NE	NE	0,0926		NE		Algorithm converged.	NE	NE
Vascular disorders	Orthostatic hypotension	< 65 years	352	55,7	0	0,0	362	57,9	0	0,0	NE			NE	NE	NE		NE	NE	NE	NE		NE	NE	NE	NE	NE	NE		NE	NE	NE
Vascular disorders	Orthostatic hypotension	>= 65 years	280	44,3	0	0,0	263	42,1	1	0,4		*	Quasi-complete separation of data points detected.				*	ERROR: The mean parameter is either invalid or at a limit of its range for some observations.			0,00		Algorithm converged.	0,00	NE	0,3022		>999.99		Algorithm converged.	0,00	NE
Vascular disorders	Peripheral arterial occlusive disease	< 65 years	352	55,7	1	0,3	362	57,9	0	0,0		*	Quasi-complete separation of data points detected.				*	WARNING: The relative Hessian convergence criterion of 60.288787935 is greater than the limit of 0.0001. The convergence is questionable.			NE		Algorithm converged.	NE	NE	0,3105	NE	NE		Algorithm converged.	NE	NE
Vascular disorders	Peripheral arterial occlusive disease	>= 65 years	280	44,3	0	0,0	263	42,1	0	0,0	NE			NE	NE	NE		NE	NE	NE	NE		NE	NE	NE	NE		NE		NE	NE	NE
Vascular disorders	Peripheral artery occlusion	< 65 years	352	55,7	0	0,0	362	57,9	0	0,0	NE			NE	NE	NE		NE	NE	NE	NE		NE	NE	NE	NE	NE	NE		NE	NE	NE
Vascular disorders	Peripheral artery occlusion	>= 65 years	280	44,3	0	0,0	263	42,1	1	0,4		*	Quasi-complete separation of data points detected.				*	ERROR: The mean parameter is either invalid or at a limit of its range for some observations.			0,00		Algorithm converged.	0,00	NE	0,3022		>999.99		Algorithm converged.	0,00	NE
Vascular disorders	Peripheral artery stenosis	< 65 years	352	55,7	0	0,0	362	57,9	0	0,0	NE			NE	NE	NE		NE	NE	NE	NE		NE	NE	NE	NE	NE	NE		NE	NE	NE
Vascular disorders	Peripheral artery stenosis	>= 65 years	280	44,3	0	0,0	263	42,1	1	0,4		*	Quasi-complete separation of data points detected.				*	ERROR: The mean parameter is either invalid or at a limit of its range for some observations.			0,00		Algorithm converged.	0,00	NE	0,3022		>999.99		Algorithm converged.	0,00	NE
Vascular disorders	Poor peripheral circulation	< 65 years	352	55,7	1	0,3	362	57,9	0	0,0		*	Quasi-complete separation of data points detected.				*	WARNING: The relative Hessian convergence criterion of 52.752689443 is greater than the limit of 0.0001. The convergence is questionable.			NE		Algorithm converged.	NE	NE	0,3105	NE	NE		Algorithm converged.	NE	NE
Vascular disorders	Poor peripheral circulation	>= 65 years	280	44,3	0	0,0	263	42,1	0	0,0	NE			NE	NE	NE		NE	NE	NE	NE		NE	NE	NE	NE		NE		NE	NE	NE
Vascular disorders	Thrombophlebitis	< 65 years	352	55,7	0	0,0	362	57,9	0	0,0	NE			NE	NE	NE		NE	NE	NE	NE		NE	NE	NE	NE	NE	NE		NE	NE	NE
Vascular disorders	Thrombophlebitis	>= 65 years	280	44,3	0	0,0	263	42,1	1	0,4		*	Quasi-complete separation of data points detected.				*	ERROR: The mean parameter is either invalid or at a limit of its range for some observations.			0,00		Algorithm converged.	0,00	NE	0,3022		>999.99		Algorithm converged.	0,00	NE

Includes AEs with onset up to Day 405 (last day of Week 56 analysis visit window).
Only AEs of highest severity are counted.
Test for interaction based on RR (Log-binomial regression)
* indicates convergence problem. Result is uninterpretable.
Clinical cut-off: YOSEMITE 01NOV2021 and RHINE 28OCT2021

Program: root/clinical studies/RO6867461/CDT70122/share/ACE pool DME CSR Final/prod/program/t ae raw soc.sas
Output: root/clinical_studies/RO6867461/CDT70122/share/ACE_pool_DME_CSR_Final/prod/output_saf_bc/t_ae_raw_soc_sg_WMODAE_AEW56_SEBC_OCTNOV2021_DME.xls
11AUG2022 18:43

POPULATION: Safety-Evaluable Population B vs. C
ENDPOINT: Moderate AEs through Week 56
MODEL: Unstratified analysis
STUDY: GR40349 & GR40398
Dichotomous Analysis by Subgroups (Safety)

Baseline BCVA ETDRS letter score

			Faricimab (PTI) (N=632)				Aflibercept (N=625)				Faricimab (PTI) vs. Aflibercept										Aflibercept vs. Faricimab (PTI)			
			Patients		Patients with Event		Patients		Patients with Event		Odds Ratio				Absolute Risk Difference				Relative Risk				Relative Risk			
MedDRA System Organ Class	MedDRA Preferred Term	Level	n	%	n	%	n	%	n	%	Odds Ratio	Convergence Reason	95% Lower CL	95% Upper CL	Absolute Risk	Convergence Reason	95% Lower CL	95% Upper CL	Relative Risk	Convergence Reason	95% Lower CL	95% Upper CL	p-value (Cochran-Mantel-Haenszel)	Interaction Test p-value (likelihood ratio)	Relative Risk	Convergence Reason	95% Lower CL	95% Upper CL
Blood and lymphatic system disorders		< 64 letters	281	44,5	3	1,1	284	45,4	6	2,1	0,50	Convergence criterion (GCONV=1E-8) satisfied.	0,12	2,02	-0,010	Algorithm converged.	-0,031	0,010	0,51	Algorithm converged.	0,11	2,02	0,3216	0,3551	1,98	Algorithm converged.	0,52	7,83
Blood and lymphatic system disorders		>= 64 letters	349	55,2	1	0,3	341	54,6	6	1,8	0,16	Convergence criterion (GCONV=1E-8) satisfied.	0,02	1,34	-0,015	Algorithm converged.	-0,030	0,000	0,16	Algorithm converged.	0,02	1,35	0,0537		6,14	Algorithm converged.	0,74	50,74
Blood and lymphatic system disorders		Missing	2	0,3	0	0,0	0	0,0	0	0,0	NE		NE	NE	NE	NE	NE	NE	NE	NE	NE	NE	NE		NE	NE	NE	NE
Blood and lymphatic system disorders	Anaemia	< 64 letters	281	44,5	2	0,7	284	45,4	4	1,4	0,50	Convergence criterion (GCONV=1E-8) satisfied.	0,09	2,74	-0,007	Algorithm converged.	-0,024	0,010	0,51	Algorithm converged.	0,09	2,74	0,4196	0,2373	1,98	Algorithm converged.	0,37	10,72
Blood and lymphatic system disorders	Anaemia	>= 64 letters	349	55,2	0	0,0	341	54,6	2	0,6	*	Quasi-complete separation of data points detected.			*	ERROR: Error in computing the link function. its derivatives. or the variance function.			0,01	Algorithm converged.	0,01	NE	0,1522		>999,99	Algorithm converged.	0,01	NE
Blood and lymphatic system disorders	Anaemia	Missing	2	0,3	0	0,0	0	0,0	0	0,0	NE		NE	NE	NE	NE	NE	NE	NE	NE	NE	NE	NE		NE	NE	NE	NE
Blood and lymphatic system disorders	Anaemia of chronic disease	< 64 letters	281	44,5	0	0,0	284	45,4	1	0,4	*	Quasi-complete separation of data points detected.			*	ERROR: The mean parameter is either invalid or at a limit of its range for some observations.			0,01	Algorithm converged.	0,00	NE	0,3199	NE	>999,99	Algorithm converged.	0,01	NE
Blood and lymphatic system disorders	Anaemia of chronic disease	>= 64 letters	349	55,2	0	0,0	341	54,6	0	0,0	NE		NE	NE	NE	NE	NE	NE	NE	NE	NE	NE	NE		NE	NE	NE	NE
Blood and lymphatic system disorders	Anaemia of chronic disease	Missing	2	0,3	0	0,0	0	0,0	0	0,0	NE		NE	NE	NE	NE	NE	NE	NE	NE	NE	NE	NE		NE	NE	NE	NE
Blood and lymphatic system disorders	Iron deficiency anaemia	< 64 letters	281	44,5	0	0,0	284	45,4	0	0,0	NE		NE	NE	NE	NE	NE	NE	NE	NE	NE	NE	NE	NE	NE	NE	NE	NE
Blood and lymphatic system disorders	Iron deficiency anaemia	>= 64 letters	349	55,2	0	0,0	341	54,6	2	0,6	*	Quasi-complete separation of data points detected.			*	ERROR: Error in computing the link function. its derivatives. or the variance function.			0,00	Algorithm converged.	0,00	NE	0,1522		>999,99	Algorithm converged.	0,00	NE
Blood and lymphatic system disorders	Iron deficiency anaemia	Missing	2	0,3	0	0,0	0	0,0	0	0,0	NE		NE	NE	NE	NE	NE	NE	NE	NE	NE	NE	NE		NE	NE	NE	NE
Blood and lymphatic system disorders	Microcytic anaemia	< 64 letters	281	44,5	0	0,0	284	45,4	0	0,0	NE		NE	NE	NE	NE	NE	NE	NE	NE	NE	NE	NE	1,0000	NE	NE	NE	NE
Blood and lymphatic system disorders	Microcytic anaemia	>= 64 letters	349	55,2	1	0,3	341	54,6	1	0,3	0,96	Convergence criterion (GCONV=1E-8) satisfied.	0,06	15,68	0,000	Algorithm converged.	-0,008	0,008	0,98	Algorithm converged.	0,06	15,54	0,9869		1,02	Algorithm converged.	0,06	16,30
Blood and lymphatic system disorders	Microcytic anaemia	Missing	2	0,3	0	0,0	0	0,0	0	0,0	NE		NE	NE	NE	NE	NE	NE	NE	NE	NE	NE	NE		NE	NE	NE	NE
Blood and lymphatic system disorders	Neutrophilia	< 64 letters	281	44,5	0	0,0	284	45,4	0	0,0	NE		NE	NE	NE	NE	NE	NE	NE	NE	NE	NE	NE	NE	NE	NE	NE	NE
Blood and lymphatic system disorders	Neutrophilia	>= 64 letters	349	55,2	0	0,0	341	54,6	0	0,0	NE		NE	NE	NE	NE	NE	NE	NE	NE	NE	NE	NE		NE	NE	NE	NE
Blood and lymphatic system disorders	Neutrophilia	Missing	2	0,3	0	0,0	0	0,0	0	0,0	NE		NE	NE	NE	NE	NE	NE	NE	NE	NE	NE	NE		NE	NE	NE	NE
Blood and lymphatic system disorders	Thrombocytopenia	< 64 letters	281	44,5	1	0,4	284	45,4	0	0,0	*	Quasi-complete separation of data points detected.			*	WARNING: Negative of Hessian not positive definite.			NE	Algorithm converged.	NE	NE	0,3147	NE	NE	Algorithm converged.	NE	NE
Blood and lymphatic system disorders	Thrombocytopenia	>= 64 letters	349	55,2	0	0,0	341	54,6	0	0,0	NE		NE	NE	NE	NE	NE	NE	NE	NE	NE	NE	NE		NE	NE	NE	NE
Blood and lymphatic system disorders	Thrombocytopenia	Missing	2	0,3	0	0,0	0	0,0	0	0,0	NE		NE	NE	NE	NE	NE	NE	NE	NE	NE	NE	NE		NE	NE	NE	NE
Cardiac disorders		< 64 letters	281	44,5	11	3,9	284	45,4	9	3,2	1,24	Convergence criterion (GCONV=1E-8) satisfied.	0,51	3,03	0,007	Algorithm converged.	-0,023	0,038	1,24	Algorithm converged.	0,52	2,93	0,6319	0,5658	0,81	Algorithm converged.	0,34	1,92
Cardiac disorders		>= 64 letters	349	55,2	6	1,7	341	54,6	5	1,5	0,78	Convergence criterion (GCONV=1E-8) satisfied.	0,21	2,93	-0,003	Algorithm converged.	-0,030	0,014	0,78	Algorithm converged.	0,21	2,89	0,7112		1,28	Algorithm converged.	0,33	4,79
Cardiac disorders		Missing	3	0,5	0	0,0	0	0,0	0	0,0	NE		NE	NE	NE	NE	NE	NE	NE	NE	NE	NE	NE		NE	NE	NE	NE
Cardiac disorders	Acute myocardial infarction	< 64 letters	281	44,5	0	0,0	284	45,4	1	0,4	*	Quasi-complete separation of data points detected.			*	ERROR: The mean parameter is either invalid or at a limit of its range for some observations.			0,01	Algorithm converged.	0,00	NE	0,3199	NE	>999,99	Algorithm converged.	0,01	NE
Cardiac disorders	Acute myocardial infarction	>= 64 letters	349	55,2	0	0,0	341	54,6	0	0,0	NE		NE	NE	NE	NE	NE	NE	NE	NE	NE	NE	NE		NE	NE	NE	NE
Cardiac disorders	Acute myocardial infarction	Missing	2	0,3	0	0,0	0	0,0	0	0,0	NE		NE	NE	NE	NE	NE	NE	NE	NE	NE	NE	NE		NE	NE	NE	NE
Cardiac disorders	Angina pectoris	< 64 letters	281	44,5	3	0,9	284	45,4	1	0,4	2,03	Convergence criterion (GCONV=1E-8) satisfied.	0,19	22,50	0,004	Algorithm converged.	-0,008	0,016	2,03	Algorithm converged.	0,19	22,17	0,5568	0,1842	0,49	Algorithm converged.	0,03	5,43
Cardiac disorders	Angina pectoris	>= 64 letters	349	55,2	0	0,0	341	54,6	1	0,3	*	Quasi-complete separation of data points detected.			*	ERROR: The mean parameter is either invalid or at a limit of its range for some observations.			0,01	Algorithm converged.	0,00	NE	0,3117		>999,99	Algorithm converged.	0,01	NE
Cardiac disorders	Angina pectoris	Missing	2	0,3	0	0,0	0	0,0	0	0,0	NE		NE	NE	NE	NE	NE	NE	NE	NE	NE	NE	NE		NE	NE	NE	NE
Cardiac disorders	Aortic valve stenosis	< 64 letters	281	44,5	0	0,0	284	45,4	0	0,0	NE		NE	NE	NE	NE	NE	NE	NE	NE	NE	NE	NE	NE	NE	NE	NE	NE
Cardiac disorders	Aortic valve stenosis	>= 64 letters	349	55,2	1	0,3	341	54,6	0	0,0	*	Quasi-complete separation of data points detected.			*	WARNING: The relative Hessian convergence criterion of 49.754538305 is greater than the limit of 0.0001. The convergence is questionable.			NE	Algorithm converged.	NE	NE	0,3229		NE	Algorithm converged.	NE	NE
Cardiac disorders	Aortic valve stenosis	Missing	2	0,3	0	0,0	0	0,0	0	0,0	NE		NE	NE	NE	NE	NE	NE	NE	NE	NE	NE	NE		NE	NE	NE	NE
Cardiac disorders	Arrhythmia	< 64 letters	281	44,5	2	0,7	284	45,4	0	0,0	*	Quasi-complete separation of data points detected.			*	WARNING: Negative of Hessian not positive definite.			NE	Algorithm converged.	NE	NE	0,3147	1,0000	NE	Algorithm converged.	NE	NE
Cardiac disorders	Arrhythmia	>= 64 letters	349	55,2	1	0,3	341	54,6	0	0,0	*	Quasi-complete separation of data points detected.			*	WARNING: The relative Hessian convergence criterion of 49.754538305 is greater than the limit of 0.0001. The convergence is questionable.			NE	Algorithm converged.	NE	NE	0,3229		NE	Algorithm converged.	NE	NE
Cardiac disorders	Arrhythmia	Missing	2	0,3	0	0,0	0	0,0	0	0,0	NE		NE	NE	NE	NE	NE	NE	NE	NE	NE	NE	NE		NE	NE	NE	NE
Cardiac disorders	Arteriosclerosis coronary artery	< 64 letters	281	44,5	0	0,0	284	45,4	0	0,0	NE		NE	NE	NE	NE	NE	NE	NE	NE	NE	NE	NE	1,0000	NE	NE	NE	NE
Cardiac disorders	Arteriosclerosis coronary artery	>= 64 letters	349	55,2	1	0,3	341	54,6	1	0,3	0,98	Convergence criterion (GCONV=1E-8) satisfied.	0,06	15,68	0,000	Algorithm converged.	-0,008	0,008	0,98	Algorithm converged.	0,06	15,54	0,9869		1,02	Algorithm converged.	0,06	16,30
Cardiac disorders	Arteriosclerosis coronary artery	Missing	2	0,3	0	0,0	0	0,0	0	0,0	NE		NE	NE	NE	NE	NE	NE	NE	NE	NE	NE	NE		NE	NE	NE	NE
Cardiac disorders	Atrial fibrillation	< 64 letters	281	44,5	3	1,1	284	45,4	1	0,4	3,03	Convergence criterion (GCONV=1E-8) satisfied.	0,32	29,53	0,007	Algorithm converged.	-0,007	0,022	3,03	Algorithm converged.	0,32	28,97	0,3109	1,0000	0,33	Algorithm converged.	0,03	3,14
Cardiac disorders	Atrial fibrillation	>= 64 letters	349	55,2	0	0,0	341	54,6	0	0,0	NE		NE	NE	NE	NE	NE	NE	NE	NE	NE	NE	NE		NE	NE	NE	NE
Cardiac disorders	Atrial fibrillation	Missing	2	0,3	0	0,0	0	0,0	0	0,0	NE		NE	NE	NE	NE	NE	NE	NE	NE	NE	NE	NE		NE	NE	NE	NE
Cardiac disorders	Bundle branch block right	< 64 letters	281	44,5	0	0,0	284	45,4	0	0,0	NE		NE	NE	NE	NE	NE	NE	NE	NE	NE	NE	NE	NE	NE	NE	NE	NE
Cardiac disorders	Bundle branch block right	>= 64 letters	349	55,2	1	0,3	341	54,6	0	0,0	*	Quasi-complete separation of data points detected.			*	WARNING: The relative Hessian convergence criterion of 49.754538305 is greater than the limit of 0.0001. The convergence is questionable.			NE	Algorithm converged.	NE	NE	0,3229		NE	Algorithm converged.	NE	NE
Cardiac disorders	Bundle branch block right	Missing	3	0,5	0	0,0	0	0,0	0	0,0	NE		NE	NE	NE	NE	NE	NE	NE	NE	NE	NE	NE		NE	NE	NE	NE
Cardiac disorders	Cardiac failure	< 64 letters	281	44,5	0	0,0	284	45,4	2	0,7	*	Quasi-complete separation of data points detected.			*	ERROR: The mean parameter is either invalid or at a limit of its range for some observations.			0,00	Algorithm converged.	0,00	NE	0,1591	0,1929	>999,99	Algorithm converged.	0,00	NE
Cardiac disorders	Cardiac failure	>= 64 letters	349	55,2	1	0,3	341	54,6	1	0,3	0,98	Convergence criterion (GCONV=1E-8) satisfied.	0,06	15,68	0,000	Algorithm converged.	-0,008	0,008	0,98	Algorithm converged.	0,06	15,54	0,9869		1,02	Algorithm converged.	0,06	16,30
Cardiac disorders	Cardiac failure	Missing	2	0,3	0	0,0	0	0,0	0	0,0	NE		NE	NE	NE	NE	NE	NE	NE	NE	NE	NE	NE		NE	NE	NE	NE
Cardiac disorders	Cardiac failure acute	< 64 letters	281	44,5	0	0,0	284	45,4	1	0,4	*	Quasi-complete separation of data points detected.			*	ERROR: The mean parameter is either invalid or at a limit of its range for some observations.			0,00	Algorithm converged.	0,00	NE	0,3199	NE	>999,99	Algorithm converged.	0,00	NE
Cardiac disorders	Cardiac failure acute	>= 64 letters	349	55,2	0	0,0	341	54,6	0	0,0	NE		NE	NE	NE	NE	NE	NE	NE	NE	NE	NE	NE		NE	NE	NE	NE
Cardiac disorders	Cardiac failure acute	Missing	2	0,3	0	0,0	0	0,0	0	0,0	NE		NE	NE	NE	NE	NE	NE	NE	NE	NE	NE	NE		NE	NE	NE	NE
Cardiac disorders	Cardiac failure congestive	< 64 letters	281	44,5	3	1,1	284	45,4	3	1,1	1,01	Convergence criterion (GCONV=1E-8) satisfied.	0,20	5,03	0,000	Algorithm converged.	-0,017	0,017	1,01	Algorithm converged.	0,21	4,96	0,9896	1,0000	0,99	Algorithm converged.	0,20	4,86
Cardiac disorders	Cardiac failure congestive	>= 64 letters	349	55,2	0	0,0	341	54,6	0	0,0	NE		NE	NE	NE	NE	NE	NE	NE	NE	NE	NE	NE		NE	NE	NE	NE
Cardiac disorders	Cardiac failure congestive	Missing	2	0,3	0	0,0	0	0,0	0	0,0	NE		NE	NE	NE	NE	NE	NE	NE	NE	NE	NE	NE		NE	NE	NE	NE
Cardiac disorders	Cardiomegaly	< 64 letters	281	44,5	0	0,0	284	45,4	1	0,4	*	Quasi-complete separation of data points detected.			*	ERROR: The mean parameter is either invalid or at a limit of its range for some observations.			0,00	Algorithm converged.	0,00	NE	0,3199	1,0000	>999,99	Algorithm converged.	0,00	NE
Cardiac disorders	Cardiomegaly	>= 64 letters	349	55,2	0	0,0	341	54,6	1	0,3	*	Quasi-complete separation of data points detected.			*	ERROR: The mean parameter is either invalid or at a limit of its range for some observations.			0,00	Algorithm converged.	0,00	NE	0,3117		>999,99	Algorithm converged.	0,00	NE
Cardiac disorders	Cardiomegaly	Missing	2	0,3	0	0,0	0	0,0	0	0,0	NE		NE	NE	NE	NE	NE	NE	NE	NE	NE	NE	NE		NE	NE	NE	NE
Cardiac disorders	Cardiomyopathy	< 64 letters	281	44,5	0	0,0	284	45,4	0	0,0	NE		NE	NE	NE	NE	NE	NE	NE	NE	NE	NE	NE	NE	NE	NE	NE	NE
Cardiac disorders	Cardiomyopathy	>= 64 letters	349	55,2	1	0,3	341	54,6	0	0,0	*	Quasi-complete separation of data points detected.			*	WARNING: The relative Hessian convergence criterion of 49.754538305 is greater than the limit of 0.0001. The convergence is questionable.			NE	Algorithm converged.	NE	NE	0,3229		NE	Algorithm converged.	NE	NE
Cardiac disorders	Cardiomyopathy	Missing	2	0,3	0	0,0	0	0,0	0	0,0	NE		NE	NE	NE	NE	NE	NE	NE	NE	NE	NE	NE		NE	NE	NE	NE
Cardiac disorders	Congestive cardiomyopathy	< 64 letters	281	44,5	0	0,0	284	45,4	1	0,4	*	Quasi-complete separation of data points detected.			*	ERROR: The mean parameter is either invalid or at a limit of its range for some observations.			0,00	Algorithm converged.	0,00	NE	0,3199	NE	>999,99	Algorithm converged.	0,00	NE
Cardiac disorders	Congestive cardiomyopathy	>= 64 letters	349	55,2	0	0,0	341	54,6	0	0,0	NE		NE	NE	NE	NE	NE	NE	NE	NE	NE	NE	NE		NE	NE	NE	NE
Cardiac disorders	Congestive cardiomyopathy	Missing	2	0,3	0	0,0	0	0,0	0	0,0	NE		NE	NE	NE	NE	NE	NE	NE	NE	NE	NE	NE		NE	NE	NE	NE
Cardiac disorders	Coronary artery disease	< 64 letters	281	44,5	0	0,0	284	45,4	0	0,0	*	Quasi-complete separation of data points detected.			*	WARNING: Negative of Hessian not positive definite.			NE	Algorithm converged.	NE	NE	0,3147	0,0430	NE	Algorithm converged.	NE	NE
Cardiac disorders	Coronary artery disease	>= 64 letters	349	55,2	1	0,3	341	54,6	1	0,3	*	Quasi-complete separation of data points detected.			*	ERROR: The mean parameter is either invalid or at a limit of its range for some observations.			0,01	Algorithm converged.	0,00	NE	0,3117		>999,99	Algorithm converged.	0,01	NE
Cardiac disorders	Coronary artery disease	Missing	3	0,5	0	0,0	0	0,0	0	0,0	NE		NE	NE	NE	NE	NE	NE	NE	NE	NE	NE	NE		NE	NE	NE	NE
Cardiac disorders	Coronary artery occlusion	< 64 letters	281	44,5	0	0,0	284	45,4	0	0,0	NE		NE	NE	NE	NE	NE	NE	NE	NE	NE	NE	NE	NE	NE	NE	NE	NE
Cardiac disorders	Coronary artery occlusion	>= 64 letters	349	55,2	0	0,0	341	54,6	1	0,3	*	Quasi-complete separation of data points detected.			*	ERROR: The mean parameter is either invalid or at a limit of its range for some observations.			0,01	Algorithm converged.	0,00	NE	0,3117		>999,99	Algorithm converged.	0,01	NE
Cardiac disorders	Coronary artery occlusion	Missing	3	0,5	0	0,0	0	0,0	0	0,0	NE		NE	NE	NE	NE	NE	NE	NE	NE	NE	NE	NE		NE	NE	NE	NE
Cardiac disorders	Coronary artery stenosis	< 64 letters	281	44,5	0	0,0	284	45,4	0	0,0	NE		NE	NE	NE	NE	NE	NE	NE	NE	NE	NE	NE	NE	NE	NE	NE	NE
Cardiac disorders	Coronary artery stenosis	>= 64 letters	349	55,2	0	0,0	341	54,6	1	0,3	*	Quasi-complete separation of data points detected.			*	ERROR: The mean parameter is either invalid or at a limit of its range for some observations.			0,01	Algorithm converged.	0,00	NE	0,3117		>999,99	Algorithm converged.	0,01	NE
Cardiac disorders	Coronary artery stenosis	Missing	3	0,5	0	0,0	0	0,0	0	0,0	NE		NE	NE	NE	NE	NE	NE	NE	NE	NE	NE	NE		NE	NE	NE	NE
Cardiac disorders	Hypertensive heart disease	< 64 letters	281	44,5	1	0,4	284	45,4	0	0,0	*	Quasi-complete separation of data points detected.			*	WARNING: Negative of Hessian not positive definite.			NE	Algorithm converged.	NE	NE	0,3147	NE	NE	Algorithm converged.	NE	NE
Cardiac disorders	Hypertensive heart disease	>= 64 letters	349	55,2	0	0,0	341	54,6	0	0,0	NE		NE	NE	NE	NE	NE	NE	NE	NE	NE	NE	NE		NE	NE	NE	NE
Cardiac disorders	Hypertensive heart disease	Missing	2	0,3	0	0,0	0	0,0	0	0,0	NE		NE	NE	NE	NE	NE	NE	NE	NE	NE	NE	NE		NE	NE	NE	NE
Cardiac disorders	Ischaemic cardiomyopathy	< 64 letters	281	44,5	1	0,4	284	45,4	0	0,0	*	Quasi-complete separation of data points detected.			*	WARNING: Negative of Hessian not positive definite.			NE	Algorithm converged.	NE	NE	0,3147	1,0000	NE	Algorithm converged.	NE	NE
Cardiac disorders	Ischaemic cardiomyopathy	>= 64 letters	349	55,2	1	0,3	341	54,6	0	0,0	*	Quasi-complete separation of data points detected.			*	WARNING: The relative Hessian convergence criterion of 49.754538305 is greater than the limit of 0.0001. The convergence is questionable.			NE	Algorithm converged.	NE	NE	0,3229		NE	Algorithm converged.	NE	NE
Cardiac disorders	Ischaemic cardiomyopathy	Missing	3	0,5	0	0,0	0	0,0	0	0,0	NE		NE	NE	NE	NE	NE	NE	NE	NE	NE	NE	NE		NE	NE	NE	NE
Cardiac disorders	Left ventricular failure	< 64 letters	281	44,5	1	0,4	284	45,4	0	0,0	*	Quasi-complete separation of data points detected.			*	WARNING: Negative of Hessian not positive definite.			NE	Algorithm converged.	NE	NE	0,3147	NE	NE	Algorithm converged.	NE	NE
Cardiac disorders	Left ventricular failure	>= 64 letters	349	55,2	0	0,0	341	54,6	0	0,0	NE		NE	NE	NE	NE	NE	NE	NE	NE	NE	NE	NE		NE	NE	NE	NE
Cardiac disorders	Left ventricular failure	Missing	2	0,3	0	0,0	0	0,0	0	0,0	NE		NE	NE	NE	NE	NE	NE	NE	NE	NE	NE	NE		NE	NE	NE	NE
Cardiac disorders	Myocardial infarction	< 64 letters	281	44,5	0	0,0	284	45,4	0	0,0	NE		NE	NE	NE	NE	NE	NE	NE	NE	NE	NE	NE	NE	NE	NE	NE	NE
Cardiac disorders	Myocardial infarction	>= 64 letters	349	55,2	0	0,0	341	54,6	1	0,3	*	Quasi-complete separation of data points detected.			*	ERROR: The mean parameter is either invalid or at a limit of its range for some observations.			0,01	Algorithm converged.	0,00	NE	0,3117		>999,99	Algorithm converged.	0,01	NE
Cardiac disorders	Myocardial infarction	Missing	2	0,3	0	0,0	0	0,0	0	0,0	NE		NE	NE	NE	NE	NE	NE	NE	NE	NE	NE	NE		NE	NE	NE	NE
Cardiac disorders	Myocardial ischaemia	< 64 letters	281	44,5	0	0,0	284	45,4	3	0,4	*	Quasi-complete separation of data points detected.			*	ERROR: The mean parameter is either invalid or at a limit of its range for some observations.			0,00	Algorithm converged.	0,00	NE	0,3199	NE	>999,99	Algorithm converged.	0,00	NE
Cardiac disorders	Myocardial ischaemia	>= 64 letters	349	55,2	0	0,0	341	54,6	0	0,0	NE		NE	NE	NE	NE	NE	NE	NE	NE	NE	NE	NE		NE	NE	NE	NE
Cardiac disorders	Myocardial ischaemia	Missing	2	0,3	0	0,0	0	0,0	0	0,0	NE		NE	NE	NE	NE	NE	NE	NE	NE	NE	NE	NE		NE	NE	NE	NE
Cardiac disorders	Sinus bradycardia	< 64 letters	281	44,5	0	0,0	284	45,4	3	0,4	*	Quasi-complete separation of data points detected.			*	ERROR: The mean parameter is either invalid or at a limit of its range for some observations.			0,00	Algorithm converged.	0,00	NE	0,3199	NE	>999,99	Algorithm converged.	0,00	NE
Cardiac disorders	Sinus bradycardia	>= 64 letters	349	55,2	0	0,0	341	54,6	0	0,0	NE		NE	NE	NE	NE	NE	NE	NE	NE	NE	NE	NE		NE	NE	NE	NE

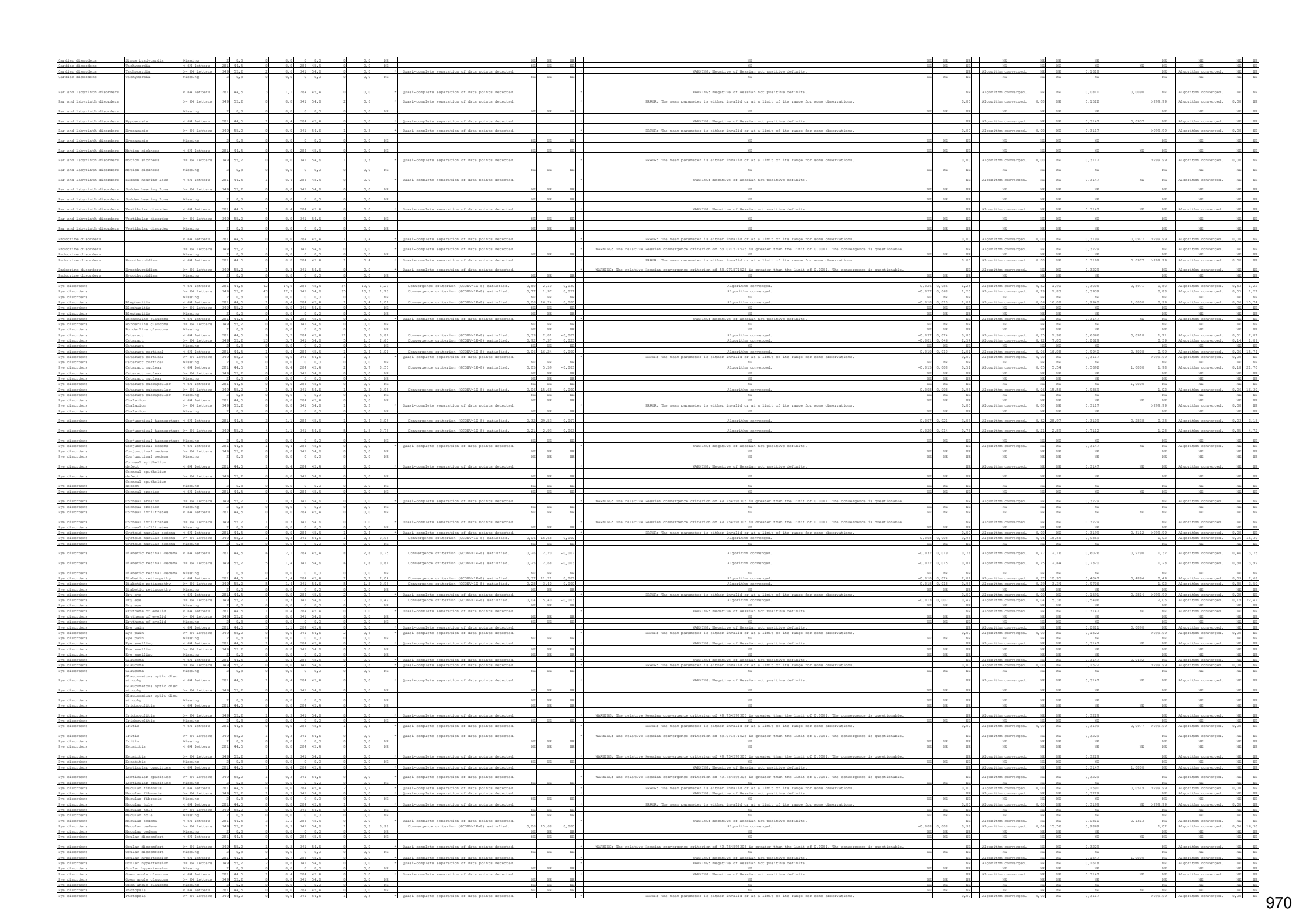

970

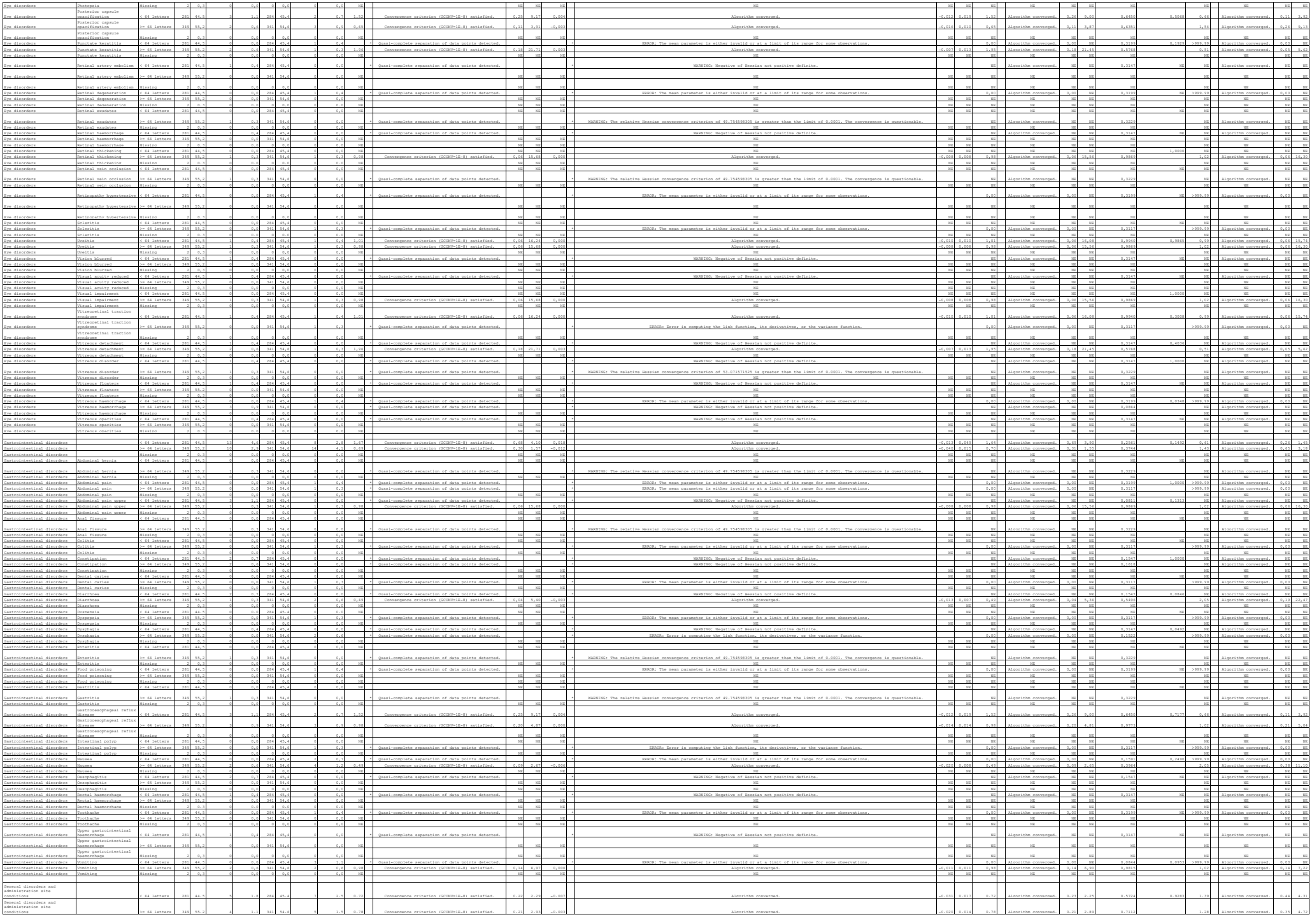

| | | |

| | | |

| | | |

Infections and infestations	Tooth abscess	>= 64 letters	349	55,2	1	0,3	341	54,6	0	0,0		* Quasi-complete separation of data points detected.				* WARNING: The relative Hessian convergence criterion of 49.754598305 is greater than the limit of 0.0001. The convergence is questionable.			NE	Algorithm converged.	NE	NE	0,3229		NE	Algorithm converged.	NE	NE
Infections and infestations	Tooth abscess	Missing	2	0,3	0	0,0	0	0,0	0	0,0	NE		NE	NE	NE	NE			NE	NE	NE	NE	NE		NE	NE	NE	NE	NE		NE	NE	NE	NE	NE
Infections and infestations	Tooth infection	< 64 letters	281	44,5	0	0,0	284	45,4	1	0,4		* Quasi-complete separation of data points detected.				ERROR: The mean parameter is either invalid or at a limit of its range for some observations.			0,01	Algorithm converged.	0,00	NE	0,3199	NE	>999,99	Algorithm converged.	0,00	NE
Infections and infestations	Tooth infection	>= 64 letters	349	55,3	0	0,0	341	54,6	0	0,0	NE		NE	NE	NE	NE			NE	NE	NE	NE	NE		NE	NE	NE	NE	NE		NE	NE	NE	NE	NE
Infections and infestations	Tooth infection	Missing	2	0,3	0	0,0	0	0,0	0	0,0	NE		NE	NE	NE	NE			NE	NE	NE	NE	NE		NE	NE	NE	NE	NE		NE	NE	NE	NE	NE
Infections and infestations	Upper respiratory tract infection	< 64 letters	281	44,5	1	0,4	284	45,4	2	0,7	0,53	Convergence criterion (GCONV=1E-8) satisfied.	0,03	5,53	-0,003	Algorithm converged.	-0,013	0,008	0,51	Algorithm converged.	0,05	5,54	0,5692	0,3512	1,98	Algorithm converged.	0,18	21,75
Infections and infestations	Upper respiratory tract infection	>= 64 letters	349	55,3	4	1,1	341	54,6	2	0,6	1,17	Convergence criterion (GCONV=1E-8) satisfied.	0,36	10,83	0,006	Algorithm converged.	-0,008	0,010	1,81	Algorithm converged.	0,36	10,61	0,4283		0,51	Algorithm converged.	0,01	2,78
Infections and infestations	Upper respiratory tract infection	Missing	2	0,3	0	0,0	0	0,0	0	0,0	NE		NE	NE	NE	NE			NE	NE	NE	NE	NE		NE	NE	NE	NE	NE		NE	NE	NE	NE	NE
Infections and infestations	Urinary tract infection	< 64 letters	281	44,5	4	1,4	284	45,4	5	1,8	0,81	Convergence criterion (GCONV=1E-8) satisfied.	0,21	3,03	-0,003	Algorithm converged.	-0,024	0,013	0,81	Algorithm converged.	0,22	2,98	0,7492	0,4896	1,24	Algorithm converged.	0,34	4,59
Infections and infestations	Urinary tract infection	>= 64 letters	349	55,2	2	0,6	341	54,6	5	1,5	0,39	Convergence criterion (GCONV=1E-8) satisfied.	0,07	2,01	-0,009	Algorithm converged.	-0,024	0,006	0,39	Algorithm converged.	0,08	2,00	0,2421		2,54	Algorithm converged.	0,50	13,16
Infections and infestations	Urinary tract infection	Missing	2	0,3	0	0,0	0	0,0	0	0,0	NE		NE	NE	NE	NE			NE	NE	NE	NE	NE		NE	NE	NE	NE	NE		NE	NE	NE	NE	NE
Infections and infestations	Viral infection	< 64 letters	281	44,5	0	0,0	284	45,4	1	0,4		* Quasi-complete separation of data points detected.				* ERROR: The mean parameter is either invalid or at a limit of its range for some observations.			0,01	Algorithm converged.	0,00	NE	0,3199	NE	>999,99	Algorithm converged.	0,00	NE
Infections and infestations	Viral infection	>= 64 letters	349	55,2	0	0,0	341	54,6	0	0,0	NE		NE	NE	NE	NE			NE	NE	NE	NE	NE		NE	NE	NE	NE	NE		NE	NE	NE	NE	NE
Infections and infestations	Viral infection	Missing	2	0,3	0	0,0	0	0,0	0	0,0	NE		NE	NE	NE	NE			NE	NE	NE	NE	NE		NE	NE	NE	NE	NE		NE	NE	NE	NE	NE
Infections and infestations	Viral upper respiratory tract infection	< 64 letters	281	44,5	0	0,0	284	45,4	0	0,0	NE		NE	NE	NE	NE			NE	NE	NE	NE	NE		NE	NE	NE	NE	NE		NE	NE	NE	NE	NE
Infections and infestations	Viral upper respiratory tract infection	>= 64 letters	349	55,2	0	0,0	341	54,6	2	0,6		* Quasi-complete separation of data points detected.				* ERROR: Error in computing the link function, its derivatives, or the variance function.			0,01	Algorithm converged.	0,00	NE	0,1522		>999,99	Algorithm converged.	0,00	NE
Infections and infestations	Viral upper respiratory tract infection	Missing	2	0,3	0	0,0	0	0,0	0	0,0	NE		NE	NE	NE	NE			NE	NE	NE	NE	NE		NE	NE	NE	NE	NE		NE	NE	NE	NE	NE
Injury, poisoning and procedural complications		< 64 letters	281	44,5	10	3,6	284	45,4	8	2,8	1,27	Convergence criterion (GCONV=1E-8) satisfied.	0,49	3,27	0,007	Algorithm converged.	-0,022	0,030	1,24	Algorithm converged.	0,51	3,15	0,6160	0,6942	0,79	Algorithm converged.	0,32	1,98
Injury, poisoning and procedural complications		>= 64 letters	349	55,2	28	5,2	341	54,6	11	3,2	1,63	Convergence criterion (GCONV=1E-8) satisfied.	0,76	3,52	0,019	Algorithm converged.	-0,011	0,049	1,60	Algorithm converged.	0,77	3,33	0,2064		0,63	Algorithm converged.	0,30	1,30
Injury, poisoning and procedural complications		Missing	2	0,3	0	0,0	0	0,0	0	0,0	NE		NE	NE	NE	NE			NE	NE	NE	NE	NE		NE	NE	NE	NE	NE		NE	NE	NE	NE	NE
Injury, poisoning and procedural complications	Animal bite	< 64 letters	281	44,5	0	0,0	284	45,4	0	0,0	NE		NE	NE	NE	NE			NE	NE	NE	NE	NE		NE	NE	NE	NE	NE		NE	NE	NE	NE	NE
Injury, poisoning and procedural complications	Animal bite	>= 64 letters	349	55,2	1	0,3	341	54,6	0	0,0		* Quasi-complete separation of data points detected.				* WARNING: The relative Hessian convergence criterion of 49.754598305 is greater than the limit of 0.0001. The convergence is questionable.			NE	Algorithm converged.	NE	NE	0,3229		NE	Algorithm converged.	NE	NE
Injury, poisoning and procedural complications	Animal bite	Missing	2	0,3	0	0,0	0	0,0	0	0,0	NE		NE	NE	NE	NE			NE	NE	NE	NE	NE		NE	NE	NE	NE	NE		NE	NE	NE	NE	NE
Injury, poisoning and procedural complications	Ankle fracture	< 64 letters	281	44,5	0	0,0	284	45,4	0	0,0	NE		NE	NE	NE	NE			NE	NE	NE	NE	NE		NE	NE	NE	NE	NE		NE	NE	NE	NE	NE
Injury, poisoning and procedural complications	Ankle fracture	>= 64 letters	349	55,2	0	0,0	341	54,6	1	0,3		* Quasi-complete separation of data points detected.				* ERROR: Error in computing the link function, its derivatives, or the variance function.			0,01	Algorithm converged.	0,00	NE	0,3117		>999,99	Algorithm converged.	0,00	NE
Injury, poisoning and procedural complications	Ankle fracture	Missing	2	0,3	0	0,0	0	0,0	0	0,0	NE		NE	NE	NE	NE			NE	NE	NE	NE	NE		NE	NE	NE	NE	NE		NE	NE	NE	NE	NE
Injury, poisoning and procedural complications	Anterior capsular rupture	< 64 letters	281	44,5	1	0,4	284	45,4	0	0,0		* Quasi-complete separation of data points detected.				* WARNING: Negative of Hessian not positive definite.			NE	Algorithm converged.	NE	NE	0,3147	NE	NE	Algorithm converged.	NE	NE
Injury, poisoning and procedural complications	Anterior capsular rupture	>= 64 letters	349	55,3	0	0,0	341	54,6	0	0,0	NE		NE	NE	NE	NE			NE	NE	NE	NE	NE		NE	NE	NE	NE	NE		NE	NE	NE	NE	NE
Injury, poisoning and procedural complications	Anterior capsular rupture	Missing	2	0,3	0	0,0	0	0,0	0	0,0	NE		NE	NE	NE	NE			NE	NE	NE	NE	NE		NE	NE	NE	NE	NE		NE	NE	NE	NE	NE
Injury, poisoning and procedural complications	Cartilage injury	< 64 letters	281	44,5	1	0,4	284	45,4	0	0,0		* Quasi-complete separation of data points detected.				* WARNING: Negative of Hessian not positive definite.			NE	Algorithm converged.	NE	NE	0,3147	0,0937	NE	Algorithm converged.	NE	NE
Injury, poisoning and procedural complications	Cartilage injury	>= 64 letters	349	55,3	0	0,0	341	54,6	1	0,3		* Quasi-complete separation of data points detected.				* ERROR: Error in computing the link function, its derivatives, or the variance function.			0,01	Algorithm converged.	0,00	NE	0,3117		>999,99	Algorithm converged.	0,00	NE
Injury, poisoning and procedural complications	Cartilage injury	Missing	2	0,3	0	0,0	0	0,0	0	0,0	NE		NE	NE	NE	NE			NE	NE	NE	NE	NE		NE	NE	NE	NE	NE		NE	NE	NE	NE	NE
Injury, poisoning and procedural complications	Chemical burns of eye	< 64 letters	281	44,5	0	0,0	284	45,4	0	0,0	NE		NE	NE	NE	NE			NE	NE	NE	NE	NE		NE	NE	NE	NE	NE		NE	NE	NE	NE	NE
Injury, poisoning and procedural complications	Chemical burns of eye	>= 64 letters	349	55,2	1	0,3	341	54,6	1	0,3		* Quasi-complete separation of data points detected.				* ERROR: Error in computing the link function, its derivatives, or the variance function.			0,01	Algorithm converged.	0,00	NE	0,3117		>999,99	Algorithm converged.	0,00	NE
Injury, poisoning and procedural complications	Chemical burns of eye	Missing	2	0,3	0	0,0	0	0,0	0	0,0	NE		NE	NE	NE	NE			NE	NE	NE	NE	NE		NE	NE	NE	NE	NE		NE	NE	NE	NE	NE
Injury, poisoning and procedural complications	Contusion	< 64 letters	281	44,5	1	0,4	284	45,4	0	0,0		* Quasi-complete separation of data points detected.				* WARNING: Negative of Hessian not positive definite.			NE	Algorithm converged.	NE	NE	0,3147	NE	NE	Algorithm converged.	NE	NE
Injury, poisoning and procedural complications	Contusion	>= 64 letters	349	55,2	0	0,0	341	54,6	0	0,0	NE		NE	NE	NE	NE			NE	NE	NE	NE	NE		NE	NE	NE	NE	NE		NE	NE	NE	NE	NE
Injury, poisoning and procedural complications	Contusion	Missing	2	0,3	0	0,0	0	0,0	0	0,0	NE		NE	NE	NE	NE			NE	NE	NE	NE	NE		NE	NE	NE	NE	NE		NE	NE	NE	NE	NE
Injury, poisoning and procedural complications	Corneal abrasion	< 64 letters	281	44,5	2	0,7	284	45,4	2	0,7	1,01	Convergence criterion (GCONV=1E-8) satisfied.	0,14	7,23	0,000	Algorithm converged.	-0,014	0,014	1,01	Algorithm converged.	0,14	7,13	0,9915	0,2816	0,99	Algorithm converged.	0,14	8,99
Injury, poisoning and procedural complications	Corneal abrasion	>= 64 letters	349	55,2	1	0,3	341	54,6	0	0,0		* Quasi-complete separation of data points detected.				* WARNING: The relative Hessian convergence criterion of 49.754598305 is greater than the limit of 0.0001. The convergence is questionable.			NE	Algorithm converged.	NE	NE	0,3229		NE	Algorithm converged.	NE	NE
Injury, poisoning and procedural complications	Corneal abrasion	Missing	2	0,3	0	0,0	0	0,0	0	0,0	NE		NE	NE	NE	NE			NE	NE	NE	NE	NE		NE	NE	NE	NE	NE		NE	NE	NE	NE	NE
Injury, poisoning and procedural complications	Facial bones fracture	< 64 letters	281	44,5	0	0,0	284	45,4	0	0,0	NE		NE	NE	NE	NE			NE	NE	NE	NE	NE		NE	NE	NE	NE	NE		NE	NE	NE	NE	NE
Injury, poisoning and procedural complications	Facial bones fracture	>= 64 letters	349	55,2	1	0,3	341	54,6	0	0,0		* Quasi-complete separation of data points detected.				* WARNING: The relative Hessian convergence criterion of 49.754598305 is greater than the limit of 0.0001. The convergence is questionable.			NE	Algorithm converged.	NE	NE	0,3229		NE	Algorithm converged.	NE	NE
Injury, poisoning and procedural complications	Facial bones fracture	Missing	2	0,3	0	0,0	0	0,0	0	0,0	NE		NE	NE	NE	NE			NE	NE	NE	NE	NE		NE	NE	NE	NE	NE		NE	NE	NE	NE	NE
Injury, poisoning and procedural complications	Fall	< 64 letters	281	44,5	2	0,7	284	45,4	1	0,4	2,03	Convergence criterion (GCONV=1E-8) satisfied.	0,18	22,56	0,024	Algorithm converged.	-0,068	0,016	2,02	Algorithm converged.	0,18	22,19	0,5568	0,8785	0,49	Algorithm converged.	0,05	5,43
Injury, poisoning and procedural complications	Fall	>= 64 letters	349	55,2	5	1,4	341	54,6	3	0,9	1,64	Convergence criterion (GCONV=1E-8) satisfied.	0,33	6,91	0,006	Algorithm converged.	-0,010	0,021	1,63	Algorithm converged.	0,33	6,76	0,4979		0,61	Algorithm converged.	0,13	2,55
Injury, poisoning and procedural complications	Fall	Missing	2	0,3	0	0,0	0	0,0	0	0,0	NE		NE	NE	NE	NE			NE	NE	NE	NE	NE		NE	NE	NE	NE	NE		NE	NE	NE	NE	NE
Injury, poisoning and procedural complications	Femoral neck fracture	< 64 letters	281	44,5	1	0,4	284	45,4	0	0,0		* Quasi-complete separation of data points detected.				* WARNING: Negative of Hessian not positive definite.			NE	Algorithm converged.	NE	NE	0,3147	NE	NE	Algorithm converged.	NE	NE
Injury, poisoning and procedural complications	Femoral neck fracture	>= 64 letters	349	55,2	0	0,0	341	54,6	0	0,0	NE		NE	NE	NE	NE			NE	NE	NE	NE	NE		NE	NE	NE	NE	NE		NE	NE	NE	NE	NE
Injury, poisoning and procedural complications	Femoral neck fracture	Missing	2	0,3	0	0,0	0	0,0	0	0,0	NE		NE	NE	NE	NE			NE	NE	NE	NE	NE		NE	NE	NE	NE	NE		NE	NE	NE	NE	NE
Injury, poisoning and procedural complications	Foot fracture	< 64 letters	281	44,5	0	0,0	284	45,4	0	0,0	NE		NE	NE	NE	NE			NE	NE	NE	NE	NE		NE	NE	NE	NE	1,0000		NE	NE	NE	NE	NE
Injury, poisoning and procedural complications	Foot fracture	>= 64 letters	349	55,2	1	0,3	341	54,6	1	0,3	0,58	Convergence criterion (GCONV=1E-8) satisfied.	0,06	15,64	0,000	Algorithm converged.	-0,008	0,008	0,84	Algorithm converged.	0,06	15,54	0,9869		1,02	Algorithm converged.	0,04	16,91
Injury, poisoning and procedural complications	Foot fracture	Missing	2	0,3	0	0,0	0	0,0	0	0,0	NE		NE	NE	NE	NE			NE	NE	NE	NE	NE		NE	NE	NE	NE	NE		NE	NE	NE	NE	NE
Injury, poisoning and procedural complications	Foreign body	< 64 letters	281	44,5	0	0,0	284	45,4	0	0,0	NE		NE	NE	NE	NE			NE	NE	NE	NE	NE		NE	NE	NE	NE	NE		NE	NE	NE	NE	NE
Injury, poisoning and procedural complications	Foreign body	>= 64 letters	349	55,2	1	0,3	341	54,6	0	0,0		* Quasi-complete separation of data points detected.				* WARNING: The relative Hessian convergence criterion of 49.754598305 is greater than the limit of 0.0001. The convergence is questionable.			NE	Algorithm converged.	NE	NE	0,3229		NE	Algorithm converged.	NE	NE
Injury, poisoning and procedural complications	Foreign body	Missing	2	0,3	0	0,0	0	0,0	0	0,0	NE		NE	NE	NE	NE			NE	NE	NE	NE	NE		NE	NE	NE	NE	NE		NE	NE	NE	NE	NE
Injury, poisoning and procedural complications	Fracture displacement	< 64 letters	281	44,5	0	0,0	284	45,4	1	0,4		* Quasi-complete separation of data points detected.				* ERROR: The mean parameter is either invalid or at a limit of its range for some observations.			0,01	Algorithm converged.	0,00	NE	0,3199	NE	>999,99	Algorithm converged.	0,00	NE
Injury, poisoning and procedural complications	Fracture displacement	>= 64 letters	349	55,2	0	0,0	341	54,6	0	0,0	NE		NE	NE	NE	NE			NE	NE	NE	NE	NE		NE	NE	NE	NE	NE		NE	NE	NE	NE	NE
Injury, poisoning and procedural complications	Fracture displacement	Missing	2	0,3	0	0,0	0	0,0	0	0,0	NE		NE	NE	NE	NE			NE	NE	NE	NE	NE		NE	NE	NE	NE	NE		NE	NE	NE	NE	NE
Injury, poisoning and procedural complications	Hand fracture	< 64 letters	281	44,5	0	0,0	284	45,4	0	0,0	NE		NE	NE	NE	NE			NE	NE	NE	NE	NE		NE	NE	NE	NE	NE		NE	NE	NE	NE	NE
Injury, poisoning and procedural complications	Hand fracture	>= 64 letters	349	55,2	1	0,3	341	54,6	0	0,0		* Quasi-complete separation of data points detected.				* WARNING: The relative Hessian convergence criterion of 53.071571525 is greater than the limit of 0.0001. The convergence is questionable.			NE	Algorithm converged.	NE	NE	0,3229		NE	Algorithm converged.	NE	NE
Injury, poisoning and procedural complications	Hand fracture	Missing	2	0,3	0	0,0	0	0,0	0	0,0	NE		NE	NE	NE	NE			NE	NE	NE	NE	NE		NE	NE	NE	NE	NE		NE	NE	NE	NE	NE
Injury, poisoning and procedural complications	Humerus fracture	< 64 letters	281	44,5	1	0,4	284	45,4	0	0,0		* Quasi-complete separation of data points detected.				* WARNING: Negative of Hessian not positive definite.			NE	Algorithm converged.	NE	NE	0,3147	0,0937	NE	Algorithm converged.	NE	NE
Injury, poisoning and procedural complications	Humerus fracture	>= 64 letters	349	55,2	0	0,0	341	54,6	1	0,3		* Quasi-complete separation of data points detected.				* ERROR: The mean parameter is either invalid or at a limit of its range for some observations.			0,01	Algorithm converged.	0,00	NE	0,3117		>999,99	Algorithm converged.	0,00	NE
Injury, poisoning and procedural complications	Humerus fracture	Missing	2	0,3	0	0,0	0	0,0	0	0,0	NE		NE	NE	NE	NE			NE	NE	NE	NE	NE		NE	NE	NE	NE	NE		NE	NE	NE	NE	NE
Injury, poisoning and procedural complications	Ilium fracture	< 64 letters	281	44,5	0	0,0	284	45,4	0	0,0	NE		NE	NE	NE	NE			NE	NE	NE	NE	NE		NE	NE	NE	NE	NE		NE	NE	NE	NE	NE
Injury, poisoning and procedural complications	Ilium fracture	>= 64 letters	349	55,2	1	0,3	341	54,6	0	0,0		* Quasi-complete separation of data points detected.				* WARNING: The relative Hessian convergence criterion of 49.754598305 is greater than the limit of 0.0001. The convergence is questionable.			NE	Algorithm converged.	NE	NE	0,3229		NE	Algorithm converged.	NE	NE
Injury, poisoning and procedural complications	Ilium fracture	Missing	2	0,3	0	0,0	0	0,0	0	0,0	NE		NE	NE	NE	NE			NE	NE	NE	NE	NE		NE	NE	NE	NE	NE		NE	NE	NE	NE	NE
Injury, poisoning and procedural complications	Incision site pain	< 64 letters	281	44,5	1	0,4	284	45,4	0	0,0		* Quasi-complete separation of data points detected.				* WARNING: Negative of Hessian not positive definite.			NE	Algorithm converged.	NE	NE	0,3147	NE	NE	Algorithm converged.	NE	NE
Injury, poisoning and procedural complications	Incision site pain	>= 64 letters	349	55,2	0	0,0	341	54,6	0	0,0	NE		NE	NE	NE	NE			NE	NE	NE	NE	NE		NE	NE	NE	NE	NE		NE	NE	NE	NE	NE
Injury, poisoning and procedural complications	Incision site pain	Missing	2	0,3	0	0,0	0	0,0	0	0,0	NE		NE	NE	NE	NE			NE	NE	NE	NE	NE		NE	NE	NE	NE	NE		NE	NE	NE	NE	NE
Injury, poisoning and procedural complications	Ligament rupture	< 64 letters	281	44,5	0	0,0	284	45,4	0	0,0	NE		NE	NE	NE	NE			NE	NE	NE	NE	NE		NE	NE	NE	NE	NE		NE	NE	NE	NE	NE
Injury, poisoning and procedural complications	Ligament rupture	>= 64 letters	349	55,2	1	0,3	341	54,6	1	0,3		* Quasi-complete separation of data points detected.				* ERROR: The mean parameter is either invalid or at a limit of its range for some observations.			0,01	Algorithm converged.	0,00	NE	0,3117		>999,99	Algorithm converged.	0,00	NE
Injury, poisoning and procedural complications	Ligament rupture	Missing	2	0,3	0	0,0	0	0,0	0	0,0	NE		NE	NE	NE	NE			NE	NE	NE	NE	NE		NE	NE	NE	NE	NE		NE	NE	NE	NE	NE
Injury, poisoning and procedural complications	Limb injury	< 64 letters	281	44,5	1	0,4	284	45,4	2	0,7	0,53	Convergence criterion (GCONV=1E-8) satisfied.	0,03	5,53	-0,003	Algorithm converged.	-0,013	0,008	0,51	Algorithm converged.	0,05	5,54	0,5692	0,1929	1,98	Algorithm converged.	0,18	21,75
Injury, poisoning and procedural complications	Limb injury	>= 64 letters	349	55,2	1	0,3	341	54,6	0	0,0		* Quasi-complete separation of data points detected.				* WARNING: The relative Hessian convergence criterion of 49.754598305 is greater than the limit of 0.0001. The convergence is questionable.			NE	Algorithm converged.	NE	NE	0,3229		NE	Algorithm converged.	NE	NE
Injury, poisoning and procedural complications	Limb injury	Missing	2	0,3	0	0,0	0	0,0	0	0,0	NE		NE	NE	NE	NE			NE	NE	NE	NE	NE		NE	NE	NE	NE	NE		NE	NE	NE	NE	NE
Injury, poisoning and procedural complications	Lip injury	< 64 letters	281	44,5	1	0,4	284	45,4	0	0,0		* Quasi-complete separation of data points detected.				* WARNING: Negative of Hessian not positive definite.			NE	Algorithm converged.	NE	NE	0,3147	NE	NE	Algorithm converged.	NE	NE
Injury, poisoning and procedural complications	Lip injury	>= 64 letters	349	55,2	0	0,0	341	54,6	0	0,0	NE		NE	NE	NE	NE			NE	NE	NE	NE	NE		NE	NE	NE	NE	NE		NE	NE	NE	NE	NE
Injury, poisoning and procedural complications	Lip injury	Missing	2	0,3	0	0,0	0	0,0	0	0,0	NE		NE	NE	NE	NE			NE	NE	NE	NE	NE		NE	NE	NE	NE	NE		NE	NE	NE	NE	NE
Injury, poisoning and procedural complications	Muscle strain	< 64 letters	281	44,5	0	0,0	284	45,4	0	0,0	NE		NE	NE	NE	NE			NE	NE	NE	NE	NE		NE	NE	NE	NE	NE		NE	NE	NE	NE	NE
Injury, poisoning and procedural complications	Muscle strain	>= 64 letters	349	55,2	2	0,6	341	54,6	0	0,0		* Quasi-complete separation of data points detected.				* WARNING: Negative of Hessian not positive definite.			NE	Algorithm converged.	NE	NE	0,1618		NE	Algorithm converged.	NE	NE
Injury, poisoning and procedural complications	Muscle strain	Missing	2	0,3	0	0,0	0	0,0	0	0,0	NE		NE	NE	NE	NE			NE	NE	NE	NE	NE		NE	NE	NE	NE	NE		NE	NE	NE	NE	NE
Injury, poisoning and procedural complications	Procedural pain	< 64 letters	281	44,5	1	0,4	284	45,4	0	0,0		* Quasi-complete separation of data points detected.				* WARNING: Negative of Hessian not positive definite.			NE	Algorithm converged.	NE	NE	0,3147	0,1842	NE	Algorithm converged.	NE	NE

| | | |

| | | |

| | | |

| | | |

| | | |

| | | |

| | | |

Only AEs of highest severity are counted.
Test for interaction based on RR (Log-binomial regression)
* indicates convergence problem. Result is uninterpretable.
Clinical cut-off: YOSEMITE 01NOV2021 and RHINE 28OCT2021

Program: root/clinical_studies/RO6867461/CDT70122/share/ACH_pool_DME_CSR_Final/prod/program/t_ae_raw_soc.sas
Output: root/clinical_studies/RO6867461/CDT70122/share/ACH_pool_DME_CSR_Final/prod/output_saf_bc/t_ae_raw_soc_sg_WMODAE_AEM56_SEBC_OCTNOV2021_DME.xls
11AUG2022 18:43

POPULATION: Safety-Evaluable Population B vs. C
ENDPOINT: Moderate AEs through Week 56
MODEL: Unstratified analysis
STUDY: GR40349 & GR40398
Dichotomous Analysis by Subgroups (Safety)

Geographic region

			Faricimab (PTI) (N=632)				Aflibercept (N=625)				Faricimab (PTI) vs. Aflibercept																	Aflibercept vs. Faricimab (PTI)				
			Patients		Patients with Event		Patients		Patients with Event		Odds Ratio						Absolute Risk Difference				Relative Risk							Relative Risk				
MedDRA System Organ Class	MedDRA Preferred Term	Level	n	%	n	%	n	%	n	%	Odds Ratio		Convergence Reason	95% Lower CL	95% Upper CL	Absolute Risk		Convergence Reason	95% Lower CL	95% Upper CL	Relative Risk		Convergence Reason	95% Lower CL	95% Upper CL	p-value (Cochran-Mantel-Haenszel)	Interaction Test p-value (likelihood ratio)	Relative Risk		Convergence Reason	95% Lower CL	95% Upper CL
Blood and lymphatic system disorders		Europe	219	34,7	1	0,5	218	34,9	3	1,4	0,33		Convergence criterion (GCONV=1E-8) satisfied.	0,03	3,19	-0,009		Algorithm converged.	-0,027	0,009	0,33		Algorithm converged.	0,03	3,17	0,3134	1,0000	3,01		Algorithm converged.	0,32	28,75
Blood and lymphatic system disorders		America	344	54,4	3	0,9	339	54,2	9	2,7	0,32		Convergence criterion (GCONV=1E-8) satisfied.	0,09	1,20	-0,018		Algorithm converged.	-0,038	0,002	0,33		Algorithm converged.	0,09	1,20	0,0764		3,04		Algorithm converged.	0,83	11,15
Blood and lymphatic system disorders		Asia Pacific (inc. Australia)	69	10,9	0	0,0	68	10,9	0	0,0	NE			NE	NE	NE		NE	NE	NE	NE		NE	NE	NE	NE		NE		NE	NE	NE
Blood and lymphatic system disorders	Anaemia	Europe	219	34,7	1	0,5	218	34,9	2	0,9	0,50		Convergence criterion (GCONV=1E-8) satisfied.	0,04	5,50	-0,005		Algorithm converged.	-0,020	0,011	0,50		Algorithm converged.	0,05	5,45	0,5601	0,9138	2,01		Algorithm converged.	0,18	22,00
Blood and lymphatic system disorders	Anaemia	America	344	54,4	1	0,3	339	54,2	4	1,2	0,24		Convergence criterion (GCONV=1E-8) satisfied.	0,03	2,20	-0,009		Algorithm converged.	-0,022	0,004	0,25		Algorithm converged.	0,03	2,19	0,1732		4,06		Algorithm converged.	0,46	36,13
Blood and lymphatic system disorders	Anaemia	Asia Pacific (inc. Australia)	69	10,9	0	0,0	68	10,9	0	0,0	NE			NE	NE	NE		NE	NE	NE	NE		NE	NE	NE	NE		NE		NE	NE	NE
Blood and lymphatic system disorders	Anaemia of chronic disease	Europe	219	34,7	0	0,0	218	34,9	0	0,0	NE			NE	NE	NE		NE	NE	NE	NE		NE	NE	NE	NE	NE	NE		NE	NE	NE
Blood and lymphatic system disorders	Anaemia of chronic disease	America	344	54,4	0	0,0	339	54,2	1	0,3		*	Quasi-complete separation of data points detected.				*	ERROR: The mean parameter is either invalid or at a limit of its range for some observations.			0,00		Algorithm converged.	0,00	NE	0,3138		>999.99		Algorithm converged.	0,00	NE
Blood and lymphatic system disorders	Anaemia of chronic disease	Asia Pacific (inc. Australia)	69	10,9	0	0,0	68	10,9	0	0,0	NE			NE	NE	NE		NE	NE	NE	NE		NE	NE	NE	NE		NE		NE	NE	NE
Blood and lymphatic system disorders	Iron deficiency anaemia	Europe	219	34,7	0	0,0	218	34,9	1	0,5		*	Quasi-complete separation of data points detected.				*	ERROR: Error in computing the link function, its derivatives, or the variance function.			0,00		Algorithm converged.	0,00	NE	0,3162	NE	>999.99		Algorithm converged.	0,00	NE
Blood and lymphatic system disorders	Iron deficiency anaemia	America	344	54,4	0	0,0	339	54,2	1	0,3		*	Quasi-complete separation of data points detected.				*	ERROR: The mean parameter is either invalid or at a limit of its range for some observations.			0,00		Algorithm converged.	0,00	NE	0,3138		>999.99		Algorithm converged.	0,00	NE
Blood and lymphatic system disorders	Iron deficiency anaemia	Asia Pacific (inc. Australia)	69	10,9	0	0,0	68	10,9	0	0,0	NE			NE	NE	NE		NE	NE	NE	NE		NE	NE	NE	NE		NE		NE	NE	NE
Blood and lymphatic system disorders	Microcytic anaemia	Europe	219	34,7	0	0,0	218	34,9	0	0,0	NE			NE	NE	NE		NE	NE	NE	NE		NE	NE	NE	NE	NE	NE		NE	NE	NE
Blood and lymphatic system disorders	Microcytic anaemia	America	344	54,4	1	0,3	339	54,2	1	0,3	0,99		Convergence criterion (GCONV=1E-8) satisfied.	0,06	15,82	0,000		Algorithm converged.	-0,008	0,008	0,99		Algorithm converged.	0,06	15,69	0,9917		1,01		Algorithm converged.	0,06	16,16
Blood and lymphatic system disorders	Microcytic anaemia	Asia Pacific (inc. Australia)	69	10,9	0	0,0	68	10,9	0	0,0	NE			NE	NE	NE		NE	NE	NE	NE		NE	NE	NE	NE		NE		NE	NE	NE
Blood and lymphatic system disorders	Nephrogenic anaemia	Europe	219	34,7	0	0,0	218	34,9	0	0,0	NE			NE	NE	NE		NE	NE	NE	NE		NE	NE	NE	NE	NE	NE		NE	NE	NE
Blood and lymphatic system disorders	Nephrogenic anaemia	America	344	54,4	0	0,0	339	54,2	1	0,3		*	Quasi-complete separation of data points detected.				*	ERROR: The mean parameter is either invalid or at a limit of its range for some observations.			0,00		Algorithm converged.	0,00	NE	0,3138		>999.99		Algorithm converged.	0,00	NE
Blood and lymphatic system disorders	Nephrogenic anaemia	Asia Pacific (inc. Australia)	69	10,9	0	0,0	68	10,9	0	0,0	NE			NE	NE	NE		NE	NE	NE	NE		NE	NE	NE	NE		NE		NE	NE	NE
Blood and lymphatic system disorders	Neutrophilia	Europe	219	34,7	0	0,0	218	34,9	0	0,0	NE			NE	NE	NE		NE	NE	NE	NE		NE	NE	NE	NE	NE	NE		NE	NE	NE
Blood and lymphatic system disorders	Neutrophilia	America	344	54,4	0	0,0	339	54,2	1	0,3		*	Quasi-complete separation of data points detected.				*	ERROR: The mean parameter is either invalid or at a limit of its range for some observations.			0,00		Algorithm converged.	0,00	NE	0,3138		>999.99		Algorithm converged.	0,00	NE
Blood and lymphatic system disorders	Neutrophilia	Asia Pacific (inc. Australia)	69	10,9	0	0,0	68	10,9	0	0,0	NE			NE	NE	NE		NE	NE	NE	NE		NE	NE	NE	NE		NE		NE	NE	NE
Blood and lymphatic system disorders	Thrombocytopenia	Europe	219	34,7	0	0,0	218	34,9	0	0,0	NE			NE	NE	NE		NE	NE	NE	NE		NE	NE	NE	NE	NE	NE		NE	NE	NE
Blood and lymphatic system disorders	Thrombocytopenia	America	344	54,4	1	0,3	339	54,2	0	0,0		*	Quasi-complete separation of data points detected.				*	WARNING: Negative of Hessian not positive definite.			NE		Algorithm converged.	NE	NE	0,3209		NE		Algorithm converged.	NE	NE
Blood and lymphatic system disorders	Thrombocytopenia	Asia Pacific (inc. Australia)	69	10,9	0	0,0	68	10,9	0	0,0	NE			NE	NE	NE		NE	NE	NE	NE		NE	NE	NE	NE		NE		NE	NE	NE
Cardiac disorders		Europe	219	34,7	6	2,7	218	34,9	3	1,4	2,02		Convergence criterion (GCONV=1E-8) satisfied.	0,50	8,18	0,014		Algorithm converged.	-0,013	0,040	1,99		Algorithm converged.	0,50	7,86	0,3162	0,2324	0,50		Algorithm converged.	0,13	1,98
Cardiac disorders		America	344	54,4	8	2,3	339	54,2	11	3,2	0,71		Convergence criterion (GCONV=1E-8) satisfied.	0,28	1,79	-0,009		Algorithm converged.	-0,034	0,015	0,72		Algorithm converged.	0,29	1,76	0,4655		1,40		Algorithm converged.	0,57	3,43
Cardiac disorders		Asia Pacific (inc. Australia)	69	10,9	1	1,4	68	10,9	0	0,0		*	Quasi-complete separation of data points detected.				*	WARNING: The relative Hessian convergence criterion of 11.992173254 is greater than the limit of 0.0001. The convergence is questionable.			NE		Algorithm converged.	NE	NE	0,3208		NE		Algorithm converged.	NE	NE
Cardiac disorders	Acute myocardial infarction	Europe	219	34,7	0	0,0	218	34,9	0	0,0	NE			NE	NE	NE		NE	NE	NE	NE		NE	NE	NE	NE	NE	NE		NE	NE	NE
Cardiac disorders	Acute myocardial infarction	America	344	54,4	0	0,0	339	54,2	1	0,3		*	Quasi-complete separation of data points detected.				*	ERROR: The mean parameter is either invalid or at a limit of its range for some observations.			0,00		Algorithm converged.	0,00	NE	0,3138		>999.99		Algorithm converged.	0,00	NE
Cardiac disorders	Acute myocardial infarction	Asia Pacific (inc. Australia)	69	10,9	0	0,0	68	10,9	0	0,0	NE			NE	NE	NE		NE	NE	NE	NE		NE	NE	NE	NE		NE		NE	NE	NE
Cardiac disorders	Angina pectoris	Europe	219	34,7	1	0,5	218	34,9	1	0,5	1,00		Convergence criterion (GCONV=1E-8) satisfied.	0,06	16,02	0,000		Algorithm converged.	-0,013	0,013	1,00		Algorithm converged.	0,06	15,81	0,9974	1,0000	1,00		Algorithm converged.	0,06	15,96
Cardiac disorders	Angina pectoris	America	344	54,4	1	0,3	339	54,2	1	0,3	0,99		Convergence criterion (GCONV=1E-8) satisfied.	0,06	15,82	0,000		Algorithm converged.	-0,008	0,008	0,99		Algorithm converged.	0,06	15,69	0,9917		1,01		Algorithm converged.	0,06	16,16
Cardiac disorders	Angina pectoris	Asia Pacific (inc. Australia)	69	10,9	0	0,0	68	10,9	0	0,0	NE			NE	NE	NE		NE	NE	NE	NE		NE	NE	NE	NE		NE		NE	NE	NE
Cardiac disorders	Aortic valve stenosis	Europe	219	34,7	1	0,5	218	34,9	0	0,0		*	Quasi-complete separation of data points detected.				*	WARNING: Negative of Hessian not positive definite.			NE		Algorithm converged.	NE	NE	0,3184	NE	NE		Algorithm converged.	NE	NE
Cardiac disorders	Aortic valve stenosis	America	344	54,4	0	0,0	339	54,2	0	0,0	NE			NE	NE	NE		NE	NE	NE	NE		NE	NE	NE	NE		NE		NE	NE	NE
Cardiac disorders	Aortic valve stenosis	Asia Pacific (inc. Australia)	69	10,9	0	0,0	68	10,9	0	0,0	NE			NE	NE	NE		NE	NE	NE	NE		NE	NE	NE	NE		NE		NE	NE	NE
Cardiac disorders	Arrhythmia	Europe	219	34,7	2	0,9	218	34,9	0	0,0		*	Quasi-complete separation of data points detected.				*	ERROR: The mean parameter is either invalid or at a limit of its range for some observations.			NE		Algorithm converged.	NE	NE	0,1578	NE	NE		Algorithm converged.	NE	NE
Cardiac disorders	Arrhythmia	America	344	54,4	0	0,0	339	54,2	0	0,0	NE			NE	NE	NE		NE	NE	NE	NE		NE	NE	NE	NE		NE		NE	NE	NE
Cardiac disorders	Arrhythmia	Asia Pacific (inc. Australia)	69	10,9	0	0,0	68	10,9	0	0,0	NE			NE	NE	NE		NE	NE	NE	NE		NE	NE	NE	NE		NE		NE	NE	NE
Cardiac disorders	Arteriosclerosis coronary artery	Europe	219	34,7	0	0,0	218	34,9	1	0,5		*	Quasi-complete separation of data points detected.				*	ERROR: Error in computing the link function, its derivatives, or the variance function.			0,00		Algorithm converged.	0,00	NE	0,3162	NE	>999.99		Algorithm converged.	0,00	NE
Cardiac disorders	Arteriosclerosis coronary artery	America	344	54,4	1	0,3	339	54,2	0	0,0		*	Quasi-complete separation of data points detected.				*	WARNING: Negative of Hessian not positive definite.			NE		Algorithm converged.	NE	NE	0,3209		NE		Algorithm converged.	NE	NE
Cardiac disorders	Arteriosclerosis coronary artery	Asia Pacific (inc. Australia)	69	10,9	0	0,0	68	10,9	0	0,0	NE			NE	NE	NE		NE	NE	NE	NE		NE	NE	NE	NE		NE		NE	NE	NE
Cardiac disorders	Atrial fibrillation	Europe	219	34,7	1	0,5	218	34,9	0	0,0		*	Quasi-complete separation of data points detected.				*	WARNING: Negative of Hessian not positive definite.			NE		Algorithm converged.	NE	NE	0,3184	NE	NE		Algorithm converged.	NE	NE
Cardiac disorders	Atrial fibrillation	America	344	54,4	2	0,6	339	54,2	1	0,3	1,98		Convergence criterion (GCONV=1E-8) satisfied.	0,18	21,90	0,003		Algorithm converged.	-0,007	0,013	1,97		Algorithm converged.	0,18	21,63	0,5717		0,51		Algorithm converged.	0,05	5,57
Cardiac disorders	Atrial fibrillation	Asia Pacific (inc. Australia)	69	10,9	0	0,0	68	10,9	0	0,0	NE			NE	NE	NE		NE	NE	NE	NE		NE	NE	NE	NE		NE		NE	NE	NE
Cardiac disorders	Bundle branch block right	Europe	219	34,7	0	0,0	218	34,9	0	0,0	NE			NE	NE	NE		NE	NE	NE	NE		NE	NE	NE	NE	NE	NE		NE	NE	NE
Cardiac disorders	Bundle branch block right	America	344	54,4	1	0,3	339	54,2	0	0,0		*	Quasi-complete separation of data points detected.				*	WARNING: Negative of Hessian not positive definite.			NE		Algorithm converged.	NE	NE	0,3209		NE		Algorithm converged.	NE	NE
Cardiac disorders	Bundle branch block right	Asia Pacific (inc. Australia)	69	10,9	0	0,0	68	10,9	0	0,0	NE			NE	NE	NE		NE	NE	NE	NE		NE	NE	NE	NE		NE		NE	NE	NE
Cardiac disorders	Cardiac failure	Europe	219	34,7	0	0,0	218	34,9	0	0,0	NE			NE	NE	NE		NE	NE	NE	NE		NE	NE	NE	NE	NE	NE		NE	NE	NE
Cardiac disorders	Cardiac failure	America	344	54,4	1	0,3	339	54,2	3	0,9	0,33		Convergence criterion (GCONV=1E-8) satisfied.	0,03	3,15	-0,006		Algorithm converged.	-0,017	0,006	0,33		Algorithm converged.	0,03	3,14	0,3092		3,04		Algorithm converged.	0,32	29,12
Cardiac disorders	Cardiac failure	Asia Pacific (inc. Australia)	69	10,9	0	0,0	68	10,9	0	0,0	NE			NE	NE	NE		NE	NE	NE	NE		NE	NE	NE	NE		NE		NE	NE	NE
Cardiac disorders	Cardiac failure acute	Europe	219	34,7	0	0,0	218	34,9	1	0,5		*	Quasi-complete separation of data points detected.				*	ERROR: Error in computing the link function, its derivatives, or the variance function.			0,00		Algorithm converged.	0,00	NE	0,3162	NE	>999.99		Algorithm converged.	0,00	NE
Cardiac disorders	Cardiac failure acute	America	344	54,4	0	0,0	339	54,2	0	0,0	NE			NE	NE	NE		NE	NE	NE	NE		NE	NE	NE	NE		NE		NE	NE	NE
Cardiac disorders	Cardiac failure acute	Asia Pacific (inc. Australia)	69	10,9	0	0,0	68	10,9	0	0,0	NE			NE	NE	NE		NE	NE	NE	NE		NE	NE	NE	NE		NE		NE	NE	NE
Cardiac disorders	Cardiac failure congestive	Europe	219	34,7	0	0,0	218	34,9	1	0,5		*	Quasi-complete separation of data points detected.				*	ERROR: Error in computing the link function, its derivatives, or the variance function.			0,00		Algorithm converged.	0,00	NE	0,3162	0,2500	>999.99		Algorithm converged.	0,00	NE
Cardiac disorders	Cardiac failure congestive	America	344	54,4	2	0,6	339	54,2	2	0,6	0,99		Convergence criterion (GCONV=1E-8) satisfied.	0,14	7,04	0,000		Algorithm converged.	-0,012	0,011	0,99		Algorithm converged.	0,14	6,96	0,9883		1,01		Algorithm converged.	0,14	7,16
Cardiac disorders	Cardiac failure congestive	Asia Pacific (inc. Australia)	69	10,9	1	1,4	68	10,9	0	0,0		*	Quasi-complete separation of data points detected.				*	WARNING: The relative Hessian convergence criterion of 11.992173254 is greater than the limit of 0.0001. The convergence is questionable.			NE		Algorithm converged.	NE	NE	0,3208		NE		Algorithm converged.	NE	NE
Cardiac disorders	Cardiomegaly	Europe	219	34,7	0	0,0	218	34,9	0	0,0	NE			NE	NE	NE		NE	NE	NE	NE		NE	NE	NE	NE	NE	NE		NE	NE	NE
Cardiac disorders	Cardiomegaly	America	344	54,4	0	0,0	339	54,2	2	0,6		*	Quasi-complete separation of data points detected.				*	ERROR: The mean parameter is either invalid or at a limit of its range for some observations.			0,00		Algorithm converged.	0,00	NE	0,1540		>999.99		Algorithm converged.	0,00	NE
Cardiac disorders	Cardiomegaly	Asia Pacific (inc. Australia)	69	10,9	0	0,0	68	10,9	0	0,0	NE			NE	NE	NE		NE	NE	NE	NE		NE	NE	NE	NE		NE		NE	NE	NE
Cardiac disorders	Cardiomyopathy	Europe	219	34,7	0	0,0	218	34,9	0	0,0	NE			NE	NE	NE		NE	NE	NE	NE		NE	NE	NE	NE	NE	NE		NE	NE	NE
Cardiac disorders	Cardiomyopathy	America	344	54,4	1	0,3	339	54,2	0	0,0		*	Quasi-complete separation of data points detected.				*	WARNING: Negative of Hessian not positive definite.			NE		Algorithm converged.	NE	NE	0,3209		NE		Algorithm converged.	NE	NE
Cardiac disorders	Cardiomyopathy	Asia Pacific (inc. Australia)	69	10,9	0	0,0	68	10,9	0	0,0	NE			NE	NE	NE		NE	NE	NE	NE		NE	NE	NE	NE		NE		NE	NE	NE
Cardiac disorders	Congestive cardiomyopathy	Europe	219	34,7	0	0,0	218	34,9	0	0,0	NE			NE	NE	NE		NE	NE	NE	NE		NE	NE	NE	NE	NE	NE		NE	NE	NE
Cardiac disorders	Congestive cardiomyopathy	America	344	54,4	0	0,0	339	54,2	1	0,3		*	Quasi-complete separation of data points detected.				*	ERROR: The mean parameter is either invalid or at a limit of its range for some observations.			0,00		Algorithm converged.	0,00	NE	0,3138		>999.99		Algorithm converged.	0,00	NE
Cardiac disorders	Congestive cardiomyopathy	Asia Pacific (inc. Australia)	69	10,9	0	0,0	68	10,9	0	0,0	NE			NE	NE	NE		NE	NE	NE	NE		NE	NE	NE	NE		NE		NE	NE	NE
Cardiac disorders	Coronary artery disease	Europe	219	34,7	0	0,0	218	34,9	0	0,0	NE			NE	NE	NE		NE	NE	NE	NE		NE	NE	NE	NE	NE	NE		NE	NE	NE
Cardiac disorders	Coronary artery disease	America	344	54,4	2	0,6	339	54,2	1	0,3	1,98		Convergence criterion (GCONV=1E-8) satisfied.	0,18	21,90	0,003		Algorithm converged.	-0,007	0,013	1,97		Algorithm converged.	0,18	21,63	0,5717		0,51		Algorithm converged.	0,05	5,57
Cardiac disorders	Coronary artery disease	Asia Pacific (inc. Australia)	69	10,9	0	0,0	68	10,9	0	0,0	NE			NE	NE	NE		NE	NE	NE	NE		NE	NE	NE	NE		NE		NE	NE	NE
Cardiac disorders	Coronary artery occlusion	Europe	219	34,7	0	0,0	218	34,9	0	0,0	NE			NE	NE	NE		NE	NE	NE	NE		NE	NE	NE	NE	NE	NE		NE	NE	NE
Cardiac disorders	Coronary artery occlusion	America	344	54,4	0	0,0	339	54,2	1	0,3		*	Quasi-complete separation of data points detected.				*	ERROR: The mean parameter is either invalid or at a limit of its range for some observations.			0,00		Algorithm converged.	0,00	NE	0,3138		>999.99		Algorithm converged.	0,00	NE
Cardiac disorders	Coronary artery occlusion	Asia Pacific (inc. Australia)	69	10,9	0	0,0	68	10,9	0	0,0	NE			NE	NE	NE		NE	NE	NE	NE		NE	NE	NE	NE		NE		NE	NE	NE
Cardiac disorders	Coronary artery stenosis	Europe	219	34,7	0	0,0	218	34,9	0	0,0	NE			NE	NE	NE		NE	NE	NE	NE		NE	NE	NE	NE	NE	NE		NE	NE	NE
Cardiac disorders	Coronary artery stenosis	America	344	54,4	0	0,0	339	54,2	1	0,3		*	Quasi-complete separation of data points detected.				*	ERROR: The mean parameter is either invalid or at a limit of its range for some observations.			0,00		Algorithm converged.	0,00	NE	0,3138		>999.99		Algorithm converged.	0,00	NE
Cardiac disorders	Coronary artery stenosis	Asia Pacific (inc. Australia)	69	10,9	0	0,0	68	10,9	0	0,0	NE			NE	NE	NE		NE	NE	NE	NE		NE	NE	NE	NE		NE		NE	NE	NE
Cardiac disorders	Hypertensive heart disease	Europe	219	34,7	1	0,5	218	34,9	0	0,0		*	Quasi-complete separation of data points detected.				*	WARNING: Negative of Hessian not positive definite.			NE		Algorithm converged.	NE	NE	0,3184	NE	NE		Algorithm converged.	NE	NE
Cardiac disorders	Hypertensive heart disease	America	344	54,4	0	0,0	339	54,2	0	0,0	NE			NE	NE	NE		NE	NE	NE	NE		NE	NE	NE	NE		NE		NE	NE	NE
Cardiac disorders	Hypertensive heart disease	Asia Pacific (inc. Australia)	69	10,9	0	0,0	68	10,9	0	0,0	NE			NE	NE	NE		NE	NE	NE	NE		NE	NE	NE	NE		NE		NE	NE	NE
Cardiac disorders	Ischaemic cardiomyopathy	Europe	219	34,7	0	0,0	218	34,9	0	0,0	NE			NE	NE	NE		NE	NE	NE	NE		NE	NE	NE	NE	NE	NE		NE	NE	NE
Cardiac disorders	Ischaemic cardiomyopathy	America	344	54,4	2	0,6	339	54,2	0	0,0		*	Quasi-complete separation of data points detected.				*	WARNING: Negative of Hessian not positive definite.			NE		Algorithm converged.	NE	NE	0,1600		NE		Algorithm converged.	NE	NE
Cardiac disorders	Ischaemic cardiomyopathy	Asia Pacific (inc. Australia)	69	10,9	0	0,0	68	10,9	0	0,0	NE			NE	NE	NE		NE	NE	NE	NE		NE	NE	NE	NE		NE		NE	NE	NE
Cardiac disorders	Left ventricular failure	Europe	219	34,7	0	0,0	218	34,9	0	0,0	NE			NE	NE	NE		NE	NE	NE	NE		NE	NE	NE	NE	NE	NE		NE	NE	NE
Cardiac disorders	Left ventricular failure	America	344	54,4	1	0,3	339	54,2	0	0,0		*	Quasi-complete separation of data points detected.				*	WARNING: Negative of Hessian not positive definite.			NE		Algorithm converged.	NE	NE	0,3209		NE		Algorithm converged.	NE	NE
Cardiac disorders	Left ventricular failure	Asia Pacific (inc. Australia)	69	10,9	0	0,0	68	10,9	0	0,0	NE			NE	NE	NE		NE	NE	NE	NE		NE	NE	NE	NE		NE		NE	NE	NE
Cardiac disorders	Myocardial infarction	Europe	219	34,7	0	0,0	218	34,9	0	0,0	NE			NE	NE	NE		NE	NE	NE	NE		NE	NE	NE	NE	NE	NE		NE	NE	NE
Cardiac disorders	Myocardial infarction	America	344	54,4	0	0,0	339	54,2	1	0,3		*	Quasi-complete separation of data points detected.				*	ERROR: The mean parameter is either invalid or at a limit of its range for some observations.			0,00		Algorithm converged.	0,00	NE	0,3138		>999.99		Algorithm converged.	0,00	NE
Cardiac disorders	Myocardial infarction	Asia Pacific (inc. Australia)	69	10,9	0	0,0	68	10,9	0	0,0	NE			NE	NE	NE		NE	NE	NE	NE		NE	NE	NE	NE		NE		NE	NE	NE
Cardiac disorders	Myocardial ischaemia	Europe	219	34,7	0	0,0	218	34,9	0	0,0	NE			NE	NE	NE		NE	NE	NE	NE		NE	NE	NE	NE	NE	NE		NE	NE	NE
Cardiac disorders	Myocardial ischaemia	America	344	54,4	0	0,0	339	54,2	1	0,3		*	Quasi-complete separation of data points detected.				*	ERROR: The mean parameter is either invalid or at a limit of its range for some observations.			0,00		Algorithm converged.	0,00	NE	0,3138		>999.99		Algorithm converged.	0,00	NE
Cardiac disorders	Myocardial ischaemia	Asia Pacific (inc. Australia)	69	10,9	0	0,0	68	10,9	0	0,0	NE			NE	NE	NE		NE	NE	NE	NE		NE	NE	NE	NE		NE		NE	NE	NE
Cardiac disorders	Sinus bradycardia	Europe	219	34,7	0	0,0	218	34,9	0	0,0	NE			NE	NE	NE		NE	NE	NE	NE		NE	NE	NE	NE	NE	NE		NE	NE	NE
Cardiac disorders	Sinus bradycardia	America	344	54,4	0	0,0	339	54,2	1	0,3		*	Quasi-complete separation of data points detected.				*	ERROR: The mean parameter is either invalid or at a limit of its range for some observations.			0,00		Algorithm converged.	0,00	NE	0,3138		>999.99		Algorithm converged.	0,00	NE
Cardiac disorders	Sinus bradycardia	Asia Pacific (inc. Australia)	69	10,9	0	0,0	68	10,9	0	0,0	NE			NE	NE	NE		NE	NE	NE	NE		NE	NE	NE	NE		NE		NE	NE	NE
Cardiac disorders	Tachycardia	Europe	219	34,7	0	0,0	218	34,9	0	0,0	NE			NE	NE	NE		NE	NE	NE	NE		NE	NE	NE	NE	NE	NE		NE	NE	NE

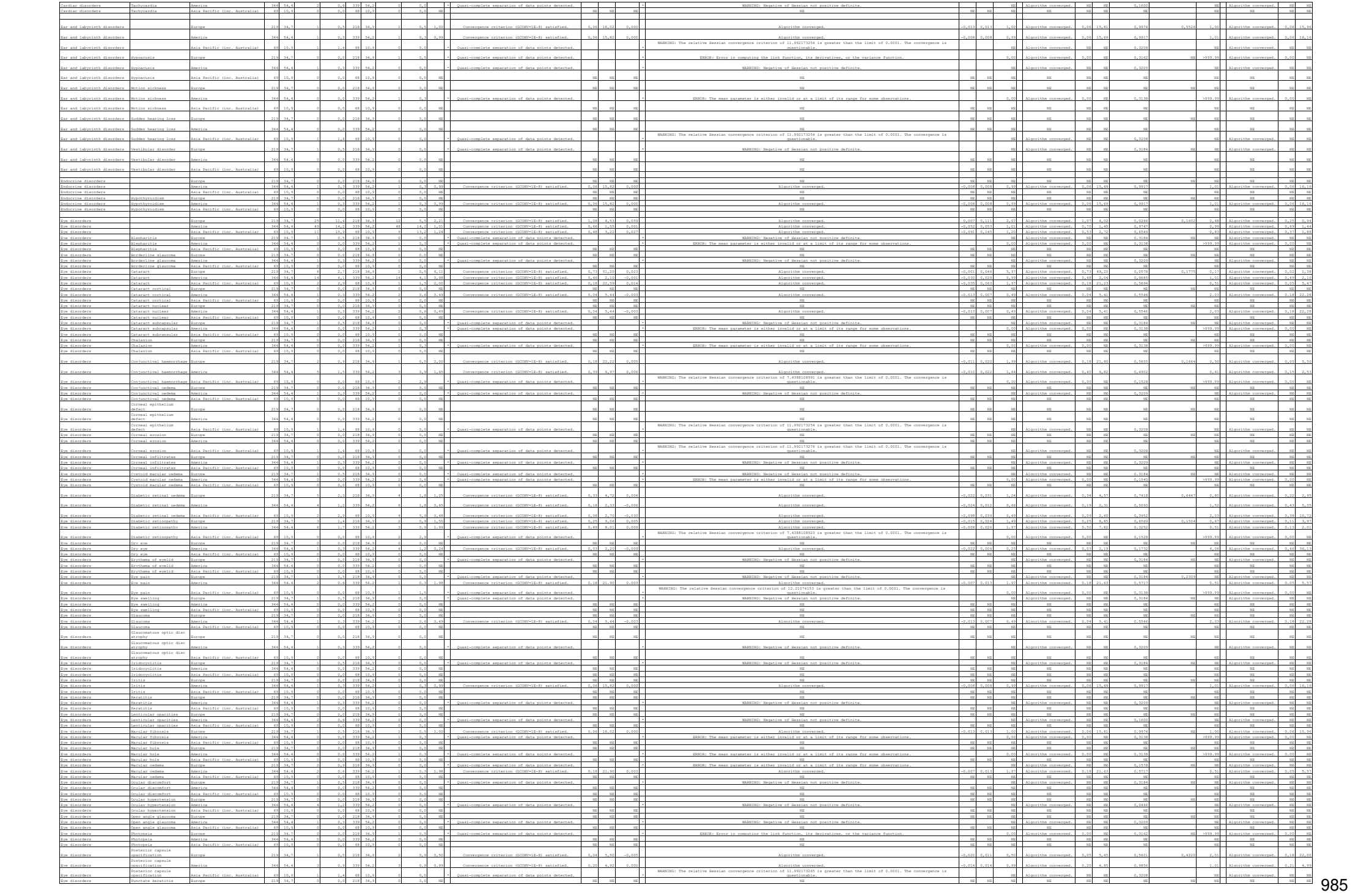

| | | |

| | | |

| | | |

| | | |

| | | |

| | | |

| | | |

| | | |

| | | |

| | | |

| | | |

| | | |

| | | |

POPULATION: Safety-Evaluable Population B vs. C
ENDPOINT: Moderate AEs throughout the Entire Study
NOTE: Unstratified analysis
STUDY: GA40349 & GA40398
Dichotomous Analysis by Subgroups (Safety)

All

			Faricimab (PT) (N=632)				Aflibercept (N=625)				Faricimab (PT) vs. Aflibercept											Aflibercept vs. Faricimab (PT)			
			Patients		Patients with Event		Patients		Patients with Event		Odds Ratio				Absolute Risk Difference				Relative Risk				Relative Risk			
MedDRA System Organ Class	MedDRA Preferred Term	Level	n	%	n	%	n	%	n	%	Odds Ratio	Convergence Reason	95% Lower CL	95% Upper CL	Absolute Risk	Convergence Reason	95% Lower CL	95% Upper CL	Relative Risk	Convergence Reason	95% Lower CL	95% Upper CL	p-value (Cochran-Mantel Haenszel)	Interaction Test p-value (likelihood ratio)	Relative Risk	Convergence Reason	95% Lower CL	95% Upper CL
Blood and lymphatic system disorders		n/a	632	100,0	7	1,1	625	100,0	14	2,2	0,49	Convergence criterion (GCONV=1E-8) satisfied.	0,20	1,22	-0,011	Algorithm converged.	-0,026	0,003	0,49	Algorithm converged.	0,20	1,22	0,1174	NE	2,02	Algorithm converged.	0,82	4,98
Blood and lymphatic system disorders	Anaemia	n/a	632	100,0	5	0,8	625	100,0	8	1,3	0,62	Convergence criterion (GCONV=1E-8) satisfied.	0,20	1,89	-0,005	Algorithm converged.	-0,016	0,006	0,62	Algorithm converged.	0,20	1,88	0,3919	NE	1,62	Algorithm converged.	0,53	4,92
Blood and lymphatic system disorders	Iron deficiency anaemia	n/a	632	100,0	0	0,0	625	100,0	3	0,5	*	Quasi-complete separation of data points detected.	*	*	*	WARNING: Negative of Hessian not positive definite.	*	*	0,00	Algorithm converged.	0,00	NE	0,0813	NE	>999,99	Algorithm converged.	0,00	NE
Blood and lymphatic system disorders	Microcytic anaemia	n/a	632	100,0	1	0,2	625	100,0	1	0,2	0,99	Convergence criterion (GCONV=1E-8) satisfied.	0,06	15,86	0,000	Algorithm converged.	-0,004	0,004	0,99	Algorithm converged.	0,06	15,79	0,9937	NE	1,01	Algorithm converged.	0,06	16,13
Blood and lymphatic system disorders	Nephrogenic anaemia	n/a	632	100,0	0	0,0	625	100,0	1	0,2	*	Quasi-complete separation of data points detected.	*	*	*	WARNING: The relative Hessian convergence criterion of 90.646464276 is greater than the limit of 0.0001. The convergence is questionable.	*	*	0,00	Algorithm converged.	0,00	NE	0,3146	NE	>999,99	Algorithm converged.	0,00	NE
Blood and lymphatic system disorders	Neutrophilia	n/a	632	100,0	0	0,0	625	100,0	1	0,2	*	Quasi-complete separation of data points detected.	*	*	*	WARNING: The relative Hessian convergence criterion of 90.646464276 is greater than the limit of 0.0001. The convergence is questionable.	*	*	0,00	Algorithm converged.	0,00	NE	0,3146	NE	>999,99	Algorithm converged.	0,00	NE
Blood and lymphatic system disorders	Thrombocytopenia	n/a	632	100,0	1	0,2	625	100,0	0	0,0	*	Quasi-complete separation of data points detected.	*	*	*	WARNING: The relative Hessian convergence criterion of 83.9140427066 is greater than the limit of 0.0001. The convergence is questionable.	*	*	NE	Algorithm converged.	NE	NE	0,3200	NE	NE	Algorithm converged.	NE	NE
Cardiac disorders		n/a	632	100,0	22	3,5	625	100,0	20	3,2	1,08	Convergence criterion (GCONV=1E-8) satisfied.	0,59	2,02	0,003	Algorithm converged.	-0,017	0,023	1,08	Algorithm converged.	0,60	1,97	0,7817	NE	0,92	Algorithm converged.	0,51	1,67
Cardiac disorders	Acute myocardial infarction	n/a	632	100,0	0	0,0	625	100,0	2	0,3	*	Quasi-complete separation of data points detected.	*	*	*	WARNING: Negative of Hessian not positive definite.	*	*	0,00	Algorithm converged.	0,00	NE	0,1548	NE	>999,99	Algorithm converged.	0,00	NE
Cardiac disorders	Angina pectoris	n/a	632	100,0	2	0,3	625	100,0	5	0,8	0,40	Convergence criterion (GCONV=1E-8) satisfied.	0,11	3,95	-0,009	Algorithm converged.	-0,028	0,005	0,40	Algorithm converged.	0,11	3,83	0,6432	NE	1,52	Algorithm converged.	0,25	9,03
Cardiac disorders	Angina unstable	n/a	632	100,0	3	0,2	625	100,0	0	0,0	*	Quasi-complete separation of data points detected.	*	*	*	WARNING: The relative Hessian convergence criterion of 78.977922547 is greater than the limit of 0.0001. The convergence is questionable.	*	*	NE	Algorithm converged.	NE	NE	0,3200	NE	NE	Algorithm converged.	NE	NE
Cardiac disorders	Aortic valve stenosis	n/a	632	100,0	1	0,2	625	100,0	0	0,0	*	Quasi-complete separation of data points detected.	*	*	*	WARNING: The relative Hessian convergence criterion of 83.9140427066 is greater than the limit of 0.0001. The convergence is questionable.	*	*	NE	Algorithm converged.	NE	NE	0,3200	NE	NE	Algorithm converged.	NE	NE
Cardiac disorders	Arrhythmia	n/a	632	100,0	2	0,3	625	100,0	1	0,2	1,98	Convergence criterion (GCONV=1E-8) satisfied.	0,18	21,90	0,002	Algorithm converged.	-0,004	0,007	1,98	Algorithm converged.	0,18	21,76	0,5699	NE	0,51	Algorithm converged.	0,05	5,56
Cardiac disorders	Arteriosclerosis coronary artery	n/a	632	100,0	2	0,3	625	100,0	1	0,2	1,98	Convergence criterion (GCONV=1E-8) satisfied.	0,18	21,90	0,002	Algorithm converged.	-0,004	0,007	1,98	Algorithm converged.	0,18	21,76	0,5699	NE	0,51	Algorithm converged.	0,05	5,56
Cardiac disorders	Atrial fibrillation	n/a	632	100,0	4	0,6	625	100,0	2	0,3	1,98	Convergence criterion (GCONV=1E-8) satisfied.	0,36	10,87	0,003	Algorithm converged.	-0,004	0,011	1,98	Algorithm converged.	0,36	10,76	0,4211	NE	0,51	Algorithm converged.	0,09	2,75
Cardiac disorders	Bundle branch block right	n/a	632	100,0	1	0,2	625	100,0	0	0,0	*	Quasi-complete separation of data points detected.	*	*	*	WARNING: The relative Hessian convergence criterion of 78.977922547 is greater than the limit of 0.0001. The convergence is questionable.	*	*	NE	Algorithm converged.	NE	NE	0,3200	NE	NE	Algorithm converged.	NE	NE
Cardiac disorders	Cardiac failure	n/a	632	100,0	2	0,3	625	100,0	4	0,6	0,49	Convergence criterion (GCONV=1E-8) satisfied.	0,09	2,70	-0,003	Algorithm converged.	-0,011	0,004	0,49	Algorithm converged.	0,09	2,69	0,4053	NE	2,02	Algorithm converged.	0,27	11,06
Cardiac disorders	Cardiac failure acute	n/a	632	100,0	0	0,0	625	100,0	1	0,2	*	Quasi-complete separation of data points detected.	*	*	*	WARNING: The relative Hessian convergence criterion of 90.646464276 is greater than the limit of 0.0001. The convergence is questionable.	*	*	0,00	Algorithm converged.	0,00	NE	0,3146	NE	>999,99	Algorithm converged.	0,00	NE
Cardiac disorders	Cardiac failure chronic	n/a	632	100,0	1	0,2	625	100,0	1	0,2	0,99	Convergence criterion (GCONV=1E-8) satisfied.	0,06	15,86	0,000	Algorithm converged.	-0,004	0,004	0,99	Algorithm converged.	0,06	15,79	0,9937	NE	1,01	Algorithm converged.	0,06	16,13
Cardiac disorders	Cardiac failure congestive	n/a	632	100,0	3	0,5	625	100,0	4	0,6	0,74	Convergence criterion (GCONV=1E-8) satisfied.	0,17	3,32	-0,002	Algorithm converged.	-0,010	0,007	0,74	Algorithm converged.	0,17	3,30	0,6936	NE	1,35	Algorithm converged.	0,30	6,00
Cardiac disorders	Cardiomegaly	n/a	632	100,0	1	0,2	625	100,0	2	0,3	0,49	Convergence criterion (GCONV=1E-8) satisfied.	0,04	5,44	-0,002	Algorithm converged.	-0,007	0,004	0,49	Algorithm converged.	0,04	5,44	0,5569	NE	2,02	Algorithm converged.	0,18	22,25
Cardiac disorders	Cardiomyopathy	n/a	632	100,0	2	0,3	625	100,0	0	0,0	*	Quasi-complete separation of data points detected.	*	*	*	ERROR: The mean parameter is either invalid or at a limit of its range for some observations.	*	*	NE	Algorithm converged.	NE	NE	0,1595	NE	NE	Algorithm converged.	NE	NE
Cardiac disorders	Chronic left ventricular failure	n/a	632	100,0	1	0,2	625	100,0	0	0,0	*	Quasi-complete separation of data points detected.	*	*	*	WARNING: The relative Hessian convergence criterion of 78.977922547 is greater than the limit of 0.0001. The convergence is questionable.	*	*	NE	Algorithm converged.	NE	NE	0,3200	NE	NE	Algorithm converged.	NE	NE
Cardiac disorders	Congestive cardiomyopathy	n/a	632	100,0	0	0,0	625	100,0	1	0,2	*	Quasi-complete separation of data points detected.	*	*	*	WARNING: The relative Hessian convergence criterion of 90.646464276 is greater than the limit of 0.0001. The convergence is questionable.	*	*	0,00	Algorithm converged.	0,00	NE	0,3146	NE	>999,99	Algorithm converged.	0,00	NE
Cardiac disorders	Coronary artery disease	n/a	632	100,0	2	0,3	625	100,0	2	0,3	0,99	Convergence criterion (GCONV=1E-8) satisfied.	0,14	7,04	0,000	Algorithm converged.	-0,006	0,006	0,99	Algorithm converged.	0,14	7,00	0,9913	NE	1,01	Algorithm converged.	0,14	7,16
Cardiac disorders	Coronary artery occlusion	n/a	632	100,0	0	0,0	625	100,0	1	0,2	*	Quasi-complete separation of data points detected.	*	*	*	WARNING: The relative Hessian convergence criterion of 90.646464276 is greater than the limit of 0.0001. The convergence is questionable.	*	*	0,00	Algorithm converged.	0,00	NE	0,3146	NE	>999,99	Algorithm converged.	0,00	NE
Cardiac disorders	Coronary artery stenosis	n/a	632	100,0	0	0,0	625	100,0	1	0,2	*	Quasi-complete separation of data points detected.	*	*	*	WARNING: The relative Hessian convergence criterion of 90.646464276 is greater than the limit of 0.0001. The convergence is questionable.	*	*	0,00	Algorithm converged.	0,00	NE	0,3146	NE	>999,99	Algorithm converged.	0,00	NE
Cardiac disorders	Hypertensive heart disease	n/a	632	100,0	1	0,2	625	100,0	0	0,0	*	Quasi-complete separation of data points detected.	*	*	*	WARNING: The relative Hessian convergence criterion of 83.9140427066 is greater than the limit of 0.0001. The convergence is questionable.	*	*	NE	Algorithm converged.	NE	NE	0,3200	NE	NE	Algorithm converged.	NE	NE
Cardiac disorders	Ischaemic cardiomyopathy	n/a	632	100,0	2	0,3	625	100,0	0	0,0	*	Quasi-complete separation of data points detected.	*	*	*	ERROR: The mean parameter is either invalid or at a limit of its range for some observations.	*	*	NE	Algorithm converged.	NE	NE	0,1595	NE	NE	Algorithm converged.	NE	NE
Cardiac disorders	Left ventricular failure	n/a	632	100,0	3	0,5	625	100,0	0	0,0	*	Quasi-complete separation of data points detected.	*	*	*	WARNING: Negative of Hessian not positive definite.	*	*	NE	Algorithm converged.	NE	NE	0,0847	NE	NE	Algorithm converged.	NE	NE
Cardiac disorders	Myocardial infarction	n/a	632	100,0	0	0,0	625	100,0	2	0,3	*	Quasi-complete separation of data points detected.	*	*	*	WARNING: The relative Hessian convergence criterion of 90.646464276 is greater than the limit of 0.0001. The convergence is questionable.	*	*	0,00	Algorithm converged.	0,00	NE	0,3146	NE	>999,99	Algorithm converged.	0,00	NE
Cardiac disorders	Myocardial ischaemia	n/a	632	100,0	0	0,0	625	100,0	2	0,3	*	Quasi-complete separation of data points detected.	*	*	*	WARNING: Negative of Hessian not positive definite.	*	*	0,00	Algorithm converged.	0,00	NE	0,1548	NE	>999,99	Algorithm converged.	0,00	NE
Cardiac disorders	Palpitations	n/a	632	100,0	0	0,0	625	100,0	1	0,2	*	Quasi-complete separation of data points detected.	*	*	*	WARNING: The relative Hessian convergence criterion of 90.646464276 is greater than the limit of 0.0001. The convergence is questionable.	*	*	0,00	Algorithm converged.	0,00	NE	0,3146	NE	>999,99	Algorithm converged.	0,00	NE
Cardiac disorders	Sinus bradycardia	n/a	632	100,0	0	0,0	625	100,0	1	0,2	*	Quasi-complete separation of data points detected.	*	*	*	WARNING: The relative Hessian convergence criterion of 90.646464276 is greater than the limit of 0.0001. The convergence is questionable.	*	*	0,00	Algorithm converged.	0,00	NE	0,3146	NE	>999,99	Algorithm converged.	0,00	NE
Cardiac disorders	Sinus node dysfunction	n/a	632	100,0	2	0,3	625	100,0	0	0,0	*	Quasi-complete separation of data points detected.	*	*	*	ERROR: The mean parameter is either invalid or at a limit of its range for some observations.	*	*	NE	Algorithm converged.	NE	NE	0,1595	NE	NE	Algorithm converged.	NE	NE
Cardiac disorders	Tachycardia	n/a	632	100,0	2	0,3	625	100,0	1	0,2	1,98	Convergence criterion (GCONV=1E-8) satisfied.	0,18	21,90	0,002	Algorithm converged.	-0,004	0,007	1,98	Algorithm converged.	0,18	21,76	0,5699	NE	0,51	Algorithm converged.	0,05	5,56
Congenital, familial and genetic disorders		n/a	632	100,0	1	0,2	625	100,0	1	0,2	0,99	Convergence criterion (GCONV=1E-8) satisfied.	0,06	15,86	0,000	Algorithm converged.	-0,004	0,004	0,99	Algorithm converged.	0,06	15,79	0,9937	NE	1,01	Algorithm converged.	0,06	16,13
Congenital, familial and genetic disorders	Developmental hip dysplasia	n/a	632	100,0	1	0,2	625	100,0	0	0,0	*	Quasi-complete separation of data points detected.	*	*	*	WARNING: The relative Hessian convergence criterion of 83.9140427066 is greater than the limit of 0.0001. The convergence is questionable.	*	*	NE	Algorithm converged.	NE	NE	0,3200	NE	NE	Algorithm converged.	NE	NE
Congenital, familial and genetic disorders	Phimosis	n/a	632	100,0	0	0,0	625	100,0	1	0,2	*	Quasi-complete separation of data points detected.	*	*	*	WARNING: The relative Hessian convergence criterion of 90.646464276 is greater than the limit of 0.0001. The convergence is questionable.	*	*	0,00	Algorithm converged.	0,00	NE	0,3146	NE	>999,99	Algorithm converged.	0,00	NE
Ear and labyrinth disorders		n/a	632	100,0	6	0,9	625	100,0	2	0,3	2,93	Convergence criterion (GCONV=1E-8) satisfied.	0,60	14,85	0,006	Algorithm converged.	-0,002	0,013	2,93	Algorithm converged.	0,60	14,64	0,1606	NE	0,34	Algorithm converged.	0,07	1,66
Ear and labyrinth disorders	Hypoacusis	n/a	632	100,0	1	0,2	625	100,0	0	0,0	0,99	Convergence criterion (GCONV=1E-8) satisfied.	0,06	15,86	0,000	Algorithm converged.	-0,004	0,004	0,99	Algorithm converged.	0,06	15,79	0,9937	NE	1,01	Algorithm converged.	0,06	16,13
Ear and labyrinth disorders	Motion sickness	n/a	632	100,0	0	0,0	625	100,0	1	0,2	*	Quasi-complete separation of data points detected.	*	*	*	WARNING: The relative Hessian convergence criterion of 90.646464276 is greater than the limit of 0.0001. The convergence is questionable.	*	*	0,00	Algorithm converged.	0,00	NE	0,3146	NE	>999,99	Algorithm converged.	0,00	NE
Ear and labyrinth disorders	Sudden hearing loss	n/a	632	100,0	2	0,3	625	100,0	0	0,0	*	Quasi-complete separation of data points detected.	*	*	*	ERROR: The mean parameter is either invalid or at a limit of its range for some observations.	*	*	NE	Algorithm converged.	NE	NE	0,1595	NE	NE	Algorithm converged.	NE	NE
Ear and labyrinth disorders	Vertigo	n/a	632	100,0	1	0,2	625	100,0	0	0,0	*	Quasi-complete separation of data points detected.	*	*	*	WARNING: Negative of Hessian not positive definite.	*	*	NE	Algorithm converged.	NE	NE	0,0847	NE	NE	Algorithm converged.	NE	NE
Ear and labyrinth disorders	Vestibular disorder	n/a	632	100,0	3	0,5	625	100,0	0	0,0	*	Quasi-complete separation of data points detected.	*	*	*	WARNING: The relative Hessian convergence criterion of 83.9140427066 is greater than the limit of 0.0001. The convergence is questionable.	*	*	NE	Algorithm converged.	NE	NE	0,3200	NE	NE	Algorithm converged.	NE	NE
Endocrine disorders		n/a	632	100,0	1	0,2	625	100,0	1	0,2	0,33	Convergence criterion (GCONV=1E-8) satisfied.	0,03	3,17	-0,003	Algorithm converged.	-0,009	0,003	0,33	Algorithm converged.	0,03	3,16	0,3114	NE	3,03	Algorithm converged.	0,32	29,08
Endocrine disorders	Hyperthyroidism	n/a	632	100,0	0	0,0	625	100,0	1	0,2	*	Quasi-complete separation of data points detected.	*	*	*	WARNING: The relative Hessian convergence criterion of 90.646464276 is greater than the limit of 0.0001. The convergence is questionable.	*	*	0,00	Algorithm converged.	0,00	NE	0,3146	NE	>999,99	Algorithm converged.	0,00	NE
Endocrine disorders	Hypothyroidism	n/a	632	100,0	1	0,2	625	100,0	1	0,2	0,33	Convergence criterion (GCONV=1E-8) satisfied.	0,03	3,17	-0,003	Algorithm converged.	-0,009	0,003	0,33	Algorithm converged.	0,03	3,16	0,3114	NE	3,03	Algorithm converged.	0,32	29,08
Eye disorders		n/a	632	100,0	129	20,4	625	100,0	110	18,0	1,13	Convergence criterion (GCONV=1E-8) satisfied.	0,85	1,49	0,018	Algorithm converged.	-0,025	0,062	1,13	Algorithm converged.	0,88	1,38	0,4078	NE	0,91	Algorithm converged.	0,73	1,14
Eye disorders	Blepharitis	n/a	632	100,0	2	0,3	625	100,0	1	0,2	1,98	Convergence criterion (GCONV=1E-8) satisfied.	0,18	21,90	0,002	Algorithm converged.	-0,004	0,007	1,98	Algorithm converged.	0,18	21,76	0,5699	NE	0,51	Algorithm converged.	0,05	5,56
Eye disorders	Borderline glaucoma	n/a	632	100,0	1	0,2	625	100,0	0	0,0	*	Quasi-complete separation of data points detected.	*	*	*	WARNING: The relative Hessian convergence criterion of 83.9140427066 is greater than the limit of 0.0001. The convergence is questionable.	*	*	NE	Algorithm converged.	NE	NE	0,3200	NE	NE	Algorithm converged.	NE	NE
Eye disorders	Cataract	n/a	632	100,0	46	7,3	625	100,0	41	6,6	1,12	Convergence criterion (GCONV=1E-8) satisfied.	0,72	1,73	0,007	Algorithm converged.	-0,021	0,035	1,11	Algorithm converged.	0,76	1,67	0,6140	NE	0,90	Algorithm converged.	0,62	1,31
Eye disorders	Cataract cortical	n/a	632	100,0	1	0,2	625	100,0	2	0,3	0,49	Convergence criterion (GCONV=1E-8) satisfied.	0,04	5,44	-0,002	Algorithm converged.	-0,007	0,004	0,49	Algorithm converged.	0,04	5,44	0,5569	NE	2,02	Algorithm converged.	0,18	22,25
Eye disorders	Cataract nuclear	n/a	632	100,0	2	0,3	625	100,0	1	0,2	1,98	Convergence criterion (GCONV=1E-8) satisfied.	0,27	32,52	0,010	Algorithm converged.	-0,017	0,047	1,98	Algorithm converged.	0,27	32,05	0,6938	NE	1,35	Algorithm converged.	0,30	6,00
Eye disorders	Cataract subcapsular	n/a	632	100,0	6	0,9	625	100,0	4	0,6	1,49	Convergence criterion (GCONV=1E-8) satisfied.	0,40	5,30	0,003	Algorithm converged.	-0,007	0,013	1,48	Algorithm converged.	0,40	5,23	0,5372	NE	0,67	Algorithm converged.	0,19	2,98
Eye disorders	Chalazion	n/a	632	100,0	3	0,5	625	100,0	3	0,5	1,49	Convergence criterion (GCONV=1E-8) satisfied.	0,23	8,92	0,002	Algorithm converged.	-0,005	0,008	1,48	Algorithm converged.	0,23	8,83	0,6632	NE	0,67	Algorithm converged.	0,11	4,02
Eye disorders	Conjunctival haemorrhage	n/a	632	100,0	7	1,1	625	100,0	6	1,0	1,16	Convergence criterion (GCONV=1E-8) satisfied.	0,39	3,46	0,001	Algorithm converged.	-0,010	0,013	1,15	Algorithm converged.	0,39	3,43	0,7960	NE	0,87	Algorithm converged.	0,29	2,58
Eye disorders	Conjunctival oedema	n/a	632	100,0	1	0,2	625	100,0	0	0,0	*	Quasi-complete separation of data points detected.	*	*	*	WARNING: The relative Hessian convergence criterion of 78.977922547 is greater than the limit of 0.0001. The convergence is questionable.	*	*	NE	Algorithm converged.	NE	NE	0,3200	NE	NE	Algorithm converged.	NE	NE
Eye disorders	Corneal disorder	n/a	632	100,0	1	0,2	625	100,0	0	0,0	*	Quasi-complete separation of data points detected.	*	*	*	WARNING: The relative Hessian convergence criterion of 83.9140427066 is greater than the limit of 0.0001. The convergence is questionable.	*	*	NE	Algorithm converged.	NE	NE	0,3200	NE	NE	Algorithm converged.	NE	NE
Eye disorders	Corneal epithelium defect	n/a	632	100,0	1	0,2	625	100,0	0	0,0	*	Quasi-complete separation of data points detected.	*	*	*	WARNING: The relative Hessian convergence criterion of 78.977922547 is greater than the limit of 0.0001. The convergence is questionable.	*	*	NE	Algorithm converged.	NE	NE	0,3200	NE	NE	Algorithm converged.	NE	NE
Eye disorders	Corneal erosion	n/a	632	100,0	2	0,3	625	100,0	0	0,0	*	Quasi-complete separation of data points detected.	*	*	*	ERROR: The mean parameter is either invalid or at a limit of its range for some observations.	*	*	NE	Algorithm converged.	NE	NE	0,1595	NE	NE	Algorithm converged.	NE	NE
Eye disorders	Corneal infiltrates	n/a	632	100,0	1	0,2	625	100,0	0	0,0	*	Quasi-complete separation of data points detected.	*	*	*	WARNING: The relative Hessian convergence criterion of 78.977922547 is greater than the limit of 0.0001. The convergence is questionable.	*	*	NE	Algorithm converged.	NE	NE	0,3200	NE	NE	Algorithm converged.	NE	NE
Eye disorders	Corneal oedema	n/a	632	100,0	0	0,0	625	100,0	1	0,2	*	Quasi-complete separation of data points detected.	*	*	*	WARNING: The relative Hessian convergence criterion of 90.646464276 is greater than the limit of 0.0001. The convergence is questionable.	*	*	0,00	Algorithm converged.	0,00	NE	0,3146	NE	>999,99	Algorithm converged.	0,00	NE
Eye disorders	Cutaneous horn of eyelid	n/a	632	100,0	0	0,0	625	100,0	1	0,2	*	Quasi-complete separation of data points detected.	*	*	*	WARNING: The relative Hessian convergence criterion of 90.646464276 is greater than the limit of 0.0001. The convergence is questionable.	*	*	0,00	Algorithm converged.	0,00	NE	0,3146	NE	>999,99	Algorithm converged.	0,00	NE
Eye disorders	Cystoid macular oedema	n/a	632	100,0	1	0,2	625	100,0	2	0,3	0,49	Convergence criterion (GCONV=1E-8) satisfied.	0,04	5,44	-0,002	Algorithm converged.	-0,007	0,004	0,49	Algorithm converged.	0,04	5,44	0,5569	NE	2,02	Algorithm converged.	0,18	22,25
Eye disorders	Diabetic retinal oedema	n/a	632	100,0	29	4,6	625	100,0	20	3,2	1,43	Convergence criterion (GCONV=1E-8) satisfied.	0,90	2,27	-0,013	Algorithm converged.	-0,034	0,008	1,43	Algorithm converged.	0,90	2,26	0,1242	NE	1,42	Algorithm converged.	0,81	2,48
Eye disorders	Diabetic retinopathy	n/a	632	100,0	10	1,6	625	100,0	8	1,3	1,24	Convergence criterion (GCONV=1E-8) satisfied.	0,49	3,16	0,003	Algorithm converged.	-0,010	0,016	1,24	Algorithm converged.	0,49	3,11	0,6521	NE	0,81	Algorithm converged.	0,32	5,04
Eye disorders	Dry eye	n/a	632	100,0	5	0,8	625	100,0	4	0,6	0,74	Convergence criterion (GCONV=1E-8) satisfied.	0,17	3,32	-0,002	Algorithm converged.	-0,010	0,007	0,74	Algorithm converged.	0,17	3,30	0,6938	NE	1,35	Algorithm converged.	0,30	6,00
Eye disorders	Episcleritis	n/a	632	100,0	1	0,2	625	100,0	0	0,0	*	Quasi-complete separation of data points detected.	*	*	*	WARNING: The relative Hessian convergence criterion of 83.9140427066 is greater than the limit of 0.0001. The convergence is questionable.	*	*	NE	Algorithm converged.	NE	NE	0,3200	NE	NE	Algorithm converged.	NE	NE
Eye disorders	Erythema of eyelid	n/a	632	100,0	1	0,2	625	100,0	0	0,0	*	Quasi-complete separation of data points detected.	*	*	*	WARNING: The relative Hessian convergence criterion of 83.9140427066 is greater than the limit of 0.0001. The convergence is questionable.	*	*	NE	Algorithm converged.	NE	NE	0,3200	NE	NE	Algorithm converged.	NE	NE
Eye disorders	Eye allergy	n/a	632	100,0	1	0,2	625	100,0	0	0,0	*	Quasi-complete separation of data points detected.	*	*	*	WARNING: The relative Hessian convergence criterion of 78.977922547 is greater than the limit of 0.0001. The convergence is questionable.	*	*	NE	Algorithm converged.	NE	NE	0,3200	NE	NE	Algorithm converged.	NE	NE
Eye disorders	Eye pain	n/a	632	100,0	4	0,6	625	100,0	3	0,5	1,32	Convergence criterion (GCONV=1E-8) satisfied.	0,29	5,92	0,002	Algorithm converged.	-0,007	0,014	1,32	Algorithm converged.	0,30	5,87	0,7158	NE	0,76	Algorithm converged.	0,17	3,37
Eye disorders	Eye swelling	n/a	632	100,0	1	0,2	625	100,0	0	0,0	*	Quasi-complete separation of data points detected.	*	*	*	WARNING: The relative Hessian convergence criterion of 83.9140427066 is greater than the limit of 0.0001. The convergence is questionable.	*	*	NE	Algorithm converged.	NE	NE	0,3200	NE	NE	Algorithm converged.	NE	NE
Eye disorders	Eyelid oedema	n/a	632	100,0	0	0,0	625	100,0	1	0,2	*	Quasi-complete separation of data points detected.	*	*	*	WARNING: The relative Hessian convergence criterion of 90.646464276 is greater than the limit of 0.0001. The convergence is questionable.	*	*	0,00	Algorithm converged.	0,00	NE	0,3146	NE	>999,99	Algorithm converged.	0,00	NE
Eye disorders	Glaucoma	n/a	632	100,0	3	0,5	625	100,0	1	0,2	0,60	Convergence criterion (GCONV=1E-8) satisfied.	0,13	3,95	-0,002	Algorithm converged.	-0,009	0,009	0,68	Algorithm converged.	0,13	3,83	0,8452	NE	1,52	Algorithm converged.	0,25	9,05
Eye disorders	Glaucomatous optic disc atrophy	n/a	632	100,0	1	0,2	625	100,0	0	0,0	*	Quasi-complete separation of data points detected.	*	*	*	WARNING: The relative Hessian convergence criterion of 78.977922547 is greater than the limit of 0.0001. The convergence is questionable.	*	*	NE	Algorithm converged.	NE	NE	0,3200	NE	NE	Algorithm converged.	NE	NE
Eye disorders	Iridocyclitis	n/a	632	100,0	2	0,3	625	100,0	1	0,2	1,98	Convergence criterion (GCONV=1E-8) satisfied.	0,18	21,90	0,002	Algorithm converged.	-0,004	0,007	1,98	Algorithm converged.	0,18	21,76	0,5699	NE	0,51	Algorithm converged.	0,05	5,56
Eye disorders	Iritis	n/a	632	100,0	2	0,3	625	100,0	1	0,2	1,98	Convergence criterion (GCONV=1E-8) satisfied.	0,18	21,90	0,002	Algorithm converged.	-0,004	0,007	1,98	Algorithm converged.	0,18	21,76	0,5699	NE	0,51	Algorithm converged.	0,05	5,56
Eye disorders	Keratitis	n/a	632	100,0	1	0,2	625	100,0	0	0,0	*	Quasi-complete separation of data points detected.	*	*	*	WARNING: The relative Hessian convergence criterion of 78.977922547 is greater than the limit of 0.0001. The convergence is questionable.	*	*	NE	Algorithm converged.	NE	NE	0,3200	NE	NE	Algorithm converged.	NE	NE
Eye disorders	Lacrimation decreased	n/a	632	100,0	1	0,2	625	100,0	0	0,0	*	Quasi-complete separation of data points detected.	*	*	*	WARNING: The relative Hessian convergence criterion of 83.9140427066 is greater than the limit of 0.0001. The convergence is questionable.	*	*	NE	Algorithm converged.	NE	NE	0,3200	NE	NE	Algorithm converged.	NE	NE
Eye disorders	Lenticular opacities	n/a	632	100,0	3	0,5	625	100,0	0	0,0	*	Quasi-complete separation of data points detected.	*	*	*	WARNING: Negative of Hessian not positive definite.	*	*	NE	Alg

| | | |

| | | |

| | | |

| | | |

| | | |

POPULATION: Safety-Evaluable Population B vs. C
ENDPOINT: Moderate AEs throughout the Entire Study
MODEL: Unstratified analysis
STUDY: GR40349 & GR40398
Dichotomous Analysis by Subgroups (Safety)

Study

			Faricimab (PTI) (N=632)				Aflibercept (N=625)				Faricimab (PTI) vs. Aflibercept																	Aflibercept vs. Faricimab (PTI)				
			Patients		Patients with Event		Patients		Patients with Event		Odds Ratio					Absolute Risk Difference					Relative Risk							Relative Risk				
MedDRA System Organ Class	MedDRA Preferred Term	Level	n	%	n	%	n	%	n	%	Odds Ratio		Convergence Reason	95% Lower CL	95% Upper CL	Absolute Risk		Convergence Reason	95% Lower CL	95% Upper CL	Relative Risk		Convergence Reason	95% Lower CL	95% Upper CL	p-value (Cochran-Mantel-Haenszel)	Interaction Test p-value (likelihood ratio)	Relative Risk		Convergence Reason	95% Lower CL	95% Upper CL
Blood and lymphatic system disorders		Rhine	319	50,5	4	1,3	314	50,2	4	1,3	0,98		Convergence criterion (GCONV=1E-8) satisfied.	0,24	3,97	0,000		Algorithm converged.	-0,018	0,017	0,98		Algorithm converged.	0,25	3,90	0,9821	0,2065	1,02		Algorithm converged.	0,26	4,03
Blood and lymphatic system disorders		Yosemite	313	49,5	3	1,0	311	49,8	10	3,2	0,29		Convergence criterion (GCONV=1E-8) satisfied.	0,08	1,07	-0,023		Algorithm converged.	-0,045	0,000	0,30		Algorithm converged.	0,08	1,07	0,0486		3,35		Algorithm converged.	0,93	12,07
Blood and lymphatic system disorders	Anaemia	Rhine	319	50,5	3	0,9	314	50,2	3	1,0	0,98		Convergence criterion (GCONV=1E-8) satisfied.	0,20	4,91	0,000		Algorithm converged.	-0,015	0,015	0,98		Algorithm converged.	0,20	4,84	0,9845	0,4300	1,02		Algorithm converged.	0,21	5,00
Blood and lymphatic system disorders	Anaemia	Yosemite	313	49,5	2	0,6	311	49,8	5	1,6	0,39		Convergence criterion (GCONV=1E-8) satisfied.	0,08	2,04	-0,010		Algorithm converged.	-0,026	0,007	0,40		Algorithm converged.	0,08	2,03	0,2510		2,52		Algorithm converged.	0,49	12,87
Blood and lymphatic system disorders	Iron deficiency anaemia	Rhine	319	50,5	0	0,0	314	50,2	0	0,0	NE			NE	NE	NE		NE	NE	NE	NE		NE	NE	NE	NE	NE	NE		NE	NE	NE
Blood and lymphatic system disorders	Iron deficiency anaemia	Yosemite	313	49,5	0	0,0	311	49,8	3	1,0		*	Quasi-complete separation of data points detected.				*	ERROR: The mean parameter is either invalid or at a limit of its range for some observations.			0,00		Algorithm converged.	0,00	NE	0,0818		>999.99		Algorithm converged.	0,00	NE
Blood and lymphatic system disorders	Microcytic anaemia	Rhine	319	50,5	1	0,3	314	50,2	1	0,3	0,98		Convergence criterion (GCONV=1E-8) satisfied.	0,06	15,80	0,000		Algorithm converged.	-0,009	0,009	0,98		Algorithm converged.	0,06	15,67	0,9911	1,0000	1,02		Algorithm converged.	0,06	16,17
Blood and lymphatic system disorders	Microcytic anaemia	Yosemite	313	49,5	0	0,0	311	49,8	0	0,0	NE			NE	NE	NE		NE	NE	NE	NE		NE	NE	NE	NE		NE		NE	NE	NE
Blood and lymphatic system disorders	Nephrogenic anaemia	Rhine	319	50,5	0	0,0	314	50,2	0	0,0	NE			NE	NE	NE		NE	NE	NE	NE		NE	NE	NE	NE	NE	NE		NE	NE	NE
Blood and lymphatic system disorders	Nephrogenic anaemia	Yosemite	313	49,5	0	0,0	311	49,8	1	0,3		*	Quasi-complete separation of data points detected.				*	ERROR: The mean parameter is either invalid or at a limit of its range for some observations.			0,00		Algorithm converged.	0,00	NE	0,3158		>999.99		Algorithm converged.	0,00	NE
Blood and lymphatic system disorders	Neutrophilia	Rhine	319	50,5	0	0,0	314	50,2	0	0,0	NE			NE	NE	NE		NE	NE	NE	NE		NE	NE	NE	NE	NE	NE		NE	NE	NE
Blood and lymphatic system disorders	Neutrophilia	Yosemite	313	49,5	0	0,0	311	49,8	1	0,3		*	Quasi-complete separation of data points detected.				*	ERROR: The mean parameter is either invalid or at a limit of its range for some observations.			0,00		Algorithm converged.	0,00	NE	0,3158		>999.99		Algorithm converged.	0,00	NE
Blood and lymphatic system disorders	Thrombocytopenia	Rhine	319	50,5	0	0,0	314	50,2	0	0,0	NE			NE	NE	NE		NE	NE	NE	NE		NE	NE	NE	NE	NE	NE		NE	NE	NE
Blood and lymphatic system disorders	Thrombocytopenia	Yosemite	313	49,5	1	0,3	311	49,8	0	0,0		*	Quasi-complete separation of data points detected.				*	WARNING: Negative of Hessian not positive definite.			NE		Algorithm converged.	NE	NE	0,3189		NE		Algorithm converged.	NE	NE
Cardiac disorders		Rhine	319	50,5	12	3,8	314	50,2	10	3,2	1,19		Convergence criterion (GCONV=1E-8) satisfied.	0,51	2,79	0,006		Algorithm converged.	-0,023	0,034	1,18		Algorithm converged.	0,52	2,69	0,6921	0,7763	0,85		Algorithm converged.	0,37	1,93
Cardiac disorders		Yosemite	313	49,5	10	3,2	311	49,8	10	3,2	0,99		Convergence criterion (GCONV=1E-8) satisfied.	0,41	2,42	0,000		Algorithm converged.	-0,028	0,027	0,99		Algorithm converged.	0,42	2,35	0,9884		1,01		Algorithm converged.	0,42	2,38
Cardiac disorders	Acute myocardial infarction	Rhine	319	50,5	0	0,0	314	50,2	1	0,3		*	Quasi-complete separation of data points detected.				*	ERROR: The mean parameter is either invalid or at a limit of its range for some observations.			0,00		Algorithm converged.	0,00	NE	0,3135	1,0000	>999.99		Algorithm converged.	0,00	NE
Cardiac disorders	Acute myocardial infarction	Yosemite	313	49,5	0	0,0	311	49,8	1	0,3		*	Quasi-complete separation of data points detected.				*	ERROR: The mean parameter is either invalid or at a limit of its range for some observations.			0,00		Algorithm converged.	0,00	NE	0,3158		>999.99		Algorithm converged.	0,00	NE
Cardiac disorders	Angina pectoris	Rhine	319	50,5	1	0,3	314	50,2	2	0,6	0,49		Convergence criterion (GCONV=1E-8) satisfied.	0,04	5,44	-0,003		Algorithm converged.	-0,014	0,007	0,49		Algorithm converged.	0,04	5,40	0,5539	0,7056	2,03		Algorithm converged.	0,19	22,29
Cardiac disorders	Angina pectoris	Yosemite	313	49,5	1	0,3	311	49,8	1	0,3	0,99		Convergence criterion (GCONV=1E-8) satisfied.	0,06	15,96	0,000		Algorithm converged.	-0,009	0,009	0,99		Algorithm converged.	0,06	15,81	0,9964		1,01		Algorithm converged.	0,06	16,02
Cardiac disorders	Angina unstable	Rhine	319	50,5	1	0,3	314	50,2	0	0,0		*	Quasi-complete separation of data points detected.				*	WARNING: The relative Hessian convergence criterion of 49.519817954 is greater than the limit of 0.0001. The convergence is questionable.			NE		Algorithm converged.	NE	NE	0,3211	NE	NE		Algorithm converged.	NE	NE
Cardiac disorders	Angina unstable	Yosemite	313	49,5	0	0,0	311	49,8	0	0,0	NE			NE	NE	NE		NE	NE	NE	NE		NE	NE	NE	NE		NE		NE	NE	NE
Cardiac disorders	Aortic valve stenosis	Rhine	319	50,5	1	0,3	314	50,2	0	0,0		*	Quasi-complete separation of data points detected.				*	WARNING: The relative Hessian convergence criterion of 46.424829332 is greater than the limit of 0.0001. The convergence is questionable.			NE		Algorithm converged.	NE	NE	0,3211	NE	NE		Algorithm converged.	NE	NE
Cardiac disorders	Aortic valve stenosis	Yosemite	313	49,5	0	0,0	311	49,8	0	0,0	NE			NE	NE	NE		NE	NE	NE	NE		NE	NE	NE	NE		NE		NE	NE	NE
Cardiac disorders	Arrhythmia	Rhine	319	50,5	1	0,3	314	50,2	0	0,0		*	Quasi-complete separation of data points detected.				*	WARNING: The relative Hessian convergence criterion of 46.424829332 is greater than the limit of 0.0001. The convergence is questionable.			NE		Algorithm converged.	NE	NE	0,3211	0,3074	NE		Algorithm converged.	NE	NE
Cardiac disorders	Arrhythmia	Yosemite	313	49,5	1	0,3	311	49,8	1	0,3	0,99		Convergence criterion (GCONV=1E-8) satisfied.	0,06	15,96	0,000		Algorithm converged.	-0,009	0,009	0,99		Algorithm converged.	0,06	15,81	0,9964		1,01		Algorithm converged.	0,06	16,02
Cardiac disorders	Arteriosclerosis coronary artery	Rhine	319	50,5	2	0,6	314	50,2	1	0,3	1,97		Convergence criterion (GCONV=1E-8) satisfied.	0,18	21,89	0,003		Algorithm converged.	-0,008	0,014	1,97		Algorithm converged.	0,18	21,60	0,5724	1,0000	0,51		Algorithm converged.	0,05	5,57
Cardiac disorders	Arteriosclerosis coronary artery	Yosemite	313	49,5	0	0,0	311	49,8	0	0,0	NE			NE	NE	NE		NE	NE	NE	NE		NE	NE	NE	NE		NE		NE	NE	NE
Cardiac disorders	Atrial fibrillation	Rhine	319	50,5	1	0,3	314	50,2	0	0,0		*	Quasi-complete separation of data points detected.				*	WARNING: The relative Hessian convergence criterion of 46.424829332 is greater than the limit of 0.0001. The convergence is questionable.			NE		Algorithm converged.	NE	NE	0,3211	0,3419	NE		Algorithm converged.	NE	NE
Cardiac disorders	Atrial fibrillation	Yosemite	313	49,5	3	1,0	311	49,8	2	0,6	1,50		Convergence criterion (GCONV=1E-8) satisfied.	0,25	9,01	0,003		Algorithm converged.	-0,011	0,017	1,49		Algorithm converged.	0,25	8,86	0,6589		0,67		Algorithm converged.	0,11	3,99
Cardiac disorders	Bundle branch block right	Rhine	319	50,5	1	0,3	314	50,2	0	0,0		*	Quasi-complete separation of data points detected.				*	WARNING: The relative Hessian convergence criterion of 49.519817954 is greater than the limit of 0.0001. The convergence is questionable.			NE		Algorithm converged.	NE	NE	0,3211	NE	NE		Algorithm converged.	NE	NE
Cardiac disorders	Bundle branch block right	Yosemite	313	49,5	0	0,0	311	49,8	0	0,0	NE			NE	NE	NE		NE	NE	NE	NE		NE	NE	NE	NE		NE		NE	NE	NE
Cardiac disorders	Cardiac failure	Rhine	319	50,5	1	0,3	314	50,2	4	1,3	0,24		Convergence criterion (GCONV=1E-8) satisfied.	0,03	2,19	-0,010		Algorithm converged.	-0,023	0,004	0,25		Algorithm converged.	0,03	2,19	0,1727	0,1034	4,06		Algorithm converged.	0,46	36,16
Cardiac disorders	Cardiac failure	Yosemite	313	49,5	1	0,3	311	49,8	0	0,0		*	Quasi-complete separation of data points detected.				*	WARNING: Negative of Hessian not positive definite.			NE		Algorithm converged.	NE	NE	0,3189		NE		Algorithm converged.	NE	NE
Cardiac disorders	Cardiac failure acute	Rhine	319	50,5	0	0,0	314	50,2	1	0,3		*	Quasi-complete separation of data points detected.				*	ERROR: The mean parameter is either invalid or at a limit of its range for some observations.			0,00		Algorithm converged.	0,00	NE	0,3135	NE	>999.99		Algorithm converged.	0,00	NE
Cardiac disorders	Cardiac failure acute	Yosemite	313	49,5	0	0,0	311	49,8	0	0,0	NE			NE	NE	NE		NE	NE	NE	NE		NE	NE	NE	NE		NE		NE	NE	NE
Cardiac disorders	Cardiac failure chronic	Rhine	319	50,5	0	0,0	314	50,2	0	0,0	NE			NE	NE	NE		NE	NE	NE	NE		NE	NE	NE	NE	1,0000	NE		NE	NE	NE
Cardiac disorders	Cardiac failure chronic	Yosemite	313	49,5	1	0,3	311	49,8	1	0,3	0,99		Convergence criterion (GCONV=1E-8) satisfied.	0,06	15,96	0,000		Algorithm converged.	-0,009	0,009	0,99		Algorithm converged.	0,06	15,81	0,9964		1,01		Algorithm converged.	0,06	16,02
Cardiac disorders	Cardiac failure congestive	Rhine	319	50,5	3	0,9	314	50,2	2	0,6	1,48		Convergence criterion (GCONV=1E-8) satisfied.	0,25	8,92	0,003		Algorithm converged.	-0,011	0,017	1,48		Algorithm converged.	0,25	8,78	0,6665	0,0929	0,68		Algorithm converged.	0,11	4,03
Cardiac disorders	Cardiac failure congestive	Yosemite	313	49,5	0	0,0	311	49,8	2	0,6		*	Quasi-complete separation of data points detected.				*	ERROR: The mean parameter is either invalid or at a limit of its range for some observations.			0,00		Algorithm converged.	0,00	NE	0,1556		>999.99		Algorithm converged.	0,00	NE
Cardiac disorders	Cardiomegaly	Rhine	319	50,5	0	0,0	314	50,2	0	0,0	NE			NE	NE	NE		NE	NE	NE	NE		NE	NE	NE	NE	1,0000	NE		NE	NE	NE
Cardiac disorders	Cardiomegaly	Yosemite	313	49,5	1	0,3	311	49,8	2	0,6	0,50		Convergence criterion (GCONV=1E-8) satisfied.	0,04	5,49	-0,003		Algorithm converged.	-0,014	0,008	0,50		Algorithm converged.	0,05	5,45	0,5593		2,01		Algorithm converged.	0,18	22,08
Cardiac disorders	Cardiomyopathy	Rhine	319	50,5	1	0,3	314	50,2	0	0,0		*	Quasi-complete separation of data points detected.				*	WARNING: The relative Hessian convergence criterion of 46.424829332 is greater than the limit of 0.0001. The convergence is questionable.			NE		Algorithm converged.	NE	NE	0,3211	1,0000	NE		Algorithm converged.	NE	NE
Cardiac disorders	Cardiomyopathy	Yosemite	313	49,5	1	0,3	311	49,8	0	0,0		*	Quasi-complete separation of data points detected.				*	WARNING: Negative of Hessian not positive definite.			NE		Algorithm converged.	NE	NE	0,3189		NE		Algorithm converged.	NE	NE
Cardiac disorders	Chronic left ventricular failure	Rhine	319	50,5	1	0,3	314	50,2	0	0,0		*	Quasi-complete separation of data points detected.				*	WARNING: The relative Hessian convergence criterion of 49.519817954 is greater than the limit of 0.0001. The convergence is questionable.			NE		Algorithm converged.	NE	NE	0,3211	NE	NE		Algorithm converged.	NE	NE
Cardiac disorders	Chronic left ventricular failure	Yosemite	313	49,5	0	0,0	311	49,8	0	0,0	NE			NE	NE	NE		NE	NE	NE	NE		NE	NE	NE	NE		NE		NE	NE	NE
Cardiac disorders	Congestive cardiomyopathy	Rhine	319	50,5	0	0,0	314	50,2	1	0,3		*	Quasi-complete separation of data points detected.				*	ERROR: The mean parameter is either invalid or at a limit of its range for some observations.			0,00		Algorithm converged.	0,00	NE	0,3135	NE	>999.99		Algorithm converged.	0,00	NE
Cardiac disorders	Congestive cardiomyopathy	Yosemite	313	49,5	0	0,0	311	49,8	0	0,0	NE			NE	NE	NE		NE	NE	NE	NE		NE	NE	NE	NE		NE		NE	NE	NE
Cardiac disorders	Coronary artery disease	Rhine	319	50,5	1	0,3	314	50,2	0	0,0		*	Quasi-complete separation of data points detected.				*	WARNING: The relative Hessian convergence criterion of 46.424829332 is greater than the limit of 0.0001. The convergence is questionable.			NE		Algorithm converged.	NE	NE	0,3211	0,1897	NE		Algorithm converged.	NE	NE
Cardiac disorders	Coronary artery disease	Yosemite	313	49,5	1	0,3	311	49,8	2	0,6	0,50		Convergence criterion (GCONV=1E-8) satisfied.	0,04	5,49	-0,003		Algorithm converged.	-0,014	0,008	0,50		Algorithm converged.	0,05	5,45	0,5593		2,01		Algorithm converged.	0,18	22,08
Cardiac disorders	Coronary artery occlusion	Rhine	319	50,5	0	0,0	314	50,2	0	0,0	NE			NE	NE	NE		NE	NE	NE	NE		NE	NE	NE	NE	NE	NE		NE	NE	NE
Cardiac disorders	Coronary artery occlusion	Yosemite	313	49,5	0	0,0	311	49,8	1	0,3		*	Quasi-complete separation of data points detected.				*	ERROR: The mean parameter is either invalid or at a limit of its range for some observations.			0,00		Algorithm converged.	0,00	NE	0,3158		>999.99		Algorithm converged.	0,00	NE
Cardiac disorders	Coronary artery stenosis	Rhine	319	50,5	0	0,0	314	50,2	0	0,0	NE			NE	NE	NE		NE	NE	NE	NE		NE	NE	NE	NE	NE	NE		NE	NE	NE
Cardiac disorders	Coronary artery stenosis	Yosemite	313	49,5	0	0,0	311	49,8	1	0,3		*	Quasi-complete separation of data points detected.				*	ERROR: The mean parameter is either invalid or at a limit of its range for some observations.			0,00		Algorithm converged.	0,00	NE	0,3158		>999.99		Algorithm converged.	0,00	NE
Cardiac disorders	Hypertensive heart disease	Rhine	319	50,5	0	0,0	314	50,2	0	0,0	NE			NE	NE	NE		NE	NE	NE	NE		NE	NE	NE	NE	NE	NE		NE	NE	NE
Cardiac disorders	Hypertensive heart disease	Yosemite	313	49,5	1	0,3	311	49,8	0	0,0		*	Quasi-complete separation of data points detected.				*	WARNING: Negative of Hessian not positive definite.			NE		Algorithm converged.	NE	NE	0,3189		NE		Algorithm converged.	NE	NE
Cardiac disorders	Ischaemic cardiomyopathy	Rhine	319	50,5	2	0,6	314	50,2	0	0,0		*	Quasi-complete separation of data points detected.				*	WARNING: Negative of Hessian not positive definite.			NE		Algorithm converged.	NE	NE	0,1603	NE	NE		Algorithm converged.	NE	NE
Cardiac disorders	Ischaemic cardiomyopathy	Yosemite	313	49,5	0	0,0	311	49,8	0	0,0	NE			NE	NE	NE		NE	NE	NE	NE		NE	NE	NE	NE		NE		NE	NE	NE
Cardiac disorders	Left ventricular failure	Rhine	319	50,5	0	0,0	314	50,2	0	0,0	NE			NE	NE	NE		NE	NE	NE	NE		NE	NE	NE	NE	NE	NE		NE	NE	NE
Cardiac disorders	Left ventricular failure	Yosemite	313	49,5	3	1,0	311	49,8	0	0,0		*	Quasi-complete separation of data points detected.				*	WARNING: Negative of Hessian not positive definite.			NE		Algorithm converged.	NE	NE	0,0838		NE		Algorithm converged.	NE	NE
Cardiac disorders	Myocardial infarction	Rhine	319	50,5	0	0,0	314	50,2	1	0,3		*	Quasi-complete separation of data points detected.				*	ERROR: The mean parameter is either invalid or at a limit of its range for some observations.			0,00		Algorithm converged.	0,00	NE	0,3135	NE	>999.99		Algorithm converged.	0,00	NE
Cardiac disorders	Myocardial infarction	Yosemite	313	49,5	0	0,0	311	49,8	0	0,0	NE			NE	NE	NE		NE	NE	NE	NE		NE	NE	NE	NE		NE		NE	NE	NE
Cardiac disorders	Myocardial ischaemia	Rhine	319	50,5	0	0,0	314	50,2	2	0,6		*	Quasi-complete separation of data points detected.				*	ERROR: The mean parameter is either invalid or at a limit of its range for some observations.			0,00		Algorithm converged.	0,00	NE	0,1537	NE	>999.99		Algorithm converged.	0,00	NE
Cardiac disorders	Myocardial ischaemia	Yosemite	313	49,5	0	0,0	311	49,8	0	0,0	NE			NE	NE	NE		NE	NE	NE	NE		NE	NE	NE	NE		NE		NE	NE	NE
Cardiac disorders	Palpitations	Rhine	319	50,5	0	0,0	314	50,2	1	0,3		*	Quasi-complete separation of data points detected.				*	ERROR: The mean parameter is either invalid or at a limit of its range for some observations.			0,00		Algorithm converged.	0,00	NE	0,3135	NE	>999.99		Algorithm converged.	0,00	NE
Cardiac disorders	Palpitations	Yosemite	313	49,5	0	0,0	311	49,8	0	0,0	NE			NE	NE	NE		NE	NE	NE	NE		NE	NE	NE	NE		NE		NE	NE	NE
Cardiac disorders	Sinus bradycardia	Rhine	319	50,5	0	0,0	314	50,2	0	0,0	NE			NE	NE	NE		NE	NE	NE	NE		NE	NE	NE	NE	NE	NE		NE	NE	NE
Cardiac disorders	Sinus bradycardia	Yosemite	313	49,5	0	0,0	311	49,8	1	0,3		*	Quasi-complete separation of data points detected.				*	ERROR: The mean parameter is either invalid or at a limit of its range for some observations.			0,00		Algorithm converged.	0,00	NE	0,3158		>999.99		Algorithm converged.	0,00	NE
Cardiac disorders	Sinus node dysfunction	Rhine	319	50,5	0	0,0	314	50,2	0	0,0	NE			NE	NE	NE		NE	NE	NE	NE		NE	NE	NE	NE	NE	NE		NE	NE	NE
Cardiac disorders	Sinus node dysfunction	Yosemite	313	49,5	2	0,6	311	49,8	0	0,0		*	Quasi-complete separation of data points detected.				*	WARNING: Negative of Hessian not positive definite.			NE		Algorithm converged.	NE	NE	0,1583		NE		Algorithm converged.	NE	NE
Cardiac disorders	Tachycardia	Rhine	319	50,5	2	0,6	314	50,2	1	0,3	1,97		Convergence criterion (GCONV=1E-8) satisfied.	0,18	21,89	0,003		Algorithm converged.	-0,008	0,014	1,97		Algorithm converged.	0,18	21,60	0,5724	1,0000	0,51		Algorithm converged.	0,05	5,57
Cardiac disorders	Tachycardia	Yosemite	313	49,5	0	0,0	311	49,8	0	0,0	NE			NE	NE	NE		NE	NE	NE	NE		NE	NE	NE	NE		NE		NE	NE	NE
Congenital, familial and genetic disorders		Rhine	319	50,5	0	0,0	314	50,2	0	0,0	NE			NE	NE	NE		NE	NE	NE	NE		NE	NE	NE	NE	1,0000	NE		NE	NE	NE
Congenital, familial and genetic disorders		Yosemite	313	49,5	1	0,3	311	49,8	1	0,3	0,99		Convergence criterion (GCONV=1E-8) satisfied.	0,06	15,96	0,000		Algorithm converged.	-0,009	0,009	0,99		Algorithm converged.	0,06	15,81	0,9964		1,01		Algorithm converged.	0,06	16,02
Congenital, familial and genetic disorders	Developmental hip dysplasia	Rhine	319	50,5	0	0,0	314	50,2	0	0,0	NE			NE	NE	NE		NE	NE	NE	NE		NE	NE	NE	NE	NE	NE		NE	NE	NE
Congenital, familial and genetic disorders	Developmental hip dysplasia	Yosemite	313	49,5	1	0,3	311	49,8	0	0,0		*	Quasi-complete separation of data points detected.				*	WARNING: Negative of Hessian not positive definite.			NE		Algorithm converged.	NE	NE	0,3189		NE		Algorithm converged.	NE	NE
Congenital, familial and genetic disorders	Phimosis	Rhine	319	50,5	0	0,0	314	50,2	0	0,0	NE			NE	NE	NE		NE	NE	NE	NE		NE	NE	NE	NE	NE	NE		NE	NE	NE
Congenital, familial and genetic disorders	Phimosis	Yosemite	313	49,5	0	0,0	311	49,8	1	0,3		*	Quasi-complete separation of data points detected.				*	ERROR: The mean parameter is either invalid or at a limit of its range for some observations.			0,00		Algorithm converged.	0,00	NE	0,3158		>999.99		Algorithm converged.	0,00	NE
Ear and labyrinth disorders		Rhine	319	50,5	1	0,3	314	50,2	1	0,3	0,98		Convergence criterion (GCONV=1E-8) satisfied.	0,06	15,80	0,000		Algorithm converged.	-0,009	0,009	0,98		Algorithm converged.	0,06	15,67	0,9911	0,3621	1,02		Algorithm converged.	0,06	16,17
Ear and labyrinth disorders		Yosemite	313	49,5	5	1,6	311	49,8	1	0,3	5,03		Convergence criterion (GCONV=1E-8) satisfied.	0,58	43,32	0,013		Algorithm converged.	-0,002	0,028	4,97		Algorithm converged.	0,58	42,28	0,1027		0,20		Algorithm converged.	0,02	1,71
Ear and labyrinth disorders	Hypoacusis	Rhine	319	50,5	0	0,0	314	50,2	1	0,3		*	Quasi-complete separation of data points detected.				*	ERROR: The mean parameter is either invalid or at a limit of its range for some observations.			0,00		Algorithm converged.	0,00	NE	0,3135	0,0951	>999.99		Algorithm converged.	0,00	NE
Ear and labyrinth disorders	Hypoacusis	Yosemite	313	49,5	1	0,3	311	49,8	0	0,0		*	Quasi-complete separation of data points detected.				*	WARNING: Negative of Hessian not positive definite.			NE		Algorithm converged.	NE	NE	0,3189		NE		Algorithm converged.	NE	NE
Ear and labyrinth disorders	Motion sickness	Rhine	319	50,5	0	0,0	314	50,2	0	0,0	NE			NE	NE	NE		NE	NE	NE	NE		NE	NE	NE	NE	NE	NE		NE	NE	NE

| | | |

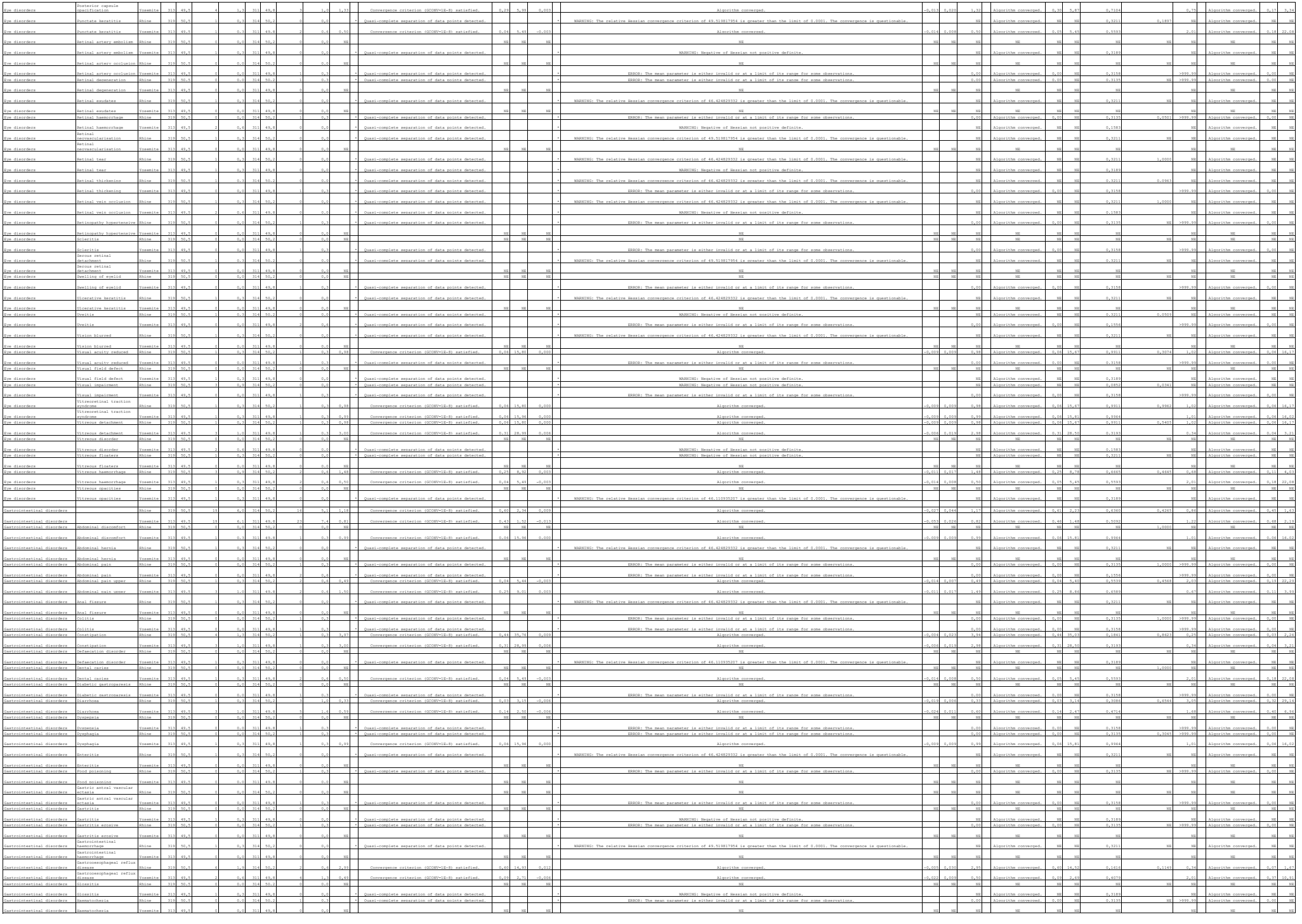

| | | |

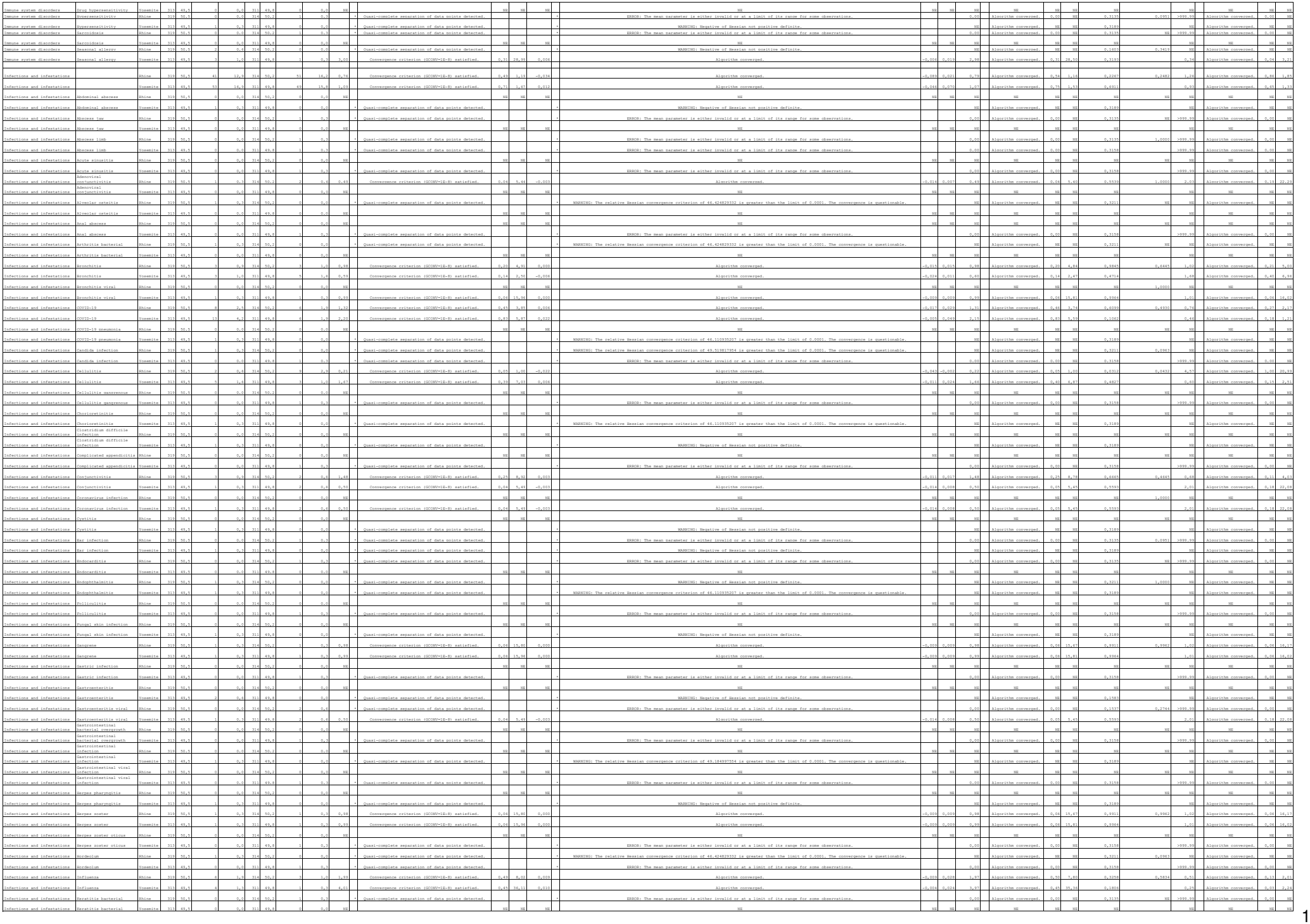

| | | |

| | | |

| | | |

| | | |

| | | |

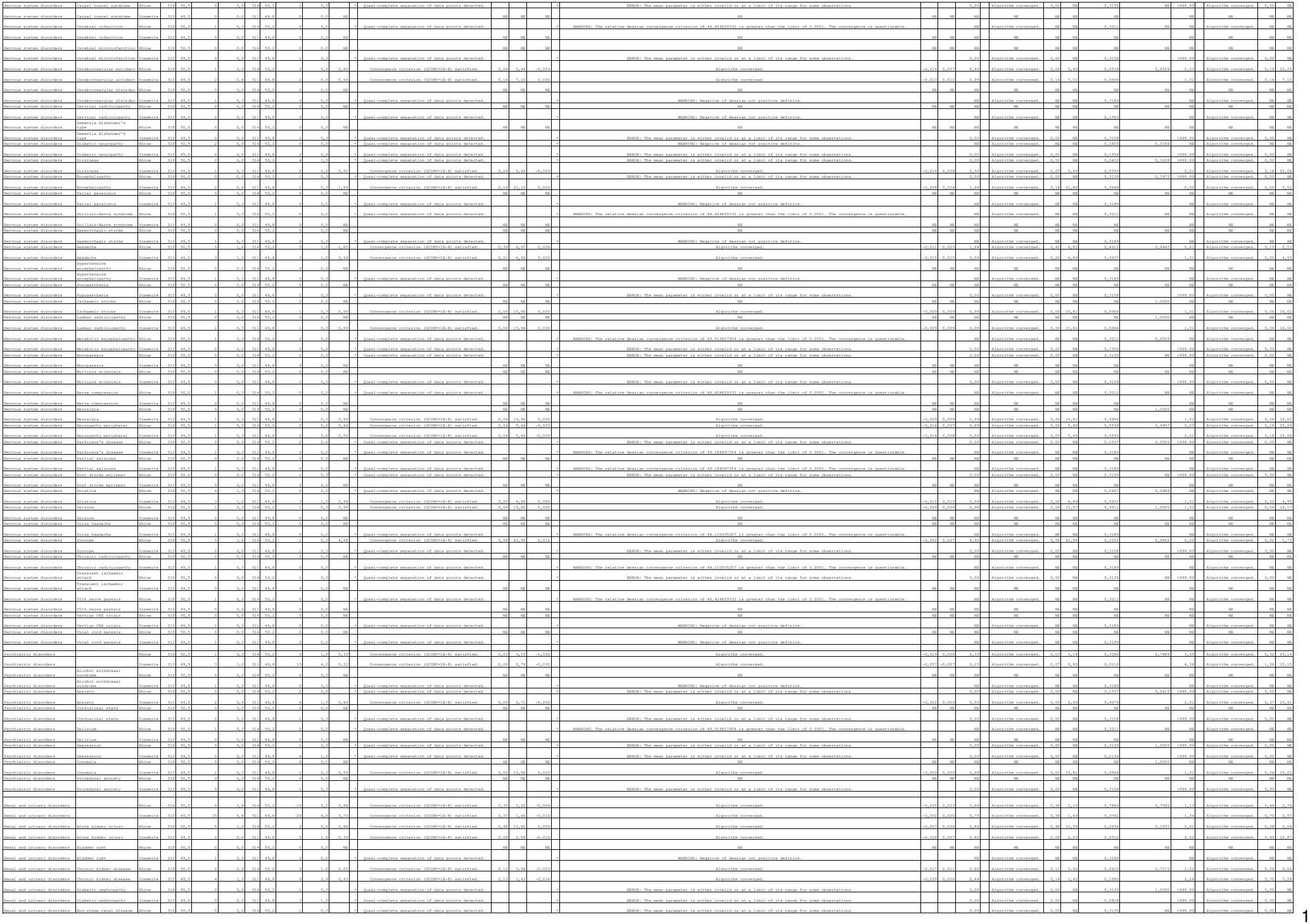

1014

| | | |

Respiratory, thoracic and mediastinal disorders	Tachypnoea	Rhine	319	50,5	1	0,3	314	50,2	0	0,0		*	Quasi-complete separation of data points detected.				*	WARNING: The relative Hessian convergence criterion of 46.424829332 is greater than the limit of 0.0001. The convergence is questionable.			NE		Algorithm converged.	NE	NE	0,3211	NE	NE		Algorithm converged.	NE	NE
Respiratory, thoracic and mediastinal disorders	Tachypnoea	Yosemite	313	49,5	0	0,0	311	49,8	0	0,0	NE			NE	NE	NE		NE	NE	NE	NE		NE	NE	NE	NE		NE		NE	NE	NE
Respiratory, thoracic and mediastinal disorders	Upper respiratory tract inflammation	Rhine	319	50,5	1	0,3	314	50,2	1	0,3	0,98		Convergence criterion (GCONV=1E-8) satisfied.	0,06	15,80	0,000		Algorithm converged.	-0,009	0,009	0,98		Algorithm converged.	0,06	15,67	0,9911	1,0000	1,02		Algorithm converged.	0,06	16,17
Respiratory, thoracic and mediastinal disorders	Upper respiratory tract inflammation	Yosemite	313	49,5	0	0,0	311	49,8	0	0,0	NE			NE	NE	NE		NE	NE	NE	NE		NE	NE	NE	NE		NE		NE	NE	NE
Skin and subcutaneous tissue disorders		Rhine	319	50,5	5	1,6	314	50,2	7	2,2	0,70		Convergence criterion (GCONV=1E-8) satisfied.	0,22	2,22	-0,007		Algorithm converged.	-0,028	0,015	0,70		Algorithm converged.	0,23	2,19	0,5418	0,9359	1,42		Algorithm converged.	0,46	4,43
Skin and subcutaneous tissue disorders		Yosemite	313	49,5	9	2,9	311	49,8	12	3,9	0,74		Convergence criterion (GCONV=1E-8) satisfied.	0,31	1,78	-0,010		Algorithm converged.	-0,038	0,018	0,75		Algorithm converged.	0,32	1,74	0,4963		1,34		Algorithm converged.	0,57	3,14
Skin and subcutaneous tissue disorders	Alopecia	Rhine	319	50,5	1	0,3	314	50,2	0	0,0		*	Quasi-complete separation of data points detected.				*	WARNING: The relative Hessian convergence criterion of 49.519817954 is greater than the limit of 0.0001. The convergence is questionable.			NE		Algorithm converged.	NE	NE	0,3211	NE	NE		Algorithm converged.	NE	NE
Skin and subcutaneous tissue disorders	Alopecia	Yosemite	313	49,5	0	0,0	311	49,8	0	0,0	NE			NE	NE	NE		NE	NE	NE	NE		NE	NE	NE	NE		NE		NE	NE	NE
Skin and subcutaneous tissue disorders	Angioedema	Rhine	319	50,5	0	0,0	314	50,2	1	0,3		*	Quasi-complete separation of data points detected.				*	ERROR: The mean parameter is either invalid or at a limit of its range for some observations.			0,00		Algorithm converged.	0,00	NE	0,3135	1,0000	>999.99		Algorithm converged.	0,00	NE
Skin and subcutaneous tissue disorders	Angioedema	Yosemite	313	49,5	0	0,0	311	49,8	1	0,3		*	Quasi-complete separation of data points detected.				*	ERROR: The mean parameter is either invalid or at a limit of its range for some observations.			0,00		Algorithm converged.	0,00	NE	0,3158		>999.99		Algorithm converged.	0,00	NE
Skin and subcutaneous tissue disorders	Blister	Rhine	319	50,5	0	0,0	314	50,2	0	0,0	NE			NE	NE	NE		NE	NE	NE	NE		NE	NE	NE	NE	1,0000	NE		NE	NE	NE
Skin and subcutaneous tissue disorders	Blister	Yosemite	313	49,5	2	0,6	311	49,8	1	0,3	1,99		Convergence criterion (GCONV=1E-8) satisfied.	0,18	22,10	0,003		Algorithm converged.	-0,008	0,014	1,99		Algorithm converged.	0,18	21,80	0,5668		0,50		Algorithm converged.	0,05	5,52
Skin and subcutaneous tissue disorders	Dermatitis contact	Rhine	319	50,5	1	0,3	314	50,2	0	0,0		*	Quasi-complete separation of data points detected.				*	WARNING: The relative Hessian convergence criterion of 46.424829332 is greater than the limit of 0.0001. The convergence is questionable.			NE		Algorithm converged.	NE	NE	0,3211	0,3074	NE		Algorithm converged.	NE	NE
Skin and subcutaneous tissue disorders	Dermatitis contact	Yosemite	313	49,5	1	0,3	311	49,8	1	0,3	0,99		Convergence criterion (GCONV=1E-8) satisfied.	0,06	15,96	0,000		Algorithm converged.	-0,009	0,009	0,99		Algorithm converged.	0,06	15,81	0,9964		1,01		Algorithm converged.	0,06	16,02
Skin and subcutaneous tissue disorders	Diabetic foot	Rhine	319	50,5	1	0,3	314	50,2	2	0,6	0,49		Convergence criterion (GCONV=1E-8) satisfied.	0,04	5,44	-0,003		Algorithm converged.	-0,014	0,007	0,49		Algorithm converged.	0,04	5,40	0,5539	0,6798	2,03		Algorithm converged.	0,19	22,29
Skin and subcutaneous tissue disorders	Diabetic foot	Yosemite	313	49,5	1	0,3	311	49,8	4	1,3	0,25		Convergence criterion (GCONV=1E-8) satisfied.	0,03	2,21	-0,010		Algorithm converged.	-0,024	0,004	0,25		Algorithm converged.	0,03	2,21	0,1760		4,03		Algorithm converged.	0,45	35,82
Skin and subcutaneous tissue disorders	Dry skin	Rhine	319	50,5	0	0,0	314	50,2	0	0,0	NE			NE	NE	NE		NE	NE	NE	NE		NE	NE	NE	NE	NE	NE		NE	NE	NE
Skin and subcutaneous tissue disorders	Dry skin	Yosemite	313	49,5	1	0,3	311	49,8	0	0,0		*	Quasi-complete separation of data points detected.				*	WARNING: The relative Hessian convergence criterion of 46.110935207 is greater than the limit of 0.0001. The convergence is questionable.			NE		Algorithm converged.	NE	NE	0,3189		NE		Algorithm converged.	NE	NE
Skin and subcutaneous tissue disorders	Hyperkeratosis	Rhine	319	50,5	0	0,0	314	50,2	0	0,0	NE			NE	NE	NE		NE	NE	NE	NE		NE	NE	NE	NE	NE	NE		NE	NE	NE
Skin and subcutaneous tissue disorders	Hyperkeratosis	Yosemite	313	49,5	0	0,0	311	49,8	1	0,3		*	Quasi-complete separation of data points detected.				*	ERROR: The mean parameter is either invalid or at a limit of its range for some observations.			0,00		Algorithm converged.	0,00	NE	0,3158		>999.99		Algorithm converged.	0,00	NE
Skin and subcutaneous tissue disorders	Ingrowing nail	Rhine	319	50,5	0	0,0	314	50,2	0	0,0	NE			NE	NE	NE		NE	NE	NE	NE		NE	NE	NE	NE	NE	NE		NE	NE	NE
Skin and subcutaneous tissue disorders	Ingrowing nail	Yosemite	313	49,5	0	0,0	311	49,8	1	0,3		*	Quasi-complete separation of data points detected.				*	ERROR: The mean parameter is either invalid or at a limit of its range for some observations.			0,00		Algorithm converged.	0,00	NE	0,3158		>999.99		Algorithm converged.	0,00	NE
Skin and subcutaneous tissue disorders	Lichen sclerosus	Rhine	319	50,5	0	0,0	314	50,2	1	0,3		*	Quasi-complete separation of data points detected.				*	ERROR: The mean parameter is either invalid or at a limit of its range for some observations.			0,00		Algorithm converged.	0,00	NE	0,3135	NE	>999.99		Algorithm converged.	0,00	NE
Skin and subcutaneous tissue disorders	Lichen sclerosus	Yosemite	313	49,5	0	0,0	311	49,8	0	0,0	NE			NE	NE	NE		NE	NE	NE	NE		NE	NE	NE	NE		NE		NE	NE	NE
Skin and subcutaneous tissue disorders	Pruritus	Rhine	319	50,5	1	0,3	314	50,2	1	0,3	0,98		Convergence criterion (GCONV=1E-8) satisfied.	0,06	15,80	0,000		Algorithm converged.	-0,009	0,009	0,98		Algorithm converged.	0,06	15,67	0,9911	0,7131	1,02		Algorithm converged.	0,06	16,17
Skin and subcutaneous tissue disorders	Pruritus	Yosemite	313	49,5	1	0,3	311	49,8	2	0,6	0,50		Convergence criterion (GCONV=1E-8) satisfied.	0,04	5,49	-0,003		Algorithm converged.	-0,014	0,008	0,50		Algorithm converged.	0,05	5,45	0,5593		2,01		Algorithm converged.	0,18	22,08
Skin and subcutaneous tissue disorders	Rash	Rhine	319	50,5	0	0,0	314	50,2	1	0,3		*	Quasi-complete separation of data points detected.				*	ERROR: The mean parameter is either invalid or at a limit of its range for some observations.			0,00		Algorithm converged.	0,00	NE	0,3135	1,0000	>999.99		Algorithm converged.	0,00	NE
Skin and subcutaneous tissue disorders	Rash	Yosemite	313	49,5	0	0,0	311	49,8	1	0,3		*	Quasi-complete separation of data points detected.				*	ERROR: The mean parameter is either invalid or at a limit of its range for some observations.			0,00		Algorithm converged.	0,00	NE	0,3158		>999.99		Algorithm converged.	0,00	NE
Skin and subcutaneous tissue disorders	Rash erythematous	Rhine	319	50,5	0	0,0	314	50,2	1	0,3		*	Quasi-complete separation of data points detected.				*	ERROR: The mean parameter is either invalid or at a limit of its range for some observations.			0,00		Algorithm converged.	0,00	NE	0,3135	NE	>999.99		Algorithm converged.	0,00	NE
Skin and subcutaneous tissue disorders	Rash erythematous	Yosemite	313	49,5	0	0,0	311	49,8	0	0,0	NE			NE	NE	NE		NE	NE	NE	NE		NE	NE	NE	NE		NE		NE	NE	NE
Skin and subcutaneous tissue disorders	Rosacea	Rhine	319	50,5	0	0,0	314	50,2	0	0,0	NE			NE	NE	NE		NE	NE	NE	NE		NE	NE	NE	NE	NE	NE		NE	NE	NE
Skin and subcutaneous tissue disorders	Rosacea	Yosemite	313	49,5	1	0,3	311	49,8	0	0,0		*	Quasi-complete separation of data points detected.				*	WARNING: Negative of Hessian not positive definite.			NE		Algorithm converged.	NE	NE	0,3189		NE		Algorithm converged.	NE	NE
Skin and subcutaneous tissue disorders	Skin ulcer	Rhine	319	50,5	1	0,3	314	50,2	2	0,6	0,49		Convergence criterion (GCONV=1E-8) satisfied.	0,04	5,44	-0,003		Algorithm converged.	-0,014	0,007	0,49		Algorithm converged.	0,04	5,40	0,5539	0,9957	2,03		Algorithm converged.	0,19	22,29
Skin and subcutaneous tissue disorders	Skin ulcer	Yosemite	313	49,5	1	0,3	311	49,8	2	0,6	0,50		Convergence criterion (GCONV=1E-8) satisfied.	0,04	5,49	-0,003		Algorithm converged.	-0,014	0,008	0,50		Algorithm converged.	0,05	5,45	0,5593		2,01		Algorithm converged.	0,18	22,08
Skin and subcutaneous tissue disorders	Urticaria	Rhine	319	50,5	0	0,0	314	50,2	0	0,0	NE			NE	NE	NE		NE	NE	NE	NE		NE	NE	NE	NE	NE	NE		NE	NE	NE
Skin and subcutaneous tissue disorders	Urticaria	Yosemite	313	49,5	1	0,3	311	49,8	0	0,0		*	Quasi-complete separation of data points detected.				*	WARNING: The relative Hessian convergence criterion of 46.110935207 is greater than the limit of 0.0001. The convergence is questionable.			NE		Algorithm converged.	NE	NE	0,3189		NE		Algorithm converged.	NE	NE
Skin and subcutaneous tissue disorders	Vitiligo	Rhine	319	50,5	0	0,0	314	50,2	1	0,3		*	Quasi-complete separation of data points detected.				*	ERROR: The mean parameter is either invalid or at a limit of its range for some observations.			0,00		Algorithm converged.	0,00	NE	0,3135	NE	>999.99		Algorithm converged.	0,00	NE
Skin and subcutaneous tissue disorders	Vitiligo	Yosemite	313	49,5	0	0,0	311	49,8	0	0,0	NE			NE	NE	NE		NE	NE	NE	NE		NE	NE	NE	NE		NE		NE	NE	NE
Surgical and medical procedures		Rhine	319	50,5	0	0,0	314	50,2	0	0,0	NE			NE	NE	NE		NE	NE	NE	NE		NE	NE	NE	NE	NE	NE		NE	NE	NE
Surgical and medical procedures		Yosemite	313	49,5	3	1,0	311	49,8	0	0,0		*	Quasi-complete separation of data points detected.				*	WARNING: Negative of Hessian not positive definite.			NE		Algorithm converged.	NE	NE	0,0838		NE		Algorithm converged.	NE	NE
Surgical and medical procedures	Arthrodesis	Rhine	319	50,5	0	0,0	314	50,2	0	0,0	NE			NE	NE	NE		NE	NE	NE	NE		NE	NE	NE	NE	NE	NE		NE	NE	NE
Surgical and medical procedures	Arthrodesis	Yosemite	313	49,5	1	0,3	311	49,8	0	0,0		*	Quasi-complete separation of data points detected.				*	WARNING: Negative of Hessian not positive definite.			NE		Algorithm converged.	NE	NE	0,3189		NE		Algorithm converged.	NE	NE
Surgical and medical procedures	Endodontic procedure	Rhine	319	50,5	0	0,0	314	50,2	0	0,0	NE			NE	NE	NE		NE	NE	NE	NE		NE	NE	NE	NE	NE	NE		NE	NE	NE
Surgical and medical procedures	Endodontic procedure	Yosemite	313	49,5	1	0,3	311	49,8	0	0,0		*	Quasi-complete separation of data points detected.				*	WARNING: The relative Hessian convergence criterion of 46.110935207 is greater than the limit of 0.0001. The convergence is questionable.			NE		Algorithm converged.	NE	NE	0,3189		NE		Algorithm converged.	NE	NE
Surgical and medical procedures	Nasal decongestion therapy	Rhine	319	50,5	0	0,0	314	50,2	0	0,0	NE			NE	NE	NE		NE	NE	NE	NE		NE	NE	NE	NE	NE	NE		NE	NE	NE
Surgical and medical procedures	Nasal decongestion therapy	Yosemite	313	49,5	1	0,3	311	49,8	0	0,0		*	Quasi-complete separation of data points detected.				*	WARNING: Negative of Hessian not positive definite.			NE		Algorithm converged.	NE	NE	0,3189		NE		Algorithm converged.	NE	NE
Vascular disorders		Rhine	319	50,5	16	5,0	314	50,2	10	3,2	1,61		Convergence criterion (GCONV=1E-8) satisfied.	0,72	3,59	0,018		Algorithm converged.	-0,013	0,049	1,57		Algorithm converged.	0,73	3,42	0,2462	0,5798	0,63		Algorithm converged.	0,29	1,38
Vascular disorders		Yosemite	313	49,5	28	8,9	311	49,8	23	7,4	1,23		Convergence criterion (GCONV=1E-8) satisfied.	0,69	2,19	0,016		Algorithm converged.	-0,027	0,058	1,21		Algorithm converged.	0,71	2,05	0,4801		0,83		Algorithm converged.	0,49	1,40
Vascular disorders	Aortic stenosis	Rhine	319	50,5	0	0,0	314	50,2	0	0,0	NE			NE	NE	NE		NE	NE	NE	NE		NE	NE	NE	NE	NE	NE		NE	NE	NE
Vascular disorders	Aortic stenosis	Yosemite	313	49,5	1	0,3	311	49,8	0	0,0		*	Quasi-complete separation of data points detected.				*	WARNING: Negative of Hessian not positive definite.			NE		Algorithm converged.	NE	NE	0,3189		NE		Algorithm converged.	NE	NE
Vascular disorders	Arterial occlusive disease	Rhine	319	50,5	1	0,3	314	50,2	0	0,0		*	Quasi-complete separation of data points detected.				*	WARNING: The relative Hessian convergence criterion of 46.424829332 is greater than the limit of 0.0001. The convergence is questionable.			NE		Algorithm converged.	NE	NE	0,3211	NE	NE		Algorithm converged.	NE	NE
Vascular disorders	Arterial occlusive disease	Yosemite	313	49,5	0	0,0	311	49,8	0	0,0	NE			NE	NE	NE		NE	NE	NE	NE		NE	NE	NE	NE		NE		NE	NE	NE
Vascular disorders	Arteriosclerosis	Rhine	319	50,5	0	0,0	314	50,2	0	0,0	NE			NE	NE	NE		NE	NE	NE	NE		NE	NE	NE	NE	NE	NE		NE	NE	NE
Vascular disorders	Arteriosclerosis	Yosemite	313	49,5	3	1,0	311	49,8	0	0,0		*	Quasi-complete separation of data points detected.				*	WARNING: Negative of Hessian not positive definite.			NE		Algorithm converged.	NE	NE	0,0838		NE		Algorithm converged.	NE	NE
Vascular disorders	Blood pressure fluctuation	Rhine	319	50,5	0	0,0	314	50,2	0	0,0	NE			NE	NE	NE		NE	NE	NE	NE		NE	NE	NE	NE	1,0000	NE		NE	NE	NE
Vascular disorders	Blood pressure fluctuation	Yosemite	313	49,5	2	0,6	311	49,8	1	0,3	1,99		Convergence criterion (GCONV=1E-8) satisfied.	0,18	22,10	0,003		Algorithm converged.	-0,008	0,014	1,99		Algorithm converged.	0,18	21,80	0,5668		0,50		Algorithm converged.	0,05	5,52
Vascular disorders	Blood pressure inadequately controlled	Rhine	319	50,5	0	0,0	314	50,2	0	0,0	NE			NE	NE	NE		NE	NE	NE	NE		NE	NE	NE	NE	NE	NE		NE	NE	NE
Vascular disorders	Blood pressure inadequately controlled	Yosemite	313	49,5	0	0,0	311	49,8	1	0,3		*	Quasi-complete separation of data points detected.				*	ERROR: The mean parameter is either invalid or at a limit of its range for some observations.			0,00		Algorithm converged.	0,00	NE	0,3158		>999.99		Algorithm converged.	0,00	NE
Vascular disorders	Deep vein thrombosis	Rhine	319	50,5	1	0,3	314	50,2	1	0,3	0,98		Convergence criterion (GCONV=1E-8) satisfied.	0,06	15,80	0,000		Algorithm converged.	-0,009	0,009	0,98		Algorithm converged.	0,06	15,67	0,9911	1,0000	1,02		Algorithm converged.	0,06	16,17
Vascular disorders	Deep vein thrombosis	Yosemite	313	49,5	0	0,0	311	49,8	0	0,0	NE			NE	NE	NE		NE	NE	NE	NE		NE	NE	NE	NE		NE		NE	NE	NE
Vascular disorders	Extremity necrosis	Rhine	319	50,5	0	0,0	314	50,2	1	0,3		*	Quasi-complete separation of data points detected.				*	ERROR: The mean parameter is either invalid or at a limit of its range for some observations.			0,00		Algorithm converged.	0,00	NE	0,3135	0,0951	>999.99		Algorithm converged.	0,00	NE
Vascular disorders	Extremity necrosis	Yosemite	313	49,5	1	0,3	311	49,8	0	0,0		*	Quasi-complete separation of data points detected.				*	WARNING: Negative of Hessian not positive definite.			NE		Algorithm converged.	NE	NE	0,3189		NE		Algorithm converged.	NE	NE
Vascular disorders	Giant cell arteritis	Rhine	319	50,5	0	0,0	314	50,2	0	0,0	NE			NE	NE	NE		NE	NE	NE	NE		NE	NE	NE	NE	NE	NE		NE	NE	NE
Vascular disorders	Giant cell arteritis	Yosemite	313	49,5	0	0,0	311	49,8	1	0,3		*	Quasi-complete separation of data points detected.				*	ERROR: The mean parameter is either invalid or at a limit of its range for some observations.			0,00		Algorithm converged.	0,00	NE	0,3158		>999.99		Algorithm converged.	0,00	NE
Vascular disorders	Haematoma	Rhine	319	50,5	1	0,3	314	50,2	0	0,0		*	Quasi-complete separation of data points detected.				*	WARNING: The relative Hessian convergence criterion of 46.424829332 is greater than the limit of 0.0001. The convergence is questionable.			NE		Algorithm converged.	NE	NE	0,3211	0,1358	NE		Algorithm converged.	NE	NE
Vascular disorders	Haematoma	Yosemite	313	49,5	1	0,3	311	49,8	3	1,0	0,33		Convergence criterion (GCONV=1E-8) satisfied.	0,03	3,18	-0,006		Algorithm converged.	-0,019	0,006	0,33		Algorithm converged.	0,03	3,17	0,3130		3,02		Algorithm converged.	0,32	28,87
Vascular disorders	Hyperaemia	Rhine	319	50,5	1	0,3	314	50,2	0	0,0		*	Quasi-complete separation of data points detected.				*	WARNING: Negative of Hessian not positive definite.			NE		Algorithm converged.	NE	NE	0,3211	NE	NE		Algorithm converged.	NE	NE
Vascular disorders	Hyperaemia	Yosemite	313	49,5	0	0,0	311	49,8	0	0,0	NE			NE	NE	NE		NE	NE	NE	NE		NE	NE	NE	NE		NE		NE	NE	NE
Vascular disorders	Hypertension	Rhine	319	50,5	9	2,8	314	50,2	4	1,3	2,25		Convergence criterion (GCONV=1E-8) satisfied.	0,69	7,38	0,015		Algorithm converged.	-0,007	0,037	2,21		Algorithm converged.	0,69	7,12	0,1703	0,2626	0,45		Algorithm converged.	0,14	1,45
Vascular disorders	Hypertension	Yosemite	313	49,5	18	5,8	311	49,8	17	5,5	1,06		Convergence criterion (GCONV=1E-8) satisfied.	0,53	2,09	0,003		Algorithm converged.	-0,033	0,039	1,05		Algorithm converged.	0,55	2,00	0,8773		0,95		Algorithm converged.	0,50	1,81
Vascular disorders	Hypertensive urgency	Rhine	319	50,5	1	0,3	314	50,2	1	0,3	0,98		Convergence criterion (GCONV=1E-8) satisfied.	0,06	15,80	0,000		Algorithm converged.	-0,009	0,009	0,98		Algorithm converged.	0,06	15,67	0,9911	1,0000	1,02		Algorithm converged.	0,06	16,17
Vascular disorders	Hypertensive urgency	Yosemite	313	49,5	0	0,0	311	49,8	0	0,0	NE			NE	NE	NE		NE	NE	NE	NE		NE	NE	NE	NE		NE		NE	NE	NE
Vascular disorders	Hypotension	Rhine	319	50,5	2	0,6	314	50,2	1	0,3	1,97		Convergence criterion (GCONV=1E-8) satisfied.	0,18	21,89	0,003		Algorithm converged.	-0,008	0,014	1,97		Algorithm converged.	0,18	21,60	0,5724	0,6363	0,51		Algorithm converged.	0,05	5,57
Vascular disorders	Hypotension	Yosemite	313	49,5	3	1,0	311	49,8	3	1,0	0,99		Convergence criterion (GCONV=1E-8) satisfied.	0,20	4,96	0,000		Algorithm converged.	-0,015	0,015	0,99		Algorithm converged.	0,20	4,89	0,9937		1,01		Algorithm converged.	0,20	4,95
Vascular disorders	Neovascularisation	Rhine	319	50,5	1	0,3	314	50,2	0	0,0		*	Quasi-complete separation of data points detected.				*	WARNING: Negative of Hessian not positive definite.			NE		Algorithm converged.	NE	NE	0,3211	NE	NE		Algorithm converged.	NE	NE
Vascular disorders	Neovascularisation	Yosemite	313	49,5	0	0,0	311	49,8	0	0,0	NE			NE	NE	NE		NE	NE	NE	NE		NE	NE	NE	NE		NE		NE	NE	NE
Vascular disorders	Orthostatic hypotension	Rhine	319	50,5	0	0,0	314	50,2	1	0,3		*	Quasi-complete separation of data points detected.				*	ERROR: The mean parameter is either invalid or at a limit of its range for some observations.			0,00		Algorithm converged.	0,00	NE	0,3135	NE	>999.99		Algorithm converged.	0,00	NE
Vascular disorders	Orthostatic hypotension	Yosemite	313	49,5	0	0,0	311	49,8	0	0,0	NE			NE	NE	NE		NE	NE	NE	NE		NE	NE	NE	NE		NE		NE	NE	NE
Vascular disorders	Peripheral arterial occlusive disease	Rhine	319	50,5	0	0,0	314	50,2	1	0,3		*	Quasi-complete separation of data points detected.				*	ERROR: The mean parameter is either invalid or at a limit of its range for some observations.			0,00		Algorithm converged.	0,00	NE	0,3135	0,0951	>999.99		Algorithm converged.	0,00	NE
Vascular disorders	Peripheral arterial occlusive disease	Yosemite	313	49,5	1	0,3	311	49,8	0	0,0		*	Quasi-complete separation of data points detected.				*	WARNING: Negative of Hessian not positive definite.			NE		Algorithm converged.	NE	NE	0,3189		NE		Algorithm converged.	NE	NE
Vascular disorders	Peripheral artery occlusion	Rhine	319	50,5	0	0,0	314	50,2	0	0,0	NE			NE	NE	NE		NE	NE	NE	NE		NE	NE	NE	NE	NE	NE		NE	NE	NE
Vascular disorders	Peripheral artery occlusion	Yosemite	313	49,5	0	0,0	311	49,8	1	0,3		*	Quasi-complete separation of data points detected.				*	ERROR: The mean parameter is either invalid or at a limit of its range for some observations.			0,00		Algorithm converged.	0,00	NE	0,3158		>999.99		Algorithm converged.	0,00	NE
Vascular disorders	Peripheral artery stenosis	Rhine	319	50,5	0	0,0	314	50,2	0	0,0	NE			NE	NE	NE		NE	NE	NE	NE		NE	NE	NE	NE	1,0000	NE		NE	NE	NE
Vascular disorders	Peripheral artery stenosis	Yosemite	313	49,5	1	0,3	311	49,8	1	0,3	0,99		Convergence criterion (GCONV=1E-8) satisfied.	0,06	15,96	0,000		Algorithm converged.	-0,009	0,009	0,99		Algorithm converged.	0,06	15,81	0,9964		1,01		Algorithm converged.	0,06	16,02
Vascular disorders	Poor peripheral circulation	Rhine	319	50,5	1	0,3	314	50,2	0	0,0		*	Quasi-complete separation of data points detected.				*	WARNING: The relative Hessian convergence criterion of 46.424829332 is greater than the limit of 0.0001. The convergence is questionable.			NE		Algorithm converged.	NE	NE	0,3211	NE	NE		Algorithm converged.	NE	NE
Vascular disorders	Poor peripheral circulation	Yosemite	313	49,5	0	0,0	311	49,8	0	0,0	NE			NE	NE	NE		NE	NE	NE	NE		NE	NE	NE	NE		NE		NE	NE	NE
Vascular disorders	Thrombophlebitis	Rhine	319	50,5	0	0,0	314	50,2	1	0,3		*	Quasi-complete separation of data points detected.				*	ERROR: The mean parameter is either invalid or at a limit of its range for some observations.			0,00		Algorithm converged.	0,00	NE	0,3135	NE	>999.99		Algorithm converged.	0,00	NE
Vascular disorders	Thrombophlebitis	Yosemite	313	49,5	0	0,0	311	49,8	0	0,0	NE			NE	NE	NE		NE	NE	NE	NE		NE	NE	NE	NE		NE		NE	NE	NE

Only AEs of highest severity are counted.
Test for interaction based on RR (Log-binomial regression)
* indicates convergence problem. Result is uninterpretable.
Clinical cut-off: YOSEMITE 01NOV2021 and RHINE 28OCT2021

Program: root/global/globalshare/morse_macros/current/prod/program/t_ae_raw_soc.sas
Output: root/clinical_studies/RO6867461/CDT70122/share/ACE_pool_DME_CSR_Final/prod/output_saf_bc/t_ae_raw_soc_sq2_W60DAE_SEBC_OCTNOV2021_DME.xls
16MAR2022 8:43

POPULATION: Safety-Evaluable Population B vs. C
ENDPOINT: Moderate AEs throughout the Entire Study
MODEL: Unstratified analysis
STUDY: GR40349 & GR40398
Dichotomous Analysis by Subgroups (Safety)

Sex

			Parsiclmab (PTI) (N=632)				Aflibercept (N=625)				Parsiclmab (PTI) vs. Aflibercept												Aflibercept vs. Parsiclmab (PTI)			
			Patients		Patients with Event		Patients		Patients with Event		Odds Ratio				Absolute Risk Difference				Relative Risk						Relative Risk			
MedDRA System Organ Class	MedDRA Preferred Term	Level	n	%	n	%	n	%	n	%	Odds Ratio	Convergence Reason	95% Lower CL	95% Upper CL	Absolute Risk	Convergence Reason	95% Lower CL	95% Upper CL	Relative Risk	Convergence Reason	95% Lower CL	95% Upper CL	p-value (Cochran-Mantel-Haenszel)	Interaction Test p-value (likelihood ratio)	Relative Risk	Convergence Reason	95% Lower CL	95% Upper CL
Blood and lymphatic system disorders		Male	396	62,7	4	1,0	383	58,1	6	1,7	0,61	Convergence criterion (GCONV=1E-8) satisfied.	0,17	2,17	-0,006	Algorithm converged.	-0,023	0,010	0,61	Algorithm converged.	0,17	2,15	0,4382	0,6780	1,64	Algorithm converged.	0,47	5,75
Blood and lymphatic system disorders		Female	236	37,3	3	1,3	242	41,9	8	3,3	0,41	Convergence criterion (GCONV=1E-8) satisfied.	0,11	1,54	-0,018	Algorithm converged.	-0,043	0,007	0,42	Algorithm converged.	0,11	1,55	0,1771		2,41	Algorithm converged.	0,64	8,95
Blood and lymphatic system disorders	Anaemia	Male	396	62,7	3	0,8	383	58,1	4	1,1	0,80	Convergence criterion (GCONV=1E-8) satisfied.	0,15	3,98	-0,003	Algorithm converged.	-0,017	0,010	0,80	Algorithm converged.	0,15	3,05	0,6203	0,8519	1,45	Algorithm converged.	0,33	6,45
Blood and lymphatic system disorders	Anaemia	Female	236	37,3	2	0,8	242	41,9	4	1,5	0,55	Convergence criterion (GCONV=1E-8) satisfied.	0,10	3,04	-0,007	Algorithm converged.	-0,026	0,012	0,56	Algorithm converged.	0,10	3,00	0,4883		1,80	Algorithm converged.	0,33	9,75
Blood and lymphatic system disorders	Iron deficiency anaemia	Male	396	62,7	0	0,0	383	58,1	1	0,3	*	Quasi-complete separation of data points detected.			0,00	WARNING: Negative of Hessian not positive definite.			NE	Algorithm converged.	0,00	NE	0,2963	1,0000	>999,99	Algorithm converged.	0,00	NE
Blood and lymphatic system disorders	Iron deficiency anaemia	Female	236	37,3	0	0,0	242	41,9	0	0,0	*	Quasi-complete separation of data points detected.			0,00	ERROR: Error in computing the link function, its derivatives, or the variance function.			NE	Algorithm converged.	0,00	NE	0,1731		>999,99	Algorithm converged.	0,00	NE
Blood and lymphatic system disorders	Microcytic anaemia	Male	396	62,7	0	0,0	383	58,1	0	0,0	NE		NE	NE	NE	NE	NE	NE	NE	NE	NE	NE	1,0000		NE	NE	NE	NE
Blood and lymphatic system disorders	Microcytic anaemia	Female	236	37,3	1	0,4	242	41,9	1	0,4	1,11	Convergence criterion (GCONV=1E-8) satisfied.	0,07	17,86	0,000	Algorithm converged.	-0,011	0,012	1,11	Algorithm converged.	0,07	17,45	0,9410		0,91	Algorithm converged.	0,06	14,32
Blood and lymphatic system disorders	Nephrogenic anaemia	Male	396	62,7	0	0,0	383	58,1	1	0,3	*	Quasi-complete separation of data points detected.			0,00	WARNING: Negative of Hessian not positive definite.			NE	Algorithm converged.	0,00	NE	0,2963	NE	>999,99	Algorithm converged.	0,00	NE
Blood and lymphatic system disorders	Nephrogenic anaemia	Female	236	37,3	0	0,0	242	41,9	0	0,0	NE		NE	NE	NE	NE	NE	NE	NE	NE	NE	NE	NE		NE	NE	NE	NE
Blood and lymphatic system disorders	Neutrophilia	Male	396	62,7	0	0,0	383	58,1	0	0,0	NE		NE	NE	NE	NE	NE	NE	NE	NE	NE	NE	NE	NE	NE	NE	NE	NE
Blood and lymphatic system disorders	Neutrophilia	Female	236	37,3	0	0,0	242	41,9	1	0,4	*	Quasi-complete separation of data points detected.			0,00	ERROR: Error in computing the link function, its derivatives, or the variance function.			NE	Algorithm converged.	0,00	NE	0,3426		>999,99	Algorithm converged.	0,00	NE
Blood and lymphatic system disorders	Thrombocytopenia	Male	396	62,7	1	0,3	383	58,1	0	0,0	*	Quasi-complete separation of data points detected.			NE	WARNING: The relative Hessian convergence criterion of 52.004602201 is greater than the limit of 0.0001. The convergence is questionable.			NE	Algorithm converged.	NE	NE	0,3384	NE	NE	Algorithm converged.	NE	NE
Blood and lymphatic system disorders	Thrombocytopenia	Female	236	37,3	0	0,0	242	41,9	0	0,0	NE		NE	NE	NE	NE	NE	NE	NE	NE	NE	NE	NE		NE	NE	NE	NE
Cardiac disorders		Male	396	62,7	14	3,5	383	58,1	10	2,6	1,29	Convergence criterion (GCONV=1E-8) satisfied.	0,57	2,95	0,008	Algorithm converged.	-0,013	0,033	1,29	Algorithm converged.	0,58	2,85	0,5396	0,5508	0,78	Algorithm converged.	0,35	1,73
Cardiac disorders		Female	236	37,3	8	3,4	242	41,9	16	6,6	0,49	Convergence criterion (GCONV=1E-8) satisfied.	0,24	0,98	-0,024	Algorithm converged.	-0,057	0,009	0,49	Algorithm converged.	0,24	1,01	0,0490		1,13	Algorithm converged.	0,45	2,81
Cardiac disorders	Acute myocardial infarction	Male	396	62,7	0	0,0	383	58,1	1	0,3	*	Quasi-complete separation of data points detected.			0,00	WARNING: Negative of Hessian not positive definite.			NE	Algorithm converged.	0,00	NE	0,2963	1,0000	>999,99	Algorithm converged.	0,00	NE
Cardiac disorders	Acute myocardial infarction	Female	236	37,3	0	0,0	242	41,9	1	0,4	*	Quasi-complete separation of data points detected.			0,00	ERROR: Error in computing the link function, its derivatives, or the variance function.			NE	Algorithm converged.	0,00	NE	0,3426		>999,99	Algorithm converged.	0,00	NE
Cardiac disorders	Angina pectoris	Male	396	62,7	4	1,0	383	58,1	2	0,5	0,61	Convergence criterion (GCONV=1E-8) satisfied.	0,10	3,67	-0,003	Algorithm converged.	-0,015	0,008	0,61	Algorithm converged.	0,10	3,64	0,5446	1,0000	1,64	Algorithm converged.	0,27	9,74
Cardiac disorders	Angina pectoris	Female	236	37,3	0	0,0	242	41,9	0	0,0	NE		NE	NE	NE	NE	NE	NE	NE	NE	NE	NE	NE		NE	NE	NE	NE
Cardiac disorders	Angina unstable	Male	396	62,7	1	0,3	383	58,1	0	0,0	*	Quasi-complete separation of data points detected.			NE	WARNING: The relative Hessian convergence criterion of 50.428711952 is greater than the limit of 0.0001. The convergence is questionable.			NE	Algorithm converged.	NE	NE	0,3384	NE	NE	Algorithm converged.	NE	NE
Cardiac disorders	Angina unstable	Female	236	37,3	0	0,0	242	41,9	0	0,0	NE		NE	NE	NE	NE	NE	NE	NE	NE	NE	NE	NE		NE	NE	NE	NE
Cardiac disorders	Aortic valve stenosis	Male	396	62,7	1	0,3	383	58,1	0	0,0	NE		NE	NE	NE	NE	NE	NE	NE	NE	NE	NE	NE	NE	NE	NE	NE	NE
Cardiac disorders	Aortic valve stenosis	Female	236	37,3	1	0,4	242	41,9	0	0,0	*	Quasi-complete separation of data points detected.			NE	WARNING: Negative of Hessian not positive definite.			NE	Algorithm converged.	NE	NE	0,2920		NE	Algorithm converged.	NE	NE
Cardiac disorders	Arrhythmia	Male	396	62,7	1	0,3	383	58,1	0	0,0	*	Quasi-complete separation of data points detected.			NE	WARNING: The relative Hessian convergence criterion of 50.428711952 is greater than the limit of 0.0001. The convergence is questionable.			NE	Algorithm converged.	NE	NE	0,3384	0,3360	NE	Algorithm converged.	NE	NE
Cardiac disorders	Arrhythmia	Female	236	37,3	1	0,4	242	41,9	1	0,4	1,11	Convergence criterion (GCONV=1E-8) satisfied.	0,07	17,86	0,000	Algorithm converged.	-0,011	0,012	1,11	Algorithm converged.	0,07	17,45	0,9410		0,91	Algorithm converged.	0,06	14,32
Cardiac disorders	Arteriosclerosis coronary artery	Male	396	62,7	1	0,3	383	58,1	0	0,0	*	Quasi-complete separation of data points detected.			NE	WARNING: The relative Hessian convergence criterion of 50.428711952 is greater than the limit of 0.0001. The convergence is questionable.			NE	Algorithm converged.	NE	NE	0,3384	0,3360	NE	Algorithm converged.	NE	NE
Cardiac disorders	Arteriosclerosis coronary artery	Female	236	37,3	1	0,4	242	41,9	1	0,4	1,11	Convergence criterion (GCONV=1E-8) satisfied.	0,07	17,86	0,000	Algorithm converged.	-0,011	0,012	1,11	Algorithm converged.	0,07	17,45	0,9410		0,91	Algorithm converged.	0,06	14,32
Cardiac disorders	Atrial fibrillation	Male	396	62,7	3	0,8	383	58,1	1	0,3	1,84	Convergence criterion (GCONV=1E-8) satisfied.	0,17	20,35	0,002	Algorithm converged.	-0,007	0,031	1,83	Algorithm converged.	0,17	20,13	0,6148	0,9118	0,57	Algorithm converged.	0,05	5,97
Cardiac disorders	Atrial fibrillation	Female	236	37,3	2	0,8	242	41,9	1	0,4	2,23	Convergence criterion (GCONV=1E-8) satisfied.	0,20	24,76	0,005	Algorithm converged.	-0,009	0,018	2,22	Algorithm converged.	0,20	24,33	0,5028		0,45	Algorithm converged.	0,04	4,93
Cardiac disorders	Bundle branch block right	Male	396	62,7	1	0,3	383	58,1	0	0,0	*	Quasi-complete separation of data points detected.			NE	WARNING: The relative Hessian convergence criterion of 50.428711952 is greater than the limit of 0.0001. The convergence is questionable.			NE	Algorithm converged.	NE	NE	0,3384	NE	NE	Algorithm converged.	NE	NE
Cardiac disorders	Bundle branch block right	Female	236	37,3	0	0,0	242	41,9	0	0,0	NE		NE	NE	NE	NE	NE	NE	NE	NE	NE	NE	NE		NE	NE	NE	NE
Cardiac disorders	Cardiac failure	Male	396	62,7	2	0,5	383	58,1	1	0,3	0,61	Convergence criterion (GCONV=1E-8) satisfied.	0,10	3,67	-0,003	Algorithm converged.	-0,015	0,008	0,61	Algorithm converged.	0,10	3,64	0,5446	0,3748	1,64	Algorithm converged.	0,27	9,74
Cardiac disorders	Cardiac failure	Female	236	37,3	2	0,8	242	41,9	1	0,4	*	Quasi-complete separation of data points detected.			0,00	ERROR: Error in computing the link function, its derivatives, or the variance function.			NE	Algorithm converged.	0,00	NE	0,3426		>999,99	Algorithm converged.	0,00	NE
Cardiac disorders	Cardiac failure acute	Male	396	62,7	0	0,0	383	58,1	0	0,0	NE		NE	NE	NE	NE	NE	NE	NE	NE	NE	NE	NE	NE	NE	NE	NE	NE
Cardiac disorders	Cardiac failure acute	Female	236	37,3	0	0,0	242	41,9	1	0,4	*	Quasi-complete separation of data points detected.			0,00	ERROR: Error in computing the link function, its derivatives, or the variance function.			NE	Algorithm converged.	0,00	NE	0,3426		>999,99	Algorithm converged.	0,00	NE
Cardiac disorders	Cardiac failure chronic	Male	396	62,7	0	0,0	383	58,1	1	0,3	*	Quasi-complete separation of data points detected.			0,00	WARNING: Negative of Hessian not positive definite.			NE	Algorithm converged.	0,00	NE	0,2963	0,0847	>999,99	Algorithm converged.	0,00	NE
Cardiac disorders	Cardiac failure chronic	Female	236	37,3	1	0,4	242	41,9	0	0,0	*	Quasi-complete separation of data points detected.			NE	WARNING: Negative of Hessian not positive definite.			NE	Algorithm converged.	NE	NE	0,2920		NE	Algorithm converged.	NE	NE
Cardiac disorders	Cardiac failure congestive	Male	396	62,7	0	0,0	383	58,1	1	0,3	*	Quasi-complete separation of data points detected.			0,00	WARNING: Negative of Hessian not positive definite.			NE	Algorithm converged.	0,00	NE	0,2963	0,2338	>999,99	Algorithm converged.	0,00	NE
Cardiac disorders	Cardiac failure congestive	Female	236	37,3	3	1,3	242	41,9	3	1,1	1,11	Convergence criterion (GCONV=1E-8) satisfied.	0,22	5,56	0,001	Algorithm converged.	-0,018	0,021	1,11	Algorithm converged.	0,23	5,43	0,8976		0,91	Algorithm converged.	0,18	4,42
Cardiac disorders	Cardiomegaly	Male	396	62,7	0	0,0	383	58,1	0	0,0	NE		NE	NE	NE	NE	NE	NE	NE	NE	NE	NE	1,0000		NE	NE	NE	NE
Cardiac disorders	Cardiomegaly	Female	236	37,3	1	0,4	242	41,9	2	0,8	0,55	Convergence criterion (GCONV=1E-8) satisfied.	0,05	6,14	-0,003	Algorithm converged.	-0,017	0,010	0,56	Algorithm converged.	0,05	6,08	0,6251		1,80	Algorithm converged.	0,16	19,74
Cardiac disorders	Cardiomyopathy	Male	396	62,7	3	0,8	383	58,1	0	0,0	*	Quasi-complete separation of data points detected.			NE	WARNING: Negative of Hessian not positive definite.			NE	Algorithm converged.	NE	NE	0,1754		NE	Algorithm converged.	NE	NE
Cardiac disorders	Cardiomyopathy	Female	236	37,3	0	0,0	242	41,9	0	0,0	NE		NE	NE	NE	NE	NE	NE	NE	NE	NE	NE	NE		NE	NE	NE	NE
Cardiac disorders	Chronic left ventricular failure	Male	396	62,7	1	0,3	383	58,1	0	0,0	*	Quasi-complete separation of data points detected.			NE	WARNING: The relative Hessian convergence criterion of 50.428711952 is greater than the limit of 0.0001. The convergence is questionable.			NE	Algorithm converged.	NE	NE	0,3384	NE	NE	Algorithm converged.	NE	NE
Cardiac disorders	Chronic left ventricular failure	Female	236	37,3	0	0,0	242	41,9	0	0,0	NE		NE	NE	NE	NE	NE	NE	NE	NE	NE	NE	NE		NE	NE	NE	NE
Cardiac disorders	Congestive cardiomyopathy	Male	396	62,7	0	0,0	383	58,1	0	0,0	*	Quasi-complete separation of data points detected.			0,00	WARNING: Negative of Hessian not positive definite.			NE	Algorithm converged.	0,00	NE	0,2963	NE	>999,99	Algorithm converged.	0,00	NE
Cardiac disorders	Congestive cardiomyopathy	Female	236	37,3	0	0,0	242	41,9	0	0,0	NE		NE	NE	NE	NE	NE	NE	NE	NE	NE	NE	NE		NE	NE	NE	NE
Cardiac disorders	Coronary artery disease	Male	396	62,7	2	0,5	383	58,1	2	0,5	0,92	Convergence criterion (GCONV=1E-8) satisfied.	0,13	6,54	0,000	Algorithm converged.	-0,011	0,010	0,92	Algorithm converged.	0,13	6,47	0,9305	1,0000	1,01	Algorithm converged.	0,15	7,70
Cardiac disorders	Coronary artery disease	Female	236	37,3	0	0,0	242	41,9	0	0,0	NE		NE	NE	NE	NE	NE	NE	NE	NE	NE	NE	NE		NE	NE	NE	NE
Cardiac disorders	Coronary artery occlusion	Male	396	62,7	0	0,0	383	58,1	1	0,3	*	Quasi-complete separation of data points detected.			0,00	WARNING: Negative of Hessian not positive definite.			NE	Algorithm converged.	0,00	NE	0,2963	NE	>999,99	Algorithm converged.	0,00	NE
Cardiac disorders	Coronary artery occlusion	Female	236	37,3	0	0,0	242	41,9	0	0,0	NE		NE	NE	NE	NE	NE	NE	NE	NE	NE	NE	NE		NE	NE	NE	NE
Cardiac disorders	Coronary artery stenosis	Male	396	62,7	0	0,0	383	58,1	1	0,3	*	Quasi-complete separation of data points detected.			0,00	WARNING: Negative of Hessian not positive definite.			NE	Algorithm converged.	0,00	NE	0,2963	NE	>999,99	Algorithm converged.	0,00	NE
Cardiac disorders	Coronary artery stenosis	Female	236	37,3	0	0,0	242	41,9	0	0,0	NE		NE	NE	NE	NE	NE	NE	NE	NE	NE	NE	NE		NE	NE	NE	NE
Cardiac disorders	Hypertensive heart disease	Male	396	62,7	1	0,3	383	58,1	0	0,0	*	Quasi-complete separation of data points detected.			NE	WARNING: The relative Hessian convergence criterion of 50.428711952 is greater than the limit of 0.0001. The convergence is questionable.			NE	Algorithm converged.	NE	NE	0,3384	NE	NE	Algorithm converged.	NE	NE
Cardiac disorders	Hypertensive heart disease	Female	236	37,3	0	0,0	242	41,9	0	0,0	NE		NE	NE	NE	NE	NE	NE	NE	NE	NE	NE	NE		NE	NE	NE	NE
Cardiac disorders	Ischaemic cardiomyopathy	Male	396	62,7	0	0,0	383	58,1	0	0,0	NE		NE	NE	NE	NE	NE	NE	NE	NE	NE	NE	NE	NE	NE	NE	NE	NE
Cardiac disorders	Ischaemic cardiomyopathy	Female	236	37,3	2	0,8	242	41,9	0	0,0	*	Quasi-complete separation of data points detected.			NE	WARNING: Negative of Hessian not positive definite.			NE	Algorithm converged.	NE	NE	0,1358		NE	Algorithm converged.	NE	NE
Cardiac disorders	Left ventricular failure	Male	396	62,7	2	0,5	383	58,1	0	0,0	*	Quasi-complete separation of data points detected.			NE	WARNING: Negative of Hessian not positive definite.			NE	Algorithm converged.	NE	NE	0,1754	1,0000	NE	Algorithm converged.	NE	NE
Cardiac disorders	Left ventricular failure	Female	236	37,3	1	0,4	242	41,9	0	0,0	*	Quasi-complete separation of data points detected.			NE	WARNING: Negative of Hessian not positive definite.			NE	Algorithm converged.	NE	NE	0,2920		NE	Algorithm converged.	NE	NE
Cardiac disorders	Myocardial infarction	Male	396	62,7	3	0,8	383	58,1	1	0,3	*	Quasi-complete separation of data points detected.			0,00	WARNING: Negative of Hessian not positive definite.			NE	Algorithm converged.	0,00	NE	0,2963	NE	>999,99	Algorithm converged.	0,00	NE
Cardiac disorders	Myocardial infarction	Female	236	37,3	0	0,0	242	41,9	0	0,0	NE		NE	NE	NE	NE	NE	NE	NE	NE	NE	NE	NE		NE	NE	NE	NE
Cardiac disorders	Myocardial ischaemia	Male	396	62,7	2	0,5	383	58,1	2	0,5	*	Quasi-complete separation of data points detected.			NE	WARNING: Negative of Hessian not positive definite.			NE	Algorithm converged.	NE	NE	0,1394		>999,99	Algorithm converged.	0,00	NE
Cardiac disorders	Myocardial ischaemia	Female	236	37,3	0	0,0	242	41,9	0	0,0	NE		NE	NE	NE	NE	NE	NE	NE	NE	NE	NE	NE		NE	NE	NE	NE
Cardiac disorders	Palpitations	Male	396	62,7	0	0,0	383	58,1	0	0,0	NE		NE	NE	NE	NE	NE	NE	NE	NE	NE	NE	NE	NE	NE	NE	NE	NE
Cardiac disorders	Palpitations	Female	236	37,3	0	0,0	242	41,9	1	0,4	*	Quasi-complete separation of data points detected.			0,00	ERROR: Error in computing the link function, its derivatives, or the variance function.			NE	Algorithm converged.	0,00	NE	0,3426		>999,99	Algorithm converged.	0,00	NE
Cardiac disorders	Sinus bradycardia	Male	396	62,7	0	0,0	383	58,1	0	0,0	NE		NE	NE	NE	NE	NE	NE	NE	NE	NE	NE	NE	NE	NE	NE	NE	NE
Cardiac disorders	Sinus bradycardia	Female	236	37,3	0	0,0	242	41,9	1	0,4	*	Quasi-complete separation of data points detected.			0,00	ERROR: Error in computing the link function, its derivatives, or the variance function.			NE	Algorithm converged.	0,00	NE	0,3426		>999,99	Algorithm converged.	0,00	NE
Cardiac disorders	Sinus node dysfunction	Male	396	62,7	1	0,3	383	58,1	0	0,0	*	Quasi-complete separation of data points detected.			NE	WARNING: The relative Hessian convergence criterion of 52.004602201 is greater than the limit of 0.0001. The convergence is questionable.			NE	Algorithm converged.	NE	NE	0,3384	1,0000	NE	Algorithm converged.	NE	NE
Cardiac disorders	Sinus node dysfunction	Female	236	37,3	1	0,4	242	41,9	0	0,0	*	Quasi-complete separation of data points detected.			NE	WARNING: Negative of Hessian not positive definite.			NE	Algorithm converged.	NE	NE	0,2920		NE	Algorithm converged.	NE	NE
Cardiac disorders	Tachycardia	Male	396	62,7	2	0,5	383	58,1	0	0,0	*	Quasi-complete separation of data points detected.			NE	WARNING: Negative of Hessian not positive definite.			NE	Algorithm converged.	NE	NE	0,1754	0,0583	NE	Algorithm converged.	NE	NE
Cardiac disorders	Tachycardia	Female	236	37,3	0	0,0	242	41,9	1	0,4	*	Quasi-complete separation of data points detected.			0,00	ERROR: Error in computing the link function, its derivatives, or the variance function.			NE	Algorithm converged.	0,00	NE	0,3426		>999,99	Algorithm converged.	0,00	NE
Congenital, familial and genetic disorders		Male	396	62,7	0	0,0	383	58,1	1	0,3	*	Quasi-complete separation of data points detected.			0,00	WARNING: Negative of Hessian not positive definite.			NE	Algorithm converged.	0,00	NE	0,2963	0,0847	>999,99	Algorithm converged.	0,00	NE
Congenital, familial and genetic disorders		Female	236	37,3	1	0,4	242	41,9	0	0,0	*	Quasi-complete separation of data points detected.			NE	WARNING: Negative of Hessian not positive definite.			NE	Algorithm converged.	NE	NE	0,2920		NE	Algorithm converged.	NE	NE
Congenital, familial and genetic disorders	Developmental hip dysplasia	Male	396	62,7	0	0,0	383	58,1	0	0,0	NE		NE	NE	NE	NE	NE	NE	NE	NE	NE	NE	NE	NE	NE	NE	NE	NE
Congenital, familial and genetic disorders	Developmental hip dysplasia	Female	236	37,3	1	0,4	242	41,9	0	0,0	*	Quasi-complete separation of data points detected.			NE	WARNING: Negative of Hessian not positive definite.			NE	Algorithm converged.	NE	NE	0,2920		NE	Algorithm converged.	NE	NE
Congenital, familial and genetic disorders	Rhinnaris	Male	396	62,7	0	0,0	383	58,1	1	0,3	*	Quasi-complete separation of data points detected.			0,00	WARNING: Negative of Hessian not positive definite.			NE	Algorithm converged.	0,00	NE	0,2963	NE	>999,99	Algorithm converged.	0,00	NE
Congenital, familial and genetic disorders	Rhinnaris	Female	236	37,3	0	0,0	242	41,9	0	0,0	NE		NE	NE	NE	NE	NE	NE	NE	NE	NE	NE	NE		NE	NE	NE	NE
Ear and labyrinth disorders		Male	396	62,7	3	0,8	383	58,1	0	0,0	*	Quasi-complete separation of data points detected.			NE	WARNING: Negative of Hessian not positive definite.			NE	Algorithm converged.	NE	NE	0,0968	0,1578	NE	Algorithm converged.	NE	NE
Ear and labyrinth disorders		Female	236	37,3	3	1,3	242	41,9	2	0,8	1,67	Convergence criterion (GCONV=1E-8) satisfied.	0,28	10,10	0,005	Algorithm converged.	-0,013	0,023	1,67	Algorithm converged.	0,28	9,88	0,5707		0,61	Algorithm converged.	0,10	3,56
Ear and labyrinth disorders	Hypoacusis	Male	396	62,7	1	0,3	383	58,1	0	0,0	*	Quasi-complete separation of data points detected.			NE	WARNING: The relative Hessian convergence criterion of 53.68217724 is greater than the limit of 0.0001. The convergence is questionable.			NE	Algorithm converged.	NE	NE	0,3384	0,1078	NE	Algorithm converged.	NE	NE
Ear and labyrinth disorders	Hypoacusis	Female	236	37,3	0	0,0	242	41,9	1	0,4	*	Quasi-complete separation of data points detected.			0,00	ERROR: Error in computing the link function, its derivatives, or the variance function.			NE	Algorithm converged.	0,00	NE	0,3426		>999,99	Algorithm converged.	0,00	NE
Ear and labyrinth disorders	Motion sickness	Male	396	62,7	0	0,0	383	58,1	0	0,0	NE		NE	NE	NE	NE	NE	NE	NE	NE	NE	NE	NE	NE	NE	NE	NE	NE
Ear and labyrinth disorders	Motion sickness	Female	236	37,3	0	0,0	242	41,9	1	0,4	*	Quasi-complete separation of data points detected.			0,00	ERROR: Error in computing the link function, its derivatives, or the variance function.			NE	Algorithm converged.	0,00	NE	0,3426		>999,99	Algorithm converged.	0,00	NE
Ear and labyrinth disorders	Sudden hearing loss	Male	396	62,7	0	0,0	383	58,1	0	0,0	NE		NE	NE	NE	NE	NE	NE	NE	NE	NE	NE	NE	NE	NE	NE	NE	NE
Ear and labyrinth disorders	Sudden hearing loss	Female	236	37,3	0	0,0	242	41,9	0	0,0	*	Quasi-complete separation of data points detected.			NE	WARNING: Negative of Hessian not positive definite.			NE	Algorithm converged.	NE	NE	0,1358		NE	Algorithm converged.	NE	NE
Ear and labyrinth disorders	Vertigo	Male	396	62,7	1	0,3	383	58,1	0	0,0	*	Quasi-complete separation of data points detected.			NE	WARNING: The relative Hessian convergence criterion of 52.004602201 is greater than the limit of 0.0001. The convergence is questionable.			NE	Algorithm converged.	NE	NE	0,3384	1,0000	NE	Algorithm converged.	NE	NE
Ear and labyrinth disorders	Vertigo	Female	236	37,3	2	0,8	242	41,9	0	0,0	*	Quasi-complete separation of data points detected.			NE	WARNING: Negative of Hessian not positive definite.			NE	Algorithm converged.	NE	NE	0,1358		NE	Algorithm converged.	NE	NE
Ear and labyrinth disorders	Vestibular disorder	Male	396	62,7	1	0,3	383	58,1	0	0,0	*	Quasi-complete separation of data points detected.			NE	WARNING: The relative Hessian convergence criterion of 53.68217724 is greater than the limit of 0.0001. The convergence is questionable.			NE	Algorithm converged.	NE	NE	0,3384		NE	Algorithm converged.	NE	NE

Ear and labyrinth disorders	Vestibular disorder	Female	236	37,3		0	0,0	262	41,9	0	0,0	NE			NE	NE	NE		NE								NE							
Endocrine disorders		Male	396	62,7		1	0,3	363	58,1	1	0,3	0,92	Convergence criterion (GCONV=1E-8) satisfied.	0,06	14,71	0,000	*	Algorithm converged.	-0,008	0,007	0,92	Algorithm converged.	0,06	14,66	0,9509	0,2140	1,03	Algorithm converged.	0,07	17,38				
Endocrine disorders		Female	236	37,3		1	0,4	262	41,9	2	0,8		Quasi-complete separation of data points detected.				*	ERROR: Error in computing the link function, its derivatives, or the variance function.					0,00		>999,99				0,00	NE				
Endocrine disorders	Hyperthyroidism	Male	396	62,7		0	0,0	363	58,1		0,0		Quasi-complete separation of data points detected.				*	WARNING: Negative of Hessian not positive definite.					0,00	NE	>999,99	0,2963	NE	>999,99	0,00	NE				
Endocrine disorders	Hyperthyroidism	Female	236	37,3		0	0,0	262	41,9	0	0,0	NE		NE	NE	NE		NE				NE	NE	NE	NE	NE	NE	NE	NE				
Endocrine disorders	Hypothyroidism	Male	396	62,7		1	0,3	363	58,1	1	0,3	0,92	Convergence criterion (GCONV=1E-8) satisfied.	0,06	14,71	0,000	*	Algorithm converged.	-0,008	0,007	0,92	Algorithm converged.	0,06	14,66	0,9509	0,2140	1,03	Algorithm converged.	0,07	17,38				
Endocrine disorders	Hypothyroidism	Female	236	37,3		0	0,0	262	41,9	0	0,0		Quasi-complete separation of data points detected.				*	ERROR: Error in computing the link function, its derivatives, or the variance function.					0,00	NE	>999,99	0,1791	NE	>999,99	0,00	NE				
Eye disorders		Male	396	62,7	79	19,9	363	58,1	65	17,9	1,14	Convergence criterion (GCONV=1E-8) satisfied.	0,73	1,64	0,020	*	Algorithm converged.	-0,035	0,076	1,11	Algorithm converged.	0,83	1,53	0,4736	0,9292	0,91	Algorithm converged.	0,67	1,21				
Eye disorders		Female	236	37,3	82	21,2	262	41,9	51	19,5	1,11	Convergence criterion (GCONV=1E-8) satisfied.	0,72	1,72	0,017	*	Algorithm converged.	-0,054	0,086	1,09	Algorithm converged.	0,77	1,54	0,6338		0,92	Algorithm converged.	0,65	1,30				
Eye disorders	Blepharitis	Male	396	62,7	1	0,3	363	58,1	1	0,3	1,84	Convergence criterion (GCONV=1E-8) satisfied.	0,17	20,35	0,002	*	Algorithm converged.	-0,007	0,011	1,83	Algorithm converged.	0,17	20,13	0,6148	1,0000	0,55	Algorithm converged.	0,05	5,99				
Eye disorders	Blepharitis	Female	236	37,3	0	0,0	262	41,9	0	0,0	NE			NE	NE	NE		NE				NE	NE	NE	NE	NE	NE	NE	NE				
Eye disorders	Borderline glaucoma	Male	396	62,7	1	0,3	363	58,1	0	0,0		Quasi-complete separation of data points detected.				*	WARNING: The relative Hessian convergence criterion of 53.68217724 is greater than the limit of 0.0001. The convergence is questionable.																
Eye disorders	Borderline glaucoma	Female	236	37,3	0	0,0	262	41,9	0	0,0	NE			NE	NE	NE		NE				NE	NE	NE	NE	NE	NE	NE	NE				
Eye disorders	Cataract	Male	396	62,7	27	6,8	363	58,1	25	6,9	0,99	Convergence criterion (GCONV=1E-8) satisfied.	0,56	1,74	-0,001	*	Algorithm converged.	-0,037	0,035	0,99	Algorithm converged.	0,59	1,67	0,9701	0,4979	1,01	Algorithm converged.	0,60	1,71				
Eye disorders	Cataract	Female	236	37,3	19	8,1	262	41,9	14	5,3	1,00	Convergence criterion (GCONV=1E-8) satisfied.	0,68	2,68	0,019	*	Algorithm converged.	-0,026	0,065	1,02	Algorithm converged.	0,85	2,50	0,3972		0,72	Algorithm converged.	0,40	1,44				
Eye disorders	Cataract cortical	Male	396	62,7	1	0,3	363	58,1	1	0,3	0,92	Convergence criterion (GCONV=1E-8) satisfied.	0,06	14,71	0,000	*	Algorithm converged.	-0,008	0,007	0,92	Algorithm converged.	0,06	14,66	0,9509	0,2340	1,03	Algorithm converged.	0,07	17,38				
Eye disorders	Cataract cortical	Female	236	37,3	0	0,0	262	41,9	0	0,0		Quasi-complete separation of data points detected.				*	ERROR: Error in computing the link function, its derivatives, or the variance function.					0,00	NE	>999,99	0,3426	NE	>999,99	0,00	NE				
Eye disorders	Cataract nuclear	Male	396	62,7	1	0,3	363	58,1	1	0,3	0,92	Convergence criterion (GCONV=1E-8) satisfied.	0,06	14,71	0,000	*	Algorithm converged.	-0,008	0,007	0,92	Algorithm converged.	0,06	14,66	0,9509	0,8986	1,03	Algorithm converged.	0,07	17,38				
Eye disorders	Cataract nuclear	Female	236	37,3	2	0,8	262	41,9	3	1,1	0,78	Convergence criterion (GCONV=1E-8) satisfied.	0,12	8,45	-0,003	*	Algorithm converged.	-0,020	0,014	0,74	Algorithm converged.	0,12	4,38	0,7397		1,15	Algorithm converged.	0,21	8,02				
Eye disorders	Cataract subcapsular	Male	396	62,7	5	1,3	363	58,1	2	0,6	2,35	Convergence criterion (GCONV=1E-8) satisfied.	0,45	11,97	0,007	*	Algorithm converged.	-0,060	0,060	2,23	Algorithm converged.	0,45	11,74	0,3553	0,5210	0,49	Algorithm converged.	0,60	2,24				
Eye disorders	Cataract subcapsular	Female	236	37,3	2	0,8	262	41,9	1	0,4	0,93	Convergence criterion (GCONV=1E-8) satisfied.	0,09	6,16	-0,003	*	Algorithm converged.	-0,017	0,010	0,93	Algorithm converged.	0,09	4,06	0,6253		1,80	Algorithm converged.	0,16	19,74				
Eye disorders	Chalazion	Male	396	62,7	2	0,5	363	58,1	1	0,3	1,84	Convergence criterion (GCONV=1E-8) satisfied.	0,17	20,35	0,002	*	Algorithm converged.	-0,007	0,011	1,83	Algorithm converged.	0,17	20,13	0,6148	0,7874	0,55	Algorithm converged.	0,05	5,99				
Eye disorders	Chalazion	Female	236	37,3	1	0,4	262	41,9	1	0,4	1,11	Convergence criterion (GCONV=1E-8) satisfied.	0,07	17,86	0,000	*	Algorithm converged.	-0,011	0,012	1,11	Algorithm converged.	0,07	17,65	0,9410		0,91	Algorithm converged.	0,06	14,32				
Eye disorders	Conjunctival haemorrhage	Male	396	62,7	4	1,0	363	58,1	4	1,1	0,92	Convergence criterion (GCONV=1E-8) satisfied.	0,23	3,69	-0,001	*	Algorithm converged.	-0,015	0,014	0,92	Algorithm converged.	0,23	3,64	0,9016	0,6013	1,01	Algorithm converged.	0,27	4,31				
Eye disorders	Conjunctival haemorrhage	Female	236	37,3	3	1,3	262	41,9	2	0,8	1,67	Convergence criterion (GCONV=1E-8) satisfied.	0,28	10,10	0,005	*	Algorithm converged.	-0,013	0,023	1,67	Algorithm converged.	0,28	9,88	0,5707		0,60	Algorithm converged.	0,10	3,54				
Eye disorders	Conjunctival oedema	Male	396	62,7	1	0,3	363	58,1	0	0,0		Quasi-complete separation of data points detected.				*	WARNING: The relative Hessian convergence criterion of 50.428711952 is greater than the limit of 0.0001. The convergence is questionable.																
Eye disorders	Conjunctival oedema	Female	236	37,3	0	0,0	262	41,9	0	0,0	NE			NE	NE	NE		NE				NE	NE	NE	NE	NE	NE	NE	NE				
Eye disorders	Corneal disorder	Male	396	62,7	0	0,0	363	58,1	0	0,0	NE			NE	NE	NE		NE				NE	NE	NE	NE	NE	NE	NE	NE				
Eye disorders	Corneal disorder	Female	236	37,3	1	0,4	262	41,9	0	0,0		Quasi-complete separation of data points detected.				*	WARNING: Negative of Hessian not positive definite.																
Eye disorders	Corneal epithelium defect	Male	396	62,7	1	0,3	363	58,1	0	0,0		Quasi-complete separation of data points detected.				*	WARNING: The relative Hessian convergence criterion of 50.428711952 is greater than the limit of 0.0001. The convergence is questionable.																
Eye disorders	Corneal epithelium defect	Female	236	37,3	0	0,0	262	41,9	0	0,0	NE			NE	NE	NE		NE				NE	NE	NE	NE	NE	NE	NE	NE				
Eye disorders	Corneal erosion	Male	396	62,7	2	0,5	363	58,1	0	0,0		Quasi-complete separation of data points detected.				*	WARNING: Negative of Hessian not positive definite.																
Eye disorders	Corneal erosion	Female	236	37,3	0	0,0	262	41,9	0	0,0	NE			NE	NE	NE		NE				NE	NE	NE	NE	NE	NE	NE	NE				
Eye disorders	Corneal infiltrates	Male	396	62,7	0	0,0	363	58,1	0	0,0	NE			NE	NE	NE		NE				NE	NE	NE	NE	NE	NE	NE	NE				
Eye disorders	Corneal infiltrates	Female	236	37,3	1	0,4	262	41,9	0	0,0		Quasi-complete separation of data points detected.				*	WARNING: Negative of Hessian not positive definite.																
Eye disorders	Corneal oedema	Male	396	62,7	0	0,0	363	58,1	0	0,0	NE			NE	NE	NE		NE				NE	NE	NE	NE	NE	NE	NE	NE				
Eye disorders	Corneal oedema	Female	236	37,3	0	0,0	262	41,9	1	0,4		Quasi-complete separation of data points detected.				*	ERROR: Error in computing the link function, its derivatives, or the variance function.					0,00	NE	>999,99	0,3426	NE	>999,99	0,00	NE				
Eye disorders	Cutaneous horn of eyelid	Male	396	62,7	0	0,0	363	58,1	0	0,0	NE			NE	NE	NE		NE				NE	NE	NE	NE	NE	NE	NE	NE				
Eye disorders	Cutaneous horn of eyelid	Female	236	37,3	0	0,0	262	41,9	1	0,4		Quasi-complete separation of data points detected.				*	ERROR: Error in computing the link function, its derivatives, or the variance function.					0,00	NE	>999,99	0,3426	NE	>999,99	0,00	NE				
Eye disorders	Cystoid macular oedema	Male	396	62,7	1	0,3	363	58,1	1	0,3	0,92	Convergence criterion (GCONV=1E-8) satisfied.	0,06	14,71	0,000	*	Algorithm converged.	-0,008	0,007	0,92	Algorithm converged.	0,06	14,66	0,9509	0,3340	1,03	Algorithm converged.	0,07	17,38				
Eye disorders	Cystoid macular oedema	Female	236	37,3	0	0,0	262	41,9	0	0,0		Quasi-complete separation of data points detected.				*	ERROR: Error in computing the link function, its derivatives, or the variance function.					0,00	NE	>999,99	0,3426	NE	>999,99	0,00	NE				
Eye disorders	Diabetic retinal oedema	Male	396	62,7	13	3,3	363	58,1	10	2,8	0,68	Convergence criterion (GCONV=1E-8) satisfied.	0,30	1,46	-0,014	*	Algorithm converged.	-0,040	0,013	0,67	Algorithm converged.	0,31	1,44	0,3058	0,8184	1,49	Algorithm converged.	0,68	3,25				
Eye disorders	Diabetic retinal oedema	Female	236	37,3	3	1,3	262	41,9	13	5,0	0,76	Convergence criterion (GCONV=1E-8) satisfied.	0,32	1,81	-0,011	*	Algorithm converged.	-0,047	0,024	0,77	Algorithm converged.	0,35	1,77	0,5339		1,31	Algorithm converged.	0,57	2,93				
Eye disorders	Diabetic retinopathy	Male	396	62,7	10	2,5	363	58,1	7	1,9	1,56	Convergence criterion (GCONV=1E-8) satisfied.	0,53	4,28	0,009	*	Algorithm converged.	-0,012	0,026	1,57	Algorithm converged.	0,56	4,21	0,4734	0,6793	0,82	Algorithm converged.	0,24	1,74				
Eye disorders	Diabetic retinopathy	Female	236	37,3	2	0,8	262	41,9	2	0,8		Quasi-complete separation of data points detected.				*	ERROR: Error in computing the link function, its derivatives, or the variance function.					0,00	NE	>999,99	0,1791	NE	>999,99	0,00	NE				
Eye disorders	Dry eye	Male	396	62,7	3	0,8	363	58,1	1	0,3	2,76	Convergence criterion (GCONV=1E-8) satisfied.	0,29	26,68	0,005	*	Algorithm converged.	-0,005	0,015	2,75	Algorithm converged.	0,29	26,32	0,3598	0,0319	0,74	Algorithm converged.	0,04	3,48				
Eye disorders	Dry eye	Female	236	37,3	0	0,0	262	41,9	1	0,4		Quasi-complete separation of data points detected.				*	ERROR: Error in computing the link function, its derivatives, or the variance function.					0,00	NE	>999,99	0,0995	NE	>999,99	0,00	NE				
Eye disorders	Episcleritis	Male	396	62,7	2	0,5	363	58,1	0	0,0	NE			NE	NE	NE		NE				NE	NE	NE	NE	NE	NE	NE	NE				
Eye disorders	Episcleritis	Female	236	37,3	1	0,4	262	41,9	0	0,0		Quasi-complete separation of data points detected.				*	WARNING: Negative of Hessian not positive definite.																
Eye disorders	Erythema of eyelid	Male	396	62,7	0	0,0	363	58,1	0	0,0	NE			NE	NE	NE		NE				NE	NE	NE	NE	NE	NE	NE	NE				
Eye disorders	Erythema of eyelid	Female	236	37,3	1	0,4	262	41,9	0	0,0		Quasi-complete separation of data points detected.				*	WARNING: Negative of Hessian not positive definite.																
Eye disorders	Eye allergy	Male	396	62,7	0	0,0	363	58,1	0	0,0	NE			NE	NE	NE		NE				NE	NE	NE	NE	NE	NE	NE	NE				
Eye disorders	Eye allergy	Female	236	37,3	1	0,4	262	41,9	0	0,0		Quasi-complete separation of data points detected.				*	WARNING: Negative of Hessian not positive definite.																
Eye disorders	Eye pain	Male	396	62,7	3	0,8	363	58,1	2	0,6	1,38	Convergence criterion (GCONV=1E-8) satisfied.	0,23	8,23	0,002	*	Algorithm converged.	-0,009	0,016	1,37	Algorithm converged.	0,23	8,19	0,7254	0,8986	0,73	Algorithm converged.	0,12	4,33				
Eye disorders	Eye pain	Female	236	37,3	1	0,4	262	41,9	1	0,4	1,11	Convergence criterion (GCONV=1E-8) satisfied.	0,07	17,86	0,000	*	Algorithm converged.	-0,011	0,012	1,11	Algorithm converged.	0,07	17,65	0,9410		0,91	Algorithm converged.	0,06	14,32				
Eye disorders	Eye swelling	Male	396	62,7	1	0,3	363	58,1	0	0,0		Quasi-complete separation of data points detected.				*	WARNING: The relative Hessian convergence criterion of 52.004602201 is greater than the limit of 0.0001. The convergence is questionable.																
Eye disorders	Eye swelling	Female	236	37,3	0	0,0	262	41,9	0	0,0	NE			NE	NE	NE		NE				NE	NE	NE	NE	NE	NE	NE	NE				
Eye disorders	Eyelid oedema	Male	396	62,7	1	0,3	363	58,1	0	0,0		Quasi-complete separation of data points detected.				*	WARNING: Negative of Hessian not positive definite.																
Eye disorders	Eyelid oedema	Female	236	37,3	0	0,0	262	41,9	0	0,0	NE			NE	NE	NE		NE				NE	NE	NE	NE	NE	NE	NE	NE				
Eye disorders	Glaucoma	Male	396	62,7	1	0,3	363	58,1	1	0,3	0,92	Convergence criterion (GCONV=1E-8) satisfied.	0,06	14,71	0,000	*	Algorithm converged.	-0,008	0,007	0,92	Algorithm converged.	0,06	14,66	0,9509	0,7874	1,03	Algorithm converged.	0,07	17,38				
Eye disorders	Glaucoma	Female	236	37,3	2	0,8	262	41,9	2	0,8	0,79	Convergence criterion (GCONV=1E-8) satisfied.	0,05	6,14	-0,003	*	Algorithm converged.	-0,017	0,010	0,79	Algorithm converged.	0,05	4,06	0,6253		1,80	Algorithm converged.	0,16	19,74				
Eye disorders	Glaucomatous optic disc atrophy	Male	396	62,7	1	0,3	363	58,1	0	0,0		Quasi-complete separation of data points detected.				*	WARNING: The relative Hessian convergence criterion of 50.428711952 is greater than the limit of 0.0001. The convergence is questionable.																
Eye disorders	Glaucomatous optic disc atrophy	Female	236	37,3	0	0,0	262	41,9	0	0,0	NE			NE	NE	NE		NE				NE	NE	NE	NE	NE	NE	NE	NE				
Eye disorders	Iridocyclitis	Male	396	62,7	1	0,3	363	58,1	1	0,3	0,92	Convergence criterion (GCONV=1E-8) satisfied.	0,06	14,71	0,000	*	Algorithm converged.	-0,008	0,007	0,92	Algorithm converged.	0,06	14,66	0,9509	0,2773	1,03	Algorithm converged.	0,07	17,38				
Eye disorders	Iridocyclitis	Female	236	37,3	0	0,0	262	41,9	0	0,0		Quasi-complete separation of data points detected.				*	WARNING: Negative of Hessian not positive definite.																
Eye disorders	Iritis	Male	396	62,7	1	0,3	363	58,1	0	0,0	0,92	Convergence criterion (GCONV=1E-8) satisfied.	0,06	14,71	0,000	*	Algorithm converged.	-0,008	0,007	0,92	Algorithm converged.	0,06	14,66	0,9509	0,2773	1,03	Algorithm converged.	0,07	17,38				
Eye disorders	Iritis	Female	236	37,3	0	0,0	262	41,9	0	0,0		Quasi-complete separation of data points detected.				*	WARNING: Negative of Hessian not positive definite.																
Eye disorders	Keratitis	Male	396	62,7	0	0,0	363	58,1	0	0,0	NE			NE	NE	NE		NE				NE	NE	NE	NE	NE	NE	NE	NE				
Eye disorders	Keratitis	Female	236	37,3	1	0,4	262	41,9	0	0,0		Quasi-complete separation of data points detected.				*	WARNING: Negative of Hessian not positive definite.																
Eye disorders	Lacrimation decreased	Male	396	62,7	0	0,0	363	58,1	0	0,0	NE			NE	NE	NE		NE				NE	NE	NE	NE	NE	NE	NE	NE				
Eye disorders	Lacrimation decreased	Female	236	37,3	1	0,4	262	41,9	0	0,0		Quasi-complete separation of data points detected.				*	WARNING: Negative of Hessian not positive definite.																
Eye disorders	Lenticular opacities	Male	396	62,7	2	0,5	363	58,1	0	0,0		Quasi-complete separation of data points detected.				*	WARNING: Negative of Hessian not positive definite.																
Eye disorders	Lenticular opacities	Female	236	37,3	1	0,4	262	41,9	0	0,0		Quasi-complete separation of data points detected.				*	WARNING: Negative of Hessian not positive definite.																
Eye disorders	Macular fibrosis	Male	396	62,7	1	0,3	363	58,1	1	0,3	0,92	Convergence criterion (GCONV=1E-8) satisfied.	0,06	14,71	0,000	*	Algorithm converged.	-0,008	0,007	0,92	Algorithm converged.	0,06	14,66	0,9509	0,9236	1,03	Algorithm converged.	0,07	17,38				
Eye disorders	Macular fibrosis	Female	236	37,3	1	0,4	262	41,9	1	0,4	1,11	Convergence criterion (GCONV=1E-8) satisfied.	0,07	17,86	0,000	*	Algorithm converged.	-0,011	0,012	1,11	Algorithm converged.	0,07	17,65	0,9410		0,91	Algorithm converged.	0,06	14,32				
Eye disorders	Macular hole	Male	396	62,7	0	0,0	363	58,1	0	0,0	NE			NE	NE	NE		NE				NE	NE	NE	NE	NE	NE	NE	NE				
Eye disorders	Macular hole	Female	236	37,3	0	0,0	262	41,9	1	0,4		Quasi-complete separation of data points detected.				*	ERROR: Error in computing the link function, its derivatives, or the variance function.					0,00	NE	>999,99	0,3426	NE	>999,99	0,00	NE				
Eye disorders	Macular oedema	Male	396	62,7	3	0,8	363	58,1	0	0,0		Quasi-complete separation of data points detected.				*	WARNING: Negative of Hessian not positive definite.																
Eye disorders	Macular oedema	Female	236	37,3	2	0,8	262	41,9	2	0,8	2,23	Convergence criterion (GCONV=1E-8) satisfied.	0,20	24,76	0,005	*	Algorithm converged.	-0,003	0,010	2,23	Algorithm converged.	0,20	24,73	0,5028		0,64	Algorithm converged.	0,04	3,43				
Eye disorders	Ocular discomfort	Male	396	62,7	0	0,0	363	58,1	0	0,0	NE			NE	NE	NE		NE				NE	NE	NE	NE	NE	NE	NE	NE				
Eye disorders	Ocular discomfort	Female	236	37,3	1	0,4	262	41,9	0	0,0		Quasi-complete separation of data points detected.				*	WARNING: Negative of Hessian not positive definite.																
Eye disorders	Ocular hyperaemia	Male	396	62,7	0	0,0	363	58,1	0	0,0		Quasi-complete separation of data points detected.				*	WARNING: The relative Hessian convergence criterion of 52.004602201 is greater than the limit of 0.0001. The convergence is questionable.																
Eye disorders	Ocular hyperaemia	Female	236	37,3	0	0,0	262	41,9	0	0,0	NE			NE	NE	NE		NE				NE	NE	NE	NE	NE	NE	NE	NE				
Eye disorders	Ocular hypertension	Male	396	62,7	3	0,8	363	58,1	1	0,3	2,76	Convergence criterion (GCONV=1E-8) satisfied.	0,29	26,68	0,005	*	Algorithm converged.	-0,005	0,015	2,75	Algorithm converged.	0,29	26,32	0,3598	0,3048	0,74	Algorithm converged.	0,04	3,48				
Eye disorders	Ocular hypertension	Female	236	37,3	2	0,8	262	41,9	0	0,0		Quasi-complete separation of data points detected.				*	WARNING: Negative of Hessian not positive definite.																
Eye disorders	Open angle glaucoma	Male	396	62,7	1	0,3	363	58,1	0	0,0		Quasi-complete separation of data points detected.				*	WARNING: The relative Hessian convergence criterion of 52.004602201 is greater than the limit of 0.0001. The convergence is questionable.																
Eye disorders	Open angle glaucoma	Female	236	37,3	1	0,4	262	41,9	0	0,0		Quasi-complete separation of data points detected.				*	WARNING: Negative of Hessian not positive definite.																
Eye disorders	Optic ischaemic neuropathy	Male	396	62,7	0	0,0	363	58,1	0	0,0	NE			NE	NE	NE		NE				NE	NE	NE	NE	NE	NE	NE	NE				
Eye disorders	Optic ischaemic neuropathy	Female	236	37,3	0	0,0	262	41,9	0	0,0		Quasi-complete separation of data points detected.				*	ERROR: Error in computing the link function, its derivatives, or the variance function.					0,00	NE	>999,99	0,3426	NE	>999,99	0,00	NE				
Eye disorders	Optic nerve cupping	Male	396	62,7	0	0,0	363	58,1	0	0,0		Quasi-complete separation of data points detected.				*	WARNING: The relative Hessian convergence criterion of 50.428711952 is greater than the limit of 0.0001. The convergence is questionable.																
Eye disorders	Optic nerve cupping	Female	236	37,3	0	0,0	262	41,9	0	0,0	NE			NE	NE	NE		NE				NE	NE	NE	NE	NE	NE	NE	NE				
Eye disorders	Photopsia	Male	396	62,7	0	0,0	363	58,1	0	0,0		Quasi-complete separation of data points detected.				*	WARNING: Negative of Hessian not positive definite.																
Eye disorders	Photopsia	Female	236	37,3	0	0,0	262	41,9	0	0,0	NE			NE	NE	NE		NE				NE	NE	NE	NE	NE	NE	NE	NE				
Eye disorders	Posterior capsule opacification	Male	396	62,7	4	1,0	363	58,1	1	0,3	3,68	Convergence criterion (GCONV=1E-8) satisfied.	0,41	33,30	0,007	*	Algorithm converged.	-0,006	0,018	3,67	Algorithm converged.	0,41	32,85	0,2117	0,1501	0,27	Algorithm converged.	0,03	2,43				
Eye disorders	Posterior capsule opacification	Female	236	37,3	2	0,8	262	41,9	4	1,5	0,99	Convergence criterion (GCONV=1E-8) satisfied.	0,12	3,04	-0,007	*	Algorithm converged.	-0,026	0,032	0,98	Algorithm converged.	0,10	3,00	0,6883		1,81	Algorithm converged.	0,32	9,79				
Eye disorders	Punctate keratitis	Male	396	62,7	1	0,3	363	58,1	1	0,3	0,92	Convergence criterion (GCONV=1E-8) satisfied.	0,06	14,71	0,000	*	Algorithm converged.	-0,008	0,007	0,92	Algorithm converged.	0,06	14,66	0,9509	0,8238	1,03	Algorithm converged.	0,07	17,38				
Eye disorders	Punctate keratitis	Female	236	37,3	1	0,4	262	41,9	1	0,4	1,11	Convergence criterion (GCONV=1E-8) satisfied.	0,07	17,86	0,000	*	Algorithm converged.	-0,011	0,012	1,11	Algorithm converged.	0,07	17,65	0,9410		0,91	Algorithm converged.	0,06	14,32				
Eye disorders	Retinal artery embolism	Male	396	62,7	0	0,0	363	58,1	0	0,0		Quasi-complete separation of data points detected.				*	WARNING: The relative Hessian convergence criterion of 52.004602201 is greater than the limit of 0.0001. The convergence is questionable.																
Eye disorders	Retinal artery embolism	Female	236	37,3	0	0,0	262	41,9	0	0,0	NE			NE	NE	NE		NE				NE	NE	NE	NE	NE	NE	NE	NE				
Eye disorders	Retinal artery occlusion	Male	396	62,7	0	0,0	363	58,1	0	0,0	NE			NE	NE	NE		NE				NE	NE	NE	NE	NE	NE	NE	NE				
Eye disorders	Retinal artery occlusion	Female	236	37,3	0	0,0	262	41,9	1	0,4		Quasi-complete separation of data points detected.				*	ERROR: Error in computing the link function, its derivatives, or the variance function.					0,00	NE	>999,99	0,3426	NE	>999,99	0,00	NE				
Eye disorders	Retinal degeneration	Male	396	62,7	1	0,3	363	58,1	0	0,0		Quasi-complete separation of data points detected.				*	WARNING: Negative of Hessian not positive definite.																
Eye disorders	Retinal degeneration	Female	236	37,3	0	0,0	262	41,9	0	0,0	NE			NE	NE	NE		NE				NE	NE	NE	NE	NE	NE	NE	NE				
Eye disorders	Retinal exudates	Male	396	62,7	1	0,3	363	58,1	0	0,0		Quasi-complete separation of data points detected.				*	WARNING: The relative Hessian convergence criterion of 50.428711952 is greater than the limit of 0.0001. The convergence is questionable.																
Eye disorders	Retinal exudates	Female	236	37,3	0	0,0	262	41,9	0	0,0	NE			NE	NE	NE		NE				NE	NE	NE	NE	NE	NE	NE	NE				
Eye disorders	Retinal haemorrhage	Male	396

Eye disorders	Vision blurred	Male	396	62,7	1	0,3	363	58,1	0	0,0	NE	Quasi-complete separation of data points detected.					WARNING: The relative Hessian convergence criterion of 50.428711952 is greater than the limit of 0.0001. The convergence is questionable.			NE	Algorithm converged.	NE	NE	0,3384		NE	NE	Algorithm converged.	NE	NE
Eye disorders	Vision blurred	Female	236	37,3	0	0,0	242	41,9	0	0,0	NE						NE			NE	NE			NE			NE			NE		NE	NE
Eye disorders	Visual acuity reduced	Male	396	62,7	0	0,0	363	58,1	2	0,6	*	Quasi-complete separation of data points detected.					WARNING: Negative of Hessian not positive definite.			0,00	Algorithm converged.	0,00	NE	0,1394	0,0432	>999,99	Algorithm converged.	0,00	NE
Eye disorders	Visual acuity reduced	Female	236	37,3	1	0,4	242	41,9	0	0,0	*	Quasi-complete separation of data points detected.					WARNING: Negative of Hessian not positive definite.			NE	Algorithm converged.	NE	NE	0,2920		NE	Algorithm converged.	NE	NE
Eye disorders	Visual impairment	Male	396	62,7	1	0,3	363	58,1	1	0,3	0,92	Convergence criterion (GCONV=1E-8) satisfied.	0,04	14,71	0,000	*	Quasi-complete separation of data points detected.	-5,058	0,007	0,92	Algorithm converged.	0,04	14,63	0,9503	0,1693	2,23	Algorithm converged.	0,07	17,39
Eye disorders	Visual impairment	Female	236	37,3	2	0,8	242	41,9	0	0,0	*	Quasi-complete separation of data points detected.					WARNING: Negative of Hessian not positive definite.			NE	Algorithm converged.	NE	NE	0,1358		NE	Algorithm converged.	NE	NE
Eye disorders	Vitreoretinal traction syndrome	Male	396	62,7	1	0,3	363	58,1	0	0,0	*	Quasi-complete separation of data points detected.					WARNING: The relative Hessian convergence criterion of 50.428711952 is greater than the limit of 0.0001. The convergence is questionable.			NE	Algorithm converged.	NE	NE	0,3384	0,2140	NE	Algorithm converged.	NE	NE
Eye disorders	Vitreoretinal traction syndrome	Female	236	37,3	1	0,4	242	41,9	2	0,8	0,55	Convergence criterion (GCONV=1E-8) satisfied.	0,05	6,14	-0,003		Algorithm converged.	-0,013	0,010	0,56	Algorithm converged.	0,05	6,08	0,6251		1,81	Algorithm converged.	0,16	19,74
Eye disorders	Vitreous detachment	Male	396	62,7	1	0,3	363	58,1	2	0,6	0,92	Convergence criterion (GCONV=1E-8) satisfied.	0,04	14,71	0,000		Algorithm converged.	-0,008	0,007	0,92	Algorithm converged.	0,04	14,63	0,9509	0,4783	1,03	Algorithm converged.	0,07	17,39
Eye disorders	Vitreous detachment	Female	236	37,3	1	1,3	242	41,9	1	0,4	3,36	Convergence criterion (GCONV=1E-8) satisfied.	0,35	32,52	0,009		Algorithm converged.	-0,007	0,025	3,33	Algorithm converged.	0,35	31,86	0,2673		0,31	Algorithm converged.	0,03	2,87
Eye disorders	Vitreous disorder	Male	396	62,7	1	0,3	363	58,1	0	0,0	*	Quasi-complete separation of data points detected.					WARNING: The relative Hessian convergence criterion of 52.004602201 is greater than the limit of 0.0001. The convergence is questionable.			NE	Algorithm converged.	NE	NE	0,3384	1,0553	NE	Algorithm converged.	NE	NE
Eye disorders	Vitreous disorder	Female	236	37,3	1	0,4	242	41,9	0	0,0	*	Quasi-complete separation of data points detected.					WARNING: Negative of Hessian not positive definite.			NE	Algorithm converged.	NE	NE	0,2920		NE	Algorithm converged.	NE	NE
Eye disorders	Vitreous floaters	Male	396	62,7	1	0,3	363	58,1	0	0,0	NE		NE	NE	NE			NE	NE	NE	NE	NE	NE	NE	NE	NE	NE	NE	NE	NE	NE	NE	NE
Eye disorders	Vitreous floaters	Female	236	37,3	1	0,4	242	41,9	0	0,0	*	Quasi-complete separation of data points detected.					WARNING: Negative of Hessian not positive definite.			NE	Algorithm converged.	NE	NE	0,2920		NE	Algorithm converged.	NE	NE
Eye disorders	Vitreous haemorrhage	Male	396	62,7	1	0,3	363	58,1	1	0,3	0,92	Convergence criterion (GCONV=1E-8) satisfied.	0,04	14,71	0,000		Algorithm converged.	-0,008	0,007	0,92	Algorithm converged.	0,04	14,63	0,9509	0,9684	1,03	Algorithm converged.	0,07	17,39
Eye disorders	Vitreous haemorrhage	Female	236	37,3	1	0,4	242	41,9	1	1,3	1,51	Convergence criterion (GCONV=1E-8) satisfied.	0,22	5,56	0,001		Algorithm converged.	-0,018	0,021	1,51	Algorithm converged.	0,23	5,43	0,8376		0,93	Algorithm converged.	0,16	6,41
Eye disorders	Vitreous opacities	Male	396	62,7	1	0,3	363	58,1	0	0,0	NE		NE	NE	NE			NE	NE	NE	NE	NE	NE	NE	NE	NE	NE	NE	NE	NE	NE	NE	NE
Eye disorders	Vitreous opacities	Female	236	37,3	1	0,4	242	41,9	0	0,0	*	Quasi-complete separation of data points detected.					WARNING: Negative of Hessian not positive definite.			NE	Algorithm converged.	NE	NE	0,2920		NE	Algorithm converged.	NE	NE
Gastrointestinal disorders		Male	396	62,7	27	6,8	363	58,1	16	4,4	1,59	Convergence criterion (GCONV=1E-8) satisfied.	0,84	3,00	0,024		Algorithm converged.	-0,008	0,057	1,65	Algorithm converged.	0,85	2,82	0,1516	0,0195	0,67	Algorithm converged.	0,35	1,18
Gastrointestinal disorders		Female	236	37,3	11	4,7	242	41,9	23	9,5	0,51	Convergence criterion (GCONV=1E-8) satisfied.	0,24	1,07	-0,041		Algorithm converged.	-0,085	0,002	0,53	Algorithm converged.	0,26	1,07	0,0892		1,88	Algorithm converged.	0,94	3,76
Gastrointestinal disorders	Abdominal discomfort	Male	396	62,7	0	0,0	363	58,1	0	0,0	*	Quasi-complete separation of data points detected.					WARNING: Negative of Hessian not positive definite.			0,00	Algorithm converged.	0,00	NE	0,2963	0,0847	>999,99	Algorithm converged.	0,00	NE
Gastrointestinal disorders	Abdominal discomfort	Female	236	37,3	0	0,0	242	41,9	0	0,0	*	Quasi-complete separation of data points detected.					WARNING: Negative of Hessian not positive definite.			NE	Algorithm converged.	NE	NE	0,2920		NE	Algorithm converged.	NE	NE
Gastrointestinal disorders	Abdominal hernia	Male	396	62,7	1	0,3	363	58,1	0	0,0	*	Quasi-complete separation of data points detected.					WARNING: The relative Hessian convergence criterion of 50.428711952 is greater than the limit of 0.0001. The convergence is questionable.			NE	Algorithm converged.	NE	NE	0,3384		NE	Algorithm converged.	NE	NE
Gastrointestinal disorders	Abdominal hernia	Female	236	37,3	0	0,0	242	41,9	0	0,0	NE		NE	NE	NE			NE	NE	NE	NE	NE	NE	NE	NE	NE	NE	NE	NE	NE	NE	NE	NE
Gastrointestinal disorders	Abdominal pain	Male	396	62,7	1	0,3	363	58,1	1	0,3	*	Quasi-complete separation of data points detected.					WARNING: Negative of Hessian not positive definite.			0,00	Algorithm converged.	0,00	NE	0,2963	1,0090	>999,99	Algorithm converged.	0,00	NE
Gastrointestinal disorders	Abdominal pain	Female	236	37,3	0	0,0	242	41,9	2	0,8	*	Quasi-complete separation of data points detected.					ERROR: Error in computing the link function, its derivatives, or the variance function.			0,00	Algorithm converged.	0,00	NE	0,1791		>999,99	Algorithm converged.	0,00	NE
Gastrointestinal disorders	Abdominal pain upper	Male	396	62,7	1	0,3	363	58,1	2	0,6	0,46	Convergence criterion (GCONV=1E-8) satisfied.	0,04	9,06	-0,003		Algorithm converged.	-0,012	0,006	0,46	Algorithm converged.	0,04	9,03	0,5130	0,3830	2,19	Algorithm converged.	0,20	23,96
Gastrointestinal disorders	Abdominal pain upper	Female	236	37,3	1	1,3	242	41,9	2	0,8	1,67	Convergence criterion (GCONV=1E-8) satisfied.	0,28	10,10	0,005		Algorithm converged.	-0,013	0,023	1,67	Algorithm converged.	0,28	9,88	0,5707		0,60	Algorithm converged.	0,10	9,56
Gastrointestinal disorders	Anal fissure	Male	396	62,7	1	0,3	363	58,1	0	0,0	*	Quasi-complete separation of data points detected.					WARNING: The relative Hessian convergence criterion of 52.004602201 is greater than the limit of 0.0001. The convergence is questionable.			NE	Algorithm converged.	NE	NE	0,3384	NE	NE	Algorithm converged.	NE	NE
Gastrointestinal disorders	Anal fissure	Female	236	37,3	0	0,0	242	41,9	0	0,0	NE		NE	NE	NE			NE	NE	NE	NE	NE	NE	NE	NE	NE	NE	NE	NE	NE	NE	NE	NE
Gastrointestinal disorders	Colitis	Male	396	62,7	0	0,0	363	58,1	1	0,3	*	Quasi-complete separation of data points detected.					WARNING: Negative of Hessian not positive definite.			0,00	Algorithm converged.	0,00	NE	0,2963	1,0091	>999,99	Algorithm converged.	0,00	NE
Gastrointestinal disorders	Colitis	Female	236	37,3	0	0,0	242	41,9	1	0,4	*	Quasi-complete separation of data points detected.					ERROR: Error in computing the link function, its derivatives, or the variance function.			0,00	Algorithm converged.	0,00	NE	0,1426		>999,99	Algorithm converged.	0,00	NE
Gastrointestinal disorders	Constipation	Male	396	62,7	4	1,0	363	58,1	0	0,0	*	Quasi-complete separation of data points detected.					WARNING: Negative of Hessian not positive definite.			NE	Algorithm converged.	NE	NE	0,2963	0,5550	NE	Algorithm converged.	NE	NE
Gastrointestinal disorders	Constipation	Female	236	37,3	1	1,3	242	41,9	2	0,8	1,67	Convergence criterion (GCONV=1E-8) satisfied.	0,28	10,10	0,005		Algorithm converged.	-0,013	0,023	1,67	Algorithm converged.	0,28	9,88	0,5707		0,60	Algorithm converged.	0,10	9,56
Gastrointestinal disorders	Defaecation disorder	Male	396	62,7	1	0,3	363	58,1	0	0,0	*	Quasi-complete separation of data points detected.					WARNING: The relative Hessian convergence criterion of 52.004602201 is greater than the limit of 0.0001. The convergence is questionable.			NE	Algorithm converged.	NE	NE	0,3384		NE	Algorithm converged.	NE	NE
Gastrointestinal disorders	Defaecation disorder	Female	236	37,3	0	0,0	242	41,9	0	0,0	NE		NE	NE	NE			NE	NE	NE	NE	NE	NE	NE	NE	NE	NE	NE	NE	NE	NE	NE	NE
Gastrointestinal disorders	Dental caries	Male	396	62,7	2	0,5	363	58,1	2	0,6	0,40	Convergence criterion (GCONV=1E-8) satisfied.	0,04	5,08	-0,003		Algorithm converged.	-0,012	0,006	0,40	Algorithm converged.	0,04	5,03	0,5130	0,3830	2,19	Algorithm converged.	0,20	23,96
Gastrointestinal disorders	Dental caries	Female	236	37,3	0	0,0	242	41,9	0	0,0	NE		NE	NE	NE			NE	NE	NE	NE	NE	NE	NE	NE	NE	NE	NE	NE	NE	NE	NE	NE
Gastrointestinal disorders	Diabetic gastroparesis	Male	396	62,7	0	0,0	363	58,1	0	0,0	NE		NE	NE	NE			NE	NE	NE	NE	NE	NE	NE	NE	NE	NE	NE	NE	NE	NE	NE	NE
Gastrointestinal disorders	Diabetic gastroparesis	Female	236	37,3	0	0,0	242	41,9	1	0,4	*	Quasi-complete separation of data points detected.					ERROR: Error in computing the link function, its derivatives, or the variance function.			0,00	Algorithm converged.	0,00	NE	0,1426		>999,99	Algorithm converged.	0,00	NE
Gastrointestinal disorders	Diarrhoea	Male	396	62,7	3	0,8	363	58,1	3	0,8	0,92	Convergence criterion (GCONV=1E-8) satisfied.	0,16	4,57	-0,001		Algorithm converged.	-0,013	0,012	0,92	Algorithm converged.	0,16	4,51	0,9148	0,2730	1,03	Algorithm converged.	0,22	5,37
Gastrointestinal disorders	Diarrhoea	Female	236	37,3	1	0,4	242	41,9	5	1,9	0,22	Convergence criterion (GCONV=1E-8) satisfied.	0,03	1,89	-0,015		Algorithm converged.	-0,033	0,004	0,22	Algorithm converged.	0,03	1,89	0,1299		4,50	Algorithm converged.	0,53	38,27
Gastrointestinal disorders	Dysphagia	Male	396	62,7	1	0,3	363	58,1	0	0,0	NE		NE	NE	NE			NE	NE	NE	NE	NE	NE	NE	NE	NE	NE	NE	NE	NE	NE	NE	NE
Gastrointestinal disorders	Dysphagia	Female	236	37,3	0	0,0	242	41,9	1	0,4	*	Quasi-complete separation of data points detected.					ERROR: Error in computing the link function, its derivatives, or the variance function.			0,00	Algorithm converged.	0,00	NE	0,1426		>999,99	Algorithm converged.	0,00	NE
Gastrointestinal disorders	Enteritis	Male	396	62,7	1	0,3	363	58,1	0	0,0	*	Quasi-complete separation of data points detected.					WARNING: The relative Hessian convergence criterion of 52.004602201 is greater than the limit of 0.0001. The convergence is questionable.			NE	Algorithm converged.	NE	NE	0,3384	0,0587	NE	Algorithm converged.	NE	NE
Gastrointestinal disorders	Enteritis	Female	236	37,3	0	0,0	242	41,9	0	0,0	NE		NE	NE	NE			NE	NE	NE	NE	NE	NE	NE	NE	NE	NE	NE	NE	NE	NE	NE	NE
Gastrointestinal disorders	Food poisoning	Male	396	62,7	0	0,0	363	58,1	0	0,0	*	Quasi-complete separation of data points detected.					WARNING: Negative of Hessian not positive definite.			0,00	Algorithm converged.	0,00	NE	0,2963		>999,99	Algorithm converged.	0,00	NE
Gastrointestinal disorders	Food poisoning	Female	236	37,3	0	0,0	242	41,9	0	0,0	NE		NE	NE	NE			NE	NE	NE	NE	NE	NE	NE	NE	NE	NE	NE	NE	NE	NE	NE	NE
Gastrointestinal disorders	Gastric antral vascular ectasia	Male	396	62,7	0	0,0	363	58,1	0	0,0	NE							NE	NE	NE	NE	NE	NE	NE	NE	NE	NE	NE	NE	NE	NE	NE	NE
Gastrointestinal disorders	Gastric antral vascular ectasia	Female	236	37,3	0	0,0	242	41,9	1	0,4	*	Quasi-complete separation of data points detected.					ERROR: Error in computing the link function, its derivatives, or the variance function.			0,00	Algorithm converged.	0,00	NE	0,1426		>999,99	Algorithm converged.	0,00	NE
Gastrointestinal disorders	Gastritis	Male	396	62,7	0	0,0	363	58,1	0	0,0	NE		NE	NE	NE			NE	NE	NE	NE	NE	NE	NE	NE	NE	NE	NE	NE	NE	NE	NE	NE
Gastrointestinal disorders	Gastritis	Female	236	37,3	1	0,4	242	41,9	0	0,0	*	Quasi-complete separation of data points detected.					WARNING: Negative of Hessian not positive definite.			NE	Algorithm converged.	NE	NE	0,2920		NE	Algorithm converged.	NE	NE
Gastrointestinal disorders	Gastritis erosive	Male	396	62,7	0	0,0	363	58,1	0	0,0	*	Quasi-complete separation of data points detected.					WARNING: Negative of Hessian not positive definite.			0,00	Algorithm converged.	0,00	NE	0,2963		>999,99	Algorithm converged.	0,00	NE
Gastrointestinal disorders	Gastritis erosive	Female	236	37,3	0	0,0	242	41,9	0	0,0	NE		NE	NE	NE			NE	NE	NE	NE	NE	NE	NE	NE	NE	NE	NE	NE	NE	NE	NE	NE
Gastrointestinal disorders	Gastrointestinal haemorrhage	Male	396	62,7	1	0,3	363	58,1	0	0,0	*	Quasi-complete separation of data points detected.					WARNING: The relative Hessian convergence criterion of 50.428711952 is greater than the limit of 0.0001. The convergence is questionable.			NE	Algorithm converged.	NE	NE	0,3384	NE	NE	Algorithm converged.	NE	NE
Gastrointestinal disorders	Gastrointestinal haemorrhage	Female	236	37,3	0	0,0	242	41,9	0	0,0	NE		NE	NE	NE			NE	NE	NE	NE	NE	NE	NE	NE	NE	NE	NE	NE	NE	NE	NE	NE
Gastrointestinal disorders	Gastrooesophageal reflux disease	Male	396	62,7	9	2,0	363	58,1	4	1,1	1,85	Convergence criterion (GCONV=1E-8) satisfied.	0,55	6,20	0,009		Algorithm converged.	-0,008	0,027	1,85	Algorithm converged.	0,56	6,04	0,3113	0,0637	0,55	Algorithm converged.	0,17	1,80
Gastrointestinal disorders	Gastrooesophageal reflux disease	Female	236	37,3	0	0,0	242	41,9	2	0,8	*	Quasi-complete separation of data points detected.					ERROR: Error in computing the link function, its derivatives, or the variance function.			0,00	Algorithm converged.	0,00	NE	0,1791		>999,99	Algorithm converged.	0,00	NE
Gastrointestinal disorders	Glossitis	Male	396	62,7	0	0,0	363	58,1	0	0,0	NE		NE	NE	NE			NE	NE	NE	NE	NE	NE	NE	NE	NE	NE	NE	NE	NE	NE	NE	NE
Gastrointestinal disorders	Glossitis	Female	236	37,3	0	0,0	242	41,9	0	0,0	*	Quasi-complete separation of data points detected.					WARNING: Negative of Hessian not positive definite.			NE	Algorithm converged.	NE	NE	0,2920		NE	Algorithm converged.	NE	NE
Gastrointestinal disorders	Haematochezia	Male	396	62,7	0	0,0	363	58,1	1	0,3	*	Quasi-complete separation of data points detected.					WARNING: Negative of Hessian not positive definite.			0,00	Algorithm converged.	0,00	NE	0,2963		>999,99	Algorithm converged.	0,00	NE
Gastrointestinal disorders	Haematochezia	Female	236	37,3	0	0,0	242	41,9	0	0,0	NE		NE	NE	NE			NE	NE	NE	NE	NE	NE	NE	NE	NE	NE	NE	NE	NE	NE	NE	NE
Gastrointestinal disorders	Haemorrhoids	Male	396	62,7	1	0,3	363	58,1	0	0,0	*	Quasi-complete separation of data points detected.					WARNING: The relative Hessian convergence criterion of 53.68217724 is greater than the limit of 0.0001. The convergence is questionable.			NE	Algorithm converged.	NE	NE	0,3384	0,1078	NE	Algorithm converged.	NE	NE
Gastrointestinal disorders	Haemorrhoids	Female	236	37,3	1	0,4	242	41,9	0	0,0	*	Quasi-complete separation of data points detected.					ERROR: Error in computing the link function, its derivatives, or the variance function.			0,00	Algorithm converged.	0,00	NE	0,1426		>999,99	Algorithm converged.	0,00	NE
Gastrointestinal disorders	Hiatus hernia	Male	396	62,7	0	0,0	363	58,1	0	0,0	NE		NE	NE	NE			NE	NE	NE	NE	NE	NE	NE	NE	NE	NE	NE	NE	NE	NE	NE	NE
Gastrointestinal disorders	Hiatus hernia	Female	236	37,3	1	0,4	242	41,9	0	0,0	*	Quasi-complete separation of data points detected.					WARNING: Negative of Hessian not positive definite.			NE	Algorithm converged.	NE	NE	0,2920		NE	Algorithm converged.	NE	NE
Gastrointestinal disorders	Inguinal hernia	Male	396	62,7	1	0,3	363	58,1	0	0,0	*	Quasi-complete separation of data points detected.					WARNING: The relative Hessian convergence criterion of 53.68217724 is greater than the limit of 0.0001. The convergence is questionable.			NE	Algorithm converged.	NE	NE	0,3384	NE	NE	Algorithm converged.	NE	NE
Gastrointestinal disorders	Inguinal hernia	Female	236	37,3	0	0,0	242	41,9	0	0,0	NE		NE	NE	NE			NE	NE	NE	NE	NE	NE	NE	NE	NE	NE	NE	NE	NE	NE	NE	NE
Gastrointestinal disorders	Intestinal polyp	Male	396	62,7	0	0,0	363	58,1	0	0,0	NE		NE	NE	NE			NE	NE	NE	NE	NE	NE	NE	NE	NE	NE	NE	NE	NE	NE	NE	NE
Gastrointestinal disorders	Intestinal polyp	Female	236	37,3	0	0,0	242	41,9	1	0,4	*	Quasi-complete separation of data points detected.					ERROR: Error in computing the link function, its derivatives, or the variance function.			0,00	Algorithm converged.	0,00	NE	0,1426		>999,99	Algorithm converged.	0,00	NE
Gastrointestinal disorders	Intra-abdominal haematoma	Male	396	62,7	1	0,3	363	58,1	0	0,0	*	Quasi-complete separation of data points detected.					WARNING: The relative Hessian convergence criterion of 50.428711952 is greater than the limit of 0.0001. The convergence is questionable.			NE	Algorithm converged.	NE	NE	0,3384	NE	NE	Algorithm converged.	NE	NE
Gastrointestinal disorders	Intra-abdominal haematoma	Female	236	37,3	0	0,0	242	41,9	0	0,0	NE		NE	NE	NE			NE	NE	NE	NE	NE	NE	NE	NE	NE	NE	NE	NE	NE	NE	NE	NE
Gastrointestinal disorders	Lower gastrointestinal haemorrhage	Male	396	62,7	1	0,3	363	58,1	0	0,0	NE		NE	NE	NE			NE	NE	NE	NE	NE	NE	NE	NE	NE	NE	NE	NE	NE	NE	NE	NE
Gastrointestinal disorders	Lower gastrointestinal haemorrhage	Female	236	37,3	0	0,0	242	41,9	1	0,4	*	Quasi-complete separation of data points detected.					ERROR: Error in computing the link function, its derivatives, or the variance function.			0,00	Algorithm converged.	0,00	NE	0,1426		>999,99	Algorithm converged.	0,00	NE
Gastrointestinal disorders	Nausea	Male	396	62,7	3	0,8	363	58,1	2	0,6	1,38	Convergence criterion (GCONV=1E-8) satisfied.	0,23	8,23	0,002		Algorithm converged.	-0,000	0,014	1,27	Algorithm converged.	0,23	8,18	0,7254	0,2488	0,72	Algorithm converged.	0,11	4,31
Gastrointestinal disorders	Nausea	Female	236	37,3	3	0,8	242	41,9	3	1,2	0,84	Convergence criterion (GCONV=1E-8) satisfied.	0,08	3,29	-0,011		Algorithm converged.	-0,031	0,030	0,84	Algorithm converged.	0,08	3,27	0,3158		2,21	Algorithm converged.	0,44	11,30
Gastrointestinal disorders	Oesophageal varices haemorrhage	Male	396	62,7	0	0,0	363	58,1	1	0,3	*	Quasi-complete separation of data points detected.					WARNING: Negative of Hessian not positive definite.			0,00	Algorithm converged.	0,00	NE	0,2963	NE	>999,99	Algorithm converged.	0,00	NE
Gastrointestinal disorders	Oesophageal varices haemorrhage	Female	236	37,3	0	0,0	242	41,9	0	0,0	NE		NE	NE	NE			NE	NE	NE	NE	NE	NE	NE	NE	NE	NE	NE	NE	NE	NE	NE	NE
Gastrointestinal disorders	Oesophagitis	Male	396	62,7	2	0,5	363	58,1	0	0,0	*	Quasi-complete separation of data points detected.					WARNING: Negative of Hessian not positive definite.			NE	Algorithm converged.	NE	NE	0,1754	1,0550	NE	Algorithm converged.	NE	NE
Gastrointestinal disorders	Oesophagitis	Female	236	37,3	1	0,4	242	41,9	0	0,0	*	Quasi-complete separation of data points detected.					WARNING: Negative of Hessian not positive definite.			NE	Algorithm converged.	NE	NE	0,2920		NE	Algorithm converged.	NE	NE
Gastrointestinal disorders	Pancreatitis acute	Male	396	62,7	1	0,3	363	58,1	1	0,3	*	Quasi-complete separation of data points detected.					WARNING: Negative of Hessian not positive definite.			0,00	Algorithm converged.	0,00	NE	0,2963	NE	>999,99	Algorithm converged.	0,00	NE
Gastrointestinal disorders	Pancreatitis acute	Female	236	37,3	0	0,0	242	41,9	0	0,0	NE		NE	NE	NE			NE	NE	NE	NE	NE	NE	NE	NE	NE	NE	NE	NE	NE	NE	NE	NE
Gastrointestinal disorders	Rectal haemorrhage	Male	396	62,7	1	0,3	363	58,1	0	0,0	*	Quasi-complete separation of data points detected.					WARNING: The relative Hessian convergence criterion of 50.428711952 is greater than the limit of 0.0001. The convergence is questionable.			NE	Algorithm converged.	NE	NE	0,3384	NE	NE	Algorithm converged.	NE	NE
Gastrointestinal disorders	Rectal haemorrhage	Female	236	37,3	0	0,0	242	41,9	0	0,0	NE		NE	NE	NE			NE	NE	NE	NE	NE	NE	NE	NE	NE	NE	NE	NE	NE	NE	NE	NE
Gastrointestinal disorders	Tooth loss	Male	396	62,7	0	0,0	363	58,1	0	0,0	NE		NE	NE	NE			NE	NE	NE	NE	NE	NE	NE	NE	NE	NE	NE	NE	NE	NE	NE	NE
Gastrointestinal disorders	Tooth loss	Female	236	37,3	0	0,0	242	41,9	1	0,4	*	Quasi-complete separation of data points detected.					ERROR: Error in computing the link function, its derivatives, or the variance function.			0,00	Algorithm converged.	0,00	NE	0,1426		>999,99	Algorithm converged.	0,00	NE
Gastrointestinal disorders	Toothache	Male	396	62,7	0	0,0	363	58,1	1	0,3	*	Quasi-complete separation of data points detected.					WARNING: Negative of Hessian not positive definite.			0,00	Algorithm converged.	0,00	NE	0,2963	0,3746	>999,99	Algorithm converged.	0,00	NE
Gastrointestinal disorders	Toothache	Female	236	37,3	1	0,4	242	41,9	2	0,8	0,55	Convergence criterion (GCONV=1E-8) satisfied.	0,03	6,14	-0,003		Algorithm converged.	-0,013	0,010	0,56	Algorithm converged.	0,05	6,08	0,6251		1,81	Algorithm converged.	0,16	19,74
Gastrointestinal disorders	Upper gastrointestinal haemorrhage	Male	396	62,7	1	0,3	363	58,1	0	0,0	*	Quasi-complete separation of data points detected.					WARNING: The relative Hessian convergence criterion of 50.428711952 is greater than the limit of 0.0001. The convergence is questionable.			NE	Algorithm converged.	NE	NE	0,3384	NE	NE	Algorithm converged.	NE	NE
Gastrointestinal disorders	Upper gastrointestinal haemorrhage	Female	236	37,3	0	0,0	242	41,9	0	0,0	NE		NE	NE	NE			NE	NE	NE	NE	NE	NE	NE	NE	NE	NE	NE	NE	NE	NE	NE	NE
Gastrointestinal disorders	Vomiting	Male	396	62,7	1	0,3	363	58,1	4	1,1	0,63	Convergence criterion (GCONV=1E-8) satisfied.	0,15	3,08	-0,003		Algorithm converged.	-0,013	0,016	0,63	Algorithm converged.	0,15	3,05	0,6203	0,7021	1,45	Algorithm converged.	0,33	8,45
Gastrointestinal disorders	Vomiting	Female	236	37,3	2	0,8	242	41,9	2	0,8	1,51	Convergence criterion (GCONV=1E-8) satisfied.	0,16	7,93	0,001		Algorithm converged.	-0,015	0,017	1,51	Algorithm converged.	0,16	7,83	0,5165		0,93	Algorithm converged.	0,13	6,34
General disorders and administration site conditions		Male	396	62,7	9	2,0	363	58,1	8	2,2	0,91	Convergence criterion (GCONV=1E-8) satisfied.	0,34	2,46	-0,002		Algorithm converged.	-0,022	0,018	0,92	Algorithm converged.	0,35	2,42	0,8604	0,3347	1,03	Algorithm converged.	0,41	2,88
General disorders and administration site conditions		Female	236	37,3	4	1,7	242	41,9	10	3,8	0,43	Convergence criterion (GCONV=1E-8) satisfied.	0,13	1,40	-0,021		Algorithm converged.	-0,050	0,007	0,44	Algorithm converged.	0,14	1,40	0,1530		2,21	Algorithm converged.	0,72	7,08
General disorders and administration site conditions	Asthenia	Male	396	62,7	0	0,0	363	58,1	1	0,3	*	Quasi-complete separation of data points detected.					WARNING: Negative of Hessian not positive definite.			0,00	Algorithm converged.	0,00	NE	0,2963	NE	>999,99	Algorithm converged.	0,00	NE
General disorders and administration site conditions	Asthenia	Female	236	37,3	0	0,0	242	41,9	0	0,0	NE		NE	NE	NE			NE	NE	NE	NE	NE	NE	NE	NE	NE	NE	NE	NE	NE	NE	NE	NE
General disorders and administration site conditions	Chest pain	Male	396	62,7	1	0,3	363	58,1	1	0,3	0,92	Convergence criterion (GCONV=1E-8)

| | | |

| | | |

| | | |

| | | |

Investigations	Weight increased	Female	236	37,3	0	0,0	263	41,9	0	0,0	NE			NE	NE	NE	NE	NE	NE	NE	NE	NE	NE	NE	NE	NE	NE	NE	NE	NE	NE
Metabolism and nutrition disorders		Male	396	62,7	25	6,3	363	58,1	11	3,0	2,25	Convergence criterion (GCONV=1E-8) satisfied.	1,09	4,62	0,035	Algorithm converged.	0,005	0,065	2,17	Algorithm converged.	1,09	4,32	0,0240	0,0182	0,46	Algorithm converged.	0,23	0,92				
Metabolism and nutrition disorders		Female	236	37,3	13	5,5	263	41,9	21	8,0	0,83	Convergence criterion (GCONV=1E-8) satisfied.	0,33	1,37	-0,025	Algorithm converged.	-0,068	0,018	0,69	Algorithm converged.	0,35	1,34	0,2686		1,46	Algorithm converged.	0,75	2,84				
Metabolism and nutrition disorders	Decreased appetite	Male	396	62,7	1	0,3	363	58,1	0	0,0		Quasi-complete separation of data points detected.				WARNING: The relative Hessian convergence criterion of 53.68217724 is greater than the limit of 0.0001. The convergence is questionable.			NE	Algorithm converged.	NE	NE	0,3384	NE	NE	Algorithm converged.	NE	NE				
Metabolism and nutrition disorders	Decreased appetite	Female	236	37,3	0	0,0	263	41,9	0	0,0	NE		NE	NE	NE	NE	NE	NE	NE	NE	NE	NE	NE	NE	NE	NE	NE	NE	NE	NE	NE	NE
Metabolism and nutrition disorders	Dehydration	Male	396	62,7	2	0,5	363	58,1	1	0,3	1,84	Convergence criterion (GCONV=1E-8) satisfied.	0,17	20,35	0,002	Algorithm converged.	-0,007	0,011	1,83	Algorithm converged.	0,17	20,13	0,6148	0,2140	0,51	Algorithm converged.	0,05	5,99				
Metabolism and nutrition disorders	Dehydration	Female	236	37,3	0	0,0	263	41,9	1	0,4		Quasi-complete separation of data points detected.				ERROR: Error in computing the link function, its derivatives, or the variance function.			0,00	Algorithm converged.	0,00	NE	0,3426		>999,99	Algorithm converged.	0,00	NE				
Metabolism and nutrition disorders	Diabetes mellitus	Male	396	62,7	5	1,3	363	58,1	1	0,3	4,63	Convergence criterion (GCONV=1E-8) satisfied.	0,54	39,81	0,010	Algorithm converged.	-0,052	0,022	4,98	Algorithm converged.	0,56	39,05	0,1253	0,2726	0,22	Algorithm converged.	0,03	1,86				
Metabolism and nutrition disorders	Diabetes mellitus	Female	236	37,3	3	1,3	263	41,9	3	1,1	1,11	Convergence criterion (GCONV=1E-8) satisfied.	0,22	5,56	0,001	Algorithm converged.	-0,018	0,021	1,11	Algorithm converged.	0,23	5,45	0,8976		0,91	Algorithm converged.	0,18	4,42				
Metabolism and nutrition disorders	Diabetes mellitus inadequate control	Male	396	62,7	1	0,3	363	58,1	0	0,0		Quasi-complete separation of data points detected.				WARNING: The relative Hessian convergence criterion of 50.428711952 is greater than the limit of 0.0001. The convergence is questionable.			NE	Algorithm converged.	NE	NE	0,3384	0,2140	NE	Algorithm converged.	NE	NE				
Metabolism and nutrition disorders	Diabetes mellitus inadequate control	Female	236	37,3	1	0,4	263	41,9	2	0,8	0,55	Convergence criterion (GCONV=1E-8) satisfied.	0,05	6,14	-0,003	Algorithm converged.	-0,017	0,010	0,56	Algorithm converged.	0,05	6,08	0,6251		1,81	Algorithm converged.	0,18	19,74				
Metabolism and nutrition disorders	Diabetic ketoacidosis	Male	396	62,7	2	0,5	363	58,1	0	0,0		Quasi-complete separation of data points detected.				WARNING: Negative of Hessian not positive definite.			NE	Algorithm converged.	NE	NE	0,1754	NE	NE	Algorithm converged.	NE	NE				
Metabolism and nutrition disorders	Diabetic ketoacidosis	Female	236	37,3	0	0,0	263	41,9	0	0,0	NE		NE	NE	NE	NE	NE	NE	NE	NE	NE	NE	NE	NE	NE	NE	NE	NE	NE	NE	NE	NE
Metabolism and nutrition disorders	Diabetic metabolic decompensation	Male	396	62,7	1	0,3	363	58,1	0	0,0		Quasi-complete separation of data points detected.				WARNING: The relative Hessian convergence criterion of 52.004609201 is greater than the limit of 0.0001. The convergence is questionable.			NE	Algorithm converged.	NE	NE	0,3384	0,1074	NE	Algorithm converged.	NE	NE				
Metabolism and nutrition disorders	Diabetic metabolic decompensation	Female	236	37,3	0	0,0	263	41,9	1	0,4		Quasi-complete separation of data points detected.				ERROR: Error in computing the link function, its derivatives, or the variance function.			0,00	Algorithm converged.	0,00	NE	0,3426		>999,99	Algorithm converged.	0,00	NE				
Metabolism and nutrition disorders	Dyslipidaemia	Male	396	62,7	0	0,0	363	58,1	0	0,0	NE		NE	NE	NE	NE	NE	NE	NE	NE	NE	NE	NE	NE	NE	NE	NE	NE	NE	NE	NE	NE
Metabolism and nutrition disorders	Dyslipidaemia	Female	236	37,3	1	0,4	263	41,9	0	0,0		Quasi-complete separation of data points detected.				WARNING: Negative of Hessian not positive definite.			NE	Algorithm converged.	NE	NE	0,2920		NE	Algorithm converged.	NE	NE				
Metabolism and nutrition disorders	Failure to thrive	Male	396	62,7	0	0,0	363	58,1	1	0,3		Quasi-complete separation of data points detected.				WARNING: Negative of Hessian not positive definite.			0,00	Algorithm converged.	0,00	NE	0,2963	NE	>999,99	Algorithm converged.	0,00	NE				
Metabolism and nutrition disorders	Failure to thrive	Female	236	37,3	0	0,0	263	41,9	0	0,0	NE		NE	NE	NE	NE	NE	NE	NE	NE	NE	NE	NE	NE	NE	NE	NE	NE	NE	NE	NE	NE
Metabolism and nutrition disorders	Fluid overload	Male	396	62,7	0	0,0	363	58,1	0	0,0	NE		NE	NE	NE	NE	NE	NE	NE	NE	NE	NE	NE	NE	NE	NE	NE	NE	NE	NE	NE	NE
Metabolism and nutrition disorders	Fluid overload	Female	236	37,3	0	0,0	263	41,9	1	0,4		Quasi-complete separation of data points detected.				ERROR: Error in computing the link function, its derivatives, or the variance function.			0,00	Algorithm converged.	0,00	NE	0,3426		>999,99	Algorithm converged.	0,00	NE				
Metabolism and nutrition disorders	Fluid retention	Male	396	62,7	1	0,3	363	58,1	3	0,8	0,30	Convergence criterion (GCONV=1E-8) satisfied.	0,03	2,93	-0,006	Algorithm converged.	-0,016	0,005	0,31	Algorithm converged.	0,03	2,92	0,2754	0,5122	3,21	Algorithm converged.	0,34	31,32				
Metabolism and nutrition disorders	Fluid retention	Female	236	37,3	0	0,0	263	41,9	1	0,4		Quasi-complete separation of data points detected.				ERROR: Error in computing the link function, its derivatives, or the variance function.			0,00	Algorithm converged.	0,00	NE	0,3426		>999,99	Algorithm converged.	0,00	NE				
Metabolism and nutrition disorders	Gout	Male	396	62,7	0	0,0	363	58,1	0	0,0	NE		NE	NE	NE	NE	NE	NE	NE	NE	NE	NE	NE	1,0000	NE	NE	NE	NE	NE	NE	NE	NE
Metabolism and nutrition disorders	Gout	Female	236	37,3	1	0,4	263	41,9	3	1,1	0,37	Convergence criterion (GCONV=1E-8) satisfied.	0,04	3,56	-0,007	Algorithm converged.	-0,023	0,008	0,37	Algorithm converged.	0,04	3,53	0,3684		2,70	Algorithm converged.	0,28	25,80				
Metabolism and nutrition disorders	Hypercholesterolaemia	Male	396	62,7	2	0,5	363	58,1	2	0,6	0,92	Convergence criterion (GCONV=1E-8) satisfied.	0,13	6,54	0,000	Algorithm converged.	-0,011	0,010	0,92	Algorithm converged.	0,13	6,47	0,9305	0,5435	1,09	Algorithm converged.	0,15	7,70				
Metabolism and nutrition disorders	Hypercholesterolaemia	Female	236	37,3	1	0,4	263	41,9	3	1,1	0,37	Convergence criterion (GCONV=1E-8) satisfied.	0,04	3,56	-0,007	Algorithm converged.	-0,023	0,008	0,37	Algorithm converged.	0,04	3,53	0,3684		2,70	Algorithm converged.	0,28	25,80				
Metabolism and nutrition disorders	Hyperglycaemia	Male	396	62,7	5	1,3	363	58,1	1	0,3	4,63	Convergence criterion (GCONV=1E-8) satisfied.	0,54	39,81	0,010	Algorithm converged.	-0,052	0,022	4,98	Algorithm converged.	0,56	39,05	0,1253	0,2745	0,22	Algorithm converged.	0,03	1,86				
Metabolism and nutrition disorders	Hyperglycaemia	Female	236	37,3	4	1,7	263	41,9	3	1,1	1,49	Convergence criterion (GCONV=1E-8) satisfied.	0,33	6,72	0,005	Algorithm converged.	-0,013	0,026	1,48	Algorithm converged.	0,39	6,59	0,6031		0,68	Algorithm converged.	0,15	2,93				
Metabolism and nutrition disorders	Hyperkalaemia	Male	396	62,7	1	0,3	363	58,1	0	0,0		Quasi-complete separation of data points detected.				WARNING: The relative Hessian convergence criterion of 50.428711952 is greater than the limit of 0.0001. The convergence is questionable.			NE	Algorithm converged.	NE	NE	0,3384	0,0398	NE	Algorithm converged.	NE	NE				
Metabolism and nutrition disorders	Hyperkalaemia	Female	236	37,3	0	0,0	263	41,9	3	1,1		Quasi-complete separation of data points detected.				ERROR: Error in computing the link function, its derivatives, or the variance function.			0,00	Algorithm converged.	0,00	NE	0,0995		>999,99	Algorithm converged.	0,00	NE				
Metabolism and nutrition disorders	Hyperlipidaemia	Male	396	62,7	2	0,5	363	58,1	1	0,3	1,84	Convergence criterion (GCONV=1E-8) satisfied.	0,17	20,35	0,002	Algorithm converged.	-0,007	0,011	1,83	Algorithm converged.	0,17	20,13	0,6148	0,0629	0,51	Algorithm converged.	0,05	5,99				
Metabolism and nutrition disorders	Hyperlipidaemia	Female	236	37,3	0	0,0	263	41,9	3	1,1		Quasi-complete separation of data points detected.				ERROR: Error in computing the link function, its derivatives, or the variance function.			0,00	Algorithm converged.	0,00	NE	0,0995		>999,99	Algorithm converged.	0,00	NE				
Metabolism and nutrition disorders	Hypoglycaemia	Male	396	62,7	4	1,0	363	58,1	2	0,6	1,84	Convergence criterion (GCONV=1E-8) satisfied.	0,34	10,12	0,005	Algorithm converged.	-0,018	0,017	1,83	Algorithm converged.	0,36	9,93	0,4758	0,6741	0,51	Algorithm converged.	0,10	2,86				
Metabolism and nutrition disorders	Hypoglycaemia	Female	236	37,3	1	0,4	263	41,9	3	0,8	3,36	Convergence criterion (GCONV=1E-8) satisfied.	0,35	32,52	0,009	Algorithm converged.	-0,007	0,025	3,33	Algorithm converged.	0,35	31,80	0,2673		0,30	Algorithm converged.	0,03	2,87				
Metabolism and nutrition disorders	Hypokalaemia	Male	396	62,7	1	0,3	363	58,1	0	0,0		Quasi-complete separation of data points detected.				WARNING: The relative Hessian convergence criterion of 52.004609201 is greater than the limit of 0.0001. The convergence is questionable.			NE	Algorithm converged.	NE	NE	0,3384	1,0000	NE	Algorithm converged.	NE	NE				
Metabolism and nutrition disorders	Hypokalaemia	Female	236	37,3	1	0,4	263	41,9	0	0,0		Quasi-complete separation of data points detected.				WARNING: Negative of Hessian not positive definite.			NE	Algorithm converged.	NE	NE	0,2920		NE	Algorithm converged.	NE	NE				
Metabolism and nutrition disorders	Hyponatraemia	Male	396	62,7	0	0,0	363	58,1	0	0,0	NE		NE	NE	NE	NE	NE	NE	NE	NE	NE	NE	NE	NE	NE	NE	NE	NE	NE	NE	NE	NE
Metabolism and nutrition disorders	Hyponatraemia	Female	236	37,3	0	0,0	263	41,9	2	0,8		Quasi-complete separation of data points detected.				ERROR: Error in computing the link function, its derivatives, or the variance function.			0,00	Algorithm converged.	0,00	NE	0,1791		>999,99	Algorithm converged.	0,00	NE				
Metabolism and nutrition disorders	Hypovolaemia	Male	396	62,7	1	0,3	363	58,1	0	0,0		Quasi-complete separation of data points detected.				WARNING: The relative Hessian convergence criterion of 50.428711952 is greater than the limit of 0.0001. The convergence is questionable.			NE	Algorithm converged.	NE	NE	0,3384	1,0000	NE	Algorithm converged.	NE	NE				
Metabolism and nutrition disorders	Hypovolaemia	Female	236	37,3	1	0,4	263	41,9	0	0,0		Quasi-complete separation of data points detected.				WARNING: Negative of Hessian not positive definite.			NE	Algorithm converged.	NE	NE	0,2920		NE	Algorithm converged.	NE	NE				
Metabolism and nutrition disorders	Ketoacidosis	Male	396	62,7	0	0,0	363	58,1	1	0,3		Quasi-complete separation of data points detected.				WARNING: Negative of Hessian not positive definite.			0,00	Algorithm converged.	0,00	NE	0,2963	NE	>999,99	Algorithm converged.	0,00	NE				
Metabolism and nutrition disorders	Ketoacidosis	Female	236	37,3	0	0,0	263	41,9	0	0,0	NE		NE	NE	NE	NE	NE	NE	NE	NE	NE	NE	NE	NE	NE	NE	NE	NE	NE	NE	NE	NE
Metabolism and nutrition disorders	Metabolic acidosis	Male	396	62,7	0	0,0	363	58,1	0	0,0	NE		NE	NE	NE	NE	NE	NE	NE	NE	NE	NE	NE	NE	NE	NE	NE	NE	NE	NE	NE	NE
Metabolism and nutrition disorders	Metabolic acidosis	Female	236	37,3	1	0,4	263	41,9	0	0,0		Quasi-complete separation of data points detected.				WARNING: Negative of Hessian not positive definite.			NE	Algorithm converged.	NE	NE	0,2920		NE	Algorithm converged.	NE	NE				
Metabolism and nutrition disorders	Metabolic syndrome	Male	396	62,7	1	0,3	363	58,1	0	0,0		Quasi-complete separation of data points detected.				WARNING: The relative Hessian convergence criterion of 52.004609201 is greater than the limit of 0.0001. The convergence is questionable.			NE	Algorithm converged.	NE	NE	0,3384	NE	NE	Algorithm converged.	NE	NE				
Metabolism and nutrition disorders	Metabolic syndrome	Female	236	37,3	0	0,0	263	41,9	0	0,0	NE		NE	NE	NE	NE	NE	NE	NE	NE	NE	NE	NE	NE	NE	NE	NE	NE	NE	NE	NE	NE
Metabolism and nutrition disorders	Type 2 diabetes mellitus	Male	396	62,7	5	1,3	363	58,1	0	0,0		Quasi-complete separation of data points detected.				WARNING: Negative of Hessian not positive definite.			NE	Algorithm converged.	NE	NE	0,2318	0,0998	NE	Algorithm converged.	NE	NE				
Metabolism and nutrition disorders	Type 2 diabetes mellitus	Female	236	37,3	1	0,4	263	41,9	0	0,4	1,11	Convergence criterion (GCONV=1E-8) satisfied.	0,07	17,86	0,000	Algorithm converged.	-0,011	0,012	1,11	Algorithm converged.	0,07	17,65	0,9410		0,90	Algorithm converged.	0,06	14,32				
Metabolism and nutrition disorders	Vitamin B12 deficiency	Male	396	62,7	0	0,0	363	58,1	0	0,0		Quasi-complete separation of data points detected.				WARNING: The relative Hessian convergence criterion of 52.004609201 is greater than the limit of 0.0001. The convergence is questionable.			NE	Algorithm converged.	NE	NE	0,3384	0,0398	NE	Algorithm converged.	NE	NE				
Metabolism and nutrition disorders	Vitamin B12 deficiency	Female	236	37,3	0	0,0	263	41,9	1	1,1		Quasi-complete separation of data points detected.				ERROR: Error in computing the link function, its derivatives, or the variance function.			0,00	Algorithm converged.	0,00	NE	0,0995		>999,99	Algorithm converged.	0,00	NE				
Metabolism and nutrition disorders	Vitamin D deficiency	Male	396	62,7	0	0,0	363	58,1	1	0,3		Quasi-complete separation of data points detected.				WARNING: Negative of Hessian not positive definite.			0,00	Algorithm converged.	0,00	NE	0,2963	1,0000	>999,99	Algorithm converged.	0,00	NE				
Metabolism and nutrition disorders	Vitamin D deficiency	Female	236	37,3	0	0,0	263	41,9	2	0,8		Quasi-complete separation of data points detected.				ERROR: Error in computing the link function, its derivatives, or the variance function.			0,00	Algorithm converged.	0,00	NE	0,1791		>999,99	Algorithm converged.	0,00	NE				
Musculoskeletal and connective tissue disorders		Male	396	62,7	22	5,6	363	58,1	14	3,9	1,47	Convergence criterion (GCONV=1E-8) satisfied.	0,74	2,91	0,017	Algorithm converged.	-0,013	0,047	1,46	Algorithm converged.	0,75	2,77	0,2717	0,9148	0,69	Algorithm converged.	0,36	1,34				
Musculoskeletal and connective tissue disorders		Female	236	37,3	21	8,9	263	41,9	17	6,5	1,43	Convergence criterion (GCONV=1E-8) satisfied.	0,72	2,74	0,024	Algorithm converged.	-0,023	0,071	1,37	Algorithm converged.	0,74	2,56	0,3123		0,71	Algorithm converged.	0,39	1,35				
Musculoskeletal and connective tissue disorders	Arthralgia	Male	396	62,7	4	1,0	363	58,1	2	0,6	1,84	Convergence criterion (GCONV=1E-8) satisfied.	0,34	10,12	0,005	Algorithm converged.	-0,018	0,017	1,83	Algorithm converged.	0,36	9,93	0,4758	0,6237	0,51	Algorithm converged.	0,10	2,86				
Musculoskeletal and connective tissue disorders	Arthralgia	Female	236	37,3	6	2,5	263	41,9	6	2,3	1,11	Convergence criterion (GCONV=1E-8) satisfied.	0,33	3,50	0,003	Algorithm converged.	-0,025	0,030	1,11	Algorithm converged.	0,36	3,40	0,8547		0,90	Algorithm converged.	0,29	2,75				
Musculoskeletal and connective tissue disorders	Arthritis	Male	396	62,7	2	0,5	363	58,1	0	0,0		Quasi-complete separation of data points detected.				WARNING: Negative of Hessian not positive definite.			NE	Algorithm converged.	NE	NE	0,1754	1,0000	NE	Algorithm converged.	NE	NE				
Musculoskeletal and connective tissue disorders	Arthritis	Female	236	37,3	1	0,4	263	41,9	0	0,0		Quasi-complete separation of data points detected.				WARNING: Negative of Hessian not positive definite.			NE	Algorithm converged.	NE	NE	0,2920		NE	Algorithm converged.	NE	NE				
Musculoskeletal and connective tissue disorders	Back pain	Male	396	62,7	2	0,5	363	58,1	2	0,6	0,92	Convergence criterion (GCONV=1E-8) satisfied.	0,13	6,54	0,000	Algorithm converged.	-0,011	0,010	0,92	Algorithm converged.	0,13	6,47	0,9305	0,3918	1,09	Algorithm converged.	0,15	7,70				
Musculoskeletal and connective tissue disorders	Back pain	Female	236	37,3	5	2,1	263	41,9	2	0,8	2,81	Convergence criterion (GCONV=1E-8) satisfied.	0,54	14,64	0,014	Algorithm converged.	-0,008	0,035	2,78	Algorithm converged.	0,56	14,17	0,2000		0,36	Algorithm converged.	0,07	1,84				
Musculoskeletal and connective tissue disorders	Bursitis	Male	396	62,7	1	0,3	363	58,1	0	0,0		Quasi-complete separation of data points detected.				WARNING: The relative Hessian convergence criterion of 53.68217724 is greater than the limit of 0.0001. The convergence is questionable.			NE	Algorithm converged.	NE	NE	0,3384	NE	NE	Algorithm converged.	NE	NE				
Musculoskeletal and connective tissue disorders	Bursitis	Female	236	37,3	0	0,0	263	41,9	0	0,0	NE		NE	NE	NE	NE	NE	NE	NE	NE	NE	NE	NE	NE	NE	NE	NE	NE	NE	NE	NE	NE
Musculoskeletal and connective tissue disorders	Chronic kidney disease-mineral and bone disorder	Male	396	62,7	0	0,0	363	58,1	0	0,0	NE		NE	NE	NE	NE	NE	NE	NE	NE	NE	NE	NE	NE	NE	NE	NE	NE	NE	NE	NE	NE
Musculoskeletal and connective tissue disorders	Chronic kidney disease-mineral and bone disorder	Female	236	37,3	0	0,0	263	41,9	1	0,4		Quasi-complete separation of data points detected.				ERROR: Error in computing the link function, its derivatives, or the variance function.			0,00	Algorithm converged.	0,00	NE	0,3426		>999,99	Algorithm converged.	0,00	NE				
Musculoskeletal and connective tissue disorders	Dupuytren's contracture	Male	396	62,7	0	0,0	363	58,1	0	0,0	NE		NE	NE	NE	NE	NE	NE	NE	NE	NE	NE	NE	NE	NE	NE	NE	NE	NE	NE	NE	NE
Musculoskeletal and connective tissue disorders	Dupuytren's contracture	Female	236	37,3	0	0,0	263	41,9	1	0,4		Quasi-complete separation of data points detected.				ERROR: Error in computing the link function, its derivatives, or the variance function.			0,00	Algorithm converged.	0,00	NE	0,3426		>999,99	Algorithm converged.	0,00	NE				
Musculoskeletal and connective tissue disorders	Intervertebral disc degeneration	Male	396	62,7	1	0,3	363	58,1	0	0,0		Quasi-complete separation of data points detected.				WARNING: The relative Hessian convergence criterion of 53.68217724 is greater than the limit of 0.0001. The convergence is questionable.			NE	Algorithm converged.	NE	NE	0,3384	NE	NE	Algorithm converged.	NE	NE				
Musculoskeletal and connective tissue disorders	Intervertebral disc degeneration	Female	236	37,3	0	0,0	263	41,9	0	0,0	NE		NE	NE	NE	NE	NE	NE	NE	NE	NE	NE	NE	NE	NE	NE	NE	NE	NE	NE	NE	NE
Musculoskeletal and connective tissue disorders	Intervertebral disc protrusion	Male	396	62,7	1	0,3	363	58,1	1	0,3	0,92	Convergence criterion (GCONV=1E-8) satisfied.	0,06	14,71	0,000	Algorithm converged.	-0,008	0,007	0,92	Algorithm converged.	0,06	14,40	0,9509	0,2771	1,03	Algorithm converged.	0,07	17,38				
Musculoskeletal and connective tissue disorders	Intervertebral disc protrusion	Female	236	37,3	1	0,4	263	41,9	0	0,0		Quasi-complete separation of data points detected.				WARNING: Negative of Hessian not positive definite.			NE	Algorithm converged.	NE	NE	0,2920		NE	Algorithm converged.	NE	NE				
Musculoskeletal and connective tissue disorders	Joint contracture	Male	396	62,7	0	0,0	363	58,1	0	0,0	NE		NE	NE	NE	NE	NE	NE	NE	NE	NE	NE	NE	NE	NE	NE	NE	NE	NE	NE	NE	NE
Musculoskeletal and connective tissue disorders	Joint contracture	Female	236	37,3	0	0,0	263	41,9	1	0,4		Quasi-complete separation of data points detected.				ERROR: Error in computing the link function, its derivatives, or the variance function.			0,00	Algorithm converged.	0,00	NE	0,3426		>999,99	Algorithm converged.	0,00	NE				
Musculoskeletal and connective tissue disorders	Limb discomfort	Male	396	62,7	1	0,3	363	58,1	0	0,0		Quasi-complete separation of data points detected.				WARNING: The relative Hessian convergence criterion of 50.428711952 is greater than the limit of 0.0001. The convergence is questionable.			NE	Algorithm converged.	NE	NE	0,3384	NE	NE	Algorithm converged.	NE	NE				



| | | |

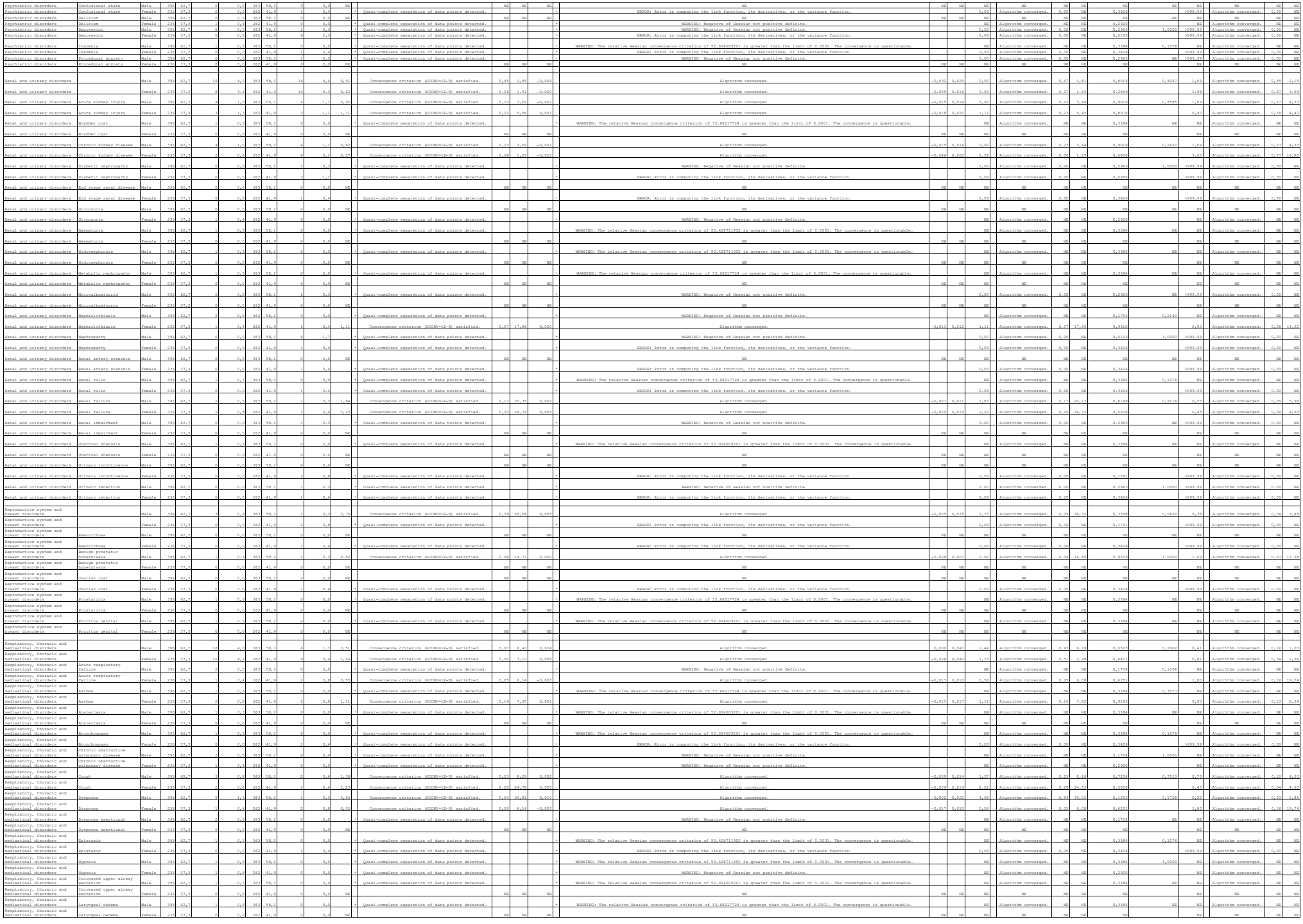

| | | |

Vascular disorders	Neovascularisation	Male	396	62,7	1	0,3	363	58,1	0	0,0		*	Quasi-complete separation of data points detected.					WARNING: The relative Hessian convergence criterion of 52.004609201 is greater than the limit of 0.0001. The convergence is questionable.			NE	Algorithm converged.	NE	NE	0,3384		NE	NE	Algorithm converged.	NE	NE
Vascular disorders	Neovascularisation	Female	236	37,3	0	0,0	262	41,9	0	0,0	NE			NE	NE	NE		NE	NE	NE	NE	NE	NE	NE	NE		NE	NE	NE	NE	NE	NE	NE
Vascular disorders	Orthostatic hypotension	Male	396	62,7	0	0,0	363	58,1	1	0,3		*	Quasi-complete separation of data points detected.					WARNING: Negative of Hessian not positive definite.			0,00	Algorithm converged.	0,00	NE	0,2963		NE	>999,99	Algorithm converged.	0,00	NE
Vascular disorders	Orthostatic hypotension	Female	236	37,3	0	0,0	262	41,9	0	0,0	NE			NE	NE	NE		NE	NE	NE	NE	NE	NE	NE	NE		NE	NE	NE	NE	NE	NE	NE
Vascular disorders	Peripheral arterial occlusive disease	Male	396	62,7	1	0,3	363	58,1	1	0,3	0,92		Convergence criterion (GCONV=1E-8) satisfied.	0,04	14,71	0,000		Algorithm converged.	-0,068	0,067	0,92	Algorithm converged.	0,06	14,60	0,9509	1,0000	1,09	Algorithm converged.	0,07	17,38
Vascular disorders	Peripheral arterial occlusive disease	Female	236	37,3	0	0,0	262	41,9	0	0,0	NE			NE	NE	NE		NE	NE	NE	NE	NE	NE	NE	NE		NE	NE	NE	NE	NE	NE	NE
Vascular disorders	Peripheral artery occlusion	Male	396	62,7	0	0,0	363	58,1	0	0,0	NE			NE	NE	NE		NE	NE	NE	NE	NE	NE	NE	NE		NE	NE	NE	NE	NE	NE	NE
Vascular disorders	Peripheral artery occlusion	Female	236	37,3	0	0,0	262	41,9	1	0,4		*	Quasi-complete separation of data points detected.					ERROR: Error in computing the link function. its derivatives. or the variance function.			0,00	Algorithm converged.	0,00	NE	0,3426		NE	>999,99	Algorithm converged.	0,00	NE
Vascular disorders	Peripheral artery stenosis	Male	396	62,7	0	0,0	363	58,1	0	0,0	NE			NE	NE	NE		NE	NE	NE	NE	NE	NE	NE	NE		NE	NE	NE	NE	NE	NE	NE
Vascular disorders	Peripheral artery stenosis	Female	236	37,3	1	0,4	262	41,9	1	0,4	1,13		Convergence criterion (GCONV=1E-8) satisfied.	0,07	17,86	0,000		Algorithm converged.	-0,011	0,010	1,11	Algorithm converged.	0,07	17,63	0,9410		0,91	Algorithm converged.	0,04	14,32
Vascular disorders	Poor peripheral circulation	Male	396	62,7	1	0,3	363	58,1	0	0,0		*	Quasi-complete separation of data points detected.					WARNING: The relative Hessian convergence criterion of 50.428711952 is greater than the limit of 0.0001. The convergence is questionable.			NE	Algorithm converged.	NE	NE	0,3384		NE	NE	Algorithm converged.	NE	NE
Vascular disorders	Poor peripheral circulation	Female	236	37,3	0	0,0	262	41,9	0	0,0	NE			NE	NE	NE		NE	NE	NE	NE	NE	NE	NE	NE		NE	NE	NE	NE	NE	NE	NE
Vascular disorders	Thrombophlebitis	Male	396	62,7	0	0,0	363	58,1	0	0,0	NE			NE	NE	NE		NE	NE	NE	NE	NE	NE	NE	NE		NE	NE	NE	NE	NE	NE	NE
Vascular disorders	Thrombophlebitis	Female	236	37,3	0	0,0	262	41,9	1	0,4		*	Quasi-complete separation of data points detected.					ERROR: Error in computing the link function. its derivatives. or the variance function.			0,00	Algorithm converged.	0,00	NE	0,3426		NE	>999,99	Algorithm converged.	0,00	NE

Only AEs of highest severity are counted.
Test for interaction based on RR (Log-binomial regression)
* indicates convergence problem. Result is uninterpretable.
Clinical cut-off: YOSEMITE 01NOV2021 and RHINE 28OCT2021

Program: root/global/globalshare/morse_macros/current/prod/program/t_ae_raw_soc.sas
Output: root/clinical_studies/BO6867461/CDT70122/share/ACE_pool_DME_CSR_Final/prod/output_asf_bc/t_ae_raw_soc_sg_WMODAE_SEREC_OCTNOV2021_DME.xls
15MAR2022 10:57

POPULATION: Safety-Evaluable Population B vs. C
ENDPOINT: Moderate AEs throughout the Entire Study
MODEL: Unstratified analysis
STUDY: GR40349 & GR40398
Dichotomous Analysis by Subgroups (Safety)

Age

			Faricimab (PT) (N=632)				Aflibercept (N=625)				Faricimab (PT) vs. Aflibercept												Aflibercept vs. Faricimab (PT)			
			Patients		Patients with Event		Patients		Patients with Event		Odds Ratio				Absolute Risk Difference				Relative Risk				Relative Risk			
MedDRA System Organ Class	MedDRA Preferred Term	Level	n	%	n	%	n	%	n	%	Odds Ratio	Convergence Reason	95% Lower CL	95% Upper CL	Absolute Risk	Convergence Reason	95% Lower CL	95% Upper CL	Relative Risk	Convergence Reason	95% Lower CL	95% Upper CL	p-value (Cochran-Mantel-Haenszel)	Interaction Test p-value (likelihood ratio)	Relative Risk	Convergence Reason	95% Lower CL	95% Upper CL
Blood and lymphatic system disorders		< 65 years	352	55,7	4	1,1	362	57,9	5	1,4	0,82	Convergence criterion (GCONV*1E-8) satisfied.	0,22	3,08	-0,002	Algorithm converged.	-0,019	0,014	0,82	Algorithm converged.	0,22	3,04	0,7695	0,2989	1,22	Algorithm converged.	0,33	4,49
Blood and lymphatic system disorders		>= 65 years	280	44,3	3	1,1	263	42,1	3	1,4	0,31	Convergence criterion (GCONV*1E-8) satisfied.	0,08	1,14	-0,024	Algorithm converged.	-0,049	0,002	0,31	Algorithm converged.	0,09	1,14	0,0628		3,19	Algorithm converged.	0,87	11,67
Blood and lymphatic system disorders	Anaemia	< 65 years	352	55,7	3	0,9	362	57,9	3	0,8	1,03	Convergence criterion (GCONV*1E-8) satisfied.	0,21	5,13	0,001	Algorithm converged.	-0,013	0,014	1,03	Algorithm converged.	0,21	5,06	0,9725	0,3805	0,97	Algorithm converged.	0,25	4,79
Blood and lymphatic system disorders	Anaemia	>= 65 years	280	44,3	2	0,7	263	42,1	5	1,9	0,37	Convergence criterion (GCONV*1E-8) satisfied.	0,07	1,93	-0,012	Algorithm converged.	-0,031	0,007	0,38	Algorithm converged.	0,07	1,92	0,2209		2,66	Algorithm converged.	0,52	13,60
Blood and lymphatic system disorders	Iron deficiency anaemia	< 65 years	352	55,7	0	0,0	362	57,9	0	0,0	NE		NE	NE	NE	NE	NE	NE	NE	NE	NE	NE	NE	NE	NE	NE	NE	NE
Blood and lymphatic system disorders	Iron deficiency anaemia	>= 65 years	280	44,3	0	0,0	263	42,1	3	1,2	*	Quasi-complete separation of data points detected.	NE	NE	NE	* ERROR: The mean parameter is either invalid or at a limit of its range for some observations.			0,00	Algorithm converged.	0,00	NE	0,0734		>999,99	Algorithm converged.	0,00	NE
Blood and lymphatic system disorders	Microcytic anaemia	< 65 years	352	55,7	0	0,0	362	57,9	0	0,0	NE		NE	NE	NE	NE	NE	NE	NE	NE	NE	NE	1,0000	NE	NE	NE	NE	NE
Blood and lymphatic system disorders	Microcytic anaemia	>= 65 years	280	44,3	1	0,4	263	42,1	1	0,4	0,94	Convergence criterion (GCONV*1E-8) satisfied.	0,06	15,09	0,000	Algorithm converged.	-0,010	0,010	0,94	Algorithm converged.	0,06	14,94	0,9646		1,06	Algorithm converged.	0,07	16,93
Blood and lymphatic system disorders	Nephrogenic anaemia	< 65 years	352	55,7	0	0,0	362	57,9	1	0,3	*	Quasi-complete separation of data points detected.				* ERROR: Error in computing the link function, its derivatives, or the variance function.			0,00	Algorithm converged.	0,00	NE	0,3241	NE	>999,99	Algorithm converged.	0,00	NE
Blood and lymphatic system disorders	Nephrogenic anaemia	>= 65 years	280	44,3	0	0,0	263	42,1	0	0,0	NE		NE	NE	NE	NE	NE	NE	NE	NE	NE	NE	NE	NE	NE	NE	NE	NE
Blood and lymphatic system disorders	Neutrophilia	< 65 years	352	55,7	0	0,0	362	57,9	1	0,3	*	Quasi-complete separation of data points detected.				* ERROR: Error in computing the link function, its derivatives, or the variance function.			0,00	Algorithm converged.	0,00	NE	0,3241	NE	>999,99	Algorithm converged.	0,00	NE
Blood and lymphatic system disorders	Neutrophilia	>= 65 years	280	44,3	0	0,0	263	42,1	0	0,0	NE		NE	NE	NE	NE	NE	NE	NE	NE	NE	NE	NE	NE	NE	NE	NE	NE
Blood and lymphatic system disorders	Thrombocytopenia	< 65 years	352	55,7	1	0,3	362	57,9	0	0,0	*	Quasi-complete separation of data points detected.				* WARNING: The relative Hessian convergence criterion of 52.752689443 is greater than the limit of 0.0001. The convergence is questionable.			NE	Algorithm converged.	NE	NE	0,3105	NE	NE	Algorithm converged.	NE	NE
Blood and lymphatic system disorders	Thrombocytopenia	>= 65 years	280	44,3	0	0,0	263	42,1	0	0,0	NE		NE	NE	NE	NE	NE	NE	NE	NE	NE	NE	NE	NE	NE	NE	NE	NE
Cardiac disorders		< 65 years	352	55,7	8	2,3	362	57,9	3	0,8	0,21	Convergence criterion (GCONV*1E-8) satisfied.	0,05	0,89	-0,021	Algorithm converged.	-0,024	0,020	0,91	Algorithm converged.	0,36	2,34	0,8517	0,6652	1,03	Algorithm converged.	0,43	2,80
Cardiac disorders		>= 65 years	280	44,3	14	5,0	263	42,1	13	4,9	1,21	Convergence criterion (GCONV*1E-8) satisfied.	0,54	2,71	0,006	Algorithm converged.	-0,027	0,043	1,20	Algorithm converged.	0,55	2,57	0,6498		0,84	Algorithm converged.	0,39	1,82
Cardiac disorders	Acute myocardial infarction	< 65 years	352	55,7	0	0,0	362	57,9	1	0,3	*	Quasi-complete separation of data points detected.				* ERROR: Error in computing the link function, its derivatives, or the variance function.			0,00	Algorithm converged.	0,00	NE	0,3241	1,0000	>999,99	Algorithm converged.	0,00	NE
Cardiac disorders	Acute myocardial infarction	>= 65 years	280	44,3	0	0,0	263	42,1	1	0,4	*	Quasi-complete separation of data points detected.				* ERROR: The mean parameter is either invalid or at a limit of its range for some observations.			0,00	Algorithm converged.	0,00	NE	0,3523		>999,99	Algorithm converged.	0,00	NE
Cardiac disorders	Angina pectoris	< 65 years	352	55,7	4	1,1	362	57,9	2	0,6	*	Quasi-complete separation of data points detected.				* ERROR: Error in computing the link function, its derivatives, or the variance function.			0,00	Algorithm converged.	0,00	NE	0,3241	0,2908	>999,99	Algorithm converged.	0,00	NE
Cardiac disorders	Angina pectoris	>= 65 years	280	44,3	2	0,7	263	42,1	2	0,8	0,94	Convergence criterion (GCONV*1E-8) satisfied.	0,13	6,71	0,000	Algorithm converged.	-0,015	0,014	0,94	Algorithm converged.	0,13	6,62	0,9499		1,06	Algorithm converged.	0,15	7,52
Cardiac disorders	Angina unstable	< 65 years	352	55,7	0	0,0	362	57,9	0	0,0	NE		NE	NE	NE	NE	NE	NE	NE	NE	NE	NE	NE	NE	NE	NE	NE	NE
Cardiac disorders	Angina unstable	>= 65 years	280	44,3	1	0,4	263	42,1	1	0,4	*	Quasi-complete separation of data points detected.				* WARNING: Negative of Hessian not positive definite.			NE	Algorithm converged.	NE	NE	0,3327	NE	NE	Algorithm converged.	NE	NE
Cardiac disorders	Aortic valve stenosis	< 65 years	352	55,7	0	0,0	362	57,9	0	0,0	NE		NE	NE	NE	NE	NE	NE	NE	NE	NE	NE	NE	NE	NE	NE	NE	NE
Cardiac disorders	Aortic valve stenosis	>= 65 years	280	44,3	1	0,4	263	42,1	1	0,4	*	Quasi-complete separation of data points detected.				* WARNING: Negative of Hessian not positive definite.			NE	Algorithm converged.	NE	NE	0,3327		NE	Algorithm converged.	NE	NE
Cardiac disorders	Arrhythmia	< 65 years	352	55,7	0	0,0	362	57,9	1	0,3	NE		NE	NE	NE	NE	NE	NE	NE	NE	NE	NE	1,0000	NE	NE	NE	NE	NE
Cardiac disorders	Arrhythmia	>= 65 years	280	44,3	2	0,7	263	42,1	1	0,4	1,88	Convergence criterion (GCONV*1E-8) satisfied.	0,17	20,91	0,003	Algorithm converged.	-0,009	0,016	1,88	Algorithm converged.	0,17	20,80	0,6000		0,53	Algorithm converged.	0,05	5,84
Cardiac disorders	Arteriosclerosis coronary artery	< 65 years	352	55,7	0	0,0	362	57,9	0	0,0	NE		NE	NE	NE	NE	NE	NE	NE	NE	NE	NE	1,0000	NE	NE	NE	NE	NE
Cardiac disorders	Arteriosclerosis coronary artery	>= 65 years	280	44,3	2	0,7	263	42,1	1	0,4	1,88	Convergence criterion (GCONV*1E-8) satisfied.	0,17	20,91	0,003	Algorithm converged.	-0,009	0,016	1,88	Algorithm converged.	0,17	20,80	0,6000		0,53	Algorithm converged.	0,05	5,84
Cardiac disorders	Atrial fibrillation	< 65 years	352	55,7	3	0,9	362	57,9	1	0,3	3,10	Convergence criterion (GCONV*1E-8) satisfied.	0,32	29,97	0,006	Algorithm converged.	-0,005	0,017	3,09	Algorithm converged.	0,32	29,52	0,3029	0,5113	0,32	Algorithm converged.	0,03	3,10
Cardiac disorders	Atrial fibrillation	>= 65 years	280	44,3	1	0,4	263	42,1	1	0,4	0,94	Convergence criterion (GCONV*1E-8) satisfied.	0,06	15,09	0,000	Algorithm converged.	-0,010	0,010	0,94	Algorithm converged.	0,06	14,94	0,9646		1,06	Algorithm converged.	0,07	16,93
Cardiac disorders	Bundle branch block right	< 65 years	352	55,7	0	0,0	362	57,9	0	0,0	NE		NE	NE	NE	NE	NE	NE	NE	NE	NE	NE	NE	NE	NE	NE	NE	NE
Cardiac disorders	Bundle branch block right	>= 65 years	280	44,3	1	0,4	263	42,1	0	0,0	*	Quasi-complete separation of data points detected.				* WARNING: Negative of Hessian not positive definite.			NE	Algorithm converged.	NE	NE	0,3325	NE	NE	Algorithm converged.	NE	NE
Cardiac disorders	Cardiac failure	< 65 years	352	55,7	2	0,3	362	57,9	2	0,6	0,51	Convergence criterion (GCONV*1E-8) satisfied.	0,05	5,68	-0,003	Algorithm converged.	-0,012	0,007	0,51	Algorithm converged.	0,05	5,63	0,5798	0,9582	1,94	Algorithm converged.	0,18	21,35
Cardiac disorders	Cardiac failure	>= 65 years	280	44,3	2	0,7	263	42,1	2	0,8	0,47	Convergence criterion (GCONV*1E-8) satisfied.	0,04	5,19	-0,004	Algorithm converged.	-0,017	0,009	0,47	Algorithm converged.	0,04	5,15	0,5247		2,13	Algorithm converged.	0,19	23,34
Cardiac disorders	Cardiac failure acute	< 65 years	352	55,7	0	0,0	362	57,9	0	0,0	NE		NE	NE	NE	NE	NE	NE	NE	NE	NE	NE	NE	NE	NE	NE	NE	NE
Cardiac disorders	Cardiac failure acute	>= 65 years	280	44,3	0	0,0	263	42,1	1	0,4	*	Quasi-complete separation of data points detected.				* ERROR: The mean parameter is either invalid or at a limit of its range for some observations.			0,00	Algorithm converged.	0,00	NE	0,3022		>999,99	Algorithm converged.	0,00	NE
Cardiac disorders	Cardiac failure chronic	< 65 years	352	55,7	0	0,0	362	57,9	0	0,0	NE		NE	NE	NE	NE	NE	NE	NE	NE	NE	NE	1,0000	NE	NE	NE	NE	NE
Cardiac disorders	Cardiac failure chronic	>= 65 years	280	44,3	1	0,4	263	42,1	1	0,4	0,94	Convergence criterion (GCONV*1E-8) satisfied.	0,06	15,09	0,000	Algorithm converged.	-0,010	0,010	0,94	Algorithm converged.	0,06	14,94	0,9646		1,06	Algorithm converged.	0,07	16,93
Cardiac disorders	Cardiac failure congestive	< 65 years	352	55,7	2	0,6	362	57,9	2	0,6	1,03	Convergence criterion (GCONV*1E-8) satisfied.	0,14	7,34	0,000	Algorithm converged.	-0,011	0,011	1,03	Algorithm converged.	0,15	7,26	0,9736	0,6149	0,97	Algorithm converged.	0,14	6,87
Cardiac disorders	Cardiac failure congestive	>= 65 years	280	44,3	1	0,4	263	42,1	2	0,8	0,47	Convergence criterion (GCONV*1E-8) satisfied.	0,04	5,19	-0,004	Algorithm converged.	-0,017	0,009	0,47	Algorithm converged.	0,04	5,15	0,5247		2,13	Algorithm converged.	0,19	23,34
Cardiac disorders	Cardiomegaly	< 65 years	352	55,7	1	0,3	362	57,9	0	0,0	*	Quasi-complete separation of data points detected.				* WARNING: The relative Hessian convergence criterion of 52.752689443 is greater than the limit of 0.0001. The convergence is questionable.			NE	Algorithm converged.	NE	NE	0,3325	0,0470	NE	Algorithm converged.	NE	NE
Cardiac disorders	Cardiomegaly	>= 65 years	280	44,3	0	0,0	263	42,1	2	0,8	*	Quasi-complete separation of data points detected.				* ERROR: The mean parameter is either invalid or at a limit of its range for some observations.			0,00	Algorithm converged.	0,00	NE	0,1441		>999,99	Algorithm converged.	0,00	NE
Cardiac disorders	Cardiomyopathy	< 65 years	352	55,7	1	0,3	362	57,9	0	0,0	*	Quasi-complete separation of data points detected.				* WARNING: The relative Hessian convergence criterion of 52.752689443 is greater than the limit of 0.0001. The convergence is questionable.			NE	Algorithm converged.	NE	NE	0,3105	1,0000	NE	Algorithm converged.	NE	NE
Cardiac disorders	Cardiomyopathy	>= 65 years	280	44,3	1	0,4	263	42,1	1	0,4	*	Quasi-complete separation of data points detected.				* WARNING: Negative of Hessian not positive definite.			NE	Algorithm converged.	NE	NE	0,3325		NE	Algorithm converged.	NE	NE
Cardiac disorders	Chronic left ventricular failure	< 65 years	352	55,7	0	0,0	362	57,9	0	0,0	NE		NE	NE	NE	NE	NE	NE	NE	NE	NE	NE	NE	NE	NE	NE	NE	NE
Cardiac disorders	Chronic left ventricular failure	>= 65 years	280	44,3	1	0,4	263	42,1	0	0,0	*	Quasi-complete separation of data points detected.				* WARNING: Negative of Hessian not positive definite.			NE	Algorithm converged.	NE	NE	0,3325		NE	Algorithm converged.	NE	NE
Cardiac disorders	Congestive cardiomyopathy	< 65 years	352	55,7	0	0,0	362	57,9	1	0,3	*	Quasi-complete separation of data points detected.				* ERROR: Error in computing the link function, its derivatives, or the variance function.			0,00	Algorithm converged.	0,00	NE	0,3241	NE	>999,99	Algorithm converged.	0,00	NE
Cardiac disorders	Congestive cardiomyopathy	>= 65 years	280	44,3	0	0,0	263	42,1	0	0,0	NE		NE	NE	NE	NE	NE	NE	NE	NE	NE	NE	NE	NE	NE	NE	NE	NE
Cardiac disorders	Coronary artery disease	< 65 years	352	55,7	1	0,3	362	57,9	1	0,3	1,03	Convergence criterion (GCONV*1E-8) satisfied.	0,06	16,50	0,000	Algorithm converged.	-0,008	0,008	1,03	Algorithm converged.	0,06	16,38	0,9840	0,9638	0,97	Algorithm converged.	0,06	15,48
Cardiac disorders	Coronary artery disease	>= 65 years	280	44,3	1	0,4	263	42,1	1	0,4	0,94	Convergence criterion (GCONV*1E-8) satisfied.	0,06	15,09	0,000	Algorithm converged.	-0,010	0,010	0,94	Algorithm converged.	0,06	14,94	0,9646		1,06	Algorithm converged.	0,07	16,93
Cardiac disorders	Coronary artery occlusion	< 65 years	352	55,7	0	0,0	362	57,9	1	0,3	*	Quasi-complete separation of data points detected.				* ERROR: Error in computing the link function, its derivatives, or the variance function.			0,00	Algorithm converged.	0,00	NE	0,3241	NE	>999,99	Algorithm converged.	0,00	NE
Cardiac disorders	Coronary artery occlusion	>= 65 years	280	44,3	0	0,0	263	42,1	0	0,0	NE		NE	NE	NE	NE	NE	NE	NE	NE	NE	NE	NE	NE	NE	NE	NE	NE
Cardiac disorders	Coronary artery stenosis	< 65 years	352	55,7	0	0,0	362	57,9	1	0,3	*	Quasi-complete separation of data points detected.				* ERROR: Error in computing the link function, its derivatives, or the variance function.			0,00	Algorithm converged.	0,00	NE	0,3241	NE	>999,99	Algorithm converged.	0,00	NE
Cardiac disorders	Coronary artery stenosis	>= 65 years	280	44,3	0	0,0	263	42,1	0	0,0	NE		NE	NE	NE	NE	NE	NE	NE	NE	NE	NE	NE	NE	NE	NE	NE	NE
Cardiac disorders	Hypertensive heart disease	< 65 years	352	55,7	1	0,3	362	57,9	0	0,0	*	Quasi-complete separation of data points detected.				* WARNING: The relative Hessian convergence criterion of 52.752689443 is greater than the limit of 0.0001. The convergence is questionable.			NE	Algorithm converged.	NE	NE	0,3105	NE	NE	Algorithm converged.	NE	NE
Cardiac disorders	Hypertensive heart disease	>= 65 years	280	44,3	0	0,0	263	42,1	0	0,0	NE		NE	NE	NE	NE	NE	NE	NE	NE	NE	NE	NE	NE	NE	NE	NE	NE
Cardiac disorders	Ischaemic cardiomyopathy	< 65 years	352	55,7	0	0,0	362	57,9	0	0,0	NE		NE	NE	NE	NE	NE	NE	NE	NE	NE	NE	NE	NE	NE	NE	NE	NE
Cardiac disorders	Ischaemic cardiomyopathy	>= 65 years	280	44,3	2	0,7	263	42,1	0	0,0	*	Quasi-complete separation of data points detected.				* WARNING: Negative of Hessian not positive definite.			NE	Algorithm converged.	NE	NE	0,1701		NE	Algorithm converged.	NE	NE
Cardiac disorders	Left ventricular failure	< 65 years	352	55,7	2	0,6	362	57,9	0	0,0	*	Quasi-complete separation of data points detected.				* WARNING: Negative of Hessian not positive definite.			NE	Algorithm converged.	NE	NE	0,1519	1,0000	NE	Algorithm converged.	NE	NE
Cardiac disorders	Left ventricular failure	>= 65 years	280	44,3	1	0,4	263	42,1	0	0,0	*	Quasi-complete separation of data points detected.				* WARNING: Negative of Hessian not positive definite.			NE	Algorithm converged.	NE	NE	0,3325		NE	Algorithm converged.	NE	NE
Cardiac disorders	Myocardial infarction	< 65 years	352	55,7	0	0,0	362	57,9	0	0,0	NE		NE	NE	NE	NE	NE	NE	NE	NE	NE	NE	NE	NE	NE	NE	NE	NE
Cardiac disorders	Myocardial infarction	>= 65 years	280	44,3	0	0,0	263	42,1	0	0,0	*	Quasi-complete separation of data points detected.				* ERROR: The mean parameter is either invalid or at a limit of its range for some observations.			0,00	Algorithm converged.	0,00	NE	0,3022		>999,99	Algorithm converged.	0,00	NE
Cardiac disorders	Myocardial ischaemia	< 65 years	352	55,7	0	0,0	362	57,9	1	0,3	*	Quasi-complete separation of data points detected.				* ERROR: Error in computing the link function, its derivatives, or the variance function.			0,00	Algorithm converged.	0,00	NE	0,3241	1,0000	>999,99	Algorithm converged.	0,00	NE
Cardiac disorders	Myocardial ischaemia	>= 65 years	280	44,3	0	0,0	263	42,1	1	0,4	*	Quasi-complete separation of data points detected.				* ERROR: The mean parameter is either invalid or at a limit of its range for some observations.			0,00	Algorithm converged.	0,00	NE	0,3022		>999,99	Algorithm converged.	0,00	NE
Cardiac disorders	Palpitations	< 65 years	352	55,7	0	0,0	362	57,9	0	0,0	NE		NE	NE	NE	NE	NE	NE	NE	NE	NE	NE	NE	NE	NE	NE	NE	NE
Cardiac disorders	Palpitations	>= 65 years	280	44,3	0	0,0	263	42,1	1	0,4	*	Quasi-complete separation of data points detected.				* ERROR: The mean parameter is either invalid or at a limit of its range for some observations.			0,00	Algorithm converged.	0,00	NE	0,3022		>999,99	Algorithm converged.	0,00	NE
Cardiac disorders	Sinus bradycardia	< 65 years	352	55,7	0	0,0	362	57,9	0	0,0	NE		NE	NE	NE	NE	NE	NE	NE	NE	NE	NE	NE	NE	NE	NE	NE	NE
Cardiac disorders	Sinus bradycardia	>= 65 years	280	44,3	0	0,0	263	42,1	1	0,4	*	Quasi-complete separation of data points detected.				* ERROR: The mean parameter is either invalid or at a limit of its range for some observations.			0,00	Algorithm converged.	0,00	NE	0,3022		>999,99	Algorithm converged.	0,00	NE
Cardiac disorders	Sinus node dysfunction	< 65 years	352	55,7	0	0,0	362	57,9	0	0,0	NE		NE	NE	NE	NE	NE	NE	NE	NE	NE	NE	NE	NE	NE	NE	NE	NE
Cardiac disorders	Sinus node dysfunction	>= 65 years	280	44,3	2	0,7	263	42,1	0	0,0	*	Quasi-complete separation of data points detected.				* WARNING: Negative of Hessian not positive definite.			NE	Algorithm converged.	NE	NE	0,1701		NE	Algorithm converged.	NE	NE
Cardiac disorders	Tachycardia	< 65 years	352	55,7	1	0,3	362	57,9	1	0,3	*	Quasi-complete separation of data points detected.				* ERROR: Error in computing the link function, its derivatives, or the variance function.			0,00	Algorithm converged.	0,00	NE	0,3241	0,0541	>999,99	Algorithm converged.	0,00	NE
Cardiac disorders	Tachycardia	>= 65 years	280	44,3	2	0,7	263	42,1	2	0,8	*	Quasi-complete separation of data points detected.				* WARNING: Negative of Hessian not positive definite.			NE	Algorithm converged.	NE	NE	0,1701		NE	Algorithm converged.	NE	NE
Congenital, familial and genetic disorders		< 65 years	352	55,7	1	0,3	362	57,9	1	0,3	1,03	Convergence criterion (GCONV*1E-8) satisfied.	0,06	16,50	0,000	Algorithm converged.	-0,008	0,008	1,03	Algorithm converged.	0,06	16,38	0,9840	1,0000	0,97	Algorithm converged.	0,06	15,48
Congenital, familial and genetic disorders		>= 65 years	280	44,3	0	0,0	263	42,1	0	0,0	NE		NE	NE	NE	NE	NE	NE	NE	NE	NE	NE	NE	NE	NE	NE	NE	NE
Congenital, familial and genetic disorders	Developmental hip dysplasia	< 65 years	352	55,7	1	0,3	362	57,9	0	0,0	*	Quasi-complete separation of data points detected.				* WARNING: The relative Hessian convergence criterion of 52.752689443 is greater than the limit of 0.0001. The convergence is questionable.			NE	Algorithm converged.	NE	NE	0,3105	NE	NE	Algorithm converged.	NE	NE
Congenital, familial and genetic disorders	Developmental hip dysplasia	>= 65 years	280	44,3	0	0,0	263	42,1	0	0,0	NE		NE	NE	NE	NE	NE	NE	NE	NE	NE	NE	NE	NE	NE	NE	NE	NE
Congenital, familial and genetic disorders	Rhinorrhoea	< 65 years	352	55,7	0	0,0	362	57,9	1	0,3	*	Quasi-complete separation of data points detected.				* ERROR: Error in computing the link function, its derivatives, or the variance function.			0,00	Algorithm converged.	0,00	NE	0,3241	NE	>999,99	Algorithm converged.	0,00	NE
Congenital, familial and genetic disorders	Rhinorrhoea	>= 65 years	280	44,3	0	0,0	263	42,1	0	0,0	NE		NE	NE	NE	NE	NE	NE	NE	NE	NE	NE	NE	NE	NE	NE	NE	NE
Ear and labyrinth disorders		< 65 years	352	55,7	4	1,1	362	57,9	0	0,0	*	Quasi-complete separation of data points detected.				* WARNING: Negative of Hessian not positive definite.			NE	Algorithm converged.	NE	NE	0,0127	0,0023	NE	Algorithm converged.	NE	NE
Ear and labyrinth disorders		>= 65 years	280	44,3	0	0,0	263	42,1	2	0,8	*	Quasi-complete separation of data points detected.				* ERROR: The mean parameter is either invalid or at a limit of its range for some observations.			0,00	Algorithm converged.	0,00	NE	0,1441		>999,99	Algorithm converged.	0,00	NE
Ear and labyrinth disorders	Hypoacusis	< 65 years	352	55,7	1	0,3	362	57,9	0	0,0	*	Quasi-complete separation of data points detected.				* WARNING: The relative Hessian convergence criterion of 60.288787935 is greater than the limit of 0.0001. The convergence is questionable.			NE	Algorithm converged.	NE	NE	0,3105	0,0904	NE	Algorithm converged.	NE	NE
Ear and labyrinth disorders	Hypoacusis	>= 65 years	280	44,3	0	0,0	263	42,1	1	0,4	*	Quasi-complete separation of data points detected.				* ERROR: The mean parameter is either invalid or at a limit of its range for some observations.			0,00	Algorithm converged.	0,00	NE	0,3022		>999,99	Algorithm converged.	0,00	NE
Ear and labyrinth disorders	Motion sickness	< 65 years	352	55,7	0	0,0	362	57,9	0	0,0	NE		NE	NE	NE	NE	NE	NE	NE	NE	NE	NE	NE	NE	NE	NE	NE	NE
Ear and labyrinth disorders	Motion sickness	>= 65 years	280	44,3	0	0,0	263	42,1	1	0,4	*	Quasi-complete separation of data points detected.				* ERROR: The mean parameter is either invalid or at a limit of its range for some observations.			0,00	Algorithm converged.	0,00	NE	0,3022		>999,99	Algorithm converged.	0,00	NE
Ear and labyrinth disorders	Sudden hearing loss	< 65 years	352	55,7	2	0,6	362	57,9	0	0,0	*	Quasi-complete separation of data points detected.				* WARNING: Negative of Hessian not positive definite.			NE	Algorithm converged.	NE	NE	0,1519		NE	Algorithm converged.	NE	NE
Ear and labyrinth disorders	Sudden hearing loss	>= 65 years	280	44,3	0	0,0	263	42,1	0	0,0	NE		NE	NE	NE	NE	NE	NE	NE	NE	NE	NE	NE	NE	NE	NE	NE	NE
Ear and labyrinth disorders	Vertigo	< 65 years	352	55,7	3	0,9	362	57,9	0	0,0	*	Quasi-complete separation of data points detected.				* WARNING: Negative of Hessian not positive definite.			NE	Algorithm converged.	NE	NE	0,0786		NE	Algorithm converged.	NE	NE
Ear and labyrinth disorders	Vertigo	>= 65 years	280	44,3	0	0,0	263	42,1	0	0,0	NE		NE	NE	NE	NE	NE	NE	NE	NE	NE	NE	NE	NE	NE	NE	NE	NE
Ear and labyrinth disorders	Vestibular disorder	< 65 years	352	55,7	1	0,3	362	57,9	0	0,0	*	Quasi-complete separation of data points detected.				* WARNING: The relative Hessian convergence criterion of 52.752689443 is greater than the limit of 0.0001. The convergence is questionable.			NE	Algorithm converged.	NE	NE	0,3105	NE	NE	Algorithm converged.	NE	NE
Ear and labyrinth disorders	Vestibular disorder	>= 65 years	280	44,3	0	0,0	263	42,1	1	0,4	NE		NE	NE	NE	NE	NE	NE	NE	NE	NE	NE	NE	NE	NE	NE	NE	NE

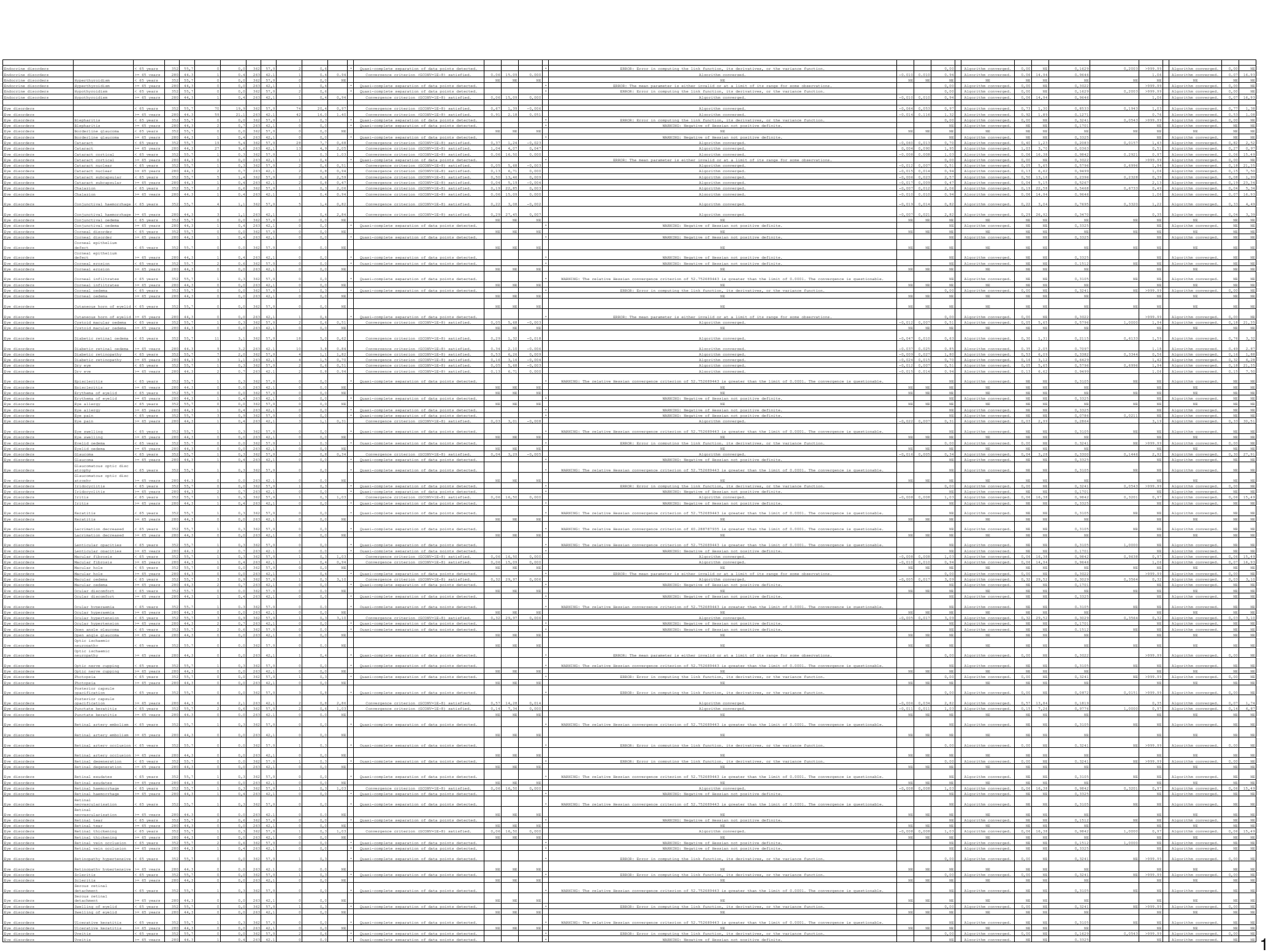

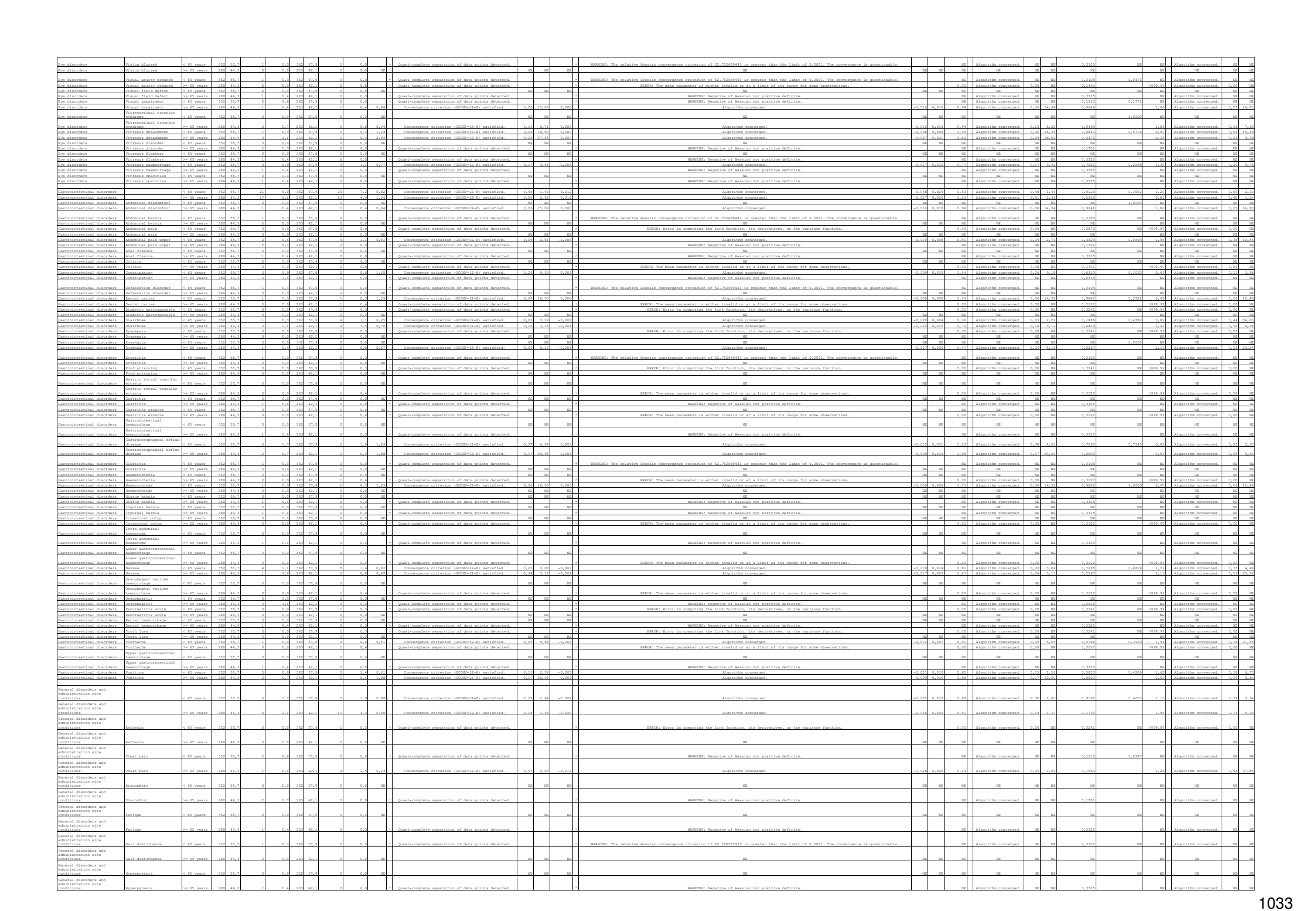

| | | |

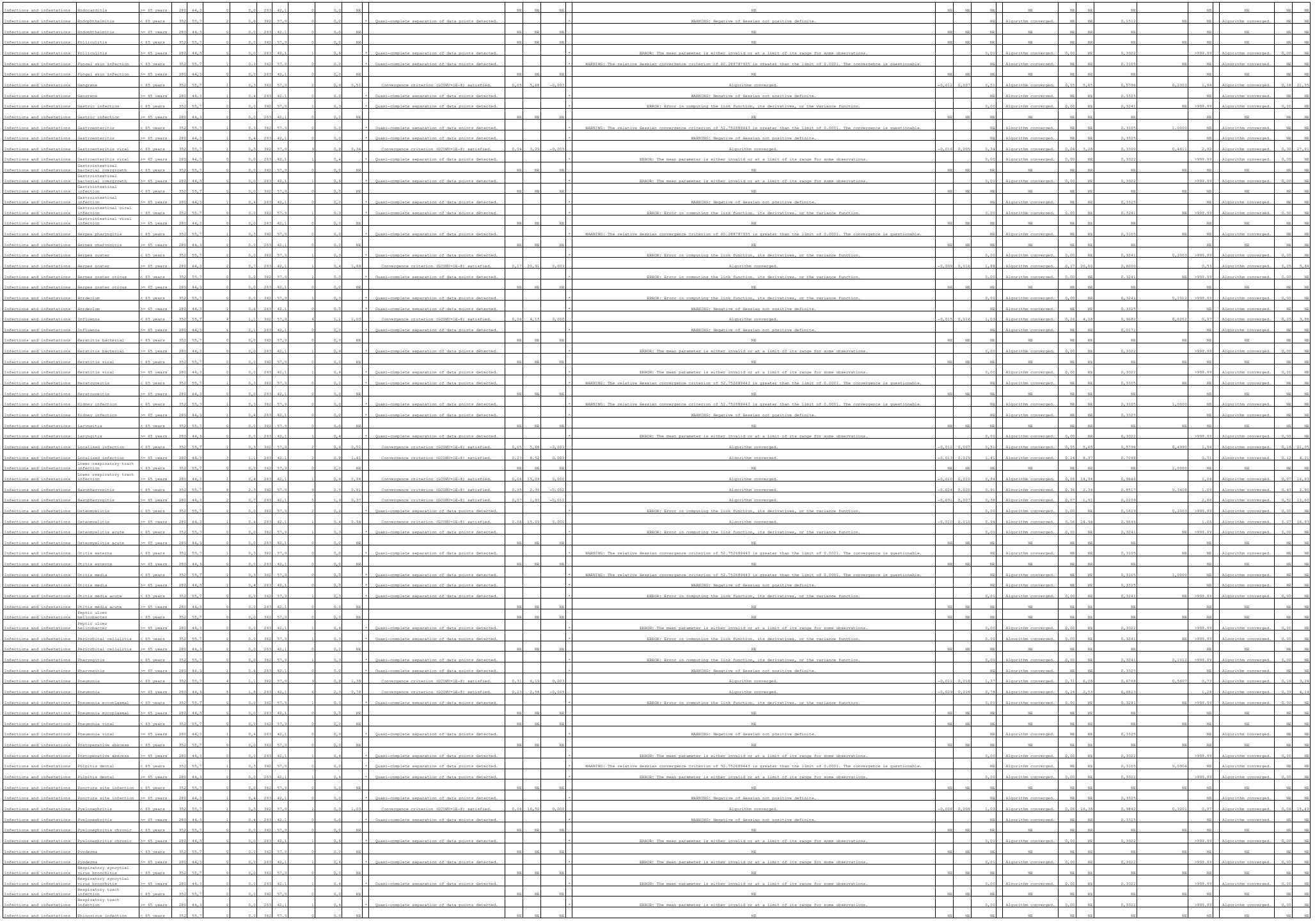

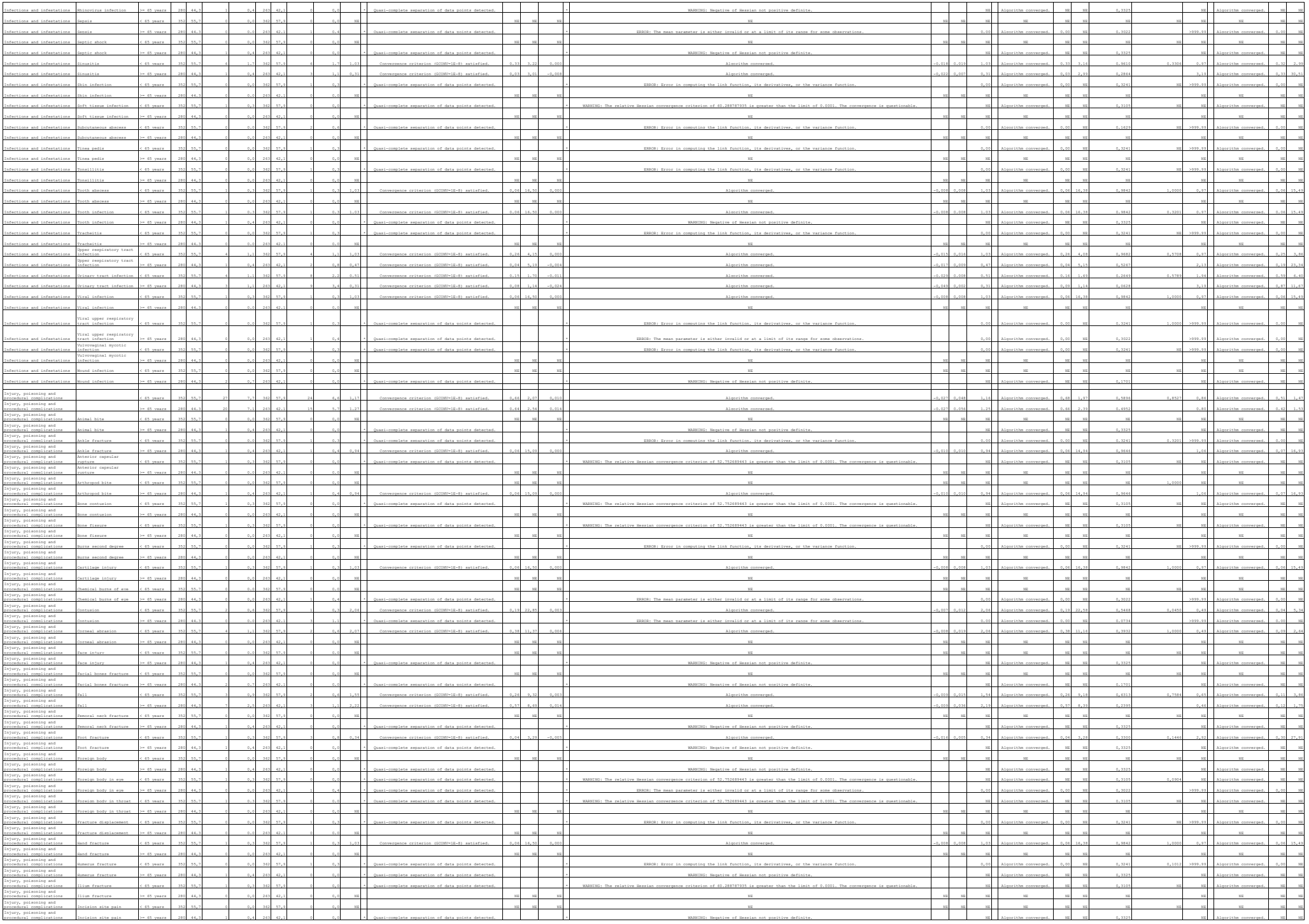

| | | |

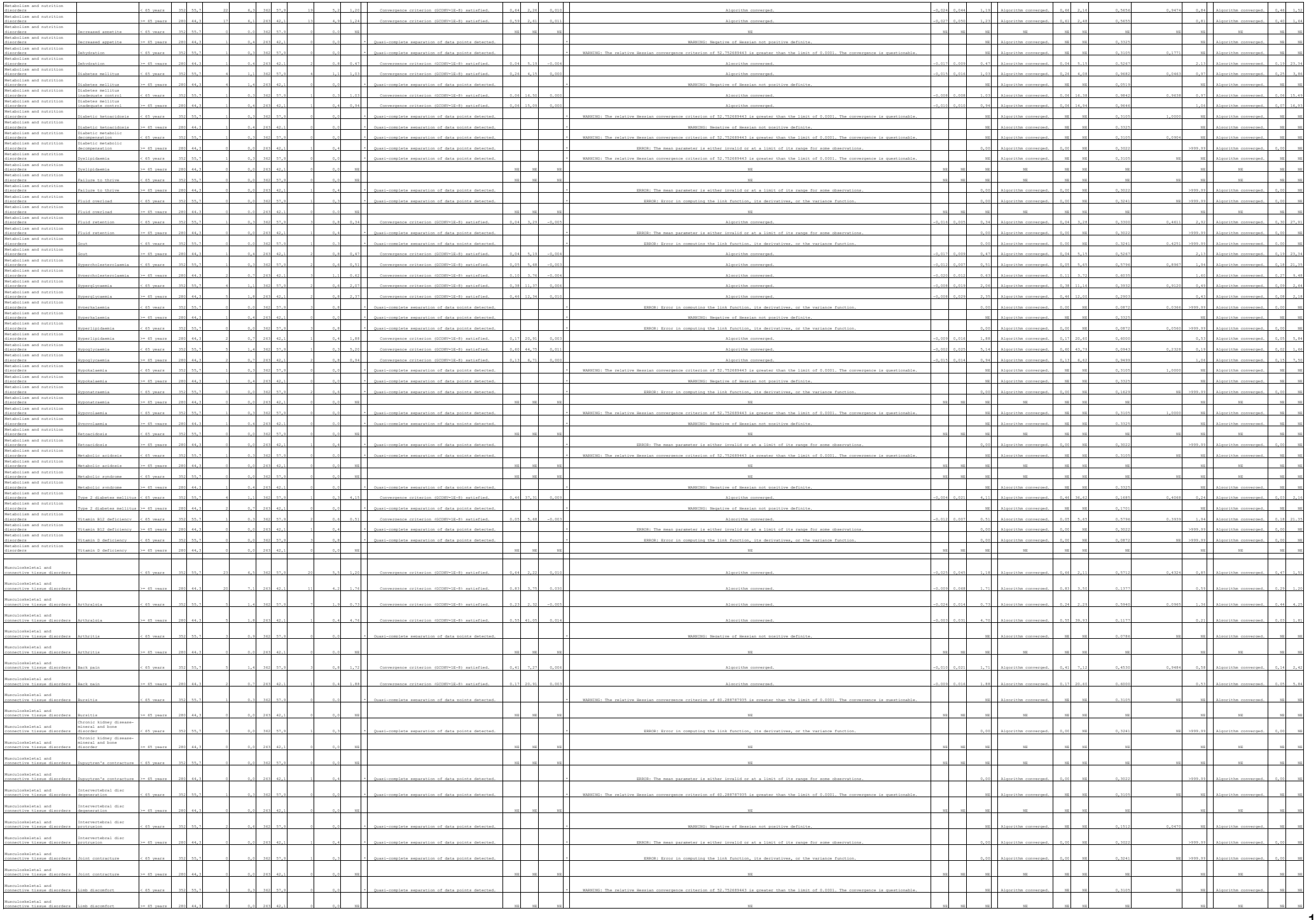

| | | |

| | | |

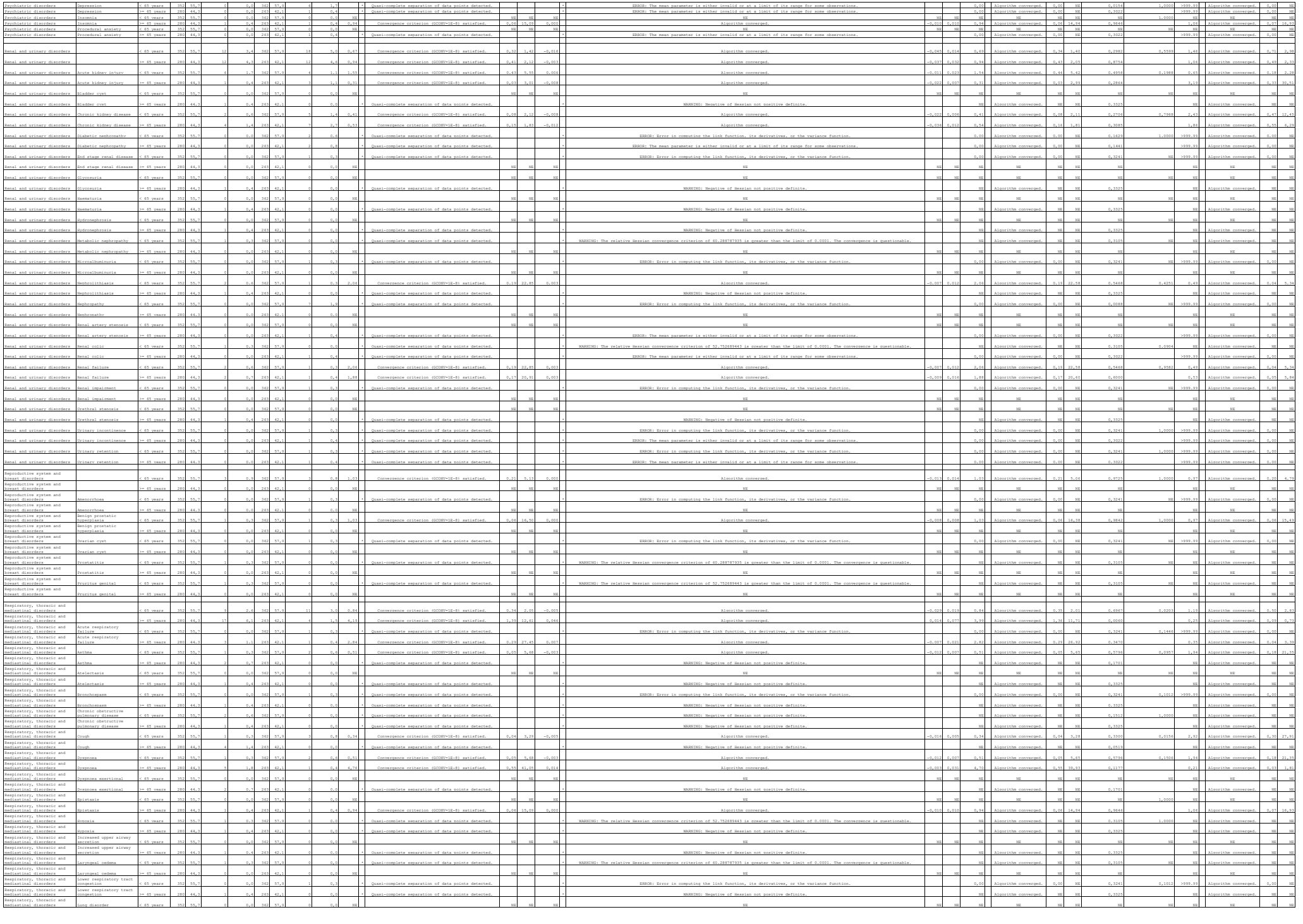

| | | |

Vascular disorders	Orthostatic hypotension	>= 65 years	280	44,3	0	0,0	263	42,1	1	0,4		*	Quasi-complete separation of data points detected.				*	ERROR: The mean parameter is either invalid or at a limit of its range for some observations.			0,00	Algorithm converged.	0,00	NE	0,3022		>999.99	Algorithm converged.	0,00	NE
Vascular disorders	Peripheral arterial occlusive disease	< 65 years	352	55,7	1	0,3	362	57,8	1	0,3	1,03		Convergence criterion (GCONV=1E-8) satisfied.	0,06	16,50	0,000		Algorithm converged.	-5,008	0,008	1,03	Algorithm converged.	0,06	16,38	0,9842	1,0000	0,97	Algorithm converged.	0,06	15,45
Vascular disorders	Peripheral arterial occlusive disease	>= 65 years	280	44,3	0	0,0	263	42,1	0	0,0	NE			NE	NE	NE		NE	NE	NE	NE	NE	NE	NE	NE	NE	NE	NE	NE	NE	NE
Vascular disorders	Peripheral artery occlusion	< 65 years	352	55,7	0	0,0	362	57,8	0	0,0	NE			NE	NE	NE		NE	NE	NE	NE	NE	NE	NE	NE	NE	NE	NE	NE	NE	NE
Vascular disorders	Peripheral artery occlusion	>= 65 years	280	44,3	0	0,0	263	42,1	1	0,4		*	Quasi-complete separation of data points detected.				*	ERROR: The mean parameter is either invalid or at a limit of its range for some observations.			0,00	Algorithm converged.	0,00	NE	0,3022		>999.99	Algorithm converged.	0,00	NE
Vascular disorders	Peripheral artery stenosis	< 65 years	352	55,7	0	0,0	362	57,8	0	0,0	NE			NE	NE	NE		NE	NE	NE	NE	NE	NE	NE	NE	1,0000	NE	NE	NE	NE	NE
Vascular disorders	Peripheral artery stenosis	>= 65 years	280	44,3	1	0,4	263	42,1	1	0,4	0,94		Convergence criterion (GCONV=1E-8) satisfied.	0,06	15,09	0,000		Algorithm converged.	-5,010	0,010	0,94	Algorithm converged.	0,06	14,94	0,9846		1,06	Algorithm converged.	0,07	16,91
Vascular disorders	Poor peripheral circulation	< 65 years	352	55,7	1	0,3	362	57,8	0	0,0		*	Quasi-complete separation of data points detected.				*	WARNING: The relative Hessian convergence criterion of 52.752689443 is greater than the limit of 0.0001. The convergence is questionable.			NE	Algorithm converged.	NE	NE	0,3105	NE	NE	Algorithm converged.	NE	NE
Vascular disorders	Poor peripheral circulation	>= 65 years	280	44,3	0	0,0	263	42,1	0	0,0	NE			NE	NE	NE		NE	NE	NE	NE	NE	NE	NE	NE	NE	NE	NE	NE	NE	NE
Vascular disorders	Thrombophlebitis	< 65 years	352	55,7	0	0,0	362	57,8	0	0,0	NE			NE	NE	NE		NE	NE	NE	NE	NE	NE	NE	NE	NE	NE	NE	NE	NE	NE
Vascular disorders	Thrombophlebitis	>= 65 years	280	44,3	0	0,0	263	42,1	1	0,4		*	Quasi-complete separation of data points detected.				*	ERROR: The mean parameter is either invalid or at a limit of its range for some observations.			0,00	Algorithm converged.	0,00	NE	0,3022		>999.99	Algorithm converged.	0,00	NE

Only AEs of highest severity are counted.
Test for interaction based on RR (Log-binomial regression)
* indicates convergence problem. Result is uninterpretable.
Clinical cut-off: YOSEMITE 01NOV2021 and RHINE 28OCT2021

Program: root/global/globalshare/morse_macros/current/prod/program/t_ae_raw_soc.sas
Output: root/clinical_studies/RO6867461/CO70122/share/ACE_pool_DME_CSR_Final/prod/output_saf_bc/t_ae_raw_soc_sg_WMODAE_SEHC_OCTNOV2021_DME.xls
15MAR2022 10:57

POPULATION: Safety-Evaluable Population B vs. C
ENRICHMENT: Moderate ABs throughout the Entire Study
MODEL: Unstratified analysis
STUDY: GR40349 & GR40398
Dichotomous Analysis by Subgroups (Safety)

Baseline BCVA ETDRS letter score

			Faricimab (PT) (N=632)				Aflibercept (N=625)				Faricimab (PT) vs. Aflibercept										Aflibercept vs. Faricimab (PT)			
			Patients		Patients with Event		Patients		Patients with Event		Odds Ratio				Absolute Risk Difference				Relative Risk				Relative Risk			
MedDRA System Organ Class	MedDRA Preferred Term	Level	n	%	n	%	n	%	n	%	Odds Ratio	Convergence Reason	95% Lower CL	95% Upper CL	Absolute Risk	Convergence Reason	95% Lower CL	95% Upper CL	Relative Risk	Convergence Reason	95% Lower CL	95% Upper CL	p-value (Cochran-Mantel-Haenszel)	Interaction Test p-value (likelihood ratio)	Relative Risk	Convergence Reason	95% Lower CL	95% Upper CL
Blood and lymphatic system disorders		< 64 letters	281	44,5	5	1,8	284	45,4	6	2,1	0,84	Convergence criterion (GCONV=1E-8) satisfied.	0,25	2,78	-0,003	Algorithm converged.	-0,026	0,019	0,84	Algorithm converged.	0,26	2,73	0,7745	0,1945	1,19	Algorithm converged.	0,37	3,85
Blood and lymphatic system disorders		>= 64 letters	349	55,2	3	0,9	341	54,6	8	2,3	0,24	Convergence criterion (GCONV=1E-8) satisfied.	0,05	1,14	-0,018	Algorithm converged.	-0,036	0,000	0,24	Algorithm converged.	0,05	1,14	0,0515		4,08	Algorithm converged.	0,88	19,14
Blood and lymphatic system disorders		Missing	2	0,3	0	0,0	0	0,0	0	0,0	NE		NE	NE	NE	NE	NE	NE	NE	NE	NE	NE	NE		NE	NE	NE	NE
Blood and lymphatic system disorders	Anaemia	< 64 letters	281	44,5	4	1,4	284	45,4	4	1,4	1,01	Convergence criterion (GCONV=1E-8) satisfied.	0,25	4,08	0,000	Algorithm converged.	-0,019	0,020	1,01	Algorithm converged.	0,26	4,00	0,9879	0,2535	0,99	Algorithm converged.	0,25	3,92
Blood and lymphatic system disorders	Anaemia	>= 64 letters	349	55,2	3	0,9	341	54,6	4	1,2	0,24	Convergence criterion (GCONV=1E-8) satisfied.	0,03	2,18	-0,009	Algorithm converged.	-0,022	0,004	0,24	Algorithm converged.	0,03	2,17	0,1702		4,00	Algorithm converged.	0,46	34,44
Blood and lymphatic system disorders	Anaemia	Missing	2	0,3	0	0,0	0	0,0	0	0,0	NE		NE	NE	NE	NE	NE	NE	NE	NE	NE	NE	NE		NE	NE	NE	NE
Blood and lymphatic system disorders	Iron deficiency anaemia	< 64 letters	281	44,5	0	0,0	284	45,4	1	0,4	*	Quasi-complete separation of data points detected.			*	ERROR: The mean parameter is either invalid or at a limit of its range for some observations.			0,00	Algorithm converged.	0,00	NE	0,3199	1,0000	>999,99	Algorithm converged.	0,00	NE
Blood and lymphatic system disorders	Iron deficiency anaemia	>= 64 letters	349	55,2	0	0,0	341	54,6	2	0,6	*	Quasi-complete separation of data points detected.			*	ERROR: Error in computing the link function, its derivatives, or the variance function.			0,00	Algorithm converged.	0,00	NE	0,1523		>999,99	Algorithm converged.	0,00	NE
Blood and lymphatic system disorders	Iron deficiency anaemia	Missing	2	0,3	0	0,0	0	0,0	0	0,0	NE		NE	NE	NE	NE	NE	NE	NE	NE	NE	NE	NE		NE	NE	NE	NE
Blood and lymphatic system disorders	Microcytic anaemia	< 64 letters	281	44,5	0	0,0	284	45,4	0	0,0	NE		NE	NE	NE	NE	NE	NE	NE	NE	NE	NE	1,0000		NE	NE	NE	NE
Blood and lymphatic system disorders	Microcytic anaemia	>= 64 letters	349	55,2	1	0,3	341	54,6	1	0,3	0,98	Convergence criterion (GCONV=1E-8) satisfied.	0,06	15,68	0,000	Algorithm converged.	-0,008	0,008	0,98	Algorithm converged.	0,06	15,56	0,9869		1,02	Algorithm converged.	0,06	16,30
Blood and lymphatic system disorders	Microcytic anaemia	Missing	2	0,3	0	0,0	0	0,0	0	0,0	NE		NE	NE	NE	NE	NE	NE	NE	NE	NE	NE	NE		NE	NE	NE	NE
Blood and lymphatic system disorders	Neutropenic anaemia	< 64 letters	281	44,5	0	0,0	284	45,4	0	0,0	NE		NE	NE	NE	NE	NE	NE	NE	NE	NE	NE	NE		NE	NE	NE	NE
Blood and lymphatic system disorders	Neutropenic anaemia	>= 64 letters	349	55,2	0	0,0	341	54,6	1	0,3	*	Quasi-complete separation of data points detected.			*	ERROR: The mean parameter is either invalid or at a limit of its range for some observations.			0,00	Algorithm converged.	0,00	NE	0,3117		>999,99	Algorithm converged.	0,00	NE
Blood and lymphatic system disorders	Neutropenic anaemia	Missing	2	0,3	0	0,0	0	0,0	0	0,0	NE		NE	NE	NE	NE	NE	NE	NE	NE	NE	NE	NE		NE	NE	NE	NE
Blood and lymphatic system disorders	Neutrophilia	< 64 letters	281	44,5	0	0,0	284	45,4	1	0,4	*	Quasi-complete separation of data points detected.			*	ERROR: The mean parameter is either invalid or at a limit of its range for some observations.			0,00	Algorithm converged.	0,00	NE	0,3199	NE	>999,99	Algorithm converged.	0,00	NE
Blood and lymphatic system disorders	Neutrophilia	>= 64 letters	349	55,2	0	0,0	341	54,6	0	0,0	NE		NE	NE	NE	NE	NE	NE	NE	NE	NE	NE	NE		NE	NE	NE	NE
Blood and lymphatic system disorders	Neutrophilia	Missing	2	0,3	0	0,0	0	0,0	0	0,0	NE		NE	NE	NE	NE	NE	NE	NE	NE	NE	NE	NE		NE	NE	NE	NE
Blood and lymphatic system disorders	Thrombocytopenia	< 64 letters	281	44,5	1	0,4	284	45,4	0	0,0	*	Quasi-complete separation of data points detected.			*	WARNING: Negative of Hessian not positive definite.			NE	Algorithm converged.	NE	NE	0,3147	NE	NE	Algorithm converged.	NE	NE
Blood and lymphatic system disorders	Thrombocytopenia	>= 64 letters	349	55,2	0	0,0	341	54,6	0	0,0	NE		NE	NE	NE	NE	NE	NE	NE	NE	NE	NE	NE		NE	NE	NE	NE
Blood and lymphatic system disorders	Thrombocytopenia	Missing	2	0,3	0	0,0	0	0,0	0	0,0	NE		NE	NE	NE	NE	NE	NE	NE	NE	NE	NE	NE		NE	NE	NE	NE
Cardiac disorders		< 64 letters	281	44,5	14	5,0	284	45,4	12	4,2	1,19	Convergence criterion (GCONV=1E-8) satisfied.	0,54	2,62	0,008	Algorithm converged.	-0,027	0,042	1,18	Algorithm converged.	0,56	2,50	0,6680	0,7640	0,85	Algorithm converged.	0,40	1,80
Cardiac disorders		>= 64 letters	349	55,2	9	2,6	341	54,6	8	2,3	0,98	Convergence criterion (GCONV=1E-8) satisfied.	0,36	2,63	-0,011	Algorithm converged.	-0,023	0,022	0,98	Algorithm converged.	0,37	2,57	0,9420		1,02	Algorithm converged.	0,39	2,72
Cardiac disorders		Missing	2	0,3	0	0,0	0	0,0	0	0,0	NE		NE	NE	NE	NE	NE	NE	NE	NE	NE	NE	NE		NE	NE	NE	NE
Cardiac disorders	Acute myocardial infarction	< 64 letters	281	44,5	0	0,0	284	45,4	2	0,7	*	Quasi-complete separation of data points detected.			*	ERROR: The mean parameter is either invalid or at a limit of its range for some observations.			0,00	Algorithm converged.	0,00	NE	0,1591	NE	>999,99	Algorithm converged.	0,00	NE
Cardiac disorders	Acute myocardial infarction	>= 64 letters	349	55,2	0	0,0	341	54,6	0	0,0	NE		NE	NE	NE	NE	NE	NE	NE	NE	NE	NE	NE		NE	NE	NE	NE
Cardiac disorders	Acute myocardial infarction	Missing	2	0,3	0	0,0	0	0,0	0	0,0	NE		NE	NE	NE	NE	NE	NE	NE	NE	NE	NE	NE		NE	NE	NE	NE
Cardiac disorders	Angina pectoris	< 64 letters	281	44,5	2	0,7	284	45,4	0	0,0	*	Convergence criterion (GCONV=1E-8) satisfied.	0,14	7,23	0,000	Algorithm converged.	-0,014	0,014	1,01	Algorithm converged.	0,14	7,19	0,9955	0,2705	0,98	Algorithm converged.	0,14	6,98
Cardiac disorders	Angina pectoris	>= 64 letters	349	55,2	0	0,0	341	54,6	1	0,3	*	Quasi-complete separation of data points detected.			*	ERROR: The mean parameter is either invalid or at a limit of its range for some observations.			0,00	Algorithm converged.	0,00	NE	0,3117		>999,99	Algorithm converged.	0,00	NE
Cardiac disorders	Angina pectoris	Missing	2	0,3	0	0,0	0	0,0	0	0,0	NE		NE	NE	NE	NE	NE	NE	NE	NE	NE	NE	NE		NE	NE	NE	NE
Cardiac disorders	Angina unstable	< 64 letters	281	44,5	0	0,0	284	45,4	0	0,0	NE		NE	NE	NE	NE	NE	NE	NE	NE	NE	NE	NE	NE	NE	NE	NE	NE
Cardiac disorders	Angina unstable	>= 64 letters	349	55,2	1	0,3	341	54,6	0	0,0	NE		NE	NE	NE	WARNING: The relative Hessian convergence criterion of 49.7545983O5 is greater than the limit of 0.0001. The convergence is questionable.			NE	Algorithm converged.	NE	NE	0,3229		NE	Algorithm converged.	NE	NE
Cardiac disorders	Angina unstable	Missing	2	0,3	0	0,0	0	0,0	0	0,0	NE		NE	NE	NE	NE	NE	NE	NE	NE	NE	NE	NE		NE	NE	NE	NE
Cardiac disorders	Aortic valve stenosis	< 64 letters	281	44,5	0	0,0	284	45,4	0	0,0	NE		NE	NE	NE	NE	NE	NE	NE	NE	NE	NE	NE	NE	NE	NE	NE	NE
Cardiac disorders	Aortic valve stenosis	>= 64 letters	349	55,2	1	0,3	341	54,6	0	0,0	*	Quasi-complete separation of data points detected.			*	WARNING: The relative Hessian convergence criterion of 49.7545983O5 is greater than the limit of 0.0001. The convergence is questionable.			NE	Algorithm converged.	NE	NE	0,3229		NE	Algorithm converged.	NE	NE
Cardiac disorders	Aortic valve stenosis	Missing	2	0,3	0	0,0	0	0,0	0	0,0	NE		NE	NE	NE	NE	NE	NE	NE	NE	NE	NE	NE		NE	NE	NE	NE
Cardiac disorders	Arrhythmia	< 64 letters	281	44,5	1	0,4	284	45,4	1	0,4	1,01	Convergence criterion (GCONV=1E-8) satisfied.	0,06	16,24	0,000	Algorithm converged.	-0,010	0,010	1,01	Algorithm converged.	0,06	16,09	0,9940	0,3112	0,99	Algorithm converged.	0,06	15,74
Cardiac disorders	Arrhythmia	>= 64 letters	349	55,2	1	0,3	341	54,6	0	0,0	*	Quasi-complete separation of data points detected.			*	WARNING: The relative Hessian convergence criterion of 49.7545983O5 is greater than the limit of 0.0001. The convergence is questionable.			NE	Algorithm converged.	NE	NE	0,3229		NE	Algorithm converged.	NE	NE
Cardiac disorders	Arrhythmia	Missing	2	0,3	0	0,0	0	0,0	0	0,0	NE		NE	NE	NE	NE	NE	NE	NE	NE	NE	NE	NE		NE	NE	NE	NE
Cardiac disorders	Arteriosclerosis coronary artery	< 64 letters	281	44,5	0	0,0	284	45,4	0	0,0	NE		NE	NE	NE	NE	NE	NE	NE	NE	NE	NE	1,0000		NE	NE	NE	NE
Cardiac disorders	Arteriosclerosis coronary artery	>= 64 letters	349	55,2	2	0,6	341	54,6	1	0,3	1,96	Convergence criterion (GCONV=1E-8) satisfied.	0,18	21,71	0,003	Algorithm converged.	-0,007	0,013	1,95	Algorithm converged.	0,18	21,43	0,5768		0,51	Algorithm converged.	0,05	5,62
Cardiac disorders	Arteriosclerosis coronary artery	Missing	2	0,3	0	0,0	0	0,0	0	0,0	NE		NE	NE	NE	NE	NE	NE	NE	NE	NE	NE	NE		NE	NE	NE	NE
Cardiac disorders	Atrial fibrillation	< 64 letters	281	44,5	1	0,4	284	45,4	0	0,0	*	Convergence criterion (GCONV=1E-8) satisfied.	0,37	11,21	0,007	Algorithm converged.	-0,010	0,024	2,22	Algorithm converged.	0,37	10,92	0,4017	1,0000	0,43	Algorithm converged.	0,09	2,48
Cardiac disorders	Atrial fibrillation	>= 64 letters	349	55,2	0	0,0	341	54,6	0	0,0	NE		NE	NE	NE	NE	NE	NE	NE	NE	NE	NE	NE		NE	NE	NE	NE
Cardiac disorders	Atrial fibrillation	Missing	2	0,3	0	0,0	0	0,0	0	0,0	NE		NE	NE	NE	NE	NE	NE	NE	NE	NE	NE	NE		NE	NE	NE	NE
Cardiac disorders	Bundle branch block right	< 64 letters	281	44,5	0	0,0	284	45,4	0	0,0	NE		NE	NE	NE	NE	NE	NE	NE	NE	NE	NE	NE	NE	NE	NE	NE	NE
Cardiac disorders	Bundle branch block right	>= 64 letters	349	55,2	1	0,3	341	54,6	0	0,0	*	Quasi-complete separation of data points detected.			*	WARNING: The relative Hessian convergence criterion of 49.7545983O5 is greater than the limit of 0.0001. The convergence is questionable.			NE	Algorithm converged.	NE	NE	0,3229		NE	Algorithm converged.	NE	NE
Cardiac disorders	Bundle branch block right	Missing	2	0,3	0	0,0	0	0,0	0	0,0	NE		NE	NE	NE	NE	NE	NE	NE	NE	NE	NE	NE		NE	NE	NE	NE
Cardiac disorders	Cardiac failure	< 64 letters	281	44,5	3	1,1	284	45,4	9	3,4	0,33	Convergence criterion (GCONV=1E-8) satisfied.	0,07	1,51	-0,007	Algorithm converged.	-0,021	0,007	0,34	Algorithm converged.	0,04	3,22	0,3213	0,5564	2,97	Algorithm converged.	0,31	28,36
Cardiac disorders	Cardiac failure	>= 64 letters	349	55,2	1	0,3	341	54,6	1	0,3	0,98	Convergence criterion (GCONV=1E-8) satisfied.	0,06	15,68	0,000	Algorithm converged.	-0,008	0,008	0,98	Algorithm converged.	0,06	15,56	0,9869		1,02	Algorithm converged.	0,06	16,30
Cardiac disorders	Cardiac failure	Missing	2	0,3	0	0,0	0	0,0	0	0,0	NE		NE	NE	NE	NE	NE	NE	NE	NE	NE	NE	NE		NE	NE	NE	NE
Cardiac disorders	Cardiac failure acute	< 64 letters	281	44,5	0	0,0	284	45,4	3	1,1	*	Quasi-complete separation of data points detected.			*	ERROR: The mean parameter is either invalid or at a limit of its range for some observations.			0,00	Algorithm converged.	0,00	NE	0,3199	NE	>999,99	Algorithm converged.	0,00	NE
Cardiac disorders	Cardiac failure acute	>= 64 letters	349	55,2	0	0,0	341	54,6	0	0,0	NE		NE	NE	NE	NE	NE	NE	NE	NE	NE	NE	NE		NE	NE	NE	NE
Cardiac disorders	Cardiac failure acute	Missing	2	0,3	0	0,0	0	0,0	0	0,0	NE		NE	NE	NE	NE	NE	NE	NE	NE	NE	NE	NE		NE	NE	NE	NE
Cardiac disorders	Cardiac failure chronic	< 64 letters	281	44,5	0	0,0	284	45,4	1	0,4	*	Quasi-complete separation of data points detected.			*	ERROR: The mean parameter is either invalid or at a limit of its range for some observations.			0,00	Algorithm converged.	0,00	NE	0,3199	0,0977	>999,99	Algorithm converged.	0,00	NE
Cardiac disorders	Cardiac failure chronic	>= 64 letters	349	55,2	1	0,3	341	54,6	0	0,0	*	Quasi-complete separation of data points detected.			*	WARNING: The relative Hessian convergence criterion of 49.7545983O5 is greater than the limit of 0.0001. The convergence is questionable.			NE	Algorithm converged.	NE	NE	0,3229		NE	Algorithm converged.	NE	NE
Cardiac disorders	Cardiac failure chronic	Missing	2	0,3	0	0,0	0	0,0	0	0,0	NE		NE	NE	NE	NE	NE	NE	NE	NE	NE	NE	NE		NE	NE	NE	NE
Cardiac disorders	Cardiac failure congestive	< 64 letters	281	44,5	3	1,1	284	45,4	4	1,4	0,76	Convergence criterion (GCONV=1E-8) satisfied.	0,17	3,41	-0,003	Algorithm converged.	-0,022	0,015	0,76	Algorithm converged.	0,17	3,36	0,7145	1,0000	1,32	Algorithm converged.	0,30	5,84
Cardiac disorders	Cardiac failure congestive	>= 64 letters	349	55,2	0	0,0	341	54,6	0	0,0	NE		NE	NE	NE	NE	NE	NE	NE	NE	NE	NE	NE		NE	NE	NE	NE
Cardiac disorders	Cardiac failure congestive	Missing	2	0,3	0	0,0	0	0,0	0	0,0	NE		NE	NE	NE	NE	NE	NE	NE	NE	NE	NE	NE		NE	NE	NE	NE
Cardiac disorders	Cardiomegaly	< 64 letters	281	44,5	1	0,4	284	45,4	1	0,4	1,01	Convergence criterion (GCONV=1E-8) satisfied.	0,06	16,24	0,000	Algorithm converged.	-0,010	0,010	1,01	Algorithm converged.	0,06	16,09	0,9940	0,3008	0,99	Algorithm converged.	0,06	15,74
Cardiac disorders	Cardiomegaly	>= 64 letters	349	55,2	0	0,0	341	54,6	1	0,3	*	Quasi-complete separation of data points detected.			*	ERROR: The mean parameter is either invalid or at a limit of its range for some observations.			0,00	Algorithm converged.	0,00	NE	0,3117		>999,99	Algorithm converged.	0,00	NE
Cardiac disorders	Cardiomegaly	Missing	2	0,3	0	0,0	0	0,0	0	0,0	NE		NE	NE	NE	NE	NE	NE	NE	NE	NE	NE	NE		NE	NE	NE	NE
Cardiac disorders	Cardiomyopathy	< 64 letters	281	44,5	1	0,4	284	45,4	0	0,0	*	Quasi-complete separation of data points detected.			*	WARNING: Negative of Hessian not positive definite.			NE	Algorithm converged.	NE	NE	0,3147	1,0000	NE	Algorithm converged.	NE	NE
Cardiac disorders	Cardiomyopathy	>= 64 letters	349	55,2	1	0,3	341	54,6	0	0,0	*	Quasi-complete separation of data points detected.			*	WARNING: The relative Hessian convergence criterion of 49.7545983O5 is greater than the limit of 0.0001. The convergence is questionable.			NE	Algorithm converged.	NE	NE	0,3229		NE	Algorithm converged.	NE	NE
Cardiac disorders	Cardiomyopathy	Missing	2	0,3	0	0,0	0	0,0	0	0,0	NE		NE	NE	NE	NE	NE	NE	NE	NE	NE	NE	NE		NE	NE	NE	NE
Cardiac disorders	Chronic left ventricular failure	< 64 letters	281	44,5	0	0,0	284	45,4	0	0,0	NE		NE	NE	NE	NE	NE	NE	NE	NE	NE	NE	NE		NE	NE	NE	NE
Cardiac disorders	Chronic left ventricular failure	>= 64 letters	349	55,2	1	0,3	341	54,6	0	0,0	*	Quasi-complete separation of data points detected.			*	WARNING: The relative Hessian convergence criterion of 49.7545983O5 is greater than the limit of 0.0001. The convergence is questionable.			NE	Algorithm converged.	NE	NE	0,3229		NE	Algorithm converged.	NE	NE
Cardiac disorders	Chronic left ventricular failure	Missing	2	0,3	0	0,0	0	0,0	0	0,0	NE		NE	NE	NE	NE	NE	NE	NE	NE	NE	NE	NE		NE	NE	NE	NE
Cardiac disorders	Congestive cardiomyopathy	< 64 letters	281	44,5	0	0,0	284	45,4	1	0,4	*	Quasi-complete separation of data points detected.			*	ERROR: The mean parameter is either invalid or at a limit of its range for some observations.			0,00	Algorithm converged.	0,00	NE	0,3199	NE	>999,99	Algorithm converged.	0,00	NE
Cardiac disorders	Congestive cardiomyopathy	>= 64 letters	349	55,2	0	0,0	341	54,6	0	0,0	NE		NE	NE	NE	NE	NE	NE	NE	NE	NE	NE	NE		NE	NE	NE	NE
Cardiac disorders	Congestive cardiomyopathy	Missing	2	0,3	0	0,0	0	0,0	0	0,0	NE		NE	NE	NE	NE	NE	NE	NE	NE	NE	NE	NE		NE	NE	NE	NE
Cardiac disorders	Coronary artery disease	< 64 letters	281	44,5	2	0,7	284	45,4	0	0,0	*	Quasi-complete separation of data points detected.			*	WARNING: Negative of Hessian not positive definite.			NE	Algorithm converged.	NE	NE	0,1547	0,0177	NE	Algorithm converged.	NE	NE
Cardiac disorders	Coronary artery disease	>= 64 letters	349	55,2	2	0,6	341	54,6	2	0,6	*	Quasi-complete separation of data points detected.			*	ERROR: The mean parameter is either invalid or at a limit of its range for some observations.			0,00	Algorithm converged.	0,00	NE	0,1522		>999,99	Algorithm converged.	0,00	NE
Cardiac disorders	Coronary artery disease	Missing	2	0,3	0	0,0	0	0,0	0	0,0	NE		NE	NE	NE	NE	NE	NE	NE	NE	NE	NE	NE		NE	NE	NE	NE
Cardiac disorders	Coronary artery occlusion	< 64 letters	281	44,5	0	0,0	284	45,4	0	0,0	NE		NE	NE	NE	NE	NE	NE	NE	NE	NE	NE	NE	NE	NE	NE	NE	NE
Cardiac disorders	Coronary artery occlusion	>= 64 letters	349	55,2	0	0,0	341	54,6	1	0,3	*	Quasi-complete separation of data points detected.			*	ERROR: The mean parameter is either invalid or at a limit of its range for some observations.			0,00	Algorithm converged.	0,00	NE	0,3117		>999,99	Algorithm converged.	0,00	NE
Cardiac disorders	Coronary artery occlusion	Missing	2	0,3	0	0,0	0	0,0	0	0,0	NE		NE	NE	NE	NE	NE	NE	NE	NE	NE	NE	NE		NE	NE	NE	NE
Cardiac disorders	Coronary artery stenosis	< 64 letters	281	44,5	0	0,0	284	45,4	0	0,0	NE		NE	NE	NE	NE	NE	NE	NE	NE	NE	NE	NE		NE	NE	NE	NE
Cardiac disorders	Coronary artery stenosis	>= 64 letters	349	55,2	0	0,0	341	54,6	1	0,3	*	Quasi-complete separation of data points detected.			*	ERROR: The mean parameter is either invalid or at a limit of its range for some observations.			0,00	Algorithm converged.	0,00	NE	0,3117		>999,99	Algorithm converged.	0,00	NE
Cardiac disorders	Coronary artery stenosis	Missing	2	0,3	0	0,0	0	0,0	0	0,0	NE		NE	NE	NE	NE	NE	NE	NE	NE	NE	NE	NE		NE	NE	NE	NE
Cardiac disorders	Hypertensive heart disease	< 64 letters	281	44,5	1	0,4	284	45,4	0	0,0	*	Quasi-complete separation of data points detected.			*	WARNING: Negative of Hessian not positive definite.			NE	Algorithm converged.	NE	NE	0,3147	NE	NE	Algorithm converged.	NE	NE
Cardiac disorders	Hypertensive heart disease	>= 64 letters	349	55,2	0	0,0	341	54,6	0	0,0	NE		NE	NE	NE	NE	NE	NE	NE	NE	NE	NE	NE		NE	NE	NE	NE
Cardiac disorders	Hypertensive heart disease	Missing	2	0,3	0	0,0	0	0,0	0	0,0	NE		NE	NE	NE	NE	NE	NE	NE	NE	NE	NE	NE		NE	NE	NE	NE
Cardiac disorders	Ischaemic cardiomyopathy	< 64 letters	281	44,5	1	0,4	284	45,4	0	0,0	*	Quasi-complete separation of data points detected.			*	WARNING: Negative of Hessian not positive definite.			NE	Algorithm converged.	NE	NE	0,3147	1,0000	NE	Algorithm converged.	NE	NE
Cardiac disorders	Ischaemic cardiomyopathy	>= 64 letters	349	55,2	1	0,3	341	54,6	0	0,0	*	Quasi-complete separation of data points detected.			*	WARNING: The relative Hessian convergence criterion of 49.7545983O5 is greater than the limit of 0.0001. The convergence is questionable.			NE	Algorithm converged.	NE	NE	0,3229		NE	Algorithm converged.	NE	NE
Cardiac disorders	Ischaemic cardiomyopathy	Missing	2	0,3	0	0,0	0	0,0	0	0,0	NE		NE	NE	NE	NE	NE	NE	NE	NE	NE	NE	NE		NE	NE	NE	NE
Cardiac disorders	Left ventricular failure	< 64 letters	281	44,5	2	0,7	284	45,4	0	0,0	*	Quasi-complete separation of data points detected.			*	WARNING: Negative of Hessian not positive definite.			NE	Algorithm converged.	NE	NE	0,1547	1,0000	NE	Algorithm converged.	NE	NE
Cardiac disorders	Left ventricular failure	>= 64 letters	349	55,2	1	0,3	341	54,6	0	0,0	*	Quasi-complete separation of data points detected.			*	WARNING: The relative Hessian convergence criterion of 53.0717571525 is greater than the limit of 0.0001. The convergence is questionable.			NE	Algorithm converged.	NE	NE	0,3229		NE	Algorithm converged.	NE	NE

| | | |

| | | |

| | | |

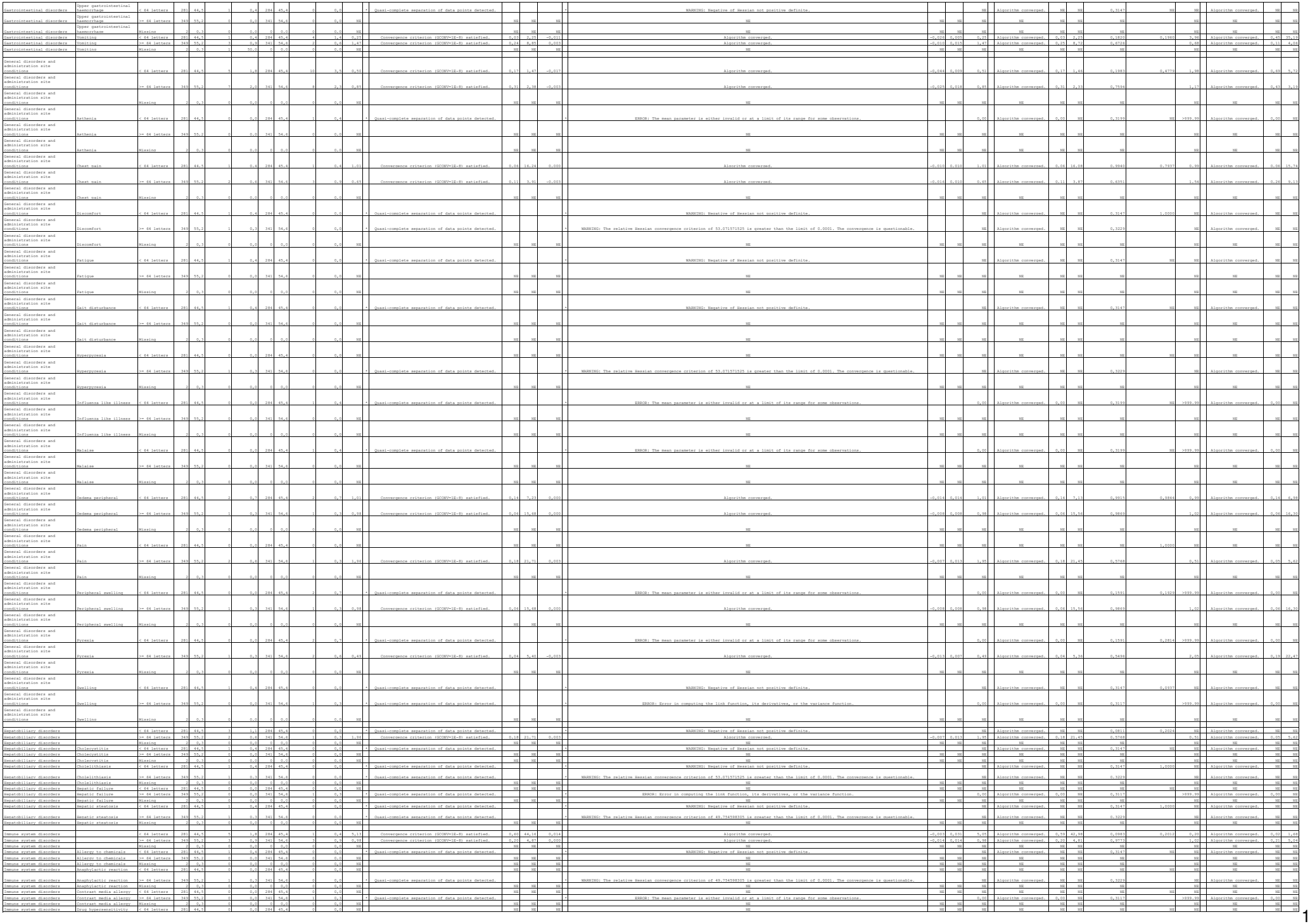

| | | |

| | | |

| | | |

Infections and infestations	Wound infection	>= 64 letters	349	55,2	2	0,6	341	54,6	0	0,0		*	Quasi-complete separation of data points detected.				*	WARNING: Negative of Hessian not positive definite.			NE		Algorithm converged.	NE	NE	0,1618		NE		Algorithm converged.	NE	NE
Infections and infestations	Wound infection	Missing	2	0,3	0	0,0	0	0,0	0	0,0	NE			NE	NE	NE		NE	NE	NE	NE		NE	NE	NE	NE		NE		NE	NE	NE
Injury, poisoning and procedural complications		< 64 letters	281	44,5	20	7,1	284	45,4	18	6,3	1,13		Convergence criterion (GCONV=1E-8) satisfied.	0,59	2,19	0,008		Algorithm converged.	-0,034	0,049	1,12		Algorithm converged.	0,61	2,08	0,7118	0,7900	0,89		Algorithm converged.	0,48	1,65
Injury, poisoning and procedural complications		>= 64 letters	349	55,2	27	7,7	341	54,6	21	6,2	1,28		Convergence criterion (GCONV=1E-8) satisfied.	0,71	2,31	0,016		Algorithm converged.	-0,022	0,054	1,26		Algorithm converged.	0,72	2,18	0,4156		0,80		Algorithm converged.	0,46	1,38
Injury, poisoning and procedural complications		Missing	2	0,3	0	0,0	0	0,0	0	0,0	NE			NE	NE	NE		NE	NE	NE	NE		NE	NE	NE	NE		NE		NE	NE	NE
Injury, poisoning and procedural complications	Animal bite	< 64 letters	281	44,5	0	0,0	284	45,4	0	0,0	NE			NE	NE	NE		NE	NE	NE	NE		NE	NE	NE	NE	NE	NE		NE	NE	NE
Injury, poisoning and procedural complications	Animal bite	>= 64 letters	349	55,2	1	0,3	341	54,6	0	0,0		*	Quasi-complete separation of data points detected.				*	WARNING: The relative Hessian convergence criterion of 49.754598305 is greater than the limit of 0.0001. The convergence is questionable.			NE		Algorithm converged.	NE	NE	0,3229		NE		Algorithm converged.	NE	NE
Injury, poisoning and procedural complications	Animal bite	Missing	2	0,3	0	0,0	0	0,0	0	0,0	NE			NE	NE	NE		NE	NE	NE	NE		NE	NE	NE	NE		NE		NE	NE	NE
Injury, poisoning and procedural complications	Ankle fracture	< 64 letters	281	44,5	0	0,0	284	45,4	0	0,0	NE			NE	NE	NE		NE	NE	NE	NE		NE	NE	NE	NE	1,0000	NE		NE	NE	NE
Injury, poisoning and procedural complications	Ankle fracture	>= 64 letters	349	55,2	1	0,3	341	54,6	2	0,6	0,49		Convergence criterion (GCONV=1E-8) satisfied.	0,04	5,40	-0,003		Algorithm converged.	-0,013	0,007	0,49		Algorithm converged.	0,04	5,36	0,5496		2,05		Algorithm converged.	0,19	22,47
Injury, poisoning and procedural complications	Ankle fracture	Missing	2	0,3	0	0,0	0	0,0	0	0,0	NE			NE	NE	NE		NE	NE	NE	NE		NE	NE	NE	NE		NE		NE	NE	NE
Injury, poisoning and procedural complications	Anterior capsular rupture	< 64 letters	281	44,5	1	0,4	284	45,4	0	0,0		*	Quasi-complete separation of data points detected.				*	WARNING: Negative of Hessian not positive definite.			NE		Algorithm converged.	NE	NE	0,3147	NE	NE		Algorithm converged.	NE	NE
Injury, poisoning and procedural complications	Anterior capsular rupture	>= 64 letters	349	55,2	0	0,0	341	54,6	0	0,0	NE			NE	NE	NE		NE	NE	NE	NE		NE	NE	NE	NE		NE		NE	NE	NE
Injury, poisoning and procedural complications	Anterior capsular rupture	Missing	2	0,3	0	0,0	0	0,0	0	0,0	NE			NE	NE	NE		NE	NE	NE	NE		NE	NE	NE	NE		NE		NE	NE	NE
Injury, poisoning and procedural complications	Arthropod bite	< 64 letters	281	44,5	0	0,0	284	45,4	0	0,0	NE			NE	NE	NE		NE	NE	NE	NE		NE	NE	NE	NE	1,0000	NE		NE	NE	NE
Injury, poisoning and procedural complications	Arthropod bite	>= 64 letters	349	55,2	1	0,3	341	54,6	1	0,3	0,98		Convergence criterion (GCONV=1E-8) satisfied.	0,06	15,68	0,000		Algorithm converged.	-0,008	0,008	0,98		Algorithm converged.	0,06	15,56	0,9869		1,02		Algorithm converged.	0,06	16,30
Injury, poisoning and procedural complications	Arthropod bite	Missing	2	0,3	0	0,0	0	0,0	0	0,0	NE			NE	NE	NE		NE	NE	NE	NE		NE	NE	NE	NE		NE		NE	NE	NE
Injury, poisoning and procedural complications	Bone contusion	< 64 letters	281	44,5	1	0,4	284	45,4	0	0,0		*	Quasi-complete separation of data points detected.				*	WARNING: Negative of Hessian not positive definite.			NE		Algorithm converged.	NE	NE	0,3147	NE	NE		Algorithm converged.	NE	NE
Injury, poisoning and procedural complications	Bone contusion	>= 64 letters	349	55,2	0	0,0	341	54,6	0	0,0	NE			NE	NE	NE		NE	NE	NE	NE		NE	NE	NE	NE		NE		NE	NE	NE
Injury, poisoning and procedural complications	Bone contusion	Missing	2	0,3	0	0,0	0	0,0	0	0,0	NE			NE	NE	NE		NE	NE	NE	NE		NE	NE	NE	NE		NE		NE	NE	NE
Injury, poisoning and procedural complications	Bone fissure	< 64 letters	281	44,5	1	0,4	284	45,4	0	0,0		*	Quasi-complete separation of data points detected.				*	WARNING: Negative of Hessian not positive definite.			NE		Algorithm converged.	NE	NE	0,3147	NE	NE		Algorithm converged.	NE	NE
Injury, poisoning and procedural complications	Bone fissure	>= 64 letters	349	55,2	0	0,0	341	54,6	0	0,0	NE			NE	NE	NE		NE	NE	NE	NE		NE	NE	NE	NE		NE		NE	NE	NE
Injury, poisoning and procedural complications	Bone fissure	Missing	2	0,3	0	0,0	0	0,0	0	0,0	NE			NE	NE	NE		NE	NE	NE	NE		NE	NE	NE	NE		NE		NE	NE	NE
Injury, poisoning and procedural complications	Burns second degree	< 64 letters	281	44,5	0	0,0	284	45,4	1	0,4		*	Quasi-complete separation of data points detected.				*	ERROR: The mean parameter is either invalid or at a limit of its range for some observations.			0,00		Algorithm converged.	0,00	NE	0,3199	NE	>999.99		Algorithm converged.	0,00	NE
Injury, poisoning and procedural complications	Burns second degree	>= 64 letters	349	55,2	0	0,0	341	54,6	0	0,0	NE			NE	NE	NE		NE	NE	NE	NE		NE	NE	NE	NE		NE		NE	NE	NE
Injury, poisoning and procedural complications	Burns second degree	Missing	2	0,3	0	0,0	0	0,0	0	0,0	NE			NE	NE	NE		NE	NE	NE	NE		NE	NE	NE	NE		NE		NE	NE	NE
Injury, poisoning and procedural complications	Cartilage injury	< 64 letters	281	44,5	1	0,4	284	45,4	0	0,0		*	Quasi-complete separation of data points detected.				*	WARNING: Negative of Hessian not positive definite.			NE		Algorithm converged.	NE	NE	0,3147	0,0937	NE		Algorithm converged.	NE	NE
Injury, poisoning and procedural complications	Cartilage injury	>= 64 letters	349	55,2	0	0,0	341	54,6	1	0,3		*	Quasi-complete separation of data points detected.				*	ERROR: Error in computing the link function, its derivatives, or the variance function.			0,00		Algorithm converged.	0,00	NE	0,3117		>999.99		Algorithm converged.	0,00	NE
Injury, poisoning and procedural complications	Cartilage injury	Missing	2	0,3	0	0,0	0	0,0	0	0,0	NE			NE	NE	NE		NE	NE	NE	NE		NE	NE	NE	NE		NE		NE	NE	NE
Injury, poisoning and procedural complications	Chemical burns of eye	< 64 letters	281	44,5	0	0,0	284	45,4	0	0,0	NE			NE	NE	NE		NE	NE	NE	NE		NE	NE	NE	NE	NE	NE		NE	NE	NE
Injury, poisoning and procedural complications	Chemical burns of eye	>= 64 letters	349	55,2	0	0,0	341	54,6	1	0,3		*	Quasi-complete separation of data points detected.				*	ERROR: Error in computing the link function, its derivatives, or the variance function.			0,00		Algorithm converged.	0,00	NE	0,3117		>999.99		Algorithm converged.	0,00	NE
Injury, poisoning and procedural complications	Chemical burns of eye	Missing	2	0,3	0	0,0	0	0,0	0	0,0	NE			NE	NE	NE		NE	NE	NE	NE		NE	NE	NE	NE		NE		NE	NE	NE
Injury, poisoning and procedural complications	Contusion	< 64 letters	281	44,5	1	0,4	284	45,4	2	0,7	0,50		Convergence criterion (GCONV=1E-8) satisfied.	0,05	5,59	-0,003		Algorithm converged.	-0,015	0,008	0,51		Algorithm converged.	0,05	5,54	0,5692	0,9844	1,98		Algorithm converged.	0,18	21,70
Injury, poisoning and procedural complications	Contusion	>= 64 letters	349	55,2	1	0,3	341	54,6	2	0,6	0,49		Convergence criterion (GCONV=1E-8) satisfied.	0,04	5,40	-0,003		Algorithm converged.	-0,013	0,007	0,49		Algorithm converged.	0,04	5,36	0,5496		2,05		Algorithm converged.	0,19	22,47
Injury, poisoning and procedural complications	Contusion	Missing	2	0,3	0	0,0	0	0,0	0	0,0	NE			NE	NE	NE		NE	NE	NE	NE		NE	NE	NE	NE		NE		NE	NE	NE
Injury, poisoning and procedural complications	Corneal abrasion	< 64 letters	281	44,5	3	1,1	284	45,4	2	0,7	1,52		Convergence criterion (GCONV=1E-8) satisfied.	0,25	9,17	0,004		Algorithm converged.	-0,012	0,019	1,52		Algorithm converged.	0,26	9,00	0,6450	0,3463	0,66		Algorithm converged.	0,11	3,92
Injury, poisoning and procedural complications	Corneal abrasion	>= 64 letters	349	55,2	1	0,3	341	54,6	0	0,0		*	Quasi-complete separation of data points detected.				*	WARNING: The relative Hessian convergence criterion of 49.754598305 is greater than the limit of 0.0001. The convergence is questionable.			NE		Algorithm converged.	NE	NE	0,3229		NE		Algorithm converged.	NE	NE
Injury, poisoning and procedural complications	Corneal abrasion	Missing	2	0,3	0	0,0	0	0,0	0	0,0	NE			NE	NE	NE		NE	NE	NE	NE		NE	NE	NE	NE		NE		NE	NE	NE
Injury, poisoning and procedural complications	Face injury	< 64 letters	281	44,5	0	0,0	284	45,4	0	0,0	NE			NE	NE	NE		NE	NE	NE	NE		NE	NE	NE	NE	NE	NE		NE	NE	NE
Injury, poisoning and procedural complications	Face injury	>= 64 letters	349	55,2	1	0,3	341	54,6	0	0,0		*	Quasi-complete separation of data points detected.				*	WARNING: The relative Hessian convergence criterion of 49.754598305 is greater than the limit of 0.0001. The convergence is questionable.			NE		Algorithm converged.	NE	NE	0,3229		NE		Algorithm converged.	NE	NE
Injury, poisoning and procedural complications	Face injury	Missing	2	0,3	0	0,0	0	0,0	0	0,0	NE			NE	NE	NE		NE	NE	NE	NE		NE	NE	NE	NE		NE		NE	NE	NE
Injury, poisoning and procedural complications	Facial bones fracture	< 64 letters	281	44,5	0	0,0	284	45,4	0	0,0	NE			NE	NE	NE		NE	NE	NE	NE		NE	NE	NE	NE	NE	NE		NE	NE	NE
Injury, poisoning and procedural complications	Facial bones fracture	>= 64 letters	349	55,2	2	0,6	341	54,6	0	0,0		*	Quasi-complete separation of data points detected.				*	WARNING: Negative of Hessian not positive definite.			NE		Algorithm converged.	NE	NE	0,1618		NE		Algorithm converged.	NE	NE
Injury, poisoning and procedural complications	Facial bones fracture	Missing	2	0,3	0	0,0	0	0,0	0	0,0	NE			NE	NE	NE		NE	NE	NE	NE		NE	NE	NE	NE		NE		NE	NE	NE
Injury, poisoning and procedural complications	Fall	< 64 letters	281	44,5	2	0,7	284	45,4	1	0,4	2,03		Convergence criterion (GCONV=1E-8) satisfied.	0,18	22,50	0,004		Algorithm converged.	-0,008	0,016	2,02		Algorithm converged.	0,18	22,17	0,5568	0,9802	0,49		Algorithm converged.	0,05	5,43
Injury, poisoning and procedural complications	Fall	>= 64 letters	349	55,2	8	2,3	341	54,6	4	1,2	1,98		Convergence criterion (GCONV=1E-8) satisfied.	0,59	6,63	0,011		Algorithm converged.	-0,008	0,031	1,95		Algorithm converged.	0,59	6,43	0,2612		0,51		Algorithm converged.	0,16	1,68
Injury, poisoning and procedural complications	Fall	Missing	2	0,3	0	0,0	0	0,0	0	0,0	NE			NE	NE	NE		NE	NE	NE	NE		NE	NE	NE	NE		NE		NE	NE	NE
Injury, poisoning and procedural complications	Femoral neck fracture	< 64 letters	281	44,5	1	0,4	284	45,4	0	0,0		*	Quasi-complete separation of data points detected.				*	WARNING: Negative of Hessian not positive definite.			NE		Algorithm converged.	NE	NE	0,3147	NE	NE		Algorithm converged.	NE	NE
Injury, poisoning and procedural complications	Femoral neck fracture	>= 64 letters	349	55,2	0	0,0	341	54,6	0	0,0	NE			NE	NE	NE		NE	NE	NE	NE		NE	NE	NE	NE		NE		NE	NE	NE
Injury, poisoning and procedural complications	Femoral neck fracture	Missing	2	0,3	0	0,0	0	0,0	0	0,0	NE			NE	NE	NE		NE	NE	NE	NE		NE	NE	NE	NE		NE		NE	NE	NE
Injury, poisoning and procedural complications	Foot fracture	< 64 letters	281	44,5	1	0,4	284	45,4	0	0,0		*	Quasi-complete separation of data points detected.				*	WARNING: Negative of Hessian not positive definite.			NE		Algorithm converged.	NE	NE	0,3147	0,1313	NE		Algorithm converged.	NE	NE
Injury, poisoning and procedural complications	Foot fracture	>= 64 letters	349	55,2	1	0,3	341	54,6	3	0,9	0,32		Convergence criterion (GCONV=1E-8) satisfied.	0,03	3,13	-0,006		Algorithm converged.	-0,017	0,005	0,33		Algorithm converged.	0,03	3,12	0,3051		3,07		Algorithm converged.	0,32	29,37
Injury, poisoning and procedural complications	Foot fracture	Missing	2	0,3	0	0,0	0	0,0	0	0,0	NE			NE	NE	NE		NE	NE	NE	NE		NE	NE	NE	NE		NE		NE	NE	NE
Injury, poisoning and procedural complications	Foreign body	< 64 letters	281	44,5	0	0,0	284	45,4	0	0,0	NE			NE	NE	NE		NE	NE	NE	NE		NE	NE	NE	NE	NE	NE		NE	NE	NE
Injury, poisoning and procedural complications	Foreign body	>= 64 letters	349	55,2	1	0,3	341	54,6	0	0,0		*	Quasi-complete separation of data points detected.				*	WARNING: The relative Hessian convergence criterion of 49.754598305 is greater than the limit of 0.0001. The convergence is questionable.			NE		Algorithm converged.	NE	NE	0,3229		NE		Algorithm converged.	NE	NE
Injury, poisoning and procedural complications	Foreign body	Missing	2	0,3	0	0,0	0	0,0	0	0,0	NE			NE	NE	NE		NE	NE	NE	NE		NE	NE	NE	NE		NE		NE	NE	NE
Injury, poisoning and procedural complications	Foreign body in eye	< 64 letters	281	44,5	0	0,0	284	45,4	1	0,4		*	Quasi-complete separation of data points detected.				*	ERROR: The mean parameter is either invalid or at a limit of its range for some observations.			0,00		Algorithm converged.	0,00	NE	0,3199	0,0977	>999.99		Algorithm converged.	0,00	NE
Injury, poisoning and procedural complications	Foreign body in eye	>= 64 letters	349	55,2	1	0,3	341	54,6	0	0,0		*	Quasi-complete separation of data points detected.				*	WARNING: The relative Hessian convergence criterion of 49.754598305 is greater than the limit of 0.0001. The convergence is questionable.			NE		Algorithm converged.	NE	NE	0,3229		NE		Algorithm converged.	NE	NE
Injury, poisoning and procedural complications	Foreign body in eye	Missing	2	0,3	0	0,0	0	0,0	0	0,0	NE			NE	NE	NE		NE	NE	NE	NE		NE	NE	NE	NE		NE		NE	NE	NE
Injury, poisoning and procedural complications	Foreign body in throat	< 64 letters	281	44,5	0	0,0	284	45,4	0	0,0	NE			NE	NE	NE		NE	NE	NE	NE		NE	NE	NE	NE	NE	NE		NE	NE	NE
Injury, poisoning and procedural complications	Foreign body in throat	>= 64 letters	349	55,2	1	0,3	341	54,6	0	0,0		*	Quasi-complete separation of data points detected.				*	WARNING: The relative Hessian convergence criterion of 49.754598305 is greater than the limit of 0.0001. The convergence is questionable.			NE		Algorithm converged.	NE	NE	0,3229		NE		Algorithm converged.	NE	NE
Injury, poisoning and procedural complications	Foreign body in throat	Missing	2	0,3	0	0,0	0	0,0	0	0,0	NE			NE	NE	NE		NE	NE	NE	NE		NE	NE	NE	NE		NE		NE	NE	NE
Injury, poisoning and procedural complications	Fracture displacement	< 64 letters	281	44,5	0	0,0	284	45,4	1	0,4		*	Quasi-complete separation of data points detected.				*	ERROR: The mean parameter is either invalid or at a limit of its range for some observations.			0,00		Algorithm converged.	0,00	NE	0,3199	NE	>999.99		Algorithm converged.	0,00	NE
Injury, poisoning and procedural complications	Fracture displacement	>= 64 letters	349	55,2	0	0,0	341	54,6	0	0,0	NE			NE	NE	NE		NE	NE	NE	NE		NE	NE	NE	NE		NE		NE	NE	NE
Injury, poisoning and procedural complications	Fracture displacement	Missing	2	0,3	0	0,0	0	0,0	0	0,0	NE			NE	NE	NE		NE	NE	NE	NE		NE	NE	NE	NE		NE		NE	NE	NE
Injury, poisoning and procedural complications	Hand fracture	< 64 letters	281	44,5	0	0,0	284	45,4	0	0,0	NE			NE	NE	NE		NE	NE	NE	NE		NE	NE	NE	NE	1,0000	NE		NE	NE	NE
Injury, poisoning and procedural complications	Hand fracture	>= 64 letters	349	55,2	1	0,3	341	54,6	1	0,3	0,98		Convergence criterion (GCONV=1E-8) satisfied.	0,06	15,68	0,000		Algorithm converged.	-0,008	0,008	0,98		Algorithm converged.	0,06	15,56	0,9869		1,02		Algorithm converged.	0,06	16,30
Injury, poisoning and procedural complications	Hand fracture	Missing	2	0,3	0	0,0	0	0,0	0	0,0	NE			NE	NE	NE		NE	NE	NE	NE		NE	NE	NE	NE		NE		NE	NE	NE
Injury, poisoning and procedural complications	Humerus fracture	< 64 letters	281	44,5	1	0,4	284	45,4	0	0,0		*	Quasi-complete separation of data points detected.				*	WARNING: Negative of Hessian not positive definite.			NE		Algorithm converged.	NE	NE	0,3147	0,0937	NE		Algorithm converged.	NE	NE
Injury, poisoning and procedural complications	Humerus fracture	>= 64 letters	349	55,2	0	0,0	341	54,6	1	0,3		*	Quasi-complete separation of data points detected.				*	ERROR: The mean parameter is either invalid or at a limit of its range for some observations.			0,00		Algorithm converged.	0,00	NE	0,3117		>999.99		Algorithm converged.	0,00	NE
Injury, poisoning and procedural complications	Humerus fracture	Missing	2	0,3	0	0,0	0	0,0	0	0,0	NE			NE	NE	NE		NE	NE	NE	NE		NE	NE	NE	NE		NE		NE	NE	NE
Injury, poisoning and procedural complications	Ilium fracture	< 64 letters	281	44,5	0	0,0	284	45,4	0	0,0	NE			NE	NE	NE		NE	NE	NE	NE		NE	NE	NE	NE	NE	NE		NE	NE	NE
Injury, poisoning and procedural complications	Ilium fracture	>= 64 letters	349	55,2	1	0,3	341	54,6	0	0,0		*	Quasi-complete separation of data points detected.				*	WARNING: The relative Hessian convergence criterion of 49.754598305 is greater than the limit of 0.0001. The convergence is questionable.			NE		Algorithm converged.	NE	NE	0,3229		NE		Algorithm converged.	NE	NE
Injury, poisoning and procedural complications	Ilium fracture	Missing	2	0,3	0	0,0	0	0,0	0	0,0	NE			NE	NE	NE		NE	NE	NE	NE		NE	NE	NE	NE		NE		NE	NE	NE
Injury, poisoning and procedural complications	Incision site pain	< 64 letters	281	44,5	1	0,4	284	45,4	0	0,0		*	Quasi-complete separation of data points detected.				*	WARNING: Negative of Hessian not positive definite.			NE		Algorithm converged.	NE	NE	0,3147	NE	NE		Algorithm converged.	NE	NE
Injury, poisoning and procedural complications	Incision site pain	>= 64 letters	349	55,2	0	0,0	341	54,6	0	0,0	NE			NE	NE	NE		NE	NE	NE	NE		NE	NE	NE	NE		NE		NE	NE	NE
Injury, poisoning and procedural complications	Incision site pain	Missing	2	0,3	0	0,0	0	0,0	0	0,0	NE			NE	NE	NE		NE	NE	NE	NE		NE	NE	NE	NE		NE		NE	NE	NE
Injury, poisoning and procedural complications	Ligament rupture	< 64 letters	281	44,5	0	0,0	284	45,4	0	0,0	NE			NE	NE	NE		NE	NE	NE	NE		NE	NE	NE	NE	NE	NE		NE	NE	NE
Injury, poisoning and procedural complications	Ligament rupture	>= 64 letters	349	55,2	0	0,0	341	54,6	1	0,3		*	Quasi-complete separation of data points detected.				*	ERROR: The mean parameter is either invalid or at a limit of its range for some observations.			0,00		Algorithm converged.	0,00	NE	0,3117		>999.99		Algorithm converged.	0,00	NE
Injury, poisoning and procedural complications	Ligament rupture	Missing	2	0,3	0	0,0	0	0,0	0	0,0	NE			NE	NE	NE		NE	NE	NE	NE		NE	NE	NE	NE		NE		NE	NE	NE
Injury, poisoning and procedural complications	Ligament sprain	< 64 letters	281	44,5	0	0,0	284	45,4	1	0,4		*	Quasi-complete separation of data points detected.				*	ERROR: The mean parameter is either invalid or at a limit of its range for some observations.			0,00		Algorithm converged.	0,00	NE	0,3199	1,0000	>999.99		Algorithm converged.	0,00	NE
Injury, poisoning and procedural complications	Ligament sprain	>= 64 letters	349	55,2	0	0,0	341	54,6	1	0,3		*	Quasi-complete separation of data points detected.				*	ERROR: Error in computing the link function, its derivatives, or the variance function.			0,00		Algorithm converged.	0,00	NE	0,3117		>999.99		Algorithm converged.	0,00	NE
Injury, poisoning and procedural complications	Ligament sprain	Missing	2	0,3	0	0,0	0	0,0	0	0,0	NE			NE	NE	NE		NE	NE	NE	NE		NE	NE	NE	NE		NE		NE	NE	NE
Injury, poisoning and procedural complications	Limb injury	< 64 letters	281	44,5	1	0,4	284	45,4	2	0,7	0,50		Convergence criterion (GCONV=1E-8) satisfied.	0,05	5,59	-0,003		Algorithm converged.	-0,015	0,008	0,51		Algorithm converged.	0,05	5,54	0,5692	0,7229	1,98		Algorithm converged.	0,18	21,70
Injury, poisoning and procedural complications	Limb injury	>= 64 letters	349	55,2	1	0,3	341	54,6	1	0,3	0,98		Convergence criterion (GCONV=1E-8) satisfied.	0,06	15,68	0,000		Algorithm converged.	-0,008	0,008	0,98		Algorithm converged.	0,06	15,56	0,9869		1,02		Algorithm converged.	0,06	16,30
Injury, poisoning and procedural complications	Limb injury	Missing	2	0,3	0	0,0	0	0,0	0	0,0	NE			NE	NE	NE		NE	NE	NE	NE		NE	NE	NE	NE		NE		NE	NE	NE

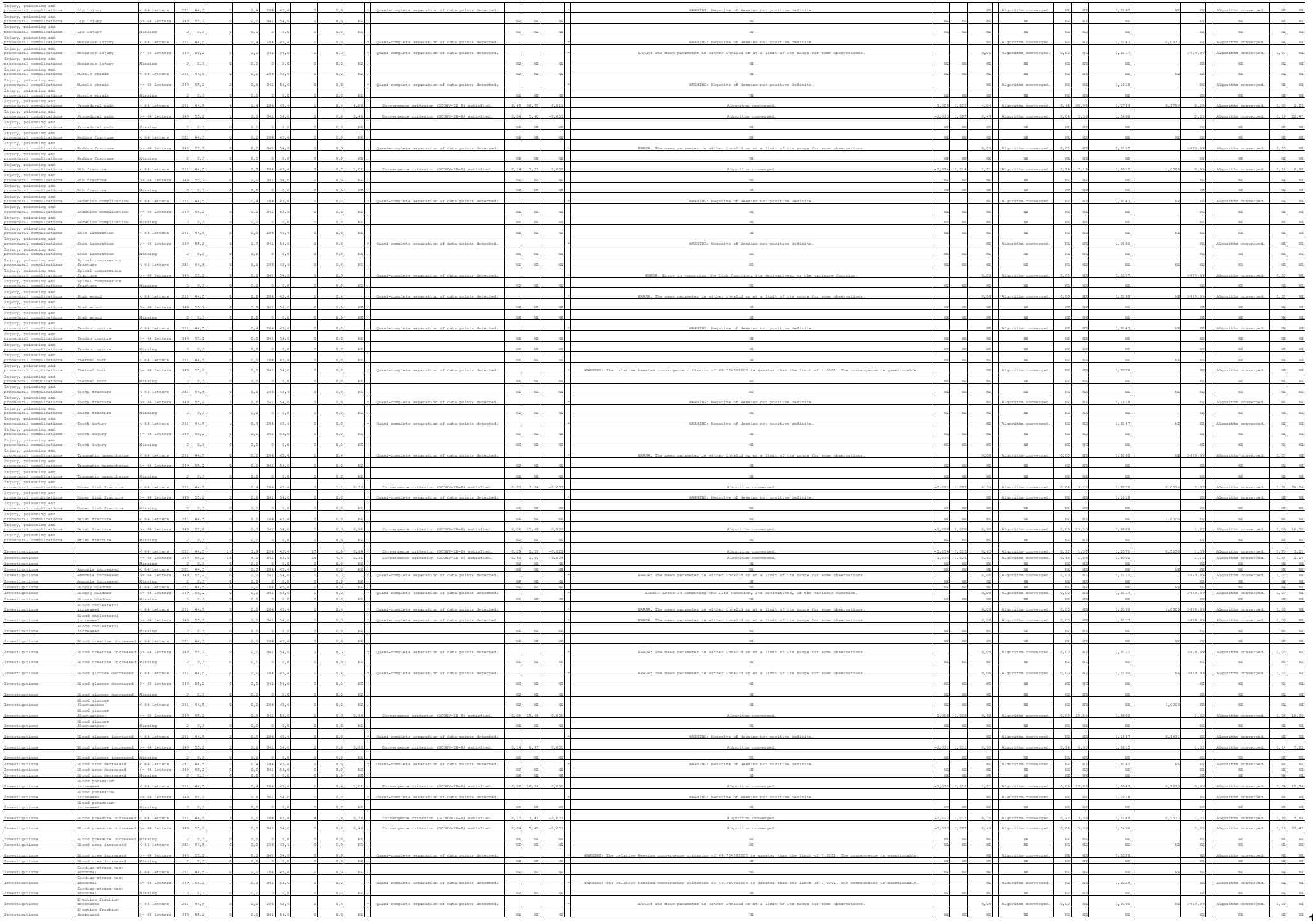

Investigations	Ejection fraction decreased	Missing	2	0,3	0	0,0	0	0,0	0	0,0	NE			NE	NE	NE	NE			NE	NE	NE	NE			NE	NE	NE	NE			NE	NE	NE
Investigations	Glycosylated haemoglobin increased	< 64 letters	281	44,5	1	0,4	284	45,4	2	0,7	0,50	Convergence criterion (GCONV=1E-8) satisfied.	0,05	5,59	-0,003	Algorithm converged.	-0,015	0,008	0,51	Algorithm converged.	0,05	5,54	0,5692	0,4036	1,98	Algorithm converged.	0,18	21,70							
Investigations	Glycosylated haemoglobin increased	>= 64 letters	340	55,2	0	0,0	341	54,6	1	0,3		Quasi-complete separation of data points detected.				ERROR: The mean parameter is either invalid or at a limit of its range for some observations.			0,00	Algorithm converged.	0,00	NE	0,3117		>999,99	Algorithm converged.	0,00	NE							
Investigations	Glycosylated haemoglobin increased	Missing	2	0,3	0	0,0	0	0,0	0	0,0	NE			NE	NE	NE	NE			NE	NE	NE	NE			NE	NE	NE	NE			NE	NE	NE
Investigations	Haemoglobin decreased	< 64 letters	281	44,5	0	0,0	284	45,4	0	0,0	NE			NE	NE	NE	NE			NE	NE	NE	NE			NE	NE	NE	NE			NE	NE	NE
Investigations	Haemoglobin decreased	>= 64 letters	340	55,2	0	0,0	341	54,6	1	0,3		Quasi-complete separation of data points detected.				ERROR: The mean parameter is either invalid or at a limit of its range for some observations.			0,00	Algorithm converged.	0,00	NE	0,3117		>999,99	Algorithm converged.	0,00	NE							
Investigations	Haemoglobin decreased	Missing	2	0,3	0	0,0	0	0,0	0	0,0	NE			NE	NE	NE	NE			NE	NE	NE	NE			NE	NE	NE	NE			NE	NE	NE
Investigations	Intraocular pressure fluctuation	< 64 letters	281	44,5	0	0,0	284	45,4	0	0,0	NE			NE	NE	NE	NE			NE	NE	NE	NE			NE	NE	NE	NE			NE	NE	NE
Investigations	Intraocular pressure fluctuation	>= 64 letters	340	55,2	1	0,3	341	54,6	0	0,0		Quasi-complete separation of data points detected.				WARNING: The relative Hessian convergence criterion of 49.7545988305 is greater than the limit of 0.0001. The convergence is questionable.			NE	Algorithm converged.	NE	NE	0,3229		NE	Algorithm converged.	NE	NE							
Investigations	Intraocular pressure fluctuation	Missing	2	0,3	0	0,0	0	0,0	0	0,0	NE			NE	NE	NE	NE			NE	NE	NE	NE			NE	NE	NE	NE			NE	NE	NE
Investigations	Intraocular pressure increased	< 64 letters	281	44,5	3	1,1	284	45,4	3	1,1	1,01	Convergence criterion (GCONV=1E-8) satisfied.	0,20	5,05	0,000	Algorithm converged.	-0,017	0,017	1,01	Algorithm converged.	0,21	4,96	0,9896	0,3466	0,95	Algorithm converged.	0,20	4,86							
Investigations	Intraocular pressure increased	>= 64 letters	340	55,2	4	1,1	341	54,6	2	0,6	2,94	Convergence criterion (GCONV=1E-8) satisfied.	0,59	14,79	0,011	Algorithm converged.	-0,005	0,027	2,93	Algorithm converged.	0,60	14,42	0,1650		0,34	Algorithm converged.	0,07	1,68							
Investigations	Intraocular pressure increased	Missing	2	0,3	0	0,0	0	0,0	0	0,0	NE			NE	NE	NE	NE			NE	NE	NE	NE			NE	NE	NE	NE			NE	NE	NE
Investigations	Laboratory test abnormal	< 64 letters	281	44,5	0	0,0	284	45,4	1	0,4		Quasi-complete separation of data points detected.				ERROR: The mean parameter is either invalid or at a limit of its range for some observations.			0,00	Algorithm converged.	0,00	NE	0,3199	NE	>999,99	Algorithm converged.	0,00	NE							
Investigations	Laboratory test abnormal	>= 64 letters	340	55,2	0	0,0	341	54,6	0	0,0	NE			NE	NE	NE	NE			NE	NE	NE	NE			NE	NE	NE	NE			NE	NE	NE
Investigations	Laboratory test abnormal	Missing	2	0,3	0	0,0	0	0,0	0	0,0	NE			NE	NE	NE	NE			NE	NE	NE	NE			NE	NE	NE	NE			NE	NE	NE
Investigations	Platelet count decreased	< 64 letters	281	44,5	1	0,4	284	45,4	0	0,0		Quasi-complete separation of data points detected.				WARNING: Negative of Hessian not positive definite.			NE	Algorithm converged.	NE	NE	0,3147	NE	NE	Algorithm converged.	NE	NE							
Investigations	Platelet count decreased	>= 64 letters	340	55,2	0	0,0	341	54,6	0	0,0	NE			NE	NE	NE	NE			NE	NE	NE	NE			NE	NE	NE	NE			NE	NE	NE
Investigations	Platelet count decreased	Missing	2	0,3	0	0,0	0	0,0	0	0,0	NE			NE	NE	NE	NE			NE	NE	NE	NE			NE	NE	NE	NE			NE	NE	NE
Investigations	Red blood cells urine positive	< 64 letters	281	44,5	0	0,0	284	45,4	1	0,4		Quasi-complete separation of data points detected.				ERROR: The mean parameter is either invalid or at a limit of its range for some observations.			0,00	Algorithm converged.	0,00	NE	0,3199	NE	>999,99	Algorithm converged.	0,00	NE							
Investigations	Red blood cells urine positive	>= 64 letters	340	55,2	0	0,0	341	54,6	0	0,0	NE			NE	NE	NE	NE			NE	NE	NE	NE			NE	NE	NE	NE			NE	NE	NE
Investigations	Red blood cells urine positive	Missing	2	0,3	0	0,0	0	0,0	0	0,0	NE			NE	NE	NE	NE			NE	NE	NE	NE			NE	NE	NE	NE			NE	NE	NE
Investigations	SARS-CoV-2 test positive	< 64 letters	281	44,5	0	0,0	284	45,4	1	0,4		Quasi-complete separation of data points detected.				ERROR: The mean parameter is either invalid or at a limit of its range for some observations.			0,00	Algorithm converged.	0,00	NE	0,3199	0,3122	>999,99	Algorithm converged.	0,00	NE							
Investigations	SARS-CoV-2 test positive	>= 64 letters	340	55,2	1	0,3	341	54,6	1	0,3	0,98	Convergence criterion (GCONV=1E-8) satisfied.	0,06	15,68	0,000	Algorithm converged.	-0,028	0,008	0,98	Algorithm converged.	0,06	15,56	0,9869		1,02	Algorithm converged.	0,06	16,30							
Investigations	SARS-CoV-2 test positive	Missing	2	0,3	0	0,0	0	0,0	0	0,0	NE			NE	NE	NE	NE			NE	NE	NE	NE			NE	NE	NE	NE			NE	NE	NE
Investigations	Scan myocardial perfusion abnormal	< 64 letters	281	44,5	1	0,4	284	45,4	0	0,0		Quasi-complete separation of data points detected.				WARNING: Negative of Hessian not positive definite.			NE	Algorithm converged.	NE	NE	0,3147	NE	NE	Algorithm converged.	NE	NE							
Investigations	Scan myocardial perfusion abnormal	>= 64 letters	340	55,2	0	0,0	341	54,6	0	0,0	NE			NE	NE	NE	NE			NE	NE	NE	NE			NE	NE	NE	NE			NE	NE	NE
Investigations	Scan myocardial perfusion abnormal	Missing	2	0,3	0	0,0	0	0,0	0	0,0	NE			NE	NE	NE	NE			NE	NE	NE	NE			NE	NE	NE	NE			NE	NE	NE
Investigations	Troponin increased	< 64 letters	281	44,5	0	0,0	284	45,4	1	0,4		Quasi-complete separation of data points detected.				ERROR: The mean parameter is either invalid or at a limit of its range for some observations.			0,00	Algorithm converged.	0,00	NE	0,3199	1,0000	>999,99	Algorithm converged.	0,00	NE							
Investigations	Troponin increased	>= 64 letters	340	55,2	0	0,0	341	54,6	0	0,0	NE	Quasi-complete separation of data points detected.				ERROR: The mean parameter is either invalid or at a limit of its range for some observations.			NE	Algorithm converged.	NE	NE	0,3117		>999,99	Algorithm converged.	NE	NE							
Investigations	Troponin increased	Missing	2	0,3	0	0,0	0	0,0	0	0,0	NE			NE	NE	NE	NE			NE	NE	NE	NE			NE	NE	NE	NE			NE	NE	NE
Investigations	Urine analysis abnormal	< 64 letters	281	44,5	0	0,0	284	45,4	1	0,4		Quasi-complete separation of data points detected.				ERROR: The mean parameter is either invalid or at a limit of its range for some observations.			0,00	Algorithm converged.	0,00	NE	0,3199	NE	>999,99	Algorithm converged.	0,00	NE							
Investigations	Urine analysis abnormal	>= 64 letters	340	55,2	0	0,0	341	54,6	0	0,0	NE			NE	NE	NE	NE			NE	NE	NE	NE			NE	NE	NE	NE			NE	NE	NE
Investigations	Urine analysis abnormal	Missing	2	0,3	0	0,0	0	0,0	0	0,0	NE			NE	NE	NE	NE			NE	NE	NE	NE			NE	NE	NE	NE			NE	NE	NE
Investigations	Weight increased	< 64 letters	281	44,5	0	0,0	284	45,4	3	1,1		Quasi-complete separation of data points detected.				ERROR: The mean parameter is either invalid or at a limit of its range for some observations.			0,00	Algorithm converged.	0,00	NE	0,3199	NE	>999,99	Algorithm converged.	0,00	NE							
Investigations	Weight increased	>= 64 letters	340	55,2	0	0,0	341	54,6	0	0,0	NE			NE	NE	NE	NE			NE	NE	NE	NE			NE	NE	NE	NE			NE	NE	NE
Investigations	Weight increased	Missing	2	0,3	0	0,0	0	0,0	0	0,0	NE			NE	NE	NE	NE			NE	NE	NE	NE			NE	NE	NE	NE			NE	NE	NE
Metabolism and nutrition disorders		< 64 letters	281	44,5	16	5,7	284	45,4	19	6,7	0,84	Convergence criterion (GCONV=1E-8) satisfied.	0,42	1,67	-0,010	Algorithm converged.	-0,050	0,030	0,85	Algorithm converged.	0,45	1,62	0,6236	0,1296	1,17	Algorithm converged.	0,62	7,24							
Metabolism and nutrition disorders		>= 64 letters	340	55,2	23	6,8	341	54,6	13	3,8	1,78	Convergence criterion (GCONV=1E-8) satisfied.	0,89	3,57	0,028	Algorithm converged.	-0,005	0,061	1,73	Algorithm converged.	0,89	3,36	0,1011		0,58	Algorithm converged.	0,30	3,12							
Metabolism and nutrition disorders		Missing	3	0,3	0	0,0	0	0,0	0	0,0	NE			NE	NE	NE	NE			NE	NE	NE	NE			NE	NE	NE	NE			NE	NE	NE
Metabolism and nutrition disorders	Decreased appetite	< 64 letters	281	44,5	1	0,4	284	45,4	0	0,0		Quasi-complete separation of data points detected.				WARNING: Negative of Hessian not positive definite.			NE	Algorithm converged.	NE	NE	0,3147	NE	NE	Algorithm converged.	NE	NE							
Metabolism and nutrition disorders	Decreased appetite	>= 64 letters	340	55,2	0	0,0	341	54,6	0	0,0	NE			NE	NE	NE	NE			NE	NE	NE	NE			NE	NE	NE	NE			NE	NE	NE
Metabolism and nutrition disorders	Decreased appetite	Missing	2	0,3	0	0,0	0	0,0	0	0,0	NE			NE	NE	NE	NE			NE	NE	NE	NE			NE	NE	NE	NE			NE	NE	NE
Metabolism and nutrition disorders	Dehydration	< 64 letters	281	44,5	0	0,0	284	45,4	1	0,4		Quasi-complete separation of data points detected.				ERROR: The mean parameter is either invalid or at a limit of its range for some observations.			0,00	Algorithm converged.	0,00	NE	0,3199	0,1929	>999,99	Algorithm converged.	0,00	NE							
Metabolism and nutrition disorders	Dehydration	>= 64 letters	340	55,2	2	0,6	341	54,6	1	0,3	1,96	Convergence criterion (GCONV=1E-8) satisfied.	0,18	21,71	0,003	Algorithm converged.	-0,007	0,013	1,95	Algorithm converged.	0,18	21,43	0,5768		0,51	Algorithm converged.	0,05	5,62							
Metabolism and nutrition disorders	Dehydration	Missing	2	0,3	0	0,0	0	0,0	0	0,0	NE			NE	NE	NE	NE			NE	NE	NE	NE			NE	NE	NE	NE			NE	NE	NE
Metabolism and nutrition disorders	Diabetes mellitus	< 64 letters	281	44,5	3	1,1	284	45,4	2	0,7	1,52	Convergence criterion (GCONV=1E-8) satisfied.	0,25	9,17	0,004	Algorithm converged.	-0,013	0,019	1,52	Algorithm converged.	0,26	9,00	0,6450	0,6386	0,66	Algorithm converged.	0,11	3,92							
Metabolism and nutrition disorders	Diabetes mellitus	>= 64 letters	340	55,2	5	1,4	341	54,6	2	0,6	2,46	Convergence criterion (GCONV=1E-8) satisfied.	0,47	12,79	0,008	Algorithm converged.	-0,006	0,023	2,44	Algorithm converged.	0,48	12,50	0,2678		0,61	Algorithm converged.	0,08	2,10							
Metabolism and nutrition disorders	Diabetes mellitus	Missing	3	0,3	0	0,0	0	0,0	0	0,0	NE			NE	NE	NE	NE			NE	NE	NE	NE			NE	NE	NE	NE			NE	NE	NE
Metabolism and nutrition disorders	Diabetes mellitus inadequate control	< 64 letters	281	44,5	1	0,4	284	45,4	1	0,4	1,01	Convergence criterion (GCONV=1E-8) satisfied.	0,06	16,24	0,000	Algorithm converged.	-0,010	0,010	1,01	Algorithm converged.	0,06	16,08	0,9940	0,9865	0,95	Algorithm converged.	0,06	15,74							
Metabolism and nutrition disorders	Diabetes mellitus inadequate control	>= 64 letters	340	55,2	1	0,3	341	54,6	1	0,3	0,98	Convergence criterion (GCONV=1E-8) satisfied.	0,06	15,68	0,000	Algorithm converged.	-0,006	0,008	0,98	Algorithm converged.	0,06	15,56	0,9869		1,02	Algorithm converged.	0,06	16,30							
Metabolism and nutrition disorders	Diabetes mellitus inadequate control	Missing	2	0,3	0	0,0	0	0,0	0	0,0	NE			NE	NE	NE	NE			NE	NE	NE	NE			NE	NE	NE	NE			NE	NE	NE
Metabolism and nutrition disorders	Diabetic ketoacidosis	< 64 letters	281	44,5	0	0,0	284	45,4	0	0,0	NE			NE	NE	NE	NE			NE	NE	NE	NE			NE	NE	NE	NE			NE	NE	NE
Metabolism and nutrition disorders	Diabetic ketoacidosis	>= 64 letters	340	55,2	2	0,6	341	54,6	0	0,0		Quasi-complete separation of data points detected.				WARNING: Negative of Hessian not positive definite.			NE	Algorithm converged.	NE	NE	0,1818		NE	Algorithm converged.	NE	NE							
Metabolism and nutrition disorders	Diabetic ketoacidosis	Missing	3	0,3	0	0,0	0	0,0	0	0,0	NE			NE	NE	NE	NE			NE	NE	NE	NE			NE	NE	NE	NE			NE	NE	NE
Metabolism and nutrition disorders	Diabetic metabolic decompensation	< 64 letters	281	44,5	0	0,0	284	45,4	0	0,0	NE			NE	NE	NE	NE			NE	NE	NE	NE	1,0000	NE	NE	NE	NE	NE			NE	NE	NE
Metabolism and nutrition disorders	Diabetic metabolic decompensation	>= 64 letters	340	55,2	1	0,3	341	54,6	1	0,3	0,98	Convergence criterion (GCONV=1E-8) satisfied.	0,06	15,68	0,000	Algorithm converged.	-0,006	0,008	0,98	Algorithm converged.	0,06	15,56	0,9869		1,02	Algorithm converged.	0,06	16,30							
Metabolism and nutrition disorders	Diabetic metabolic decompensation	Missing	2	0,3	0	0,0	0	0,0	0	0,0	NE			NE	NE	NE	NE			NE	NE	NE	NE			NE	NE	NE	NE			NE	NE	NE
Metabolism and nutrition disorders	Dyslipidaemia	< 64 letters	281	44,5	1	0,4	284	45,4	0	0,0		Quasi-complete separation of data points detected.				WARNING: Negative of Hessian not positive definite.			NE	Algorithm converged.	NE	NE	0,3147	NE	NE	Algorithm converged.	NE	NE							
Metabolism and nutrition disorders	Dyslipidaemia	>= 64 letters	340	55,2	0	0,0	341	54,6	0	0,0	NE			NE	NE	NE	NE			NE	NE	NE	NE			NE	NE	NE	NE			NE	NE	NE
Metabolism and nutrition disorders	Dyslipidaemia	Missing	3	0,3	0	0,0	0	0,0	0	0,0	NE			NE	NE	NE	NE			NE	NE	NE	NE			NE	NE	NE	NE			NE	NE	NE
Metabolism and nutrition disorders	Failure to thrive	< 64 letters	281	44,5	0	0,0	284	45,4	1	0,4		Quasi-complete separation of data points detected.				ERROR: The mean parameter is either invalid or at a limit of its range for some observations.			0,00	Algorithm converged.	0,00	NE	0,3199	NE	>999,99	Algorithm converged.	0,00	NE							
Metabolism and nutrition disorders	Failure to thrive	>= 64 letters	340	55,2	0	0,0	341	54,6	0	0,0	NE			NE	NE	NE	NE			NE	NE	NE	NE			NE	NE	NE	NE			NE	NE	NE
Metabolism and nutrition disorders	Failure to thrive	Missing	3	0,3	0	0,0	0	0,0	0	0,0	NE			NE	NE	NE	NE			NE	NE	NE	NE			NE	NE	NE	NE			NE	NE	NE
Metabolism and nutrition disorders	Fluid overload	< 64 letters	281	44,5	0	0,0	284	45,4	1	0,4		Quasi-complete separation of data points detected.				ERROR: The mean parameter is either invalid or at a limit of its range for some observations.			0,00	Algorithm converged.	0,00	NE	0,3199	NE	>999,99	Algorithm converged.	0,00	NE							
Metabolism and nutrition disorders	Fluid overload	>= 64 letters	340	55,2	0	0,0	341	54,6	0	0,0	NE			NE	NE	NE	NE			NE	NE	NE	NE			NE	NE	NE	NE			NE	NE	NE
Metabolism and nutrition disorders	Fluid overload	Missing	2	0,3	0	0,0	0	0,0	0	0,0	NE			NE	NE	NE	NE			NE	NE	NE	NE			NE	NE	NE	NE			NE	NE	NE
Metabolism and nutrition disorders	Fluid retention	< 64 letters	281	44,5	1	0,4	284	45,4	3	1,1	0,31	Convergence criterion (GCONV=1E-8) satisfied.	0,03	3,24	-0,007	Algorithm converged.	-0,021	0,007	0,34	Algorithm converged.	0,04	3,22	0,3210	0,4710	2,97	Algorithm converged.	0,31	28,36							
Metabolism and nutrition disorders	Fluid retention	>= 64 letters	340	55,2	0	0,0	341	54,6	1	0,3		Quasi-complete separation of data points detected.				ERROR: The mean parameter is either invalid or at a limit of its range for some observations.			0,00	Algorithm converged.	0,00	NE	0,3117		>999,99	Algorithm converged.	0,00	NE							
Metabolism and nutrition disorders	Fluid retention	Missing	3	0,3	0	0,0	0	0,0	0	0,0	NE			NE	NE	NE	NE			NE	NE	NE	NE			NE	NE	NE	NE			NE	NE	NE
Metabolism and nutrition disorders	Gout	< 64 letters	281	44,5	1	0,4	284	45,4	1	0,4	1,01	Convergence criterion (GCONV=1E-8) satisfied.	0,06	16,24	0,000	Algorithm converged.	-0,010	0,010	1,01	Algorithm converged.	0,06	16,08	0,9940	0,1842	0,95	Algorithm converged.	0,06	15,74							
Metabolism and nutrition disorders	Gout	>= 64 letters	340	55,2	0	0,0	341	54,6	2	0,6		Quasi-complete separation of data points detected.				ERROR: Error in computing the link function, its derivatives, or the variance function.			0,00	Algorithm converged.	0,00	NE	0,1522		>999,99	Algorithm converged.	0,00	NE							
Metabolism and nutrition disorders	Gout	Missing	2	0,3	0	0,0	0	0,0	0	0,0	NE			NE	NE	NE	NE			NE	NE	NE	NE			NE	NE	NE	NE			NE	NE	NE
Metabolism and nutrition disorders	Hypercholesterolaemia	< 64 letters	281	44,5	4	1,4	284	45,4	4	1,4	0,50	Convergence criterion (GCONV=1E-8) satisfied.	0,09	2,76	-0,007	Algorithm converged.	-0,024	0,010	0,51	Algorithm converged.	0,09	2,74	0,4196	0,6926	1,98	Algorithm converged.	0,37	10,72							
Metabolism and nutrition disorders	Hypercholesterolaemia	>= 64 letters	340	55,2	1	0,3	341	54,6	1	0,3	0,98	Convergence criterion (GCONV=1E-8) satisfied.	0,06	15,68	0,000	Algorithm converged.	-0,008	0,008	0,98	Algorithm converged.	0,06	15,56	0,9869		1,02	Algorithm converged.	0,06	16,30							
Metabolism and nutrition disorders	Hypercholesterolaemia	Missing	3	0,3	0	0,0	0	0,0	0	0,0	NE			NE	NE	NE	NE			NE	NE	NE	NE			NE	NE	NE	NE			NE	NE	NE
Metabolism and nutrition disorders	Hyperglycaemia	< 64 letters	281	44,5	4	1,4	284	45,4	2	0,7	2,04	Convergence criterion (GCONV=1E-8) satisfied.	0,37	11,21	0,007	Algorithm converged.	-0,010	0,024	2,02	Algorithm converged.	0,37	10,95	0,4047	0,8745	0,69	Algorithm converged.	0,09	2,68							
Metabolism and nutrition disorders	Hyperglycaemia	>= 64 letters	340	55,2	5	1,4	341	54,6	2	0,6	2,46	Convergence criterion (GCONV=1E-8) satisfied.	0,47	12,79	0,008	Algorithm converged.	-0,006	0,023	2,44	Algorithm converged.	0,48	12,50	0,2678		0,61	Algorithm converged.	0,08	2,10							
Metabolism and nutrition disorders	Hyperglycaemia	Missing	2	0,3	0	0,0	0	0,0	0	0,0	NE			NE	NE	NE	NE			NE	NE	NE	NE			NE	NE	NE	NE			NE	NE	NE
Metabolism and nutrition disorders	Hypernatraemia	< 64 letters	281	44,5	0	0,0	284	45,4	3	1,1		Quasi-complete separation of data points detected.				ERROR: The mean parameter is either invalid or at a limit of its range for some observations.			0,00	Algorithm converged.	0,00	NE	0,0844	0,0348	>999,99	Algorithm converged.	0,00	NE							
Metabolism and nutrition disorders	Hypernatraemia	>= 64 letters	340	55,2	1	0,3	341	54,6	0	0,0		Quasi-complete separation of data points detected.				WARNING: The relative Hessian convergence criterion of 49.7545988305 is greater than the limit of 0.0001. The convergence is questionable.			NE	Algorithm converged.	NE	NE	0,3229		NE	Algorithm converged.	NE	NE							
Metabolism and nutrition disorders	Hypernatraemia	Missing	3	0,3	0	0,0	0	0,0	0	0,0	NE			NE	NE	NE	NE			NE	NE	NE	NE			NE	NE	NE	NE			NE	NE	NE
Metabolism and nutrition disorders	Hypertriglyceridaemia	< 64 letters	281	44,5	4	1,4	284	45,4	4	1,4	0,50	Convergence criterion (GCONV=1E-8) satisfied.	0,09	2,76	-0,007	Algorithm converged.	-0,024	0,010	0,51	Algorithm converged.	0,09	2,74	0,4196	1,0000	1,98	Algorithm converged.	0,37	10,72							
Metabolism and nutrition disorders	Hypertriglyceridaemia	>= 64 letters	340	55,2	0	0,0	341	54,6	0	0,0	NE			NE	NE	NE	NE			NE	NE	NE	NE			NE	NE	NE	NE			NE	NE	NE
Metabolism and nutrition disorders	Hypertriglyceridaemia	Missing	3	0,3	0	0,0	0	0,0	0	0,0	NE			NE	NE	NE	NE			NE	NE	NE	NE			NE	NE	NE	NE			NE	NE	NE
Metabolism and nutrition disorders	Hypoglycaemia	< 64 letters	281	44,5	4	1,4	284	45,4	1	0,4	4,04	Convergence criterion (GCONV=1E-8) satisfied.	0,45	36,79	0,011	Algorithm converged.	-0,000	0,026	4,04	Algorithm converged.	0,45	35,95	0,1749	0,4704	0,25	Algorithm converged.	0,03	2,20							
Metabolism and nutrition disorders	Hypoglycaemia	>= 64 letters	340	55,2	1	0,3	341	54,6	2	0,6	1,47	Convergence criterion (GCONV=1E-8) satisfied.	0,24	8,85	0,003	Algorithm converged.	-0,010	0,015	1,47	Algorithm converged.	0,25	8,72	0,6726		0,68	Algorithm converged.	0,11	4,06							
Metabolism and nutrition disorders	Hypoglycaemia	Missing	2	0,3	0	0,0	0	0,0	0	0,0	NE			NE	NE	NE	NE			NE	NE	NE	NE			NE	NE	NE	NE			NE	NE	NE
Metabolism and nutrition disorders	Hypokalaemia	< 64 letters	281	44,5	1	0,4	284	45,4	0	0,0		Quasi-complete separation of data points detected.				WARNING: Negative of Hessian not positive definite.			NE	Algorithm converged.	NE	NE	0,3147	1,0000	NE	Algorithm converged.	NE	NE							
Metabolism and nutrition disorders	Hypokalaemia	>= 64 letters	340	55,2	1	0,3	341	54,6	0	0,0		Quasi-complete separation of data points detected.				WARNING: The relative Hessian convergence criterion of 49.7545988305 is greater than the limit of 0.0001. The convergence is questionable.			NE	Algorithm converged.	NE	NE	0,3229		NE	Algorithm converged.	NE	NE							

| | | |

| | | |

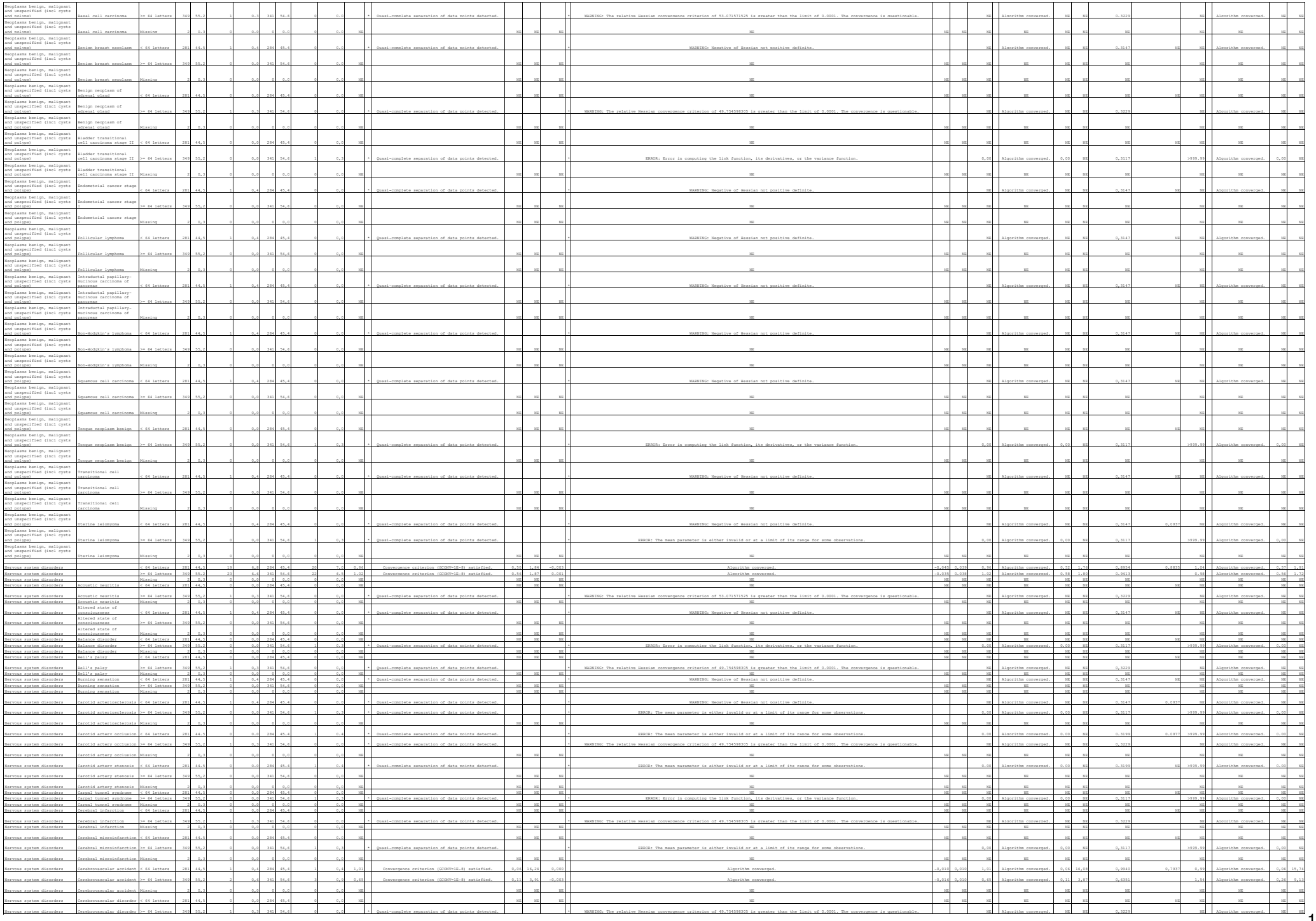

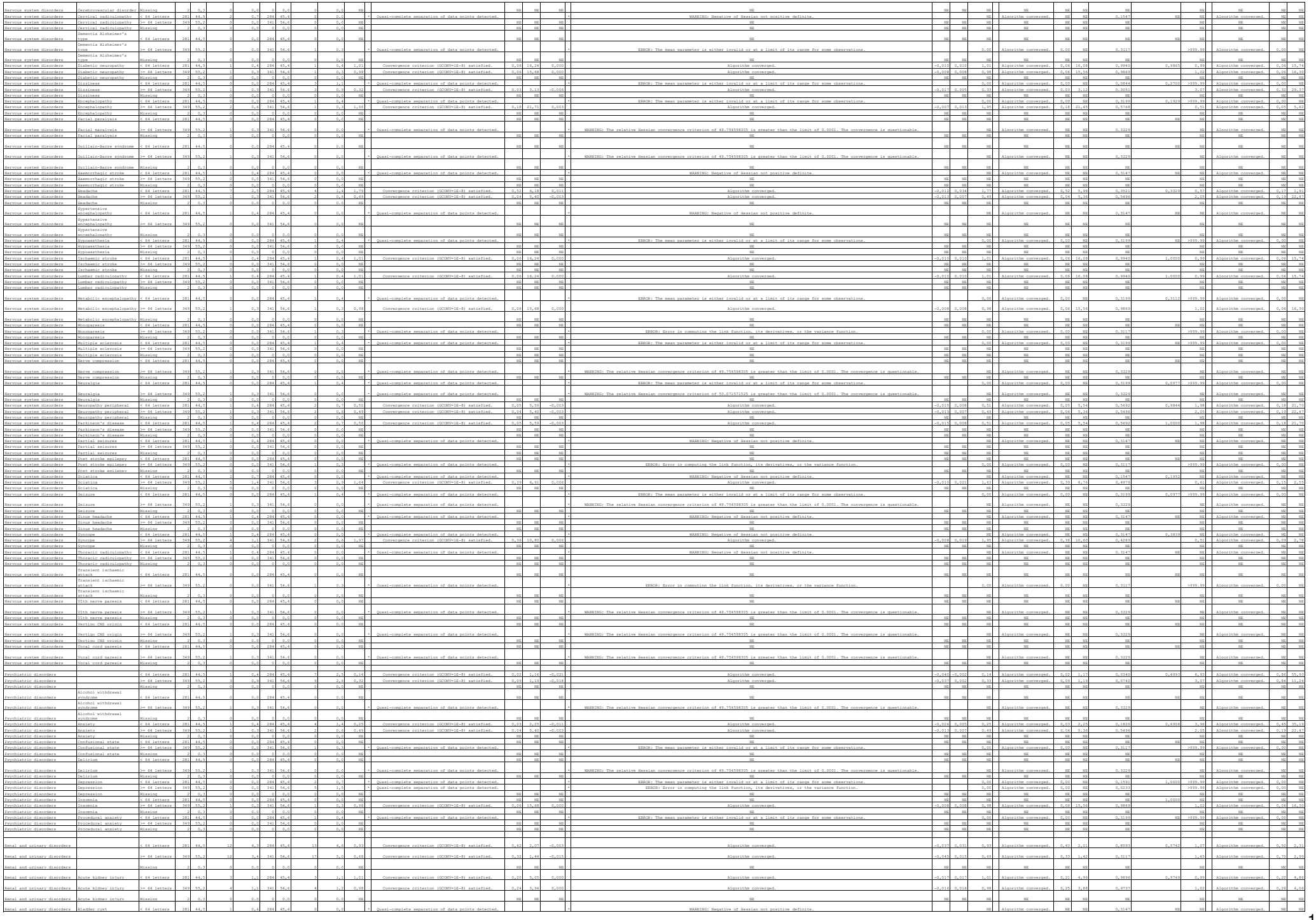

| | | |

| | | |

| | | |

Test for interaction based on RR (Log-binomial regression)
* indicates convergence problem. Result is uninterpretable.
Clinical cut-off: YOSEMITE 01NOV2021 and RHINE 28OCT2021

Program: root/global/globalshare/morse_macros/current/prod/program/t_ae_raw_soc.sas
Output: root/clinical_studies/RO6867461/CDT70122/share/ACE_pool_DME_CSR_Final/prod/output_saf_bc/t_ae_raw_soc_sq_WMODAE_SEBC_OCTNOV2021_DME.xls
15MAR2022 10:57

POPULATION: Safety-Evaluable Population B vs. C
ENDPOINT: Moderate AEs throughout the Entire Study
MODEL: Unstratified analysis
STUDY: GR40349 & GR40398
Dichotomous Analysis by Subgroups (Safety)

Geographic region

			Parsiromab (PT1) (N=632)				Aflibercept (N=625)				Parsiromab (PT1) vs. Aflibercept												Aflibercept vs. Parsiromab (PT1)			
			Patients		Patients with Event		Patients		Patients with Event		Odds Ratio				Absolute Risk Difference				Relative Risk				Relative Risk			
MedDRA System Organ Class	MedDRA Preferred Term	Level	n	%	n	%	n	%	n	%	Odds Ratio	Convergence Reason	95% Lower CL	95% Upper CL	Absolute Risk	Convergence Reason	95% Lower CL	95% Upper CL	Relative Risk	Convergence Reason	95% Lower CL	95% Upper CL	p-value (Cochran-Mantel-Haenszel)	Interaction Test p-value (likelihood ratio)	Relative Risk	Convergence Reason	95% Lower CL	95% Upper CL
Blood and lymphatic system disorders		Europe	219	34,7	1	0,5	218	34,9	3	1,4	0,33	Convergence criterion (GCONV=1E-8) satisfied.	0,03	3,19	-0,009	Algorithm converged.	-0,027	0,009	0,33	Algorithm converged.	0,03	3,17	0,3134	0,9232	3,01	Algorithm converged.	0,32	28,79
Blood and lymphatic system disorders		America	344	54,4	4	1,7	339	54,2	11	3,2	0,53	Convergence criterion (GCONV=1E-8) satisfied.	0,19	1,45	-0,015	Algorithm converged.	-0,038	0,008	0,54	Algorithm converged.	0,20	1,44	0,2085		1,86	Algorithm converged.	0,70	4,97
Blood and lymphatic system disorders		Asia Pacific (Inc. Australia)	69	10,9	0	0,0	68	10,9	0	0,0	NE		NE	NE	NE	NE	NE	NE	NE	NE	NE	NE	NE		NE	NE	NE	NE
Blood and lymphatic system disorders	Anaemia	Europe	219	34,7	1	0,5	218	34,9	2	0,9	0,50	Convergence criterion (GCONV=1E-8) satisfied.	0,04	5,50	-0,005	Algorithm converged.	-0,020	0,011	0,56	Algorithm converged.	0,05	5,45	0,5601	0,9798	2,01	Algorithm converged.	0,18	22,05
Blood and lymphatic system disorders	Anaemia	America	344	54,4	4	1,2	339	54,2	8	1,9	0,65	Convergence criterion (GCONV=1E-8) satisfied.	0,18	2,31	-0,004	Algorithm converged.	-0,024	0,012	0,64	Algorithm converged.	0,19	2,31	0,5093		1,51	Algorithm converged.	0,41	5,35
Blood and lymphatic system disorders	Anaemia	Asia Pacific (Inc. Australia)	69	10,9	0	0,0	68	10,9	0	0,0	NE		NE	NE	NE	NE	NE	NE	NE	NE	NE	NE	NE		NE	NE	NE	NE
Blood and lymphatic system disorders	Iron deficiency anaemia	Europe	219	34,7	0	0,0	218	34,9	1	0,5	*	Quasi-complete separation of data points detected.			*	ERROR: Error in computing the link function, its derivatives, or the variance function.			0,00	Algorithm converged.	0,00	NE	0,3162	NE	>999,99	Algorithm converged.	0,00	NE
Blood and lymphatic system disorders	Iron deficiency anaemia	America	344	54,4	0	0,0	339	54,2	2	0,6	*	Quasi-complete separation of data points detected.			*	ERROR: The mean parameter is either invalid or at a limit of its range for some observations.			0,00	Algorithm converged.	0,00	NE	0,1540		>999,99	Algorithm converged.	0,00	NE
Blood and lymphatic system disorders	Iron deficiency anaemia	Asia Pacific (Inc. Australia)	69	10,9	0	0,0	68	10,9	0	0,0	NE		NE	NE	NE	NE	NE	NE	NE	NE	NE	NE	NE		NE	NE	NE	NE
Blood and lymphatic system disorders	Microcytic anaemia	Europe	219	34,7	0	0,0	218	34,9	0	0,0	NE		NE	NE	NE	NE	NE	NE	NE	NE	NE	NE	NE	NE	NE	NE	NE	NE
Blood and lymphatic system disorders	Microcytic anaemia	America	344	54,4	1	0,3	339	54,2	1	0,3	0,99	Convergence criterion (GCONV=1E-8) satisfied.	0,06	15,82	0,000	Algorithm converged.	-0,008	0,008	0,99	Algorithm converged.	0,06	15,69	0,9917		1,01	Algorithm converged.	0,06	16,16
Blood and lymphatic system disorders	Microcytic anaemia	Asia Pacific (Inc. Australia)	69	10,9	0	0,0	68	10,9	0	0,0	NE		NE	NE	NE	NE	NE	NE	NE	NE	NE	NE	NE		NE	NE	NE	NE
Blood and lymphatic system disorders	Nephrogenic anaemia	Europe	219	34,7	0	0,0	218	34,9	0	0,0	NE		NE	NE	NE	NE	NE	NE	NE	NE	NE	NE	NE	NE	NE	NE	NE	NE
Blood and lymphatic system disorders	Nephrogenic anaemia	America	344	54,4	0	0,0	339	54,2	1	0,3	*	Quasi-complete separation of data points detected.			*	ERROR: The mean parameter is either invalid or at a limit of its range for some observations.			0,00	Algorithm converged.	0,00	NE	0,3138		>999,99	Algorithm converged.	0,00	NE
Blood and lymphatic system disorders	Nephrogenic anaemia	Asia Pacific (Inc. Australia)	69	10,9	0	0,0	68	10,9	0	0,0	NE		NE	NE	NE	NE	NE	NE	NE	NE	NE	NE	NE		NE	NE	NE	NE
Blood and lymphatic system disorders	Neutrophilia	Europe	219	34,7	0	0,0	218	34,9	0	0,0	NE		NE	NE	NE	NE	NE	NE	NE	NE	NE	NE	NE	NE	NE	NE	NE	NE
Blood and lymphatic system disorders	Neutrophilia	America	344	54,4	0	0,0	339	54,2	1	0,3	*	Quasi-complete separation of data points detected.			*	ERROR: The mean parameter is either invalid or at a limit of its range for some observations.			0,00	Algorithm converged.	0,00	NE	0,3138		>999,99	Algorithm converged.	0,00	NE
Blood and lymphatic system disorders	Neutrophilia	Asia Pacific (Inc. Australia)	69	10,9	0	0,0	68	10,9	0	0,0	NE		NE	NE	NE	NE	NE	NE	NE	NE	NE	NE	NE		NE	NE	NE	NE
Blood and lymphatic system disorders	Thrombocytopenia	Europe	219	34,7	0	0,0	218	34,9	0	0,0	NE		NE	NE	NE	NE	NE	NE	NE	NE	NE	NE	NE	NE	NE	NE	NE	NE
Blood and lymphatic system disorders	Thrombocytopenia	America	344	54,4	1	0,3	339	54,2	0	0,0	*	Quasi-complete separation of data points detected.			*	WARNING: Negative of Hessian not positive definite.			NE	Algorithm converged.	NE	NE	0,3209		NE	Algorithm converged.	NE	NE
Blood and lymphatic system disorders	Thrombocytopenia	Asia Pacific (Inc. Australia)	69	10,9	0	0,0	68	10,9	0	0,0	NE		NE	NE	NE	NE	NE	NE	NE	NE	NE	NE	NE		NE	NE	NE	NE
Cardiac disorders		Europe	219	34,7	8	3,7	218	34,9	7	3,2	1,14	Convergence criterion (GCONV=1E-8) satisfied.	0,41	3,21	0,004	Algorithm converged.	-0,030	0,039	1,14	Algorithm converged.	0,42	3,08	0,7999	0,9925	0,88	Algorithm converged.	0,32	2,38
Cardiac disorders		America	344	54,4	10	2,9	339	54,2	12	3,5	1,07	Convergence criterion (GCONV=1E-8) satisfied.	0,48	2,38	0,002	Algorithm converged.	-0,026	0,030	1,07	Algorithm converged.	0,49	2,33	0,8479		0,94	Algorithm converged.	0,40	2,19
Cardiac disorders		Asia Pacific (Inc. Australia)	69	10,9	1	1,4	68	10,9	1	1,5	0,99	Convergence criterion (GCONV=1E-8) satisfied.	0,06	16,26	0,000	Algorithm converged.	-0,040	0,040	0,99	Algorithm converged.	0,06	15,44	0,9917		1,01	Algorithm converged.	0,06	15,90
Cardiac disorders	Acute myocardial infarction	Europe	219	34,7	0	0,0	218	34,9	0	0,0	NE		NE	NE	NE	NE	NE	NE	NE	NE	NE	NE	NE	NE	NE	NE	NE	NE
Cardiac disorders	Acute myocardial infarction	America	344	54,4	0	0,0	339	54,2	2	0,6	*	Quasi-complete separation of data points detected.			*	ERROR: The mean parameter is either invalid or at a limit of its range for some observations.			0,00	Algorithm converged.	0,00	NE	0,1540		>999,99	Algorithm converged.	0,00	NE
Cardiac disorders	Acute myocardial infarction	Asia Pacific (Inc. Australia)	69	10,9	0	0,0	68	10,9	0	0,0	NE		NE	NE	NE	NE	NE	NE	NE	NE	NE	NE	NE		NE	NE	NE	NE
Cardiac disorders	Angina pectoris	Europe	219	34,7	1	0,5	218	34,9	3	1,4	0,33	Convergence criterion (GCONV=1E-8) satisfied.	0,04	10,22	0,003	Algorithm converged.	-0,013	0,019	0,33	Algorithm converged.	0,04	9,83	0,3374	0,8308	3,01	Algorithm converged.	0,26	15,81
Cardiac disorders	Angina pectoris	America	344	54,4	1	0,3	339	54,2	2	0,6	0,49	Convergence criterion (GCONV=1E-8) satisfied.	0,04	5,46	-0,003	Algorithm converged.	-0,013	0,027	0,49	Algorithm converged.	0,04	5,41	0,5540		2,03	Algorithm converged.	0,14	22,28
Cardiac disorders	Angina pectoris	Asia Pacific (Inc. Australia)	69	10,9	0	0,0	68	10,9	0	0,0	NE		NE	NE	NE	NE	NE	NE	NE	NE	NE	NE	NE		NE	NE	NE	NE
Cardiac disorders	Angina unstable	Europe	219	34,7	0	0,0	218	34,9	0	0,0	NE		NE	NE	NE	NE	NE	NE	NE	NE	NE	NE	NE	NE	NE	NE	NE	NE
Cardiac disorders	Angina unstable	America	344	54,4	0	0,0	339	54,2	0	0,0	*	Quasi-complete separation of data points detected.			*	WARNING: Negative of Hessian not positive definite.			NE	Algorithm converged.	NE	NE	0,3209		NE	Algorithm converged.	NE	NE
Cardiac disorders	Angina unstable	Asia Pacific (Inc. Australia)	69	10,9	0	0,0	68	10,9	0	0,0	NE		NE	NE	NE	NE	NE	NE	NE	NE	NE	NE	NE		NE	NE	NE	NE
Cardiac disorders	Aortic valve stenosis	Europe	219	34,7	1	0,5	218	34,9	0	0,0	*	Quasi-complete separation of data points detected.			*	WARNING: Negative of Hessian not positive definite.			NE	Algorithm converged.	NE	NE	0,3184		NE	Algorithm converged.	NE	NE
Cardiac disorders	Aortic valve stenosis	America	344	54,4	0	0,0	339	54,2	0	0,0	NE		NE	NE	NE	NE	NE	NE	NE	NE	NE	NE	NE		NE	NE	NE	NE
Cardiac disorders	Aortic valve stenosis	Asia Pacific (Inc. Australia)	69	10,9	0	0,0	68	10,9	0	0,0	NE		NE	NE	NE	NE	NE	NE	NE	NE	NE	NE	NE		NE	NE	NE	NE
Cardiac disorders	Arrhythmia	Europe	219	34,7	2	0,9	218	34,9	1	0,5	2,00	Convergence criterion (GCONV=1E-8) satisfied.	0,18	22,22	0,003	Algorithm converged.	-0,013	0,029	1,99	Algorithm converged.	0,18	21,80	0,5655		0,50	Algorithm converged.	0,05	5,50
Cardiac disorders	Arrhythmia	America	344	54,4	0	0,0	339	54,2	0	0,0	NE		NE	NE	NE	NE	NE	NE	NE	NE	NE	NE	NE		NE	NE	NE	NE
Cardiac disorders	Arrhythmia	Asia Pacific (Inc. Australia)	69	10,9	0	0,0	68	10,9	0	0,0	NE		NE	NE	NE	NE	NE	NE	NE	NE	NE	NE	NE		NE	NE	NE	NE
Cardiac disorders	Arteriosclerosis coronary artery	Europe	219	34,7	0	0,0	218	34,9	1	0,5	*	Quasi-complete separation of data points detected.			*	ERROR: Error in computing the link function, its derivatives, or the variance function.			0,00	Algorithm converged.	0,00	NE	0,3162	NE	>999,99	Algorithm converged.	0,00	NE
Cardiac disorders	Arteriosclerosis coronary artery	America	344	54,4	2	0,6	339	54,2	0	0,0	*	Quasi-complete separation of data points detected.			*	WARNING: Negative of Hessian not positive definite.			NE	Algorithm converged.	NE	NE	0,1600		NE	Algorithm converged.	NE	NE
Cardiac disorders	Arteriosclerosis coronary artery	Asia Pacific (Inc. Australia)	69	10,9	0	0,0	68	10,9	0	0,0	NE		NE	NE	NE	NE	NE	NE	NE	NE	NE	NE	NE		NE	NE	NE	NE
Cardiac disorders	Atrial fibrillation	Europe	219	34,7	1	0,5	218	34,9	1	0,5	1,00	Convergence criterion (GCONV=1E-8) satisfied.	0,06	16,02	0,000	Algorithm converged.	-0,013	0,013	1,00	Algorithm converged.	0,06	15,81	0,9974	0,8345	1,01	Algorithm converged.	0,06	15,96
Cardiac disorders	Atrial fibrillation	America	344	54,4	3	0,9	339	54,2	1	0,3	2,97	Convergence criterion (GCONV=1E-8) satisfied.	0,31	28,72	0,006	Algorithm converged.	-0,005	0,017	2,96	Algorithm converged.	0,31	28,28	0,1234		0,34	Algorithm converged.	0,04	3,24
Cardiac disorders	Atrial fibrillation	Asia Pacific (Inc. Australia)	69	10,9	0	0,0	68	10,9	0	0,0	NE		NE	NE	NE	NE	NE	NE	NE	NE	NE	NE	NE		NE	NE	NE	NE
Cardiac disorders	Bundle branch block right	Europe	219	34,7	0	0,0	218	34,9	0	0,0	NE		NE	NE	NE	NE	NE	NE	NE	NE	NE	NE	NE	NE	NE	NE	NE	NE
Cardiac disorders	Bundle branch block right	America	344	54,4	1	0,3	339	54,2	0	0,0	*	Quasi-complete separation of data points detected.			*	WARNING: Negative of Hessian not positive definite.			NE	Algorithm converged.	NE	NE	0,3209		NE	Algorithm converged.	NE	NE
Cardiac disorders	Bundle branch block right	Asia Pacific (Inc. Australia)	69	10,9	0	0,0	68	10,9	0	0,0	NE		NE	NE	NE	NE	NE	NE	NE	NE	NE	NE	NE		NE	NE	NE	NE
Cardiac disorders	Cardiac failure	Europe	219	34,7	1	0,5	218	34,9	0	0,0	*	Quasi-complete separation of data points detected.			*	WARNING: Negative of Hessian not positive definite.			NE	Algorithm converged.	NE	NE	0,3184	0,2093	NE	Algorithm converged.	NE	NE
Cardiac disorders	Cardiac failure	America	344	54,4	1	0,3	339	54,2	3	0,9	0,33	Convergence criterion (GCONV=1E-8) satisfied.	0,03	3,15	-0,006	Algorithm converged.	-0,017	0,006	0,33	Algorithm converged.	0,03	3,14	0,3092		3,04	Algorithm converged.	0,32	29,19
Cardiac disorders	Cardiac failure	Asia Pacific (Inc. Australia)	69	10,9	0	0,0	68	10,9	1	1,5	*	Quasi-complete separation of data points detected.			*	WARNING: The relative Hessian convergence criterion of 12.210745153 is greater than the limit of 0.0001. The convergence is questionable.			0,00	Algorithm converged.	0,00	NE	0,3138		>999,99	Algorithm converged.	0,00	NE
Cardiac disorders	Cardiac failure acute	Europe	219	34,7	0	0,0	218	34,9	1	0,5	*	Quasi-complete separation of data points detected.			*	ERROR: Error in computing the link function, its derivatives, or the variance function.			0,00	Algorithm converged.	0,00	NE	0,3162	NE	>999,99	Algorithm converged.	0,00	NE
Cardiac disorders	Cardiac failure acute	America	344	54,4	0	0,0	339	54,2	0	0,0	NE		NE	NE	NE	NE	NE	NE	NE	NE	NE	NE	NE		NE	NE	NE	NE
Cardiac disorders	Cardiac failure acute	Asia Pacific (Inc. Australia)	69	10,9	0	0,0	68	10,9	0	0,0	NE		NE	NE	NE	NE	NE	NE	NE	NE	NE	NE	NE		NE	NE	NE	NE
Cardiac disorders	Cardiac failure chronic	Europe	219	34,7	1	0,5	218	34,9	1	0,5	1,00	Convergence criterion (GCONV=1E-8) satisfied.	0,06	16,02	0,000	Algorithm converged.	-0,013	0,013	1,00	Algorithm converged.	0,06	15,81	0,9974	NE	1,01	Algorithm converged.	0,06	15,96
Cardiac disorders	Cardiac failure chronic	America	344	54,4	0	0,0	339	54,2	0	0,0	NE		NE	NE	NE	NE	NE	NE	NE	NE	NE	NE	NE		NE	NE	NE	NE
Cardiac disorders	Cardiac failure chronic	Asia Pacific (Inc. Australia)	69	10,9	0	0,0	68	10,9	0	0,0	NE		NE	NE	NE	NE	NE	NE	NE	NE	NE	NE	NE		NE	NE	NE	NE
Cardiac disorders	Cardiac failure congestive	Europe	219	34,7	0	0,0	218	34,9	2	0,9	*	Quasi-complete separation of data points detected.			*	ERROR: Error in computing the link function, its derivatives, or the variance function.			0,00	Algorithm converged.	0,00	NE	0,1559	0,1343	>999,99	Algorithm converged.	0,00	NE
Cardiac disorders	Cardiac failure congestive	America	344	54,4	2	0,6	339	54,2	2	0,6	0,99	Convergence criterion (GCONV=1E-8) satisfied.	0,14	7,04	0,000	Algorithm converged.	-0,012	0,011	0,99	Algorithm converged.	0,14	6,96	0,9883		1,01	Algorithm converged.	0,14	7,16
Cardiac disorders	Cardiac failure congestive	Asia Pacific (Inc. Australia)	69	10,9	1	1,4	68	10,9	0	0,0	*	Quasi-complete separation of data points detected.			*	WARNING: The relative Hessian convergence criterion of 11.992173254 is greater than the limit of 0.0001. The convergence is questionable.			NE	Algorithm converged.	NE	NE	0,3208		NE	Algorithm converged.	NE	NE
Cardiac disorders	Cardiomegaly	Europe	219	34,7	1	0,5	218	34,9	0	0,0	*	Quasi-complete separation of data points detected.			*	WARNING: Negative of Hessian not positive definite.			NE	Algorithm converged.	NE	NE	0,3184	NE	NE	Algorithm converged.	NE	NE
Cardiac disorders	Cardiomegaly	America	344	54,4	0	0,0	339	54,2	2	0,6	*	Quasi-complete separation of data points detected.			*	ERROR: The mean parameter is either invalid or at a limit of its range for some observations.			0,00	Algorithm converged.	0,00	NE	0,1540		>999,99	Algorithm converged.	0,00	NE
Cardiac disorders	Cardiomegaly	Asia Pacific (Inc. Australia)	69	10,9	0	0,0	68	10,9	0	0,0	NE		NE	NE	NE	NE	NE	NE	NE	NE	NE	NE	NE		NE	NE	NE	NE
Cardiac disorders	Cardiomyopathy	Europe	219	34,7	0	0,0	218	34,9	0	0,0	NE		NE	NE	NE	NE	NE	NE	NE	NE	NE	NE	NE	NE	NE	NE	NE	NE
Cardiac disorders	Cardiomyopathy	America	344	54,4	2	0,6	339	54,2	0	0,0	*	Quasi-complete separation of data points detected.			*	WARNING: Negative of Hessian not positive definite.			NE	Algorithm converged.	NE	NE	0,1600		NE	Algorithm converged.	NE	NE
Cardiac disorders	Cardiomyopathy	Asia Pacific (Inc. Australia)	69	10,9	0	0,0	68	10,9	0	0,0	NE		NE	NE	NE	NE	NE	NE	NE	NE	NE	NE	NE		NE	NE	NE	NE
Cardiac disorders	Chronic left ventricular failure	Europe	219	34,7	0	0,0	218	34,9	0	0,0	NE		NE	NE	NE	NE	NE	NE	NE	NE	NE	NE	NE	NE	NE	NE	NE	NE
Cardiac disorders	Chronic left ventricular failure	America	344	54,4	1	0,3	339	54,2	0	0,0	*	Quasi-complete separation of data points detected.			*	WARNING: Negative of Hessian not positive definite.			NE	Algorithm converged.	NE	NE	0,3209		NE	Algorithm converged.	NE	NE
Cardiac disorders	Chronic left ventricular failure	Asia Pacific (Inc. Australia)	69	10,9	0	0,0	68	10,9	0	0,0	NE		NE	NE	NE	NE	NE	NE	NE	NE	NE	NE	NE		NE	NE	NE	NE
Cardiac disorders	Congestive cardiomyopathy	Europe	219	34,7	0	0,0	218	34,9	0	0,0	NE		NE	NE	NE	NE	NE	NE	NE	NE	NE	NE	NE	NE	NE	NE	NE	NE
Cardiac disorders	Congestive cardiomyopathy	America	344	54,4	0	0,0	339	54,2	1	0,3	*	Quasi-complete separation of data points detected.			*	ERROR: The mean parameter is either invalid or at a limit of its range for some observations.			0,00	Algorithm converged.	0,00	NE	0,3138		>999,99	Algorithm converged.	0,00	NE
Cardiac disorders	Congestive cardiomyopathy	Asia Pacific (Inc. Australia)	69	10,9	0	0,0	68	10,9	0	0,0	NE		NE	NE	NE	NE	NE	NE	NE	NE	NE	NE	NE		NE	NE	NE	NE
Cardiac disorders	Coronary artery disease	Europe	219	34,7	0	0,0	218	34,9	0	0,0	*	Quasi-complete separation of data points detected.			*	ERROR: Error in computing the link function, its derivatives, or the variance function.			0,00	Algorithm converged.	0,00	NE	0,3162	NE	>999,99	Algorithm converged.	0,00	NE
Cardiac disorders	Coronary artery disease	America	344	54,4	2	0,6	339	54,2	1	0,3	1,98	Convergence criterion (GCONV=1E-8) satisfied.	0,18	21,90	0,003	Algorithm converged.	-0,007	0,013	1,97	Algorithm converged.	0,18	21,63	0,5717		0,51	Algorithm converged.	0,05	5,57
Cardiac disorders	Coronary artery disease	Asia Pacific (Inc. Australia)	69	10,9	0	0,0	68	10,9	0	0,0	NE		NE	NE	NE	NE	NE	NE	NE	NE	NE	NE	NE		NE	NE	NE	NE
Cardiac disorders	Coronary artery occlusion	Europe	219	34,7	0	0,0	218	34,9	0	0,0	NE		NE	NE	NE	NE	NE	NE	NE	NE	NE	NE	NE	NE	NE	NE	NE	NE
Cardiac disorders	Coronary artery occlusion	America	344	54,4	1	0,3	339	54,2	1	0,3	*	Quasi-complete separation of data points detected.			*	ERROR: The mean parameter is either invalid or at a limit of its range for some observations.			0,00	Algorithm converged.	0,00	NE	0,3138		>999,99	Algorithm converged.	0,00	NE
Cardiac disorders	Coronary artery occlusion	Asia Pacific (Inc. Australia)	69	10,9	0	0,0	68	10,9	0	0,0	NE		NE	NE	NE	NE	NE	NE	NE	NE	NE	NE	NE		NE	NE	NE	NE
Cardiac disorders	Coronary artery stenosis	Europe	219	34,7	0	0,0	218	34,9	0	0,0	NE		NE	NE	NE	NE	NE	NE	NE	NE	NE	NE	NE	NE	NE	NE	NE	NE
Cardiac disorders	Coronary artery stenosis	America	344	54,4	0	0,0	339	54,2	1	0,3	*	Quasi-complete separation of data points detected.			*	ERROR: The mean parameter is either invalid or at a limit of its range for some observations.			0,00	Algorithm converged.	0,00	NE	0,3138		>999,99	Algorithm converged.	0,00	NE
Cardiac disorders	Coronary artery stenosis	Asia Pacific (Inc. Australia)	69	10,9	0	0,0	68	10,9	0	0,0	NE		NE	NE	NE	NE	NE	NE	NE	NE	NE	NE	NE		NE	NE	NE	NE
Cardiac disorders	Hypertensive heart disease	Europe	219	34,7	1	0,5	218	34,9	0	0,0	*	Quasi-complete separation of data points detected.			*	WARNING: Negative of Hessian not positive definite.			NE	Algorithm converged.	NE	NE	0,3184		NE	Algorithm converged.	NE	NE
Cardiac disorders	Hypertensive heart disease	America	344	54,4	0	0,0	339	54,2	0	0,0	NE		NE	NE	NE	NE	NE	NE	NE	NE	NE	NE	NE		NE	NE	NE	NE
Cardiac disorders	Hypertensive heart disease	Asia Pacific (Inc. Australia)	69	10,9	0	0,0	68	10,9	0	0,0	NE		NE	NE	NE	NE	NE	NE	NE	NE	NE	NE	NE		NE	NE	NE	NE
Cardiac disorders	Ischaemic cardiomyopathy	Europe	219	34,7	0	0,0	218	34,9	0	0,0	NE		NE	NE	NE	NE	NE	NE	NE	NE	NE	NE	NE	NE	NE	NE	NE	NE
Cardiac disorders	Ischaemic cardiomyopathy	America	344	54,4	2	0,6	339	54,2	0	0,0	*	Quasi-complete separation of data points detected.			*	WARNING: Negative of Hessian not positive definite.			NE	Algorithm converged.	NE	NE	0,1600		NE	Algorithm converged.	NE	NE
Cardiac disorders	Ischaemic cardiomyopathy	Asia Pacific (Inc. Australia)	69	10,9	0	0,0	68	10,9	0	0,0	NE		NE	NE	NE	NE	NE	NE	NE	NE	NE	NE	NE		NE	NE	NE	NE
Cardiac disorders	Left ventricular failure	Europe	219	34,7	1	0,5	218	34,9	0	0,0	*	Quasi-complete separation of data points detected.			*	WARNING: Negative of Hessian not positive definite.			NE	Algorithm converged.	NE	NE	0,3184	NE	NE	Algorithm converged.	NE	NE
Cardiac disorders	Left ventricular failure	America	344	54,4	2	0,6	339	54,2	0	0,0	*	Quasi-complete separation of data points detected.			*	WARNING: Negative of Hessian not positive definite.			NE	Algorithm converged.	NE	NE	0,1600		NE	Algorithm converged.	NE	NE
Cardiac disorders	Left ventricular failure	Asia Pacific (Inc. Australia)	69	10,9	0	0,0	68	10,9	0	0,0	NE		NE	NE	NE	NE	NE	NE	NE	NE	NE	NE	NE		NE	NE	NE	NE
Cardiac disorders	Myocardial infarction	Europe	219	34,7	0	0,0	218	34,9	3	0,9	NE		NE	NE	NE	NE	NE	NE	NE	NE	NE	NE	NE	NE	NE	NE	NE	NE

| | | |

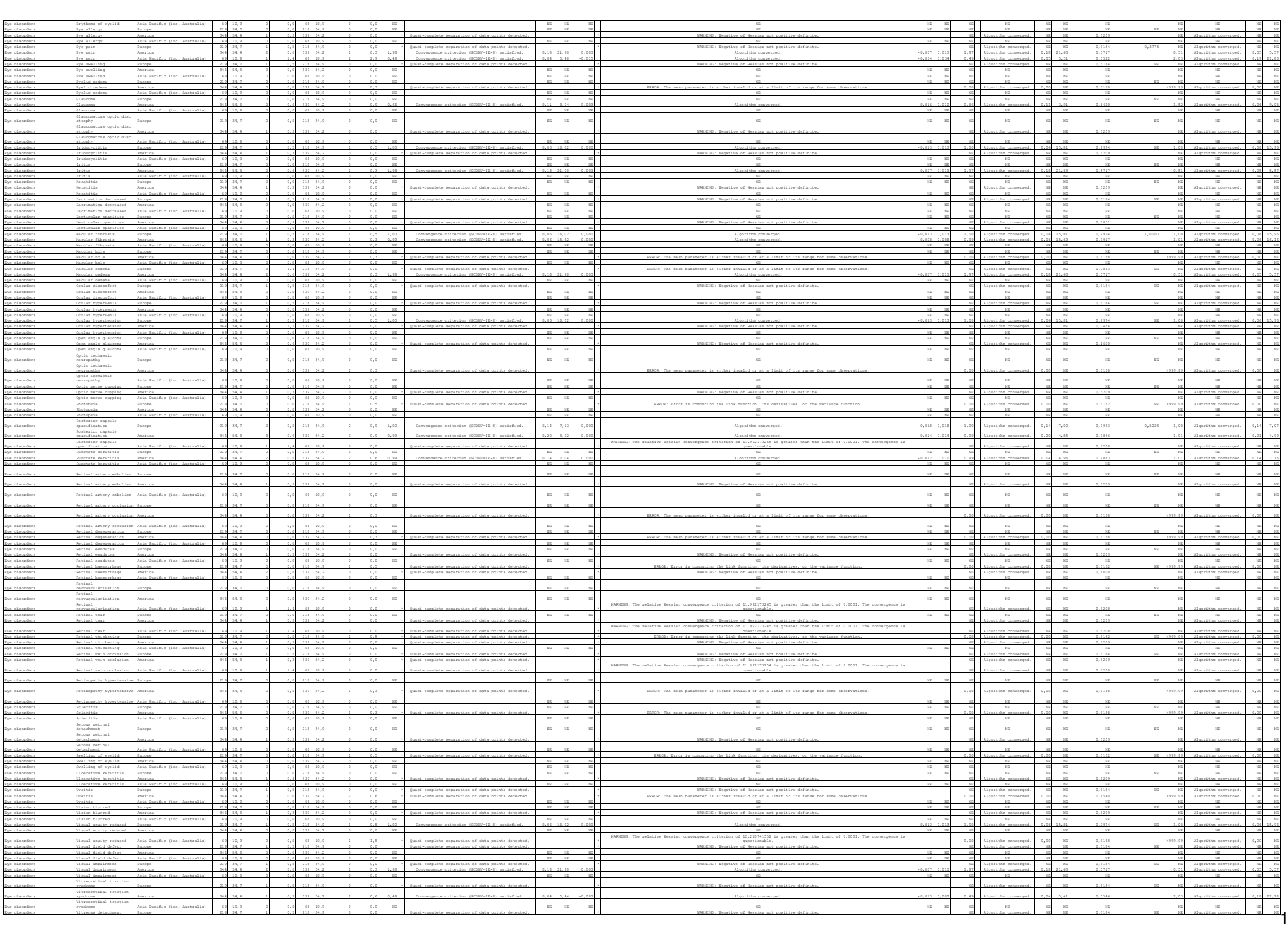

| | | |

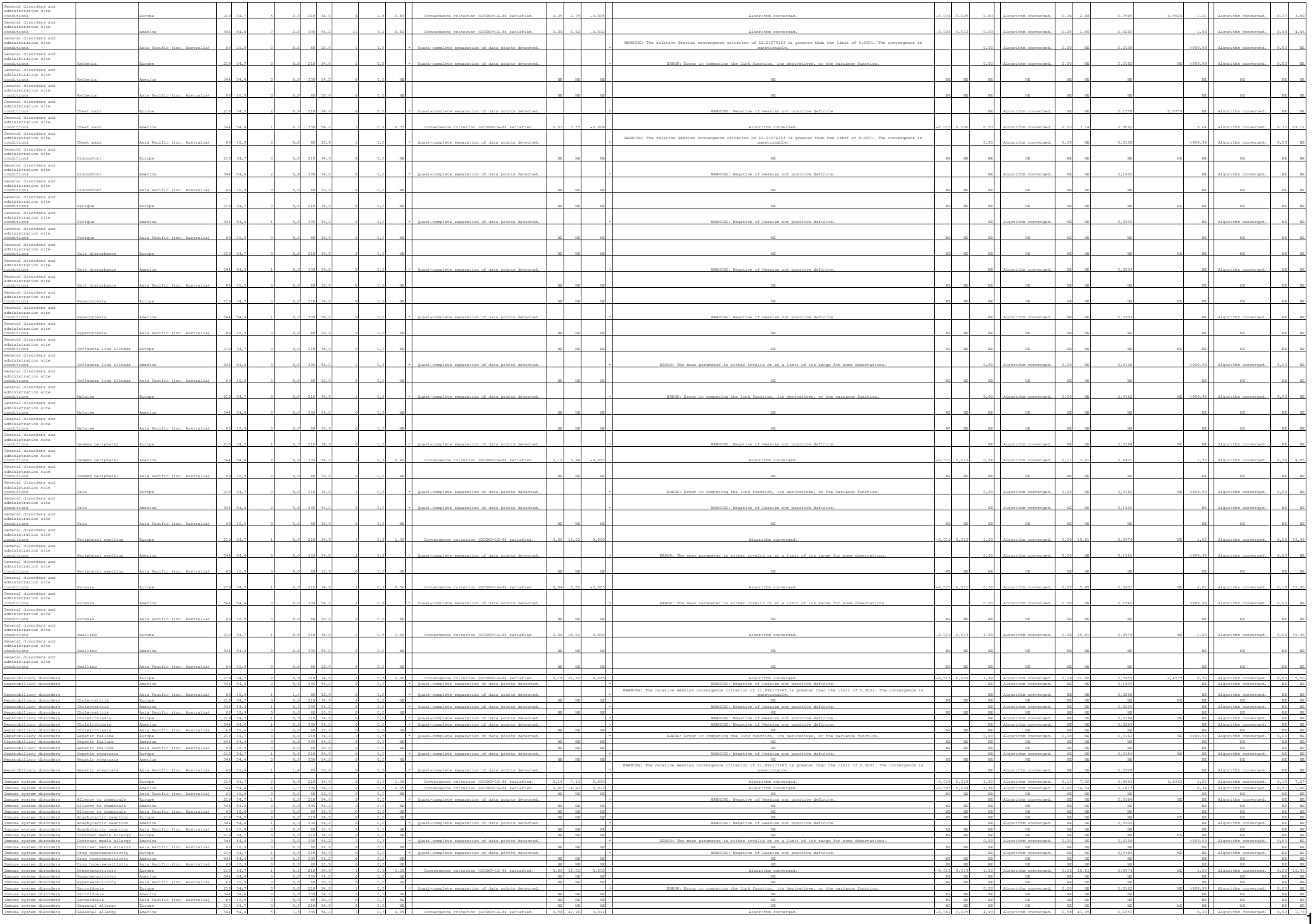

| | | |

Immune system disorders	Seasonal allergy	Asia Pacific (inc. Australia)	69	10,9	0	0,0	68	10,9	0	0,0	NE			NE	NE	NE		NE	NE	NE	NE		NE	NE	NE	NE		NE		NE	NE	NE
Infections and infestations		Europe	219	34,7	30	13,7	218	34,9	31	14,2	0,96		Convergence criterion (GCONV=1E-8) satisfied.	0,56	1,64	-0,005		Algorithm converged.	-0,070	0,060	0,96		Algorithm converged.	0,60	1,53	0,8751	0,8423	1,04		Algorithm converged.	0,65	1,65
Infections and infestations		America	344	54,4	60	17,4	339	54,2	63	18,6	0,93		Convergence criterion (GCONV=1E-8) satisfied.	0,63	1,37	-0,011		Algorithm converged.	-0,069	0,046	0,94		Algorithm converged.	0,68	1,29	0,6979		1,07		Algorithm converged.	0,77	1,47
Infections and infestations		Asia Pacific (inc. Australia)	69	10,9	4	5,8	68	10,9	6	8,8	0,64		Convergence criterion (GCONV=1E-8) satisfied.	0,17	2,36	-0,030		Algorithm converged.	-0,117	0,057	0,66		Algorithm converged.	0,19	2,23	0,4975		1,52		Algorithm converged.	0,45	5,16
Infections and infestations	Abdominal abscess	Europe	219	34,7	0	0,0	218	34,9	0	0,0	NE			NE	NE	NE		NE	NE	NE	NE		NE	NE	NE	NE	NE	NE		NE	NE	NE
Infections and infestations	Abdominal abscess	America	344	54,4	1	0,3	339	54,2	0	0,0		*	Quasi-complete separation of data points detected.				*	WARNING: Negative of Hessian not positive definite.			NE		Algorithm converged.	NE	NE	0,3209		NE		Algorithm converged.	NE	NE
Infections and infestations	Abdominal abscess	Asia Pacific (inc. Australia)	69	10,9	0	0,0	68	10,9	0	0,0	NE			NE	NE	NE		NE	NE	NE	NE		NE	NE	NE	NE		NE		NE	NE	NE
Infections and infestations	Abscess jaw	Europe	219	34,7	0	0,0	218	34,9	1	0,5		*	Quasi-complete separation of data points detected.				*	ERROR: Error in computing the link function, its derivatives, or the variance function.			0,00		Algorithm converged.	0,00	NE	0,3162	NE	>999.99		Algorithm converged.	0,00	NE
Infections and infestations	Abscess jaw	America	344	54,4	0	0,0	339	54,2	0	0,0	NE			NE	NE	NE		NE	NE	NE	NE		NE	NE	NE	NE		NE		NE	NE	NE
Infections and infestations	Abscess jaw	Asia Pacific (inc. Australia)	69	10,9	0	0,0	68	10,9	0	0,0	NE			NE	NE	NE		NE	NE	NE	NE		NE	NE	NE	NE		NE		NE	NE	NE
Infections and infestations	Abscess limb	Europe	219	34,7	0	0,0	218	34,9	0	0,0	NE			NE	NE	NE		NE	NE	NE	NE		NE	NE	NE	NE	NE	NE		NE	NE	NE
Infections and infestations	Abscess limb	America	344	54,4	0	0,0	339	54,2	2	0,6		*	Quasi-complete separation of data points detected.				*	ERROR: The mean parameter is either invalid or at a limit of its range for some observations.			0,00		Algorithm converged.	0,00	NE	0,1540		>999.99		Algorithm converged.	0,00	NE
Infections and infestations	Abscess limb	Asia Pacific (inc. Australia)	69	10,9	0	0,0	68	10,9	0	0,0	NE			NE	NE	NE		NE	NE	NE	NE		NE	NE	NE	NE		NE		NE	NE	NE
Infections and infestations	Acute sinusitis	Europe	219	34,7	0	0,0	218	34,9	0	0,0	NE			NE	NE	NE		NE	NE	NE	NE		NE	NE	NE	NE	NE	NE		NE	NE	NE
Infections and infestations	Acute sinusitis	America	344	54,4	0	0,0	339	54,2	1	0,3		*	Quasi-complete separation of data points detected.				*	ERROR: The mean parameter is either invalid or at a limit of its range for some observations.			0,00		Algorithm converged.	0,00	NE	0,3138		>999.99		Algorithm converged.	0,00	NE
Infections and infestations	Acute sinusitis	Asia Pacific (inc. Australia)	69	10,9	0	0,0	68	10,9	0	0,0	NE			NE	NE	NE		NE	NE	NE	NE		NE	NE	NE	NE		NE		NE	NE	NE
Infections and infestations	Adenoviral conjunctivitis	Europe	219	34,7	1	0,5	218	34,9	2	0,9	0,50		Convergence criterion (GCONV=1E-8) satisfied.	0,04	5,50	-0,005		Algorithm converged.	-0,020	0,011	0,50		Algorithm converged.	0,05	5,45	0,5601	NE	2,01		Algorithm converged.	0,18	22,00
Infections and infestations	Adenoviral conjunctivitis	America	344	54,4	0	0,0	339	54,2	0	0,0	NE			NE	NE	NE		NE	NE	NE	NE		NE	NE	NE	NE		NE		NE	NE	NE
Infections and infestations	Adenoviral conjunctivitis	Asia Pacific (inc. Australia)	69	10,9	0	0,0	68	10,9	0	0,0	NE			NE	NE	NE		NE	NE	NE	NE		NE	NE	NE	NE		NE		NE	NE	NE
Infections and infestations	Alveolar osteitis	Europe	219	34,7	1	0,5	218	34,9	0	0,0		*	Quasi-complete separation of data points detected.				*	WARNING: Negative of Hessian not positive definite.			NE		Algorithm converged.	NE	NE	0,3184	NE	NE		Algorithm converged.	NE	NE
Infections and infestations	Alveolar osteitis	America	344	54,4	0	0,0	339	54,2	0	0,0	NE			NE	NE	NE		NE	NE	NE	NE		NE	NE	NE	NE		NE		NE	NE	NE
Infections and infestations	Alveolar osteitis	Asia Pacific (inc. Australia)	69	10,9	0	0,0	68	10,9	0	0,0	NE			NE	NE	NE		NE	NE	NE	NE		NE	NE	NE	NE		NE		NE	NE	NE
Infections and infestations	Anal abscess	Europe	219	34,7	0	0,0	218	34,9	0	0,0	NE			NE	NE	NE		NE	NE	NE	NE		NE	NE	NE	NE	NE	NE		NE	NE	NE
Infections and infestations	Anal abscess	America	344	54,4	0	0,0	339	54,2	0	0,0	NE			NE	NE	NE		NE	NE	NE	NE		NE	NE	NE	NE		NE		NE	NE	NE
Infections and infestations	Anal abscess	Asia Pacific (inc. Australia)	69	10,9	0	0,0	68	10,9	1	1,5		*	Quasi-complete separation of data points detected.				*	WARNING: The relative Hessian convergence criterion of 12.210741552 is greater than the limit of 0.0001. The convergence is questionable.			0,00		Algorithm converged.	0,00	NE	0,3138		>999.99		Algorithm converged.	0,00	NE
Infections and infestations	Arthritis bacterial	Europe	219	34,7	0	0,0	218	34,9	0	0,0	NE			NE	NE	NE		NE	NE	NE	NE		NE	NE	NE	NE	NE	NE		NE	NE	NE
Infections and infestations	Arthritis bacterial	America	344	54,4	1	0,3	339	54,2	0	0,0		*	Quasi-complete separation of data points detected.				*	WARNING: Negative of Hessian not positive definite.			NE		Algorithm converged.	NE	NE	0,3209		NE		Algorithm converged.	NE	NE
Infections and infestations	Arthritis bacterial	Asia Pacific (inc. Australia)	69	10,9	0	0,0	68	10,9	0	0,0	NE			NE	NE	NE		NE	NE	NE	NE		NE	NE	NE	NE		NE		NE	NE	NE
Infections and infestations	Bronchitis	Europe	219	34,7	1	0,5	218	34,9	1	0,5	1,00		Convergence criterion (GCONV=1E-8) satisfied.	0,06	16,02	0,000		Algorithm converged.	-0,013	0,013	1,00		Algorithm converged.	0,06	15,81	0,9974	0,9746	1,00		Algorithm converged.	0,06	15,96
Infections and infestations	Bronchitis	America	344	54,4	5	1,5	339	54,2	7	2,1	0,70		Convergence criterion (GCONV=1E-8) satisfied.	0,22	2,23	-0,006		Algorithm converged.	-0,026	0,014	0,70		Algorithm converged.	0,23	2,20	0,5434		1,42		Algorithm converged.	0,46	4,43
Infections and infestations	Bronchitis	Asia Pacific (inc. Australia)	69	10,9	0	0,0	68	10,9	0	0,0	NE			NE	NE	NE		NE	NE	NE	NE		NE	NE	NE	NE		NE		NE	NE	NE
Infections and infestations	Bronchitis viral	Europe	219	34,7	0	0,0	218	34,9	0	0,0	NE			NE	NE	NE		NE	NE	NE	NE		NE	NE	NE	NE	NE	NE		NE	NE	NE
Infections and infestations	Bronchitis viral	America	344	54,4	1	0,3	339	54,2	1	0,3	0,99		Convergence criterion (GCONV=1E-8) satisfied.	0,06	15,82	0,000		Algorithm converged.	-0,008	0,008	0,99		Algorithm converged.	0,06	15,69	0,9917		1,01		Algorithm converged.	0,06	16,16
Infections and infestations	Bronchitis viral	Asia Pacific (inc. Australia)	69	10,9	0	0,0	68	10,9	0	0,0	NE			NE	NE	NE		NE	NE	NE	NE		NE	NE	NE	NE		NE		NE	NE	NE
Infections and infestations	COVID-19	Europe	219	34,7	10	4,6	218	34,9	6	2,8	1,69		Convergence criterion (GCONV=1E-8) satisfied.	0,60	4,74	0,018		Algorithm converged.	-0,017	0,053	1,66		Algorithm converged.	0,61	4,49	0,3133	0,9929	0,60		Algorithm converged.	0,22	1,63
Infections and infestations	COVID-19	America	344	54,4	11	3,2	339	54,2	6	1,8	1,83		Convergence criterion (GCONV=1E-8) satisfied.	0,67	5,01	0,014		Algorithm converged.	-0,009	0,038	1,81		Algorithm converged.	0,68	4,83	0,2314		0,55		Algorithm converged.	0,21	1,48
Infections and infestations	COVID-19	Asia Pacific (inc. Australia)	69	10,9	0	0,0	68	10,9	0	0,0	NE			NE	NE	NE		NE	NE	NE	NE		NE	NE	NE	NE		NE		NE	NE	NE
Infections and infestations	COVID-19 pneumonia	Europe	219	34,7	0	0,0	218	34,9	0	0,0	NE			NE	NE	NE		NE	NE	NE	NE		NE	NE	NE	NE	NE	NE		NE	NE	NE
Infections and infestations	COVID-19 pneumonia	America	344	54,4	1	0,3	339	54,2	0	0,0		*	Quasi-complete separation of data points detected.				*	WARNING: Negative of Hessian not positive definite.			NE		Algorithm converged.	NE	NE	0,3209		NE		Algorithm converged.	NE	NE
Infections and infestations	COVID-19 pneumonia	Asia Pacific (inc. Australia)	69	10,9	0	0,0	68	10,9	0	0,0	NE			NE	NE	NE		NE	NE	NE	NE		NE	NE	NE	NE		NE		NE	NE	NE
Infections and infestations	Candida infection	Europe	219	34,7	0	0,0	218	34,9	0	0,0	NE			NE	NE	NE		NE	NE	NE	NE		NE	NE	NE	NE	NE	NE		NE	NE	NE
Infections and infestations	Candida infection	America	344	54,4	1	0,3	339	54,2	1	0,3	0,99		Convergence criterion (GCONV=1E-8) satisfied.	0,06	15,82	0,000		Algorithm converged.	-0,008	0,008	0,99		Algorithm converged.	0,06	15,69	0,9917		1,01		Algorithm converged.	0,06	16,16
Infections and infestations	Candida infection	Asia Pacific (inc. Australia)	69	10,9	0	0,0	68	10,9	0	0,0	NE			NE	NE	NE		NE	NE	NE	NE		NE	NE	NE	NE		NE		NE	NE	NE
Infections and infestations	Cellulitis	Europe	219	34,7	0	0,0	218	34,9	1	0,5		*	Quasi-complete separation of data points detected.				*	ERROR: Error in computing the link function, its derivatives, or the variance function.			0,00		Algorithm converged.	0,00	NE	0,3162	0,3726	>999.99		Algorithm converged.	0,00	NE
Infections and infestations	Cellulitis	America	344	54,4	7	2,0	339	54,2	10	2,9	0,68		Convergence criterion (GCONV=1E-8) satisfied.	0,26	1,82	-0,009		Algorithm converged.	-0,033	0,014	0,69		Algorithm converged.	0,27	1,79	0,4432		1,45		Algorithm converged.	0,56	3,76
Infections and infestations	Cellulitis	Asia Pacific (inc. Australia)	69	10,9	0	0,0	68	10,9	1	1,5		*	Quasi-complete separation of data points detected.				*	WARNING: The relative Hessian convergence criterion of 12.21074153 is greater than the limit of 0.0001. The convergence is questionable.			0,00		Algorithm converged.	0,00	NE	0,3138		>999.99		Algorithm converged.	0,00	NE
Infections and infestations	Cellulitis gangrenous	Europe	219	34,7	0	0,0	218	34,9	1	0,5		*	Quasi-complete separation of data points detected.				*	ERROR: Error in computing the link function, its derivatives, or the variance function.			0,00		Algorithm converged.	0,00	NE	0,3162	NE	>999.99		Algorithm converged.	0,00	NE
Infections and infestations	Cellulitis gangrenous	America	344	54,4	0	0,0	339	54,2	0	0,0	NE			NE	NE	NE		NE	NE	NE	NE		NE	NE	NE	NE		NE		NE	NE	NE
Infections and infestations	Cellulitis gangrenous	Asia Pacific (inc. Australia)	69	10,9	0	0,0	68	10,9	0	0,0	NE			NE	NE	NE		NE	NE	NE	NE		NE	NE	NE	NE		NE		NE	NE	NE
Infections and infestations	Chorioretinitis	Europe	219	34,7	0	0,0	218	34,9	0	0,0	NE			NE	NE	NE		NE	NE	NE	NE		NE	NE	NE	NE	NE	NE		NE	NE	NE
Infections and infestations	Chorioretinitis	America	344	54,4	1	0,3	339	54,2	0	0,0		*	Quasi-complete separation of data points detected.				*	WARNING: Negative of Hessian not positive definite.			NE		Algorithm converged.	NE	NE	0,3209		NE		Algorithm converged.	NE	NE
Infections and infestations	Chorioretinitis	Asia Pacific (inc. Australia)	69	10,9	0	0,0	68	10,9	0	0,0	NE			NE	NE	NE		NE	NE	NE	NE		NE	NE	NE	NE		NE		NE	NE	NE
Infections and infestations	Clostridium difficile infection	Europe	219	34,7	0	0,0	218	34,9	0	0,0	NE			NE	NE	NE		NE	NE	NE	NE		NE	NE	NE	NE	NE	NE		NE	NE	NE
Infections and infestations	Clostridium difficile infection	America	344	54,4	1	0,3	339	54,2	0	0,0		*	Quasi-complete separation of data points detected.				*	WARNING: Negative of Hessian not positive definite.			NE		Algorithm converged.	NE	NE	0,3209		NE		Algorithm converged.	NE	NE
Infections and infestations	Clostridium difficile infection	Asia Pacific (inc. Australia)	69	10,9	0	0,0	68	10,9	0	0,0	NE			NE	NE	NE		NE	NE	NE	NE		NE	NE	NE	NE		NE		NE	NE	NE
Infections and infestations	Complicated appendicitis	Europe	219	34,7	0	0,0	218	34,9	0	0,0	NE			NE	NE	NE		NE	NE	NE	NE		NE	NE	NE	NE	NE	NE		NE	NE	NE
Infections and infestations	Complicated appendicitis	America	344	54,4	0	0,0	339	54,2	1	0,3		*	Quasi-complete separation of data points detected.				*	ERROR: The mean parameter is either invalid or at a limit of its range for some observations.			0,00		Algorithm converged.	0,00	NE	0,3138		>999.99		Algorithm converged.	0,00	NE
Infections and infestations	Complicated appendicitis	Asia Pacific (inc. Australia)	69	10,9	0	0,0	68	10,9	0	0,0	NE			NE	NE	NE		NE	NE	NE	NE		NE	NE	NE	NE		NE		NE	NE	NE
Infections and infestations	Conjunctivitis	Europe	219	34,7	3	1,4	218	34,9	2	0,9	1,50		Convergence criterion (GCONV=1E-8) satisfied.	0,25	9,06	0,005		Algorithm converged.	-0,015	0,024	1,49		Algorithm converged.	0,25	8,85	0,6569	0,7576	0,67		Algorithm converged.	0,11	3,97
Infections and infestations	Conjunctivitis	America	344	54,4	1	0,3	339	54,2	2	0,6	0,49		Convergence criterion (GCONV=1E-8) satisfied.	0,04	5,44	-0,003		Algorithm converged.	-0,013	0,007	0,49		Algorithm converged.	0,04	5,41	0,5546		2,03		Algorithm converged.	0,18	22,28
Infections and infestations	Conjunctivitis	Asia Pacific (inc. Australia)	69	10,9	0	0,0	68	10,9	0	0,0	NE			NE	NE	NE		NE	NE	NE	NE		NE	NE	NE	NE		NE		NE	NE	NE
Infections and infestations	Coronavirus infection	Europe	219	34,7	0	0,0	218	34,9	0	0,0	NE			NE	NE	NE		NE	NE	NE	NE		NE	NE	NE	NE	NE	NE		NE	NE	NE
Infections and infestations	Coronavirus infection	America	344	54,4	1	0,3	339	54,2	2	0,6	0,49		Convergence criterion (GCONV=1E-8) satisfied.	0,04	5,44	-0,003		Algorithm converged.	-0,013	0,007	0,49		Algorithm converged.	0,04	5,41	0,5546		2,03		Algorithm converged.	0,18	22,28
Infections and infestations	Coronavirus infection	Asia Pacific (inc. Australia)	69	10,9	0	0,0	68	10,9	0	0,0	NE			NE	NE	NE		NE	NE	NE	NE		NE	NE	NE	NE		NE		NE	NE	NE
Infections and infestations	Cystitis	Europe	219	34,7	0	0,0	218	34,9	0	0,0	NE			NE	NE	NE		NE	NE	NE	NE		NE	NE	NE	NE	NE	NE		NE	NE	NE
Infections and infestations	Cystitis	America	344	54,4	0	0,0	339	54,2	0	0,0	NE			NE	NE	NE		NE	NE	NE	NE		NE	NE	NE	NE		NE		NE	NE	NE
Infections and infestations	Cystitis	Asia Pacific (inc. Australia)	69	10,9	1	1,4	68	10,9	0	0,0		*	Quasi-complete separation of data points detected.				*	WARNING: The relative Hessian convergence criterion of 11.992173265 is greater than the limit of 0.0001. The convergence is questionable.			NE		Algorithm converged.	NE	NE	0,3208		NE		Algorithm converged.	NE	NE
Infections and infestations	Ear infection	Europe	219	34,7	0	0,0	218	34,9	0	0,0	NE			NE	NE	NE		NE	NE	NE	NE		NE	NE	NE	NE	NE	NE		NE	NE	NE
Infections and infestations	Ear infection	America	344	54,4	1	0,3	339	54,2	1	0,3	0,99		Convergence criterion (GCONV=1E-8) satisfied.	0,06	15,82	0,000		Algorithm converged.	-0,008	0,008	0,99		Algorithm converged.	0,06	15,69	0,9917		1,01		Algorithm converged.	0,06	16,16
Infections and infestations	Ear infection	Asia Pacific (inc. Australia)	69	10,9	0	0,0	68	10,9	0	0,0	NE			NE	NE	NE		NE	NE	NE	NE		NE	NE	NE	NE		NE		NE	NE	NE
Infections and infestations	Endocarditis	Europe	219	34,7	0	0,0	218	34,9	0	0,0	NE			NE	NE	NE		NE	NE	NE	NE		NE	NE	NE	NE	NE	NE		NE	NE	NE
Infections and infestations	Endocarditis	America	344	54,4	0	0,0	339	54,2	1	0,3		*	Quasi-complete separation of data points detected.				*	ERROR: The mean parameter is either invalid or at a limit of its range for some observations.			0,00		Algorithm converged.	0,00	NE	0,3138		>999.99		Algorithm converged.	0,00	NE
Infections and infestations	Endocarditis	Asia Pacific (inc. Australia)	69	10,9	0	0,0	68	10,9	0	0,0	NE			NE	NE	NE		NE	NE	NE	NE		NE	NE	NE	NE		NE		NE	NE	NE
Infections and infestations	Endophthalmitis	Europe	219	34,7	0	0,0	218	34,9	0	0,0	NE			NE	NE	NE		NE	NE	NE	NE		NE	NE	NE	NE	NE	NE		NE	NE	NE
Infections and infestations	Endophthalmitis	America	344	54,4	2	0,6	339	54,2	0	0,0		*	Quasi-complete separation of data points detected.				*	WARNING: Negative of Hessian not positive definite.			NE		Algorithm converged.	NE	NE	0,1600		NE		Algorithm converged.	NE	NE
Infections and infestations	Endophthalmitis	Asia Pacific (inc. Australia)	69	10,9	0	0,0	68	10,9	0	0,0	NE			NE	NE	NE		NE	NE	NE	NE		NE	NE	NE	NE		NE		NE	NE	NE
Infections and infestations	Folliculitis	Europe	219	34,7	0	0,0	218	34,9	0	0,0	NE			NE	NE	NE		NE	NE	NE	NE		NE	NE	NE	NE	NE	NE		NE	NE	NE
Infections and infestations	Folliculitis	America	344	54,4	0	0,0	339	54,2	1	0,3		*	Quasi-complete separation of data points detected.				*	ERROR: The mean parameter is either invalid or at a limit of its range for some observations.			0,00		Algorithm converged.	0,00	NE	0,3138		>999.99		Algorithm converged.	0,00	NE
Infections and infestations	Folliculitis	Asia Pacific (inc. Australia)	69	10,9	0	0,0	68	10,9	0	0,0	NE			NE	NE	NE		NE	NE	NE	NE		NE	NE	NE	NE		NE		NE	NE	NE
Infections and infestations	Fungal skin infection	Europe	219	34,7	0	0,0	218	34,9	0	0,0	NE			NE	NE	NE		NE	NE	NE	NE		NE	NE	NE	NE	NE	NE		NE	NE	NE
Infections and infestations	Fungal skin infection	America	344	54,4	1	0,3	339	54,2	0	0,0		*	Quasi-complete separation of data points detected.				*	WARNING: Negative of Hessian not positive definite.			NE		Algorithm converged.	NE	NE	0,3209		NE		Algorithm converged.	NE	NE
Infections and infestations	Fungal skin infection	Asia Pacific (inc. Australia)	69	10,9	0	0,0	68	10,9	0	0,0	NE			NE	NE	NE		NE	NE	NE	NE		NE	NE	NE	NE		NE		NE	NE	NE
Infections and infestations	Gangrene	Europe	219	34,7	1	0,5	218	34,9	2	0,9	0,50		Convergence criterion (GCONV=1E-8) satisfied.	0,04	5,50	-0,005		Algorithm converged.	-0,020	0,011	0,50		Algorithm converged.	0,05	5,45	0,5601	NE	2,01		Algorithm converged.	0,18	22,00
Infections and infestations	Gangrene	America	344	54,4	1	0,3	339	54,2	0	0,0		*	Quasi-complete separation of data points detected.				*	WARNING: Negative of Hessian not positive definite.			NE		Algorithm converged.	NE	NE	0,3209		NE		Algorithm converged.	NE	NE
Infections and infestations	Gangrene	Asia Pacific (inc. Australia)	69	10,9	0	0,0	68	10,9	0	0,0	NE			NE	NE	NE		NE	NE	NE	NE		NE	NE	NE	NE		NE		NE	NE	NE
Infections and infestations	Gastric infection	Europe	219	34,7	0	0,0	218	34,9	0	0,0	NE			NE	NE	NE		NE	NE	NE	NE		NE	NE	NE	NE	NE	NE		NE	NE	NE

Infections and infestations	Gastric infection	America	344	54,4	1	0,3	339	54,2	1	0,3		Quasi-complete separation of data points detected.				ERROR: The mean parameter is either invalid or at a limit of its range for some observations.			0,00	Algorithm converged.	0,00	NE	0,3138		>999,99	Algorithm converged.	0,00	NE
Infections and infestations	Gastric infection	Asia Pacific (Inc. Australia)	69	10,3	1	0,0	68	10,3	1	0,0	NE		NE	NE	NE	NE	NE	NE	NE	NE	NE	NE	NE	NE	NE	NE	NE	NE	NE	NE	NE	NE	NE	NE	NE	NE
Infections and infestations	Gastroenteritis	Europe	219	34,7	1	0,0	218	34,9	1	0,0	NE		NE	NE	NE	NE	NE	NE	NE	NE	NE	NE	NE	NE	NE	NE	NE	NE	NE	NE	NE	NE	NE	NE	NE	NE
Infections and infestations	Gastroenteritis	America	344	54,4	1	0,3	339	54,2	1	0,3		Quasi-complete separation of data points detected.				WARNING: Negative of Hessian not positive definite.			NE	Algorithm converged.	NE	NE	0,3209		NE	Algorithm converged.	NE	NE
Infections and infestations	Gastroenteritis	Asia Pacific (Inc. Australia)	69	10,4	1	1,4	68	10,3	1	0,0		Quasi-complete separation of data points detected.				WARNING: The relative Hessian convergence criterion of 11.992173276 is greater than the limit of 0.0001. The convergence is questionable.			NE	Algorithm converged.	NE	NE	0,3208		NE	Algorithm converged.	NE	NE
Infections and infestations	Gastroenteritis viral	Europe	219	34,7	1	0,0	218	34,9	1	0,0	NE		NE	NE	NE	NE	NE	NE	NE	NE	NE	NE	NE	NE	NE	NE	NE	NE	NE	NE	NE	NE	NE	NE	NE	NE
Infections and infestations	Gastroenteritis viral	America	344	54,4	1	0,3	339	54,2	1	0,3	0,33	Convergence criterion (GCONV=1E-8) satisfied.	0,03	9,15	-0,030	Algorithm converged.	-0,017	0,036	0,33	Algorithm converged.	0,03	9,14	0,3092		9,04	Algorithm converged.	0,32	29,12
Infections and infestations	Gastrointestinal viral infection	Asia Pacific (Inc. Australia)	69	10,3	1	0,0	68	10,3	1	1,5		Quasi-complete separation of data points detected.				WARNING: The relative Hessian convergence criterion of 12.21074153 is greater than the limit of 0.0001. The convergence is questionable.			0,00	Algorithm converged.	0,00	NE	0,3138		>999,99	Algorithm converged.	0,00	NE
Infections and infestations	Gastrointestinal bacterial overgrowth	Europe	219	34,7	1	0,0	218	34,9	1	0,0	NE		NE	NE	NE	NE	NE	NE	NE	NE	NE	NE	NE	NE	NE	NE	NE	NE	NE	NE	NE	NE	NE	NE	NE	NE
Infections and infestations	Gastrointestinal bacterial overgrowth	America	344	54,4	1	0,3	339	54,2	1	0,3		Quasi-complete separation of data points detected.				ERROR: The mean parameter is either invalid or at a limit of its range for some observations.			0,00	Algorithm converged.	0,00	NE	0,3138		>999,99	Algorithm converged.	0,00	NE
Infections and infestations	Gastrointestinal bacterial overgrowth	Asia Pacific (Inc. Australia)	69	10,3	1	0,0	68	10,3	1	0,0	NE		NE	NE	NE	NE	NE	NE	NE	NE	NE	NE	NE	NE	NE	NE	NE	NE	NE	NE	NE	NE	NE	NE	NE	NE
Infections and infestations	Gastrointestinal infection	Europe	219	34,7	1	0,3	218	34,9	1	0,3		Quasi-complete separation of data points detected.				WARNING: Negative of Hessian not positive definite.			NE	Algorithm converged.	NE	NE	0,3184		NE	Algorithm converged.	NE	NE
Infections and infestations	Gastrointestinal infection	America	344	54,4	1	0,3	339	54,2	1	0,3	NE		NE	NE	NE	NE	NE	NE	NE	NE	NE	NE	NE	NE	NE	NE	NE	NE	NE	NE	NE	NE	NE	NE	NE	NE
Infections and infestations	Gastrointestinal infection	Asia Pacific (Inc. Australia)	69	10,3	1	0,0	68	10,3	1	0,0	NE		NE	NE	NE	NE	NE	NE	NE	NE	NE	NE	NE	NE	NE	NE	NE	NE	NE	NE	NE	NE	NE	NE	NE	NE
Infections and infestations	Gastrointestinal viral infection	Europe	219	34,7	1	0,0	218	34,9	1	0,0	NE		NE	NE	NE	NE	NE	NE	NE	NE	NE	NE	NE	NE	NE	NE	NE	NE	NE	NE	NE	NE	NE	NE	NE	NE
Infections and infestations	Gastrointestinal viral infection	America	344	54,4	1	0,3	339	54,2	1	0,3		Quasi-complete separation of data points detected.				ERROR: The mean parameter is either invalid or at a limit of its range for some observations.			0,00	Algorithm converged.	0,00	NE	0,3138		>999,99	Algorithm converged.	0,00	NE
Infections and infestations	Gastrointestinal viral infection	Asia Pacific (Inc. Australia)	69	10,3	1	0,0	68	10,3	1	0,0	NE		NE	NE	NE	NE	NE	NE	NE	NE	NE	NE	NE	NE	NE	NE	NE	NE	NE	NE	NE	NE	NE	NE	NE	NE
Infections and infestations	Herpes pharyngitis	Europe	219	34,7	1	0,5	218	34,9	1	0,5		Quasi-complete separation of data points detected.				WARNING: Negative of Hessian not positive definite.			NE	Algorithm converged.	NE	NE	0,3184		NE	Algorithm converged.	NE	NE
Infections and infestations	Herpes pharyngitis	America	344	54,4	1	0,3	339	54,2	1	0,3	NE		NE	NE	NE	NE	NE	NE	NE	NE	NE	NE	NE	NE	NE	NE	NE	NE	NE	NE	NE	NE	NE	NE	NE	NE
Infections and infestations	Herpes pharyngitis	Asia Pacific (Inc. Australia)	69	10,3	1	0,0	68	10,3	1	0,0	NE		NE	NE	NE	NE	NE	NE	NE	NE	NE	NE	NE	NE	NE	NE	NE	NE	NE	NE	NE	NE	NE	NE	NE	NE
Infections and infestations	Herpes zoster	Europe	219	34,7	1	0,0	218	34,9	1	0,0	NE		NE	NE	NE	NE	NE	NE	NE	NE	NE	NE	NE	NE	NE	NE	NE	NE	NE	NE	NE	NE	NE	NE	NE	NE
Infections and infestations	Herpes zoster	America	344	54,4	2	0,6	339	54,2	2	0,6	0,99	Convergence criterion (GCONV=1E-8) satisfied.	0,14	7,04	0,000	Algorithm converged.	-0,012	0,011	0,99	Algorithm converged.	0,14	6,96	0,9883		1,01	Algorithm converged.	0,14	7,16
Infections and infestations	Herpes zoster	Asia Pacific (Inc. Australia)	69	10,3	1	0,0	68	10,3	1	0,0	NE		NE	NE	NE	NE	NE	NE	NE	NE	NE	NE	NE	NE	NE	NE	NE	NE	NE	NE	NE	NE	NE	NE	NE	NE
Infections and infestations	Herpes zoster otticus	Europe	219	34,7	1	0,0	218	34,9	1	0,0	NE		NE	NE	NE	NE	NE	NE	NE	NE	NE	NE	NE	NE	NE	NE	NE	NE	NE	NE	NE	NE	NE	NE	NE	NE
Infections and infestations	Herpes zoster otticus	America	344	54,4	1	0,3	339	54,2	1	0,3		Quasi-complete separation of data points detected.				ERROR: The mean parameter is either invalid or at a limit of its range for some observations.			0,00	Algorithm converged.	0,00	NE	0,3138		>999,99	Algorithm converged.	0,00	NE
Infections and infestations	Herpes zoster otticus	Asia Pacific (Inc. Australia)	69	10,4	1	0,0	68	10,3	1	0,0	NE		NE	NE	NE	NE	NE	NE	NE	NE	NE	NE	NE	NE	NE	NE	NE	NE	NE	NE	NE	NE	NE	NE	NE	NE
Infections and infestations	Hordeolum	Europe	219	34,7	1	0,7	218	34,9	1	0,5		Quasi-complete separation of data points detected.				WARNING: Negative of Hessian not positive definite.			NE	Algorithm converged.	NE	NE	0,3184		NE	Algorithm converged.	NE	NE
Infections and infestations	Hordeolum	America	344	54,4	1	0,3	339	54,2	1	0,3		Quasi-complete separation of data points detected.				ERROR: The mean parameter is either invalid or at a limit of its range for some observations.			0,00	Algorithm converged.	0,00	NE	0,3138		>999,99	Algorithm converged.	0,00	NE
Infections and infestations	Hordeolum	Asia Pacific (Inc. Australia)	69	10,3	1	0,0	68	10,3	1	0,0	NE		NE	NE	NE	NE	NE	NE	NE	NE	NE	NE	NE	NE	NE	NE	NE	NE	NE	NE	NE	NE	NE	NE	NE	NE
Infections and infestations	Influenza	Europe	219	34,7	1	1,4	218	34,9	1	0,5	3,01	Convergence criterion (GCONV=1E-8) satisfied.	0,31	29,19	0,009	Algorithm converged.	-0,009	0,027	2,99	Algorithm converged.	0,31	28,49	0,3179	0,2545	0,33	Algorithm converged.	0,04	3,19
Infections and infestations	Influenza	America	344	54,4	1	2,0	339	54,2	2	0,6	3,50	Convergence criterion (GCONV=1E-8) satisfied.	0,72	16,96	0,014	Algorithm converged.	-0,003	0,031	3,45	Algorithm converged.	0,72	16,48	0,0380		0,29	Algorithm converged.	0,04	1,39
Infections and infestations	Influenza viral	Asia Pacific (Inc. Australia)	69	10,9	1	0,0	68	10,3	1	1,5		Quasi-complete separation of data points detected.				WARNING: The relative Hessian convergence criterion of 12.21074153 is greater than the limit of 0.0001. The convergence is questionable.			0,00	Algorithm converged.	0,00	NE	0,3138		>999,99	Algorithm converged.	0,00	NE
Infections and infestations	Keratitis bacterial	Europe	219	34,7	1	0,5	218	34,9	1	0,5		Quasi-complete separation of data points detected.				ERROR: Error in computing the link function, its derivatives, or the variance function.			0,00	Algorithm converged.	0,00	NE	0,3162		>999,99	Algorithm converged.	0,01	NE
Infections and infestations	Keratitis bacterial	America	344	54,4	1	0,3	339	54,2	1	0,3	NE		NE	NE	NE	NE	NE	NE	NE	NE	NE	NE	NE	NE	NE	NE	NE	NE	NE	NE	NE	NE	NE	NE	NE	NE
Infections and infestations	Keratitis bacterial	Asia Pacific (Inc. Australia)	69	10,3	1	0,0	68	10,3	1	0,0	NE		NE	NE	NE	NE	NE	NE	NE	NE	NE	NE	NE	NE	NE	NE	NE	NE	NE	NE	NE	NE	NE	NE	NE	NE
Infections and infestations	Keratitis viral	Europe	219	34,7	1	0,0	218	34,9	1	0,5		Quasi-complete separation of data points detected.				ERROR: Error in computing the link function, its derivatives, or the variance function.			0,00	Algorithm converged.	0,00	NE	0,3162		>999,99	Algorithm converged.	0,01	NE
Infections and infestations	Keratitis viral	America	344	54,4	1	0,0	339	54,2	1	0,0	NE		NE	NE	NE	NE	NE	NE	NE	NE	NE	NE	NE	NE	NE	NE	NE	NE	NE	NE	NE	NE	NE	NE	NE	NE
Infections and infestations	Keratitis viral	Asia Pacific (Inc. Australia)	69	10,3	1	0,0	68	10,3	1	0,0	NE		NE	NE	NE	NE	NE	NE	NE	NE	NE	NE	NE	NE	NE	NE	NE	NE	NE	NE	NE	NE	NE	NE	NE	NE
Infections and infestations	Keratouveitis	Europe	219	34,7	1	0,0	218	34,9	1	0,0	NE		NE	NE	NE	NE	NE	NE	NE	NE	NE	NE	NE	NE	NE	NE	NE	NE	NE	NE	NE	NE	NE	NE	NE	NE
Infections and infestations	Keratouveitis	America	344	54,4	1	0,3	339	54,2	1	0,3		Quasi-complete separation of data points detected.				WARNING: Negative of Hessian not positive definite.			NE	Algorithm converged.	NE	NE	0,3209		NE	Algorithm converged.	NE	NE
Infections and infestations	Keratouveitis	Asia Pacific (Inc. Australia)	69	10,3	1	0,0	68	10,3	1	0,0	NE		NE	NE	NE	NE	NE	NE	NE	NE	NE	NE	NE	NE	NE	NE	NE	NE	NE	NE	NE	NE	NE	NE	NE	NE
Infections and infestations	Kidney infection	Europe	219	34,7	1	0,5	218	34,9	1	0,5		Quasi-complete separation of data points detected.				WARNING: Negative of Hessian not positive definite.			NE	Algorithm converged.	NE	NE	0,3184		NE	Algorithm converged.	NE	NE
Infections and infestations	Kidney infection	America	344	54,4	1	0,3	339	54,2	1	0,3		Quasi-complete separation of data points detected.				WARNING: Negative of Hessian not positive definite.			NE	Algorithm converged.	NE	NE	0,3209		NE	Algorithm converged.	NE	NE
Infections and infestations	Kidney infection	Asia Pacific (Inc. Australia)	69	10,3	1	0,0	68	10,3	1	0,0	NE		NE	NE	NE	NE	NE	NE	NE	NE	NE	NE	NE	NE	NE	NE	NE	NE	NE	NE	NE	NE	NE	NE	NE	NE
Infections and infestations	Laryngitis	Europe	219	34,7	1	0,5	218	34,9	1	0,5		Quasi-complete separation of data points detected.				ERROR: Error in computing the link function, its derivatives, or the variance function.			0,00	Algorithm converged.	0,00	NE	0,3162		>999,99	Algorithm converged.	0,01	NE
Infections and infestations	Laryngitis	America	344	54,4	1	0,3	339	54,2	1	0,3	NE		NE	NE	NE	NE	NE	NE	NE	NE	NE	NE	NE	NE	NE	NE	NE	NE	NE	NE	NE	NE	NE	NE	NE	NE
Infections and infestations	Laryngitis	Asia Pacific (Inc. Australia)	69	10,3	1	0,0	68	10,3	1	0,0	NE		NE	NE	NE	NE	NE	NE	NE	NE	NE	NE	NE	NE	NE	NE	NE	NE	NE	NE	NE	NE	NE	NE	NE	NE
Infections and infestations	Localised infection	Europe	219	34,7	1	0,0	218	34,9	1	0,0	NE		NE	NE	NE	NE	NE	NE	NE	NE	NE	NE	NE	NE	NE	NE	NE	NE	NE	NE	NE	NE	NE	NE	NE	NE
Infections and infestations	Localised infection	America	344	54,4	4	1,2	339	54,2	4	0,3	1,32	Convergence criterion (GCONV=1E-8) satisfied.	0,29	5,93	0,003	Algorithm converged.	-0,012	0,016	1,31	Algorithm converged.	0,30	5,83	0,7167		0,74	Algorithm converged.	0,11	3,31
Infections and infestations	Localised infection	Asia Pacific (Inc. Australia)	69	10,3	1	0,0	68	10,3	1	1,5		Quasi-complete separation of data points detected.				WARNING: The relative Hessian convergence criterion of 12.21074153 is greater than the limit of 0.0001. The convergence is questionable.			0,00	Algorithm converged.	0,00	NE	0,3138		>999,99	Algorithm converged.	0,00	NE
Infections and infestations	Lower respiratory tract infection	Europe	219	34,7	1	0,5	218	34,9	1	0,5	1,00	Convergence criterion (GCONV=1E-8) satisfied.	0,06	16,02	0,000	Algorithm converged.	-0,015	0,015	1,00	Algorithm converged.	0,06	15,81	0,3974		1,00	Algorithm converged.	0,04	13,94
Infections and infestations	Lower respiratory tract infection	America	344	54,4	1	0,0	339	54,2	1	0,0	NE		NE	NE	NE	NE	NE	NE	NE	NE	NE	NE	NE	NE	NE	NE	NE	NE	NE	NE	NE	NE	NE	NE	NE	NE
Infections and infestations	Lower respiratory tract infection	Asia Pacific (Inc. Australia)	69	10,3	1	0,0	68	10,3	1	0,0	NE		NE	NE	NE	NE	NE	NE	NE	NE	NE	NE	NE	NE	NE	NE	NE	NE	NE	NE	NE	NE	NE	NE	NE	NE
Infections and infestations	Nasopharyngitis	Europe	219	34,7	1	1,4	218	34,9	2	2,3	0,43	Convergence criterion (GCONV=1E-8) satisfied.	0,12	1,99	-0,014	Algorithm converged.	-0,040	0,013	0,50	Algorithm converged.	0,13	1,96	0,3095	0,8148	2,01	Algorithm converged.	0,31	7,93
Infections and infestations	Nasopharyngitis	America	344	54,4	1	2,0	339	54,2	8	2,4	0,86	Convergence criterion (GCONV=1E-8) satisfied.	0,31	2,45	-0,003	Algorithm converged.	-0,025	0,019	0,84	Algorithm converged.	0,32	2,35	0,7722		1,16	Algorithm converged.	0,43	3,16
Infections and infestations	Nasopharyngitis	Asia Pacific (Inc. Australia)	69	10,3	1	0,0	68	10,3	1	0,0	NE		NE	NE	NE	NE	NE	NE	NE	NE	NE	NE	NE	NE	NE	NE	NE	NE	NE	NE	NE	NE	NE	NE	NE	NE
Infections and infestations	Osteomyelitis	Europe	219	34,7	1	0,0	218	34,9	1	1,4		Quasi-complete separation of data points detected.				ERROR: Error in computing the link function, its derivatives, or the variance function.			0,00	Algorithm converged.	0,00	NE	0,3819		>999,99	Algorithm converged.	0,01	NE
Infections and infestations	Osteomyelitis	America	344	54,4	1	0,3	339	54,2	1	0,3		Quasi-complete separation of data points detected.				WARNING: Negative of Hessian not positive definite.			NE	Algorithm converged.	NE	NE	0,3209		NE	Algorithm converged.	NE	NE
Infections and infestations	Osteomyelitis	Asia Pacific (Inc. Australia)	69	10,3	1	0,0	68	10,3	1	0,0	NE		NE	NE	NE	NE	NE	NE	NE	NE	NE	NE	NE	NE	NE	NE	NE	NE	NE	NE	NE	NE	NE	NE	NE	NE
Infections and infestations	Osteomyelitis acute	Europe	219	34,7	1	0,0	218	34,9	1	0,0	NE		NE	NE	NE	NE	NE	NE	NE	NE	NE	NE	NE	NE	NE	NE	NE	NE	NE	NE	NE	NE	NE	NE	NE	NE
Infections and infestations	Osteomyelitis acute	America	344	54,4	1	0,3	339	54,2	1	0,3		Quasi-complete separation of data points detected.				ERROR: The mean parameter is either invalid or at a limit of its range for some observations.			0,00	Algorithm converged.	0,00	NE	0,3138		>999,99	Algorithm converged.	0,00	NE
Infections and infestations	Osteomyelitis acute	Asia Pacific (Inc. Australia)	69	10,3	1	0,0	68	10,3	1	0,0	NE		NE	NE	NE	NE	NE	NE	NE	NE	NE	NE	NE	NE	NE	NE	NE	NE	NE	NE	NE	NE	NE	NE	NE	NE
Infections and infestations	Otitis externa	Europe	219	34,7	1	0,0	218	34,9	1	0,0	NE		NE	NE	NE	NE	NE	NE	NE	NE	NE	NE	NE	NE	NE	NE	NE	NE	NE	NE	NE	NE	NE	NE	NE	NE
Infections and infestations	Otitis externa	America	344	54,4	1	0,3	339	54,2	1	0,3	NE		NE	NE	NE	NE	NE	NE	NE	NE	NE	NE	NE	NE	NE	NE	NE	NE	NE	NE	NE	NE	NE	NE	NE	NE
Infections and infestations	Otitis externa	Asia Pacific (Inc. Australia)	69	10,3	1	1,4	68	10,3	1	0,0		Quasi-complete separation of data points detected.				WARNING: The relative Hessian convergence criterion of 11.992173265 is greater than the limit of 0.0001. The convergence is questionable.			NE	Algorithm converged.	NE	NE	0,3208		NE	Algorithm converged.	NE	NE
Infections and infestations	Otitis media	Europe	219	34,7	1	0,0	218	34,9	1	0,0	NE		NE	NE	NE	NE	NE	NE	NE	NE	NE	NE	NE	NE	NE	NE	NE	NE	NE	NE	NE	NE	NE	NE	NE	NE
Infections and infestations	Otitis media	America	344	54,4	2	0,6	339	54,2	2	0,6		Quasi-complete separation of data points detected.				WARNING: Negative of Hessian not positive definite.			NE	Algorithm converged.	NE	NE	0,1605		NE	Algorithm converged.	NE	NE
Infections and infestations	Otitis media	Asia Pacific (Inc. Australia)	69	10,3	1	0,0	68	10,3	1	0,0	NE		NE	NE	NE	NE	NE	NE	NE	NE	NE	NE	NE	NE	NE	NE	NE	NE	NE	NE	NE	NE	NE	NE	NE	NE
Infections and infestations	Otitis media acute	Europe	219	34,7	1	0,0	218	34,9	1	0,0	NE		NE	NE	NE	NE	NE	NE	NE	NE	NE	NE	NE	NE	NE	NE	NE	NE	NE	NE	NE	NE	NE	NE	NE	NE
Infections and infestations	Otitis media acute	America	344	54,4	1	0,3	339	54,2	1	0,3		Quasi-complete separation of data points detected.				ERROR: The mean parameter is either invalid or at a limit of its range for some observations.			0,00	Algorithm converged.	0,00	NE	0,3138		>999,99	Algorithm converged.	0,01	NE
Infections and infestations	Otitis media acute	Asia Pacific (Inc. Australia)	69	10,3	1	0,0	68	10,3	1	0,0	NE		NE	NE	NE	NE	NE	NE	NE	NE	NE	NE	NE	NE	NE	NE	NE	NE	NE	NE	NE	NE	NE	NE	NE	NE
Infections and infestations	Peptic ulcer helicobacter	Europe	219	34,7	1	0,0	218	34,9	1	0,0	NE		NE	NE	NE	NE	NE	NE	NE	NE	NE	NE	NE	NE	NE	NE	NE	NE	NE	NE	NE	NE	NE	NE	NE	NE
Infections and infestations	Peptic ulcer helicobacter	America	344	54,4	1	0,3	339	54,2	1	0,3		Quasi-complete separation of data points detected.				ERROR: The mean parameter is either invalid or at a limit of its range for some observations.			0,00	Algorithm converged.	0,00	NE	0,3138		>999,99	Algorithm converged.	0,00	NE
Infections and infestations	Peptic ulcer helicobacter	Asia Pacific (Inc. Australia)	69	10,3	1	0,0	68	10,3	1	0,0	NE		NE	NE	NE	NE	NE	NE	NE	NE	NE	NE	NE	NE	NE	NE	NE	NE	NE	NE	NE	NE	NE	NE	NE	NE
Infections and infestations	Periorbital cellulitis	Europe	219	34,7	1	0,0	218	34,9	1	0,0	NE		NE	NE	NE	NE	NE	NE	NE	NE	NE	NE	NE	NE	NE	NE	NE	NE	NE	NE	NE	NE	NE	NE	NE	NE
Infections and infestations	Periorbital cellulitis	America	344	54,4	1	0,3	339	54,2	1	0,3		Quasi-complete separation of data points detected.				ERROR: The mean parameter is either invalid or at a limit of its range for some observations.			0,00	Algorithm converged.	0,00	NE	0,3138		>999,99	Algorithm converged.	0,00	NE
Infections and infestations	Periorbital cellulitis	Asia Pacific (Inc. Australia)	69	10,3	1	0,0	68	10,3	1	0,0	NE		NE	NE	NE	NE	NE	NE	NE	NE	NE	NE	NE	NE	NE	NE	NE	NE	NE	NE	NE	NE	NE	NE	NE	NE
Infections and infestations	Pharyngitis	Europe	219	34,7	1	0,0	218	34,9	2	0,5	NE		NE	NE	NE	NE	NE	NE	NE	NE	NE	NE	NE	NE	NE	NE	NE	NE	NE	NE	NE	NE	NE	NE	NE	NE
Infections and infestations	Pharyngitis	America	344	54,4	1	0,3	339	54,2	1	0,3	0,99	Convergence criterion (GCONV=1E-8) satisfied.	0,06	15,82	0,000	Algorithm converged.	-0,008	0,008	0,99	Algorithm converged.	0,06	15,69	0,9317		1,01	Algorithm converged.	0,06	14,14
Infections and infestations	Pharyngitis	Asia Pacific (Inc. Australia)	69	10,3	1	0,0	68	10,3	1	0,0	NE		NE	NE	NE	NE	NE	NE	NE	NE	NE	NE	NE	NE	NE	NE	NE	NE	NE	NE	NE	NE	NE	NE	NE	NE
Infections and infestations	Pneumonia	Europe	219	34,7	1	1,4	218	34,9	3	0,5		Quasi-complete separation of data points detected.				WARNING: Negative of Hessian not positive definite.			NE	Algorithm converged.	NE	NE	0,0833	0,0336	NE	Algorithm converged.	NE	NE
Infections and infestations	Pneumonia	America	344	54,4	3	1,2	339	54,2	9	2,7	0,54	Convergence criterion (GCONV=1E-8) satisfied.	0,18	1,63	-0,012	Algorithm converged.	-0,033	0,009	0,55	Algorithm converged.	0,19	1,62	0,2683		1,82	Algorithm converged.	0,62	5,39
Infections and infestations	Pneumonia	Asia Pacific (Inc. Australia)	69	10,3	1	1,4	68	10,3	1	0,0		Quasi-complete separation of data points detected.				WARNING: The relative Hessian convergence criterion of 11.992173265 is greater than the limit of 0.0001. The convergence is questionable.			NE	Algorithm converged.	NE	NE	0,3208		NE	Algorithm converged.	NE	NE
Infections and infestations	Pneumonia mycoplasmal	Europe	219	34,7	1	0,0	218	34,9	1	0,0	NE		NE	NE	NE	NE	NE	NE	NE	NE	NE	NE	NE	NE	NE	NE	NE	NE	NE	NE	NE	NE	NE	NE	NE	NE
Infections and infestations	Pneumonia mycoplasmal	America	344	54,4	1	0,3	339	54,2	1	0,3		Quasi-complete separation of data points detected.				ERROR: The mean parameter is either invalid or at a limit of its range for some observations.			0,00	Algorithm converged.	0,00	NE	0,3138		>999,99	Algorithm converged.	0,00	NE
Infections and infestations	Pneumonia mycoplasmal	Asia Pacific (Inc. Australia)	69	10,3	1	0,0	68	10,3	1	0,0	NE		NE	NE	NE	NE	NE	NE	NE	NE	NE	NE	NE	NE	NE	NE	NE	NE	NE	NE	NE	NE	NE	NE	NE	NE

| | | |

Injury, poisoning and procedural complications	Animal bite	Europe	219	34,7	0	0,0	218	34,9	0	0,0	NE			NE	NE	NE		NE	NE	NE	NE		NE	NE	NE	NE	NE	NE		NE	NE	NE
Injury, poisoning and procedural complications	Animal bite	America	344	54,4	1	0,3	339	54,2	0	0,0		*	Quasi-complete separation of data points detected.				*	WARNING: Negative of Hessian not positive definite.			NE		Algorithm converged.	NE	NE	0,3209		NE		Algorithm converged.	NE	NE
Injury, poisoning and procedural complications	Animal bite	Asia Pacific (inc. Australia)	69	10,9	0	0,0	68	10,9	0	0,0	NE			NE	NE	NE		NE	NE	NE	NE		NE	NE	NE	NE		NE		NE	NE	NE
Injury, poisoning and procedural complications	Ankle fracture	Europe	219	34,7	1	0,5	218	34,9	0	0,0		*	Quasi-complete separation of data points detected.				*	WARNING: Negative of Hessian not positive definite.			NE		Algorithm converged.	NE	NE	0,3184	NE	NE		Algorithm converged.	NE	NE
Injury, poisoning and procedural complications	Ankle fracture	America	344	54,4	0	0,0	339	54,2	1	0,3		*	Quasi-complete separation of data points detected.				*	ERROR: The mean parameter is either invalid or at a limit of its range for some observations.			0,00		Algorithm converged.	0,00	NE	0,3138		>999.99		Algorithm converged.	0,00	NE
Injury, poisoning and procedural complications	Ankle fracture	Asia Pacific (inc. Australia)	69	10,9	0	0,0	68	10,9	1	1,5		*	Quasi-complete separation of data points detected.				*	WARNING: The relative Hessian convergence criterion of 12.21074153 is greater than the limit of 0.0001. The convergence is questionable.			0,00		Algorithm converged.	0,00	NE	0,3138		>999.99		Algorithm converged.	0,00	NE
Injury, poisoning and procedural complications	Anterior capsular rupture	Europe	219	34,7	0	0,0	218	34,9	0	0,0	NE			NE	NE	NE		NE	NE	NE	NE		NE	NE	NE	NE	NE	NE		NE	NE	NE
Injury, poisoning and procedural complications	Anterior capsular rupture	America	344	54,4	1	0,3	339	54,2	0	0,0		*	Quasi-complete separation of data points detected.				*	WARNING: Negative of Hessian not positive definite.			NE		Algorithm converged.	NE	NE	0,3209		NE		Algorithm converged.	NE	NE
Injury, poisoning and procedural complications	Anterior capsular rupture	Asia Pacific (inc. Australia)	69	10,9	0	0,0	68	10,9	0	0,0	NE			NE	NE	NE		NE	NE	NE	NE		NE	NE	NE	NE		NE		NE	NE	NE
Injury, poisoning and procedural complications	Arthropod bite	Europe	219	34,7	0	0,0	218	34,9	0	0,0	NE			NE	NE	NE		NE	NE	NE	NE		NE	NE	NE	NE	NE	NE		NE	NE	NE
Injury, poisoning and procedural complications	Arthropod bite	America	344	54,4	1	0,3	339	54,2	1	0,3	0,99		Convergence criterion (GCONV=1E-8) satisfied.	0,06	15,82	0,000		Algorithm converged.	-0,008	0,008	0,99		Algorithm converged.	0,06	15,69	0,9917		1,01		Algorithm converged.	0,06	16,16
Injury, poisoning and procedural complications	Arthropod bite	Asia Pacific (inc. Australia)	69	10,9	0	0,0	68	10,9	0	0,0	NE			NE	NE	NE		NE	NE	NE	NE		NE	NE	NE	NE		NE		NE	NE	NE
Injury, poisoning and procedural complications	Bone contusion	Europe	219	34,7	1	0,5	218	34,9	0	0,0		*	Quasi-complete separation of data points detected.				*	WARNING: Negative of Hessian not positive definite.			NE		Algorithm converged.	NE	NE	0,3184	NE	NE		Algorithm converged.	NE	NE
Injury, poisoning and procedural complications	Bone contusion	America	344	54,4	0	0,0	339	54,2	0	0,0	NE			NE	NE	NE		NE	NE	NE	NE		NE	NE	NE	NE		NE		NE	NE	NE
Injury, poisoning and procedural complications	Bone contusion	Asia Pacific (inc. Australia)	69	10,9	0	0,0	68	10,9	0	0,0	NE			NE	NE	NE		NE	NE	NE	NE		NE	NE	NE	NE		NE		NE	NE	NE
Injury, poisoning and procedural complications	Bone fissure	Europe	219	34,7	0	0,0	218	34,9	0	0,0	NE			NE	NE	NE		NE	NE	NE	NE		NE	NE	NE	NE	NE	NE		NE	NE	NE
Injury, poisoning and procedural complications	Bone fissure	America	344	54,4	1	0,3	339	54,2	0	0,0		*	Quasi-complete separation of data points detected.				*	WARNING: Negative of Hessian not positive definite.			NE		Algorithm converged.	NE	NE	0,3209		NE		Algorithm converged.	NE	NE
Injury, poisoning and procedural complications	Bone fissure	Asia Pacific (inc. Australia)	69	10,9	0	0,0	68	10,9	0	0,0	NE			NE	NE	NE		NE	NE	NE	NE		NE	NE	NE	NE		NE		NE	NE	NE
Injury, poisoning and procedural complications	Burns second degree	Europe	219	34,7	0	0,0	218	34,9	0	0,0	NE			NE	NE	NE		NE	NE	NE	NE		NE	NE	NE	NE	NE	NE		NE	NE	NE
Injury, poisoning and procedural complications	Burns second degree	America	344	54,4	0	0,0	339	54,2	1	0,3		*	Quasi-complete separation of data points detected.				*	ERROR: The mean parameter is either invalid or at a limit of its range for some observations.			0,00		Algorithm converged.	0,00	NE	0,3138		>999.99		Algorithm converged.	0,00	NE
Injury, poisoning and procedural complications	Burns second degree	Asia Pacific (inc. Australia)	69	10,9	0	0,0	68	10,9	0	0,0	NE			NE	NE	NE		NE	NE	NE	NE		NE	NE	NE	NE		NE		NE	NE	NE
Injury, poisoning and procedural complications	Cartilage injury	Europe	219	34,7	0	0,0	218	34,9	0	0,0	NE			NE	NE	NE		NE	NE	NE	NE		NE	NE	NE	NE	NE	NE		NE	NE	NE
Injury, poisoning and procedural complications	Cartilage injury	America	344	54,4	1	0,3	339	54,2	1	0,3	0,99		Convergence criterion (GCONV=1E-8) satisfied.	0,06	15,82	0,000		Algorithm converged.	-0,008	0,008	0,99		Algorithm converged.	0,06	15,69	0,9917		1,01		Algorithm converged.	0,06	16,16
Injury, poisoning and procedural complications	Cartilage injury	Asia Pacific (inc. Australia)	69	10,9	0	0,0	68	10,9	0	0,0	NE			NE	NE	NE		NE	NE	NE	NE		NE	NE	NE	NE		NE		NE	NE	NE
Injury, poisoning and procedural complications	Chemical burns of eye	Europe	219	34,7	0	0,0	218	34,9	0	0,0	NE			NE	NE	NE		NE	NE	NE	NE		NE	NE	NE	NE	NE	NE		NE	NE	NE
Injury, poisoning and procedural complications	Chemical burns of eye	America	344	54,4	0	0,0	339	54,2	1	0,3		*	Quasi-complete separation of data points detected.				*	ERROR: The mean parameter is either invalid or at a limit of its range for some observations.			0,00		Algorithm converged.	0,00	NE	0,3138		>999.99		Algorithm converged.	0,00	NE
Injury, poisoning and procedural complications	Chemical burns of eye	Asia Pacific (inc. Australia)	69	10,9	0	0,0	68	10,9	0	0,0	NE			NE	NE	NE		NE	NE	NE	NE		NE	NE	NE	NE		NE		NE	NE	NE
Injury, poisoning and procedural complications	Contusion	Europe	219	34,7	0	0,0	218	34,9	1	0,5		*	Quasi-complete separation of data points detected.				*	ERROR: Error in computing the link function, its derivatives, or the variance function.			0,00		Algorithm converged.	0,00	NE	0,3162	NE	>999.99		Algorithm converged.	0,00	NE
Injury, poisoning and procedural complications	Contusion	America	344	54,4	2	0,6	339	54,2	3	0,9	0,66		Convergence criterion (GCONV=1E-8) satisfied.	0,11	3,94	-0,003		Algorithm converged.	-0,016	0,010	0,66		Algorithm converged.	0,11	3,91	0,6420		1,52		Algorithm converged.	0,26	9,05
Injury, poisoning and procedural complications	Contusion	Asia Pacific (inc. Australia)	69	10,9	0	0,0	68	10,9	0	0,0	NE			NE	NE	NE		NE	NE	NE	NE		NE	NE	NE	NE		NE		NE	NE	NE
Injury, poisoning and procedural complications	Corneal abrasion	Europe	219	34,7	1	0,5	218	34,9	0	0,0		*	Quasi-complete separation of data points detected.				*	WARNING: Negative of Hessian not positive definite.			NE		Algorithm converged.	NE	NE	0,3184	0,3488	NE		Algorithm converged.	NE	NE
Injury, poisoning and procedural complications	Corneal abrasion	America	344	54,4	2	0,6	339	54,2	2	0,6	0,99		Convergence criterion (GCONV=1E-8) satisfied.	0,14	7,04	0,000		Algorithm converged.	-0,012	0,011	0,99		Algorithm converged.	0,14	6,96	0,9883		1,01		Algorithm converged.	0,14	7,16
Injury, poisoning and procedural complications	Corneal abrasion	Asia Pacific (inc. Australia)	69	10,9	1	1,4	68	10,9	0	0,0		*	Quasi-complete separation of data points detected.				*	WARNING: The relative Hessian convergence criterion of 11.992173254 is greater than the limit of 0.0001. The convergence is questionable.			NE		Algorithm converged.	NE	NE	0,3208		NE		Algorithm converged.	NE	NE
Injury, poisoning and procedural complications	Face injury	Europe	219	34,7	1	0,5	218	34,9	0	0,0		*	Quasi-complete separation of data points detected.				*	WARNING: Negative of Hessian not positive definite.			NE		Algorithm converged.	NE	NE	0,3184	NE	NE		Algorithm converged.	NE	NE
Injury, poisoning and procedural complications	Face injury	America	344	54,4	0	0,0	339	54,2	0	0,0	NE			NE	NE	NE		NE	NE	NE	NE		NE	NE	NE	NE		NE		NE	NE	NE
Injury, poisoning and procedural complications	Face injury	Asia Pacific (inc. Australia)	69	10,9	0	0,0	68	10,9	0	0,0	NE			NE	NE	NE		NE	NE	NE	NE		NE	NE	NE	NE		NE		NE	NE	NE
Injury, poisoning and procedural complications	Facial bones fracture	Europe	219	34,7	2	0,9	218	34,9	0	0,0		*	Quasi-complete separation of data points detected.				*	ERROR: The mean parameter is either invalid or at a limit of its range for some observations.			NE		Algorithm converged.	NE	NE	0,1578	NE	NE		Algorithm converged.	NE	NE
Injury, poisoning and procedural complications	Facial bones fracture	America	344	54,4	0	0,0	339	54,2	0	0,0	NE			NE	NE	NE		NE	NE	NE	NE		NE	NE	NE	NE		NE		NE	NE	NE
Injury, poisoning and procedural complications	Facial bones fracture	Asia Pacific (inc. Australia)	69	10,9	0	0,0	68	10,9	0	0,0	NE			NE	NE	NE		NE	NE	NE	NE		NE	NE	NE	NE		NE		NE	NE	NE
Injury, poisoning and procedural complications	Fall	Europe	219	34,7	4	1,8	218	34,9	1	0,5	4,04		Convergence criterion (GCONV=1E-8) satisfied.	0,45	36,41	0,014		Algorithm converged.	-0,006	0,034	3,98		Algorithm converged.	0,45	35,34	0,1794	0,2638	0,25		Algorithm converged.	0,03	2,23
Injury, poisoning and procedural complications	Fall	America	344	54,4	6	1,7	339	54,2	3	0,9	1,99		Convergence criterion (GCONV=1E-8) satisfied.	0,49	8,01	0,009		Algorithm converged.	-0,008	0,026	1,97		Algorithm converged.	0,50	7,82	0,3252		0,51		Algorithm converged.	0,13	2,01
Injury, poisoning and procedural complications	Fall	Asia Pacific (inc. Australia)	69	10,9	0	0,0	68	10,9	1	1,5		*	Quasi-complete separation of data points detected.				*	WARNING: The relative Hessian convergence criterion of 12.210741552 is greater than the limit of 0.0001. The convergence is questionable.			0,00		Algorithm converged.	0,00	NE	0,3138		>999.99		Algorithm converged.	0,00	NE
Injury, poisoning and procedural complications	Femoral neck fracture	Europe	219	34,7	0	0,0	218	34,9	0	0,0	NE			NE	NE	NE		NE	NE	NE	NE		NE	NE	NE	NE	NE	NE		NE	NE	NE
Injury, poisoning and procedural complications	Femoral neck fracture	America	344	54,4	1	0,3	339	54,2	0	0,0		*	Quasi-complete separation of data points detected.				*	WARNING: Negative of Hessian not positive definite.			NE		Algorithm converged.	NE	NE	0,3209		NE		Algorithm converged.	NE	NE
Injury, poisoning and procedural complications	Femoral neck fracture	Asia Pacific (inc. Australia)	69	10,9	0	0,0	68	10,9	0	0,0	NE			NE	NE	NE		NE	NE	NE	NE		NE	NE	NE	NE		NE		NE	NE	NE
Injury, poisoning and procedural complications	Foot fracture	Europe	219	34,7	0	0,0	218	34,9	1	0,5		*	Quasi-complete separation of data points detected.				*	ERROR: Error in computing the link function, its derivatives, or the variance function.			0,00		Algorithm converged.	0,00	NE	0,3162	0,5545	>999.99		Algorithm converged.	0,00	NE
Injury, poisoning and procedural complications	Foot fracture	America	344	54,4	2	0,6	339	54,2	2	0,6	0,99		Convergence criterion (GCONV=1E-8) satisfied.	0,14	7,04	0,000		Algorithm converged.	-0,012	0,011	0,99		Algorithm converged.	0,14	6,96	0,9883		1,01		Algorithm converged.	0,14	7,16
Injury, poisoning and procedural complications	Foot fracture	Asia Pacific (inc. Australia)	69	10,9	0	0,0	68	10,9	0	0,0	NE			NE	NE	NE		NE	NE	NE	NE		NE	NE	NE	NE		NE		NE	NE	NE
Injury, poisoning and procedural complications	Foreign body	Europe	219	34,7	0	0,0	218	34,9	0	0,0	NE			NE	NE	NE		NE	NE	NE	NE		NE	NE	NE	NE	NE	NE		NE	NE	NE
Injury, poisoning and procedural complications	Foreign body	America	344	54,4	1	0,3	339	54,2	0	0,0		*	Quasi-complete separation of data points detected.				*	WARNING: Negative of Hessian not positive definite.			NE		Algorithm converged.	NE	NE	0,3209		NE		Algorithm converged.	NE	NE
Injury, poisoning and procedural complications	Foreign body	Asia Pacific (inc. Australia)	69	10,9	0	0,0	68	10,9	0	0,0	NE			NE	NE	NE		NE	NE	NE	NE		NE	NE	NE	NE		NE		NE	NE	NE
Injury, poisoning and procedural complications	Foreign body in eye	Europe	219	34,7	0	0,0	218	34,9	0	0,0	NE			NE	NE	NE		NE	NE	NE	NE		NE	NE	NE	NE	NE	NE		NE	NE	NE
Injury, poisoning and procedural complications	Foreign body in eye	America	344	54,4	1	0,3	339	54,2	1	0,3	0,99		Convergence criterion (GCONV=1E-8) satisfied.	0,06	15,82	0,000		Algorithm converged.	-0,008	0,008	0,99		Algorithm converged.	0,06	15,69	0,9917		1,01		Algorithm converged.	0,06	16,16
Injury, poisoning and procedural complications	Foreign body in eye	Asia Pacific (inc. Australia)	69	10,9	0	0,0	68	10,9	0	0,0	NE			NE	NE	NE		NE	NE	NE	NE		NE	NE	NE	NE		NE		NE	NE	NE
Injury, poisoning and procedural complications	Foreign body in throat	Europe	219	34,7	0	0,0	218	34,9	0	0,0	NE			NE	NE	NE		NE	NE	NE	NE		NE	NE	NE	NE	NE	NE		NE	NE	NE
Injury, poisoning and procedural complications	Foreign body in throat	America	344	54,4	0	0,0	339	54,2	0	0,0	NE			NE	NE	NE		NE	NE	NE	NE		NE	NE	NE	NE		NE		NE	NE	NE
Injury, poisoning and procedural complications	Foreign body in throat	Asia Pacific (inc. Australia)	69	10,9	1	1,4	68	10,9	0	0,0		*	Quasi-complete separation of data points detected.				*	WARNING: The relative Hessian convergence criterion of 11.992173265 is greater than the limit of 0.0001. The convergence is questionable.			NE		Algorithm converged.	NE	NE	0,3208		NE		Algorithm converged.	NE	NE
Injury, poisoning and procedural complications	Fracture displacement	Europe	219	34,7	0	0,0	218	34,9	0	0,0	NE			NE	NE	NE		NE	NE	NE	NE		NE	NE	NE	NE	NE	NE		NE	NE	NE
Injury, poisoning and procedural complications	Fracture displacement	America	344	54,4	0	0,0	339	54,2	1	0,3		*	Quasi-complete separation of data points detected.				*	ERROR: The mean parameter is either invalid or at a limit of its range for some observations.			0,00		Algorithm converged.	0,00	NE	0,3138		>999.99		Algorithm converged.	0,00	NE
Injury, poisoning and procedural complications	Fracture displacement	Asia Pacific (inc. Australia)	69	10,9	0	0,0	68	10,9	0	0,0	NE			NE	NE	NE		NE	NE	NE	NE		NE	NE	NE	NE		NE		NE	NE	NE
Injury, poisoning and procedural complications	Hand fracture	Europe	219	34,7	0	0,0	218	34,9	0	0,0	NE			NE	NE	NE		NE	NE	NE	NE		NE	NE	NE	NE	NE	NE		NE	NE	NE
Injury, poisoning and procedural complications	Hand fracture	America	344	54,4	1	0,3	339	54,2	1	0,3	0,99		Convergence criterion (GCONV=1E-8) satisfied.	0,06	15,82	0,000		Algorithm converged.	-0,008	0,008	0,99		Algorithm converged.	0,06	15,69	0,9917		1,01		Algorithm converged.	0,06	16,16
Injury, poisoning and procedural complications	Hand fracture	Asia Pacific (inc. Australia)	69	10,9	0	0,0	68	10,9	0	0,0	NE			NE	NE	NE		NE	NE	NE	NE		NE	NE	NE	NE		NE		NE	NE	NE
Injury, poisoning and procedural complications	Humerus fracture	Europe	219	34,7	0	0,0	218	34,9	1	0,5		*	Quasi-complete separation of data points detected.				*	ERROR: Error in computing the link function, its derivatives, or the variance function.			0,00		Algorithm converged.	0,00	NE	0,3162	NE	>999.99		Algorithm converged.	0,00	NE
Injury, poisoning and procedural complications	Humerus fracture	America	344	54,4	1	0,3	339	54,2	0	0,0		*	Quasi-complete separation of data points detected.				*	WARNING: Negative of Hessian not positive definite.			NE		Algorithm converged.	NE	NE	0,3209		NE		Algorithm converged.	NE	NE
Injury, poisoning and procedural complications	Humerus fracture	Asia Pacific (inc. Australia)	69	10,9	0	0,0	68	10,9	0	0,0	NE			NE	NE	NE		NE	NE	NE	NE		NE	NE	NE	NE		NE		NE	NE	NE
Injury, poisoning and procedural complications	Ilium fracture	Europe	219	34,7	1	0,5	218	34,9	0	0,0		*	Quasi-complete separation of data points detected.				*	WARNING: Negative of Hessian not positive definite.			NE		Algorithm converged.	NE	NE	0,3184	NE	NE		Algorithm converged.	NE	NE
Injury, poisoning and procedural complications	Ilium fracture	America	344	54,4	0	0,0	339	54,2	0	0,0	NE			NE	NE	NE		NE	NE	NE	NE		NE	NE	NE	NE		NE		NE	NE	NE
Injury, poisoning and procedural complications	Ilium fracture	Asia Pacific (inc. Australia)	69	10,9	0	0,0	68	10,9	0	0,0	NE			NE	NE	NE		NE	NE	NE	NE		NE	NE	NE	NE		NE		NE	NE	NE
Injury, poisoning and procedural complications	Incision site pain	Europe	219	34,7	0	0,0	218	34,9	0	0,0	NE			NE	NE	NE		NE	NE	NE	NE		NE	NE	NE	NE	NE	NE		NE	NE	NE
Injury, poisoning and procedural complications	Incision site pain	America	344	54,4	1	0,3	339	54,2	0	0,0		*	Quasi-complete separation of data points detected.				*	WARNING: Negative of Hessian not positive definite.			NE		Algorithm converged.	NE	NE	0,3209		NE		Algorithm converged.	NE	NE
Injury, poisoning and procedural complications	Incision site pain	Asia Pacific (inc. Australia)	69	10,9	0	0,0	68	10,9	0	0,0	NE			NE	NE	NE		NE	NE	NE	NE		NE	NE	NE	NE		NE		NE	NE	NE
Injury, poisoning and procedural complications	Ligament rupture	Europe	219	34,7	0	0,0	218	34,9	0	0,0	NE			NE	NE	NE		NE	NE	NE	NE		NE	NE	NE	NE	NE	NE		NE	NE	NE
Injury, poisoning and procedural complications	Ligament rupture	America	344	54,4	0	0,0	339	54,2	1	0,3		*	Quasi-complete separation of data points detected.				*	ERROR: The mean parameter is either invalid or at a limit of its range for some observations.			0,00		Algorithm converged.	0,00	NE	0,3138		>999.99		Algorithm converged.	0,00	NE
Injury, poisoning and procedural complications	Ligament rupture	Asia Pacific (inc. Australia)	69	10,9	0	0,0	68	10,9	0	0,0	NE			NE	NE	NE		NE	NE	NE	NE		NE	NE	NE	NE		NE		NE	NE	NE
Injury, poisoning and procedural complications	Ligament sprain	Europe	219	34,7	0	0,0	218	34,9	0	0,0	NE			NE	NE	NE		NE	NE	NE	NE		NE	NE	NE	NE	NE	NE		NE	NE	NE
Injury, poisoning and procedural complications	Ligament sprain	America	344	54,4	0	0,0	339	54,2	1	0,3		*	Quasi-complete separation of data points detected.				*	ERROR: The mean parameter is either invalid or at a limit of its range for some observations.			0,00		Algorithm converged.	0,00	NE	0,3138		>999.99		Algorithm converged.	0,00	NE
Injury, poisoning and procedural complications	Ligament sprain	Asia Pacific (inc. Australia)	69	10,9	0	0,0	68	10,9	1	1,5		*	Quasi-complete separation of data points detected.				*	WARNING: The relative Hessian convergence criterion of 12.21074153 is greater than the limit of 0.0001. The convergence is questionable.			0,00		Algorithm converged.	0,00	NE	0,3138		>999.99		Algorithm converged.	0,00	NE
Injury, poisoning and procedural complications	Limb injury	Europe	219	34,7	1	0,5	218	34,9	2	0,9	0,50		Convergence criterion (GCONV=1E-8) satisfied.	0,04	5,50	-0,005		Algorithm converged.	-0,020	0,011	0,50		Algorithm converged.	0,05	5,45	0,5601	0,9347	2,01		Algorithm converged.	0,18	22,00
Injury, poisoning and procedural complications	Limb injury	America	344	54,4	1	0,3	339	54,2	1	0,3	0,99		Convergence criterion (GCONV=1E-8) satisfied.	0,06	15,82	0,000		Algorithm converged.	-0,008	0,008	0,99		Algorithm converged.	0,06	15,69	0,9917		1,01		Algorithm converged.	0,06	16,16
Injury, poisoning and procedural complications	Limb injury	Asia Pacific (inc. Australia)	69	10,9	0	0,0	68	10,9	0	0,0	NE			NE	NE	NE		NE	NE	NE	NE		NE	NE	NE	NE		NE		NE	NE	NE
Injury, poisoning and procedural complications	Lip injury	Europe	219	34,7	0	0,0	218	34,9	0	0,0	NE			NE	NE	NE		NE	NE	NE	NE		NE	NE	NE	NE	NE	NE		NE	NE	NE
Injury, poisoning and procedural complications	Lip injury	America	344	54,4	1	0,3	339	54,2	0	0,0		*	Quasi-complete separation of data points detected.				*	WARNING: Negative of Hessian not positive definite.			NE		Algorithm converged.	NE	NE	0,3209		NE		Algorithm converged.	NE	NE
Injury, poisoning and procedural complications	Lip injury	Asia Pacific (inc. Australia)	69	10,9	0	0,0	68	10,9	0	0,0	NE			NE	NE	NE		NE	NE	NE	NE		NE	NE	NE	NE		NE		NE	NE	NE
Injury, poisoning and procedural complications	Meniscus injury	Europe	219	34,7	0	0,0	218	34,9	0	0,0	NE			NE	NE	NE		NE	NE	NE	NE		NE	NE	NE	NE	NE	NE		NE	NE	NE
Injury, poisoning and procedural complications	Meniscus injury	America	344	54,4	1	0,3	339	54,2	1	0,3	0,99		Convergence criterion (GCONV=1E-8) satisfied.	0,06	15,82	0,000		Algorithm converged.	-0,008	0,008	0,99		Algorithm converged.	0,06	15,69	0,9917		1,01		Algorithm converged.	0,06	16,16

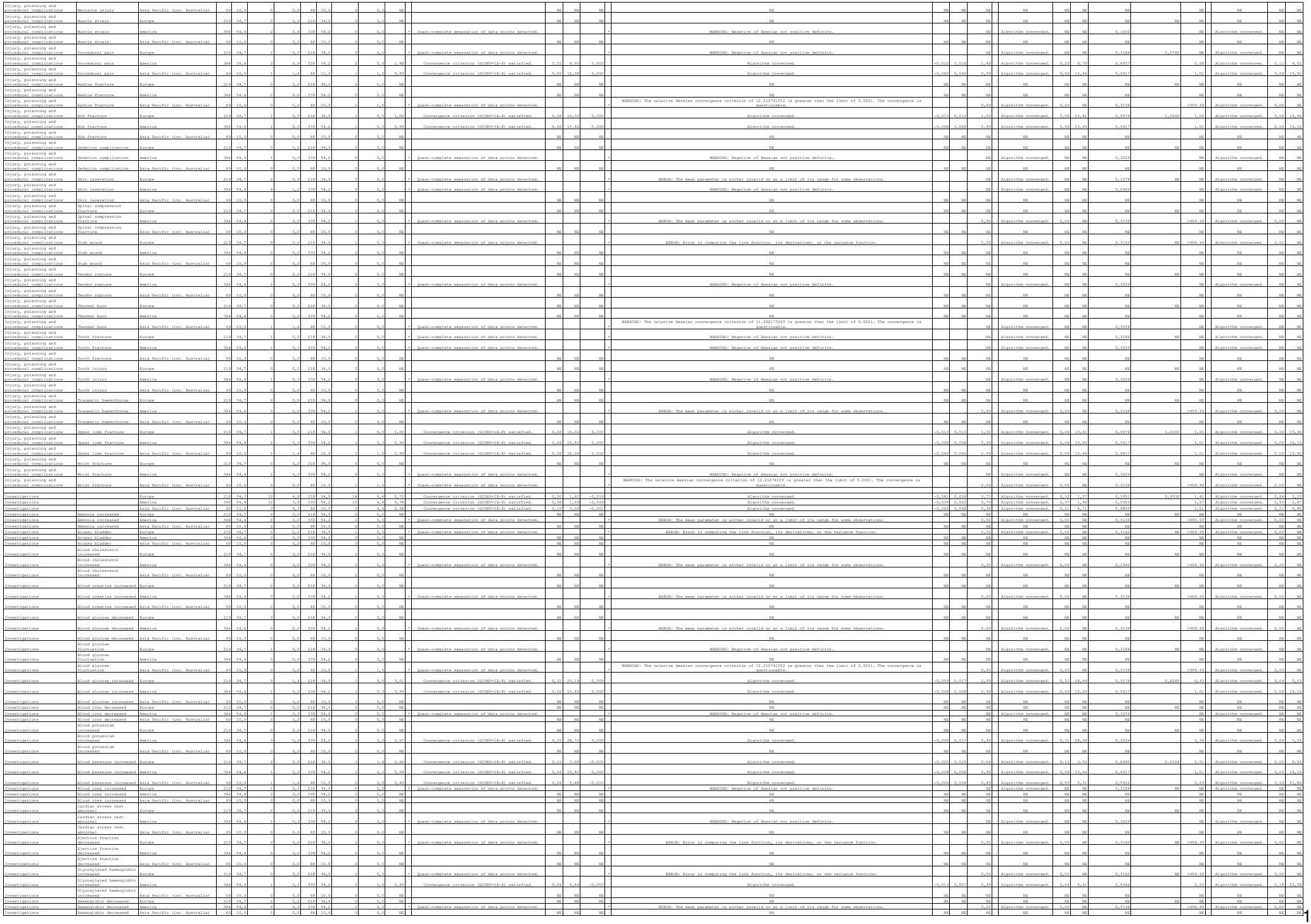

| | | |

| | | |

Musculoskeletal and connective tissue disorders	Musculoskeletal stiffness	Asia Pacific (inc. Australia)	69	10,9	1	0,0	68	10,9	0	0,0	NE																						
Musculoskeletal and connective tissue disorders	Neck pain	Europe	219	34,7	0	0,0	218	34,9	1	0,5	*	Quasi-complete separation of data points detected.				ERROR: Error in computing the link function, its derivatives, or the variance function.			0,00				Algorithm converged.	0,00	NE	0,3162		>999,99		Algorithm converged.	0,01	NE
Musculoskeletal and connective tissue disorders	Neck pain	America	344	54,4	1	0,3	339	54,2	0	0,0	*	Quasi-complete separation of data points detected.				WARNING: Negative of Hessian not positive definite.			NE				Algorithm converged.	NE	NE	0,3209		NE		Algorithm converged.	NE	NE
Musculoskeletal and connective tissue disorders	Neck pain	Asia Pacific (inc. Australia)	69	10,9	0	0,0	68	10,9	0	0,0	NE		NE	NE	NE	NE	NE	NE	NE	NE	NE	NE	NE	NE	NE	NE		NE	NE	NE	NE	NE
Musculoskeletal and connective tissue disorders	Osteoarthritis	Europe	219	34,7	2	0,6	218	34,9	3	1,4	0,66	Convergence criterion (GCONV=1E-8) satisfied.	0,11	3,95	-0,065	Algorithm converged.	-0,025	0,025	0,66	Algorithm converged.	0,11	3,93	0,6495	0,9578	1,51	Algorithm converged.	0,25	8,93
Musculoskeletal and connective tissue disorders	Osteoarthritis	America	344	54,4	2	0,6	339	54,2	2	0,6	0,99	Convergence criterion (GCONV=1E-8) satisfied.	0,14	7,04	0,000	Algorithm converged.	-0,012	0,011	0,99	Algorithm converged.	0,14	6,96	0,9883		1,01	Algorithm converged.	0,14	7,16
Musculoskeletal and connective tissue disorders	Osteoarthritis	Asia Pacific (inc. Australia)	69	10,9	0	0,0	68	10,9	0	0,0	NE		NE	NE	NE	NE	NE	NE	NE	NE	NE	NE	NE		NE	NE		NE	NE	NE	NE	NE
Musculoskeletal and connective tissue disorders	Osteonecrosis	Europe	219	34,7	0	0,0	218	34,9	0	0,0	NE		NE	NE	NE	NE	NE	NE	NE	NE	NE	NE	NE		NE	NE		NE	NE	NE	NE	NE
Musculoskeletal and connective tissue disorders	Osteoporosis	America	344	54,4	0	0,0	339	54,2	0	0,0	NE		NE	NE	NE	NE	NE	NE	NE	NE	NE	NE	NE		NE	NE		NE	NE	NE	NE	NE
Musculoskeletal and connective tissue disorders	Osteoporosis	Asia Pacific (inc. Australia)	69	10,9	1	1,4	68	10,9	0	0,0	*	Quasi-complete separation of data points detected.				WARNING: The relative Hessian convergence criterion of 11.992173265 is greater than the limit of 0.0001. The convergence is questionable.			NE				Algorithm converged.	NE	NE	0,3208		NE		Algorithm converged.	NE	NE
Musculoskeletal and connective tissue disorders	Pain in extremity	Europe	219	34,7	1	0,5	218	34,9	0	0,0	*	Quasi-complete separation of data points detected.				WARNING: Negative of Hessian not positive definite.			NE				Algorithm converged.	NE	NE	0,3184	0,2268	NE		Algorithm converged.	NE	NE
Musculoskeletal and connective tissue disorders	Pain in extremity	America	344	54,4	2	0,6	339	54,2	4	1,2	0,49	Convergence criterion (GCONV=1E-8) satisfied.	0,09	2,83	-0,006	Algorithm converged.	-0,025	0,008	0,49	Algorithm converged.	0,09	2,67	0,4023		2,01	Algorithm converged.	0,37	11,01
Musculoskeletal and connective tissue disorders	Pain in extremity	Asia Pacific (inc. Australia)	69	10,9	0	0,0	68	10,9	1	1,5	*	Quasi-complete separation of data points detected.				WARNING: The relative Hessian convergence criterion of 12.210741552 is greater than the limit of 0.0001. The convergence is questionable.			0,00				Algorithm converged.	0,00	NE	0,3138		>999,99		Algorithm converged.	0,00	NE
Musculoskeletal and connective tissue disorders	Periarthritis	Europe	219	34,7	1	0,5	218	34,9	0	0,0	*	Quasi-complete separation of data points detected.				WARNING: Negative of Hessian not positive definite.			NE				Algorithm converged.	NE	NE	0,3184		NE		Algorithm converged.	NE	NE
Musculoskeletal and connective tissue disorders	Periarthritis	America	344	54,4	0	0,0	339	54,2	0	0,0	NE		NE	NE	NE	NE	NE	NE	NE	NE	NE	NE	NE		NE	NE		NE	NE	NE	NE	NE
Musculoskeletal and connective tissue disorders	Periarthritis	Asia Pacific (inc. Australia)	69	10,9	0	0,0	68	10,9	0	0,0	NE		NE	NE	NE	NE	NE	NE	NE	NE	NE	NE	NE		NE	NE		NE	NE	NE	NE	NE
Musculoskeletal and connective tissue disorders	Plantar fasciitis	Europe	219	34,7	0	0,0	218	34,9	0	0,0	NE		NE	NE	NE	NE	NE	NE	NE	NE	NE	NE	NE		NE	NE		NE	NE	NE	NE	NE
Musculoskeletal and connective tissue disorders	Plantar fasciitis	America	344	54,4	1	0,3	339	54,2	0	0,0	*	Quasi-complete separation of data points detected.				WARNING: Negative of Hessian not positive definite.			NE				Algorithm converged.	NE	NE	0,3209		NE		Algorithm converged.	NE	NE
Musculoskeletal and connective tissue disorders	Plantar fasciitis	Asia Pacific (inc. Australia)	69	10,9	0	0,0	68	10,9	0	0,0	NE		NE	NE	NE	NE	NE	NE	NE	NE	NE	NE	NE		NE	NE		NE	NE	NE	NE	NE
Musculoskeletal and connective tissue disorders	Rhabdomyolysis	Europe	219	34,7	0	0,0	218	34,9	0	0,0	NE		NE	NE	NE	NE	NE	NE	NE	NE	NE	NE	NE		NE	NE		NE	NE	NE	NE	NE
Musculoskeletal and connective tissue disorders	Rhabdomyolysis	America	344	54,4	1	0,3	339	54,2	1	0,3	*	Quasi-complete separation of data points detected.				ERROR: The mean parameter is either invalid or at a limit of its range for some observations.			0,00				Algorithm converged.	0,00	NE	0,3138		>999,99		Algorithm converged.	0,00	NE
Musculoskeletal and connective tissue disorders	Rhabdomyolysis	Asia Pacific (inc. Australia)	69	10,9	0	0,0	68	10,9	0	0,0	NE		NE	NE	NE	NE	NE	NE	NE	NE	NE	NE	NE		NE	NE		NE	NE	NE	NE	NE
Musculoskeletal and connective tissue disorders	Rotator cuff syndrome	Europe	219	34,7	0	0,0	218	34,9	0	0,0	NE		NE	NE	NE	NE	NE	NE	NE	NE	NE	NE	NE		NE	NE		NE	NE	NE	NE	NE
Musculoskeletal and connective tissue disorders	Rotator cuff syndrome	America	344	54,4	2	0,6	339	54,2	2	0,6	0,99	Convergence criterion (GCONV=1E-8) satisfied.	0,14	7,04	0,000	Algorithm converged.	-0,012	0,011	0,99	Algorithm converged.	0,14	6,96	0,9883		1,01	Algorithm converged.	0,14	7,16
Musculoskeletal and connective tissue disorders	Rotator cuff syndrome	Asia Pacific (inc. Australia)	69	10,9	1	1,4	68	10,9	0	0,0	*	Quasi-complete separation of data points detected.				WARNING: The relative Hessian convergence criterion of 11.992173276 is greater than the limit of 0.0001. The convergence is questionable.			NE				Algorithm converged.	NE	NE	0,3208		NE		Algorithm converged.	NE	NE
Musculoskeletal and connective tissue disorders	Scoliosis	Europe	219	34,7	0	0,0	218	34,9	0	0,0	NE		NE	NE	NE	NE	NE	NE	NE	NE	NE	NE	NE		NE	NE		NE	NE	NE	NE	NE
Musculoskeletal and connective tissue disorders	Scoliosis	America	344	54,4	1	0,3	339	54,2	1	0,3	0,99	Convergence criterion (GCONV=1E-8) satisfied.	0,06	15,82	0,000	Algorithm converged.	-0,008	0,008	0,99	Algorithm converged.	0,06	15,69	0,9917		1,01	Algorithm converged.	0,06	16,16
Musculoskeletal and connective tissue disorders	Scoliosis	Asia Pacific (inc. Australia)	69	10,9	0	0,0	68	10,9	0	0,0	NE		NE	NE	NE	NE	NE	NE	NE	NE	NE	NE	NE		NE	NE		NE	NE	NE	NE	NE
Musculoskeletal and connective tissue disorders	Soft tissue swelling	Europe	219	34,7	1	0,5	218	34,9	0	0,0	*	Quasi-complete separation of data points detected.				WARNING: Negative of Hessian not positive definite.			NE				Algorithm converged.	NE	NE	0,3184		NE		Algorithm converged.	NE	NE
Musculoskeletal and connective tissue disorders	Soft tissue swelling	America	344	54,4	0	0,0	339	54,2	0	0,0	NE		NE	NE	NE	NE	NE	NE	NE	NE	NE	NE	NE		NE	NE		NE	NE	NE	NE	NE
Musculoskeletal and connective tissue disorders	Soft tissue swelling	Asia Pacific (inc. Australia)	69	10,9	0	0,0	68	10,9	0	0,0	NE		NE	NE	NE	NE	NE	NE	NE	NE	NE	NE	NE		NE	NE		NE	NE	NE	NE	NE
Musculoskeletal and connective tissue disorders	Spinal pain	Europe	219	34,7	3	1,4	218	34,9	3	1,4	1,00	Convergence criterion (GCONV=1E-8) satisfied.	0,20	4,99	0,000	Algorithm converged.	-0,022	0,022	1,00	Algorithm converged.	0,20	4,88	0,9955	1,0000	1,00	Algorithm converged.	0,21	4,92
Musculoskeletal and connective tissue disorders	Spinal pain	America	344	54,4	1	0,3	339	54,2	1	0,3	0,99	Convergence criterion (GCONV=1E-8) satisfied.	0,06	15,82	0,000	Algorithm converged.	-0,008	0,008	0,99	Algorithm converged.	0,06	15,69	0,9917		1,01	Algorithm converged.	0,06	16,16
Musculoskeletal and connective tissue disorders	Spinal pain	Asia Pacific (inc. Australia)	69	10,9	0	0,0	68	10,9	0	0,0	NE		NE	NE	NE	NE	NE	NE	NE	NE	NE	NE	NE		NE	NE		NE	NE	NE	NE	NE
Musculoskeletal and connective tissue disorders	Spondylolisthesis	Europe	219	34,7	0	0,0	218	34,9	0	0,0	NE		NE	NE	NE	NE	NE	NE	NE	NE	NE	NE	NE		NE	NE		NE	NE	NE	NE	NE
Musculoskeletal and connective tissue disorders	Spondylolisthesis	America	344	54,4	1	0,3	339	54,2	0	0,0	*	Quasi-complete separation of data points detected.				WARNING: Negative of Hessian not positive definite.			NE				Algorithm converged.	NE	NE	0,3209		NE		Algorithm converged.	NE	NE
Musculoskeletal and connective tissue disorders	Spondylolisthesis	Asia Pacific (inc. Australia)	69	10,9	0	0,0	68	10,9	0	0,0	NE		NE	NE	NE	NE	NE	NE	NE	NE	NE	NE	NE		NE	NE		NE	NE	NE	NE	NE
Musculoskeletal and connective tissue disorders	Tendonitis	Europe	219	34,7	0	0,0	218	34,9	0	0,0	NE		NE	NE	NE	NE	NE	NE	NE	NE	NE	NE	NE		NE	NE		NE	NE	NE	NE	NE
Musculoskeletal and connective tissue disorders	Tendonitis	America	344	54,4	1	0,3	339	54,2	1	0,3	*	Quasi-complete separation of data points detected.				ERROR: The mean parameter is either invalid or at a limit of its range for some observations.			0,00				Algorithm converged.	0,00	NE	0,3138		>999,99		Algorithm converged.	0,00	NE
Musculoskeletal and connective tissue disorders	Tendonitis	Asia Pacific (inc. Australia)	69	10,9	0	0,0	68	10,9	0	0,0	NE		NE	NE	NE	NE	NE	NE	NE	NE	NE	NE	NE		NE	NE		NE	NE	NE	NE	NE
Musculoskeletal and connective tissue disorders	Trigger finger	Europe	219	34,7	0	0,0	218	34,9	0	0,0	NE		NE	NE	NE	NE	NE	NE	NE	NE	NE	NE	NE		NE	NE		NE	NE	NE	NE	NE
Musculoskeletal and connective tissue disorders	Trigger finger	America	344	54,4	0	0,0	339	54,2	1	0,3	*	Quasi-complete separation of data points detected.				ERROR: The mean parameter is either invalid or at a limit of its range for some observations.			0,00				Algorithm converged.	0,00	NE	0,3138		>999,99		Algorithm converged.	0,00	NE
Musculoskeletal and connective tissue disorders	Trigger finger	Asia Pacific (inc. Australia)	69	10,9	0	0,0	68	10,9	0	0,0	NE		NE	NE	NE	NE	NE	NE	NE	NE	NE	NE	NE		NE	NE		NE	NE	NE	NE	NE
Musculoskeletal and connective tissue disorders	Vertebral foraminal stenosis	Europe	219	34,7	0	0,0	218	34,9	0	0,0	NE		NE	NE	NE	NE	NE	NE	NE	NE	NE	NE	NE		NE	NE		NE	NE	NE	NE	NE
Musculoskeletal and connective tissue disorders	Vertebral foraminal stenosis	America	344	54,4	0	0,0	339	54,2	1	0,3	*	Quasi-complete separation of data points detected.				ERROR: The mean parameter is either invalid or at a limit of its range for some observations.			0,00				Algorithm converged.	0,00	NE	0,3138		>999,99		Algorithm converged.	0,00	NE
Musculoskeletal and connective tissue disorders	Vertebral foraminal stenosis	Asia Pacific (inc. Australia)	69	10,9	0	0,0	68	10,9	0	0,0	NE		NE	NE	NE	NE	NE	NE	NE	NE	NE	NE	NE		NE	NE		NE	NE	NE	NE	NE
Neoplasms benign, malignant and unspecified (incl cysts and polyps)		Europe	219	34,7	2	0,9	218	34,9	1	0,5	2,00	Convergence criterion (GCONV=1E-8) satisfied.	0,18	22,22	0,000	Algorithm converged.	-0,021	0,020	1,99	Algorithm converged.	0,18	21,80	0,5655	0,8638	0,50	Algorithm converged.	0,01	5,52
Neoplasms benign, malignant and unspecified (incl cysts and polyps)		America	344	54,4	3	2,8	339	54,2	2	0,6	4,53	Convergence criterion (GCONV=1E-8) satisfied.	0,97	21,11	0,020	Algorithm converged.	0,022	0,030	4,43	Algorithm converged.	0,97	20,37	0,0356		0,23	Algorithm converged.	0,03	1,04
Neoplasms benign, malignant and unspecified (incl cysts and polyps)		Asia Pacific (inc. Australia)	69	10,9	0	0,0	68	10,9	0	0,0	NE		NE	NE	NE	NE	NE	NE	NE	NE	NE	NE	NE		NE	NE		NE	NE	NE	NE	NE
Neoplasms benign, malignant and unspecified (incl cysts and polyps)	Adenocarcinoma of colon	Europe	219	34,7	1	0,5	218	34,9	0	0,0	*	Quasi-complete separation of data points detected.				WARNING: Negative of Hessian not positive definite.			NE				Algorithm converged.	NE	NE	0,3184		NE		Algorithm converged.	NE	NE
Neoplasms benign, malignant and unspecified (incl cysts and polyps)	Adenocarcinoma of colon	America	344	54,4	1	0,3	339	54,2	0	0,0	*	Quasi-complete separation of data points detected.				WARNING: Negative of Hessian not positive definite.			NE				Algorithm converged.	NE	NE	0,3209		NE		Algorithm converged.	NE	NE
Neoplasms benign, malignant and unspecified (incl cysts and polyps)	Adenocarcinoma of colon	Asia Pacific (inc. Australia)	69	10,9	0	0,0	68	10,9	0	0,0	NE		NE	NE	NE	NE	NE	NE	NE	NE	NE	NE	NE		NE	NE		NE	NE	NE	NE	NE
Neoplasms benign, malignant and unspecified (incl cysts and polyps)	Basal cell carcinoma	Europe	219	34,7	0	0,0	218	34,9	0	0,0	NE		NE	NE	NE	NE	NE	NE	NE	NE	NE	NE	NE		NE	NE		NE	NE	NE	NE	NE
Neoplasms benign, malignant and unspecified (incl cysts and polyps)	Basal cell carcinoma	America	344	54,4	2	0,6	339	54,2	0	0,0	*	Quasi-complete separation of data points detected.				WARNING: Negative of Hessian not positive definite.			NE				Algorithm converged.	NE	NE	0,1600		NE		Algorithm converged.	NE	NE
Neoplasms benign, malignant and unspecified (incl cysts and polyps)	Basal cell carcinoma	Asia Pacific (inc. Australia)	69	10,9	0	0,0	68	10,9	0	0,0	NE		NE	NE	NE	NE	NE	NE	NE	NE	NE	NE	NE		NE	NE		NE	NE	NE	NE	NE
Neoplasms benign, malignant and unspecified (incl cysts and polyps)	Benign breast neoplasm	Europe	219	34,7	0	0,0	218	34,9	0	0,0	NE		NE	NE	NE	NE	NE	NE	NE	NE	NE	NE	NE		NE	NE		NE	NE	NE	NE	NE
Neoplasms benign, malignant and unspecified (incl cysts and polyps)	Benign breast neoplasm	America	344	54,4	1	0,3	339	54,2	0	0,0	*	Quasi-complete separation of data points detected.				WARNING: Negative of Hessian not positive definite.			NE				Algorithm converged.	NE	NE	0,3209		NE		Algorithm converged.	NE	NE

| | | |

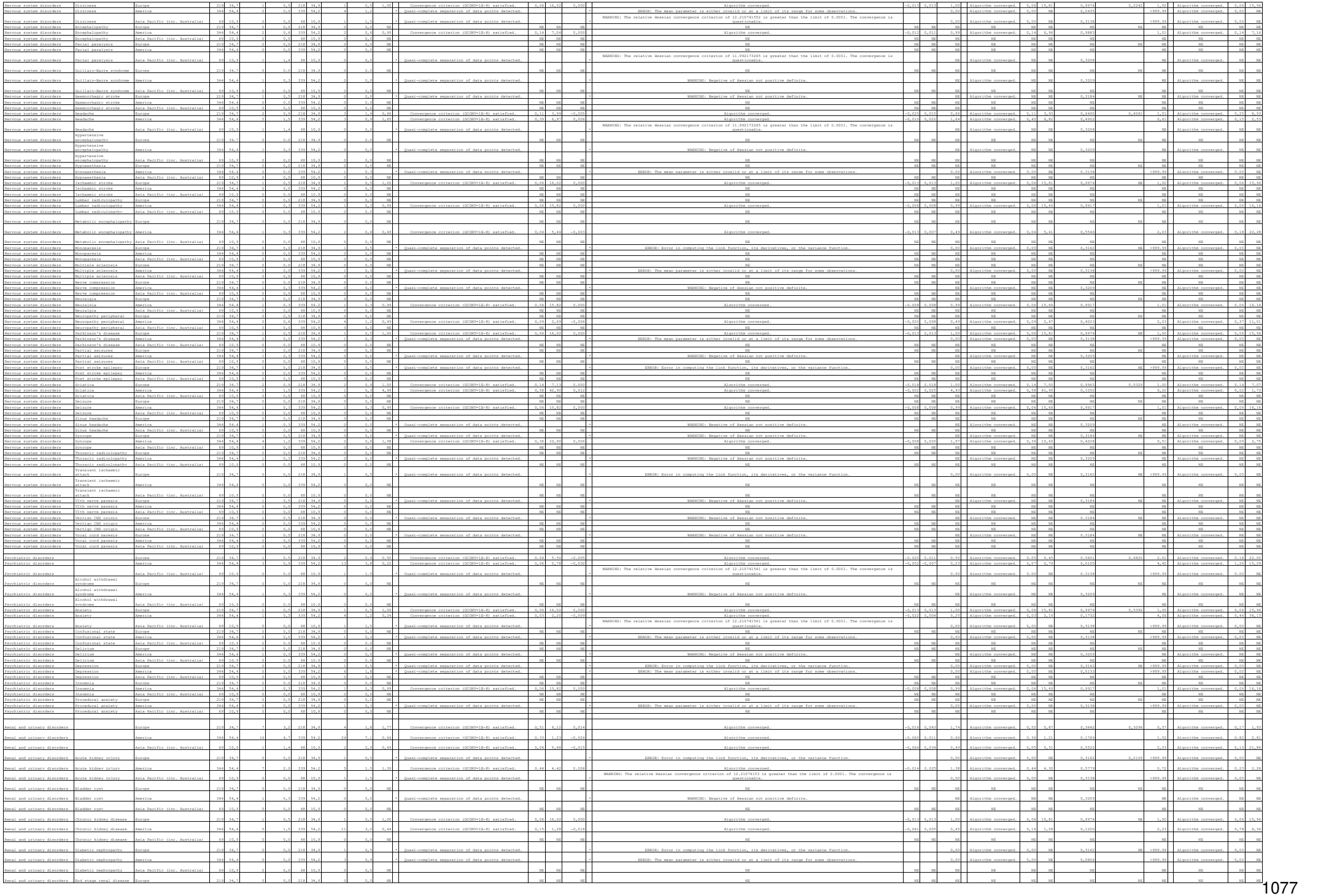

| | | |

| | | |

| | | |

POPULATION: Safety-Evaluable Population B vs. C
ENDPOINT: Severe AEs through Week 56
MODEL: Unstratified analysis
STUDY: GR40349 & GR40398
Dichotomous Analysis by Subgroups (Safety)

All

			Faricimab (PTI) (N=632)			Aflibercept (N=625)			Faricimab (PTI) vs. Aflibercept													Aflibercept vs. Faricimab (PTI)			
			Patients	Patients with Event		Patients	Patients with Event		Odds Ratio				Absolute Risk Difference				Relative Risk					Relative Risk			
MedDRA System Organ Class	MedDRA Preferred Term	Level	n	%	n	%	n	%	Odds Ratio	Convergence Reason	95% Lower CL	95% Upper CL	Absolute Risk	Convergence Reason	95% Lower CL	95% Upper CL	Relative Risk	Convergence Reason	95% Lower CL	95% Upper CL	p-value (Cochran-Mantel-Haenszel)	Interaction Test: p-value (likelihood ratio)	Relative Risk	Convergence Reason	95% Lower CL	95% Upper CL
Blood and lymphatic system disorders		n/a	632	100,0	3	0,5	625	100,0	1	0,2	2,98	Convergence criterion (GCONV=1E-8) satisfied.	0,31	28,68	0,003	Algorithm converged.	-0,003	0,009	2,97	Algorithm converged.	0,31	28,44	0,3221	NE	0,34	Algorithm converged.	0,04	3,23
Blood and lymphatic system disorders	Anaemia	n/a	632	100,0	3	0,5	625	100,0	1	0,2	2,98	Convergence criterion (GCONV=1E-8) satisfied.	0,31	28,68	0,003	Algorithm converged.	-0,003	0,009	2,97	Algorithm converged.	0,31	28,44	0,3221	NE	0,34	Algorithm converged.	0,04	3,23
Cardiac disorders		n/a	632	100,0	10	3,0	625	100,0	10	3,0	0,99	Convergence criterion (GCONV=1E-8) satisfied.	0,52	1,89	0,000	Algorithm converged.	-0,010	0,010	0,99	Algorithm converged.	0,53	1,85	0,9722	NE	1,01	Algorithm converged.	0,54	1,89
Cardiac disorders	Acute coronary syndrome	n/a	632	100,0	1	0,2	625	100,0	0	0,0		Quasi-complete separation of data points detected.				WARNING: The relative Hessian convergence criterion of 78.977922547 is greater than the limit of 0.0001. The convergence is questionable.			NE	Algorithm converged.	NE	NE	0,3200	NE	NE	Algorithm converged.	NE	NE
Cardiac disorders	Acute left ventricular failure	n/a	632	100,0	1	0,2	625	100,0	2	0,3	0,49	Convergence criterion (GCONV=1E-8) satisfied.	0,04	5,46	-0,002	Algorithm converged.	-0,007	0,004	0,49	Algorithm converged.	0,04	5,44	0,5569	NE	2,02	Algorithm converged.	0,18	22,23
Cardiac disorders	Acute myocardial infarction	n/a	632	100,0	3	0,5	625	100,0	4	0,6	0,74	Convergence criterion (GCONV=1E-8) satisfied.	0,17	3,32	-0,002	Algorithm converged.	-0,010	0,007	0,74	Algorithm converged.	0,17	3,30	0,6938	NE	1,33	Algorithm converged.	0,32	6,00
Cardiac disorders	Angina pectoris	n/a	632	100,0	1	0,2	625	100,0	1	0,2	0,99	Convergence criterion (GCONV=1E-8) satisfied.	0,06	15,84	0,000	Algorithm converged.	-0,004	0,004	0,99	Algorithm converged.	0,06	15,78	0,9937	NE	1,01	Algorithm converged.	0,06	16,13
Cardiac disorders	Angina unstable	n/a	632	100,0	1	0,2	625	100,0	0	0,0		Quasi-complete separation of data points detected.				WARNING: The relative Hessian convergence criterion of 78.977922547 is greater than the limit of 0.0001. The convergence is questionable.			NE	Algorithm converged.	NE	NE	0,3200	NE	NE	Algorithm converged.	NE	NE
Cardiac disorders	Arrhythmia	n/a	632	100,0	1	0,2	625	100,0	0	0,0		Quasi-complete separation of data points detected.				WARNING: The relative Hessian convergence criterion of 83.914042706 is greater than the limit of 0.0001. The convergence is questionable.			NE	Algorithm converged.	NE	NE	0,3200	NE	NE	Algorithm converged.	NE	NE
Cardiac disorders	Atrial fibrillation	n/a	632	100,0	1	0,2	625	100,0	0	0,0		Quasi-complete separation of data points detected.				WARNING: The relative Hessian convergence criterion of 83.914042706 is greater than the limit of 0.0001. The convergence is questionable.			NE	Algorithm converged.	NE	NE	0,3200	NE	NE	Algorithm converged.	NE	NE
Cardiac disorders	Atrioventricular block complete	n/a	632	100,0	1	0,2	625	100,0	0	0,0		Quasi-complete separation of data points detected.				WARNING: The relative Hessian convergence criterion of 83.914042706 is greater than the limit of 0.0001. The convergence is questionable.			NE	Algorithm converged.	NE	NE	0,3200	NE	NE	Algorithm converged.	NE	NE
Cardiac disorders	Cardiac arrest	n/a	632	100,0	1	0,2	625	100,0	1	0,2	0,99	Convergence criterion (GCONV=1E-8) satisfied.	0,06	15,84	0,000	Algorithm converged.	-0,004	0,004	0,99	Algorithm converged.	0,06	15,78	0,9937	NE	1,01	Algorithm converged.	0,06	16,13
Cardiac disorders	Cardiac failure	n/a	632	100,0	3	0,5	625	100,0	2	0,3	1,49	Convergence criterion (GCONV=1E-8) satisfied.	0,25	8,92	0,002	Algorithm converged.	-0,005	0,008	1,48	Algorithm converged.	0,25	8,85	0,6632	NE	0,67	Algorithm converged.	0,11	4,02
Cardiac disorders	Cardiac failure congestive	n/a	632	100,0	1	0,2	625	100,0	4	0,6	0,25	Convergence criterion (GCONV=1E-8) satisfied.	0,03	2,21	-0,003	Algorithm converged.	-0,012	0,002	0,25	Algorithm converged.	0,03	2,21	0,1750	NE	4,04	Algorithm converged.	0,43	36,09
Cardiac disorders	Cardiovascular disorder	n/a	632	100,0	1	0,2	625	100,0	0	0,0		Quasi-complete separation of data points detected.				WARNING: The relative Hessian convergence criterion of 83.914042706 is greater than the limit of 0.0001. The convergence is questionable.			NE	Algorithm converged.	NE	NE	0,3200	NE	NE	Algorithm converged.	NE	NE
Cardiac disorders	Chronic left ventricular failure	n/a	632	100,0	1	0,2	625	100,0	0	0,0		Quasi-complete separation of data points detected.				WARNING: The relative Hessian convergence criterion of 83.914042706 is greater than the limit of 0.0001. The convergence is questionable.			NE	Algorithm converged.	NE	NE	0,3200	NE	NE	Algorithm converged.	NE	NE
Cardiac disorders	Coronary artery disease	n/a	632	100,0	5	0,8	625	100,0	5	0,8	0,99	Convergence criterion (GCONV=1E-8) satisfied.	0,20	4,92	0,000	Algorithm converged.	-0,008	0,008	0,99	Algorithm converged.	0,20	4,88	0,9891	NE	1,01	Algorithm converged.	0,20	4,99
Cardiac disorders	Ischaemic cardiomyopathy	n/a	632	100,0	2	0,3	625	100,0	0	0,0		Quasi-complete separation of data points detected.				ERROR: The mean parameter is either invalid or at a limit of its range for some observations.			NE	Algorithm converged.	NE	NE	0,1535	NE	NE	Algorithm converged.	NE	NE
Cardiac disorders	Myocardial infarction	n/a	632	100,0	4	0,6	625	100,0	5	0,8	0,79	Convergence criterion (GCONV=1E-8) satisfied.	0,21	2,95	-0,002	Algorithm converged.	-0,011	0,006	0,79	Algorithm converged.	0,21	2,93	0,7255	NE	1,26	Algorithm converged.	0,34	4,68
Cardiac disorders	Pericardial effusion	n/a	632	100,0	0	0,0	625	100,0	1	0,2		Quasi-complete separation of data points detected.				WARNING: The relative Hessian convergence criterion of 90.646464276 is greater than the limit of 0.0001. The convergence is questionable.			0,00	Algorithm converged.	0,00	NE	0,3146	NE	>999,99	Algorithm converged.	0,00	NE
Eye disorders		n/a	632	100,0	15	2,4	625	100,0	12	1,9	1,24	Convergence criterion (GCONV=1E-8) satisfied.	0,58	2,67	0,003	Algorithm converged.	-0,011	0,021	1,24	Algorithm converged.	0,58	2,62	0,5734	NE	0,81	Algorithm converged.	0,38	1,71
Eye disorders	Angle closure glaucoma	n/a	632	100,0	0	0,0	625	100,0	1	0,2		Quasi-complete separation of data points detected.				WARNING: The relative Hessian convergence criterion of 90.646464276 is greater than the limit of 0.0001. The convergence is questionable.			0,00	Algorithm converged.	0,00	NE	0,3146	NE	>999,99	Algorithm converged.	0,00	NE
Eye disorders	Cataract	n/a	632	100,0	2	0,3	625	100,0	3	0,5	0,33	Convergence criterion (GCONV=1E-8) satisfied.	0,03	3,17	-0,003	Algorithm converged.	-0,009	0,003	0,33	Algorithm converged.	0,03	3,16	0,3114	NE	3,03	Algorithm converged.	0,32	29,04
Eye disorders	Diabetic eye disease	n/a	632	100,0	1	0,2	625	100,0	0	0,0		Quasi-complete separation of data points detected.				WARNING: The relative Hessian convergence criterion of 78.977922547 is greater than the limit of 0.0001. The convergence is questionable.			NE	Algorithm converged.	NE	NE	0,3200	NE	NE	Algorithm converged.	NE	NE
Eye disorders	Diabetic retinal oedema	n/a	632	100,0	2	0,3	625	100,0	0	0,0		Quasi-complete separation of data points detected.				ERROR: The mean parameter is either invalid or at a limit of its range for some observations.			NE	Algorithm converged.	NE	NE	0,1535	NE	NE	Algorithm converged.	NE	NE
Eye disorders	Eye haemorrhage	n/a	632	100,0	1	0,2	625	100,0	0	0,0		Quasi-complete separation of data points detected.				WARNING: The relative Hessian convergence criterion of 83.914042706 is greater than the limit of 0.0001. The convergence is questionable.			NE	Algorithm converged.	NE	NE	0,3200	NE	NE	Algorithm converged.	NE	NE
Eye disorders	Eye pain	n/a	632	100,0	0	0,0	625	100,0	1	0,2		Quasi-complete separation of data points detected.				WARNING: The relative Hessian convergence criterion of 90.646464276 is greater than the limit of 0.0001. The convergence is questionable.			0,00	Algorithm converged.	0,00	NE	0,3146	NE	>999,99	Algorithm converged.	0,00	NE
Eye disorders	Glaucoma	n/a	632	100,0	2	0,3	625	100,0	0	0,0		Quasi-complete separation of data points detected.				WARNING: Negative of Hessian not positive definite.			0,00	Algorithm converged.	0,00	NE	0,1548	NE	>999,99	Algorithm converged.	0,00	NE
Eye disorders	Lacrimation increased	n/a	632	100,0	0	0,0	625	100,0	1	0,2		Quasi-complete separation of data points detected.				WARNING: The relative Hessian convergence criterion of 90.646464276 is greater than the limit of 0.0001. The convergence is questionable.			0,00	Algorithm converged.	0,00	NE	0,3146	NE	>999,99	Algorithm converged.	0,00	NE
Eye disorders	Macular fibrosis	n/a	632	100,0	0	0,0	625	100,0	1	0,2		Quasi-complete separation of data points detected.				WARNING: The relative Hessian convergence criterion of 90.646464276 is greater than the limit of 0.0001. The convergence is questionable.			0,00	Algorithm converged.	0,00	NE	0,3146	NE	>999,99	Algorithm converged.	0,00	NE
Eye disorders	Macular oedema	n/a	632	100,0	1	0,2	625	100,0	0	0,0		Quasi-complete separation of data points detected.				WARNING: The relative Hessian convergence criterion of 83.914042706 is greater than the limit of 0.0001. The convergence is questionable.			NE	Algorithm converged.	NE	NE	0,3200	NE	NE	Algorithm converged.	NE	NE
Eye disorders	Open angle glaucoma	n/a	632	100,0	1	0,2	625	100,0	1	0,2	0,99	Convergence criterion (GCONV=1E-8) satisfied.	0,06	15,84	0,000	Algorithm converged.	-0,004	0,004	0,99	Algorithm converged.	0,06	15,78	0,9937	NE	1,01	Algorithm converged.	0,06	16,13
Eye disorders	Punctate keratitis	n/a	632	100,0	1	0,2	625	100,0	0	0,0		Quasi-complete separation of data points detected.				WARNING: The relative Hessian convergence criterion of 83.914042706 is greater than the limit of 0.0001. The convergence is questionable.			NE	Algorithm converged.	NE	NE	0,3200	NE	NE	Algorithm converged.	NE	NE
Eye disorders	Retinal artery occlusion	n/a	632	100,0	0	0,0	625	100,0	2	0,3		Quasi-complete separation of data points detected.				WARNING: Negative of Hessian not positive definite.			0,00	Algorithm converged.	0,00	NE	0,1548	NE	>999,99	Algorithm converged.	0,00	NE
Eye disorders	Retinal neovascularisation	n/a	632	100,0	0	0,0	625	100,0	1	0,2		Quasi-complete separation of data points detected.				WARNING: The relative Hessian convergence criterion of 90.646464276 is greater than the limit of 0.0001. The convergence is questionable.			0,00	Algorithm converged.	0,00	NE	0,3146	NE	>999,99	Algorithm converged.	0,00	NE
Eye disorders	Retinal vein occlusion	n/a	632	100,0	1	0,2	625	100,0	0	0,0		Quasi-complete separation of data points detected.				WARNING: The relative Hessian convergence criterion of 78.977922547 is greater than the limit of 0.0001. The convergence is questionable.			NE	Algorithm converged.	NE	NE	0,3200	NE	NE	Algorithm converged.	NE	NE
Eye disorders	Uveitic glaucoma	n/a	632	100,0	1	0,2	625	100,0	0	0,0		Quasi-complete separation of data points detected.				WARNING: The relative Hessian convergence criterion of 83.914042706 is greater than the limit of 0.0001. The convergence is questionable.			NE	Algorithm converged.	NE	NE	0,3200	NE	NE	Algorithm converged.	NE	NE
Eye disorders	Uveitis	n/a	632	100,0	3	0,5	625	100,0	0	0,0		Quasi-complete separation of data points detected.				WARNING: Negative of Hessian not positive definite.			NE	Algorithm converged.	NE	NE	0,0847	NE	NE	Algorithm converged.	NE	NE
Eye disorders	Visual acuity reduced	n/a	632	100,0	1	0,2	625	100,0	0	0,0		Quasi-complete separation of data points detected.				WARNING: The relative Hessian convergence criterion of 83.914042706 is greater than the limit of 0.0001. The convergence is questionable.			NE	Algorithm converged.	NE	NE	0,3200	NE	NE	Algorithm converged.	NE	NE
Eye disorders	Vitreous haemorrhage	n/a	632	100,0	1	0,2	625	100,0	1	0,2	0,99	Convergence criterion (GCONV=1E-8) satisfied.	0,06	15,84	0,000	Algorithm converged.	-0,004	0,004	0,99	Algorithm converged.	0,06	15,78	0,9937	NE	1,01	Algorithm converged.	0,06	16,13
Gastrointestinal disorders		n/a	632	100,0	4	0,6	625	100,0	2	0,3	1,98	Convergence criterion (GCONV=1E-8) satisfied.	0,36	10,87	0,003	Algorithm converged.	-0,004	0,011	1,98	Algorithm converged.	0,36	10,76	0,4211	NE	0,51	Algorithm converged.	0,09	2,77
Gastrointestinal disorders	Colitis	n/a	632	100,0	1	0,2	625	100,0	1	0,2	0,99	Convergence criterion (GCONV=1E-8) satisfied.	0,06	15,84	0,000	Algorithm converged.	-0,004	0,004	0,99	Algorithm converged.	0,06	15,78	0,9937	NE	1,01	Algorithm converged.	0,06	16,13
Gastrointestinal disorders	Diabetic gastroparesis	n/a	632	100,0	1	0,2	625	100,0	0	0,0		Quasi-complete separation of data points detected.				WARNING: The relative Hessian convergence criterion of 83.914042706 is greater than the limit of 0.0001. The convergence is questionable.			NE	Algorithm converged.	NE	NE	0,3200	NE	NE	Algorithm converged.	NE	NE
Gastrointestinal disorders	Gastrointestinal haemorrhage	n/a	632	100,0	2	0,3	625	100,0	0	0,0		Quasi-complete separation of data points detected.				ERROR: The mean parameter is either invalid or at a limit of its range for some observations.			NE	Algorithm converged.	NE	NE	0,1535	NE	NE	Algorithm converged.	NE	NE
Gastrointestinal disorders	Haemorrhoids thrombosed	n/a	632	100,0	1	0,2	625	100,0	0	0,0		Quasi-complete separation of data points detected.				WARNING: The relative Hessian convergence criterion of 83.914042706 is greater than the limit of 0.0001. The convergence is questionable.			NE	Algorithm converged.	NE	NE	0,3200	NE	NE	Algorithm converged.	NE	NE
Gastrointestinal disorders	Intestinal pseudo-obstruction	n/a	632	100,0	0	0,0	625	100,0	1	0,2		Quasi-complete separation of data points detected.				WARNING: The relative Hessian convergence criterion of 90.646464276 is greater than the limit of 0.0001. The convergence is questionable.			0,00	Algorithm converged.	0,00	NE	0,3146	NE	>999,99	Algorithm converged.	0,00	NE
General disorders and administration site conditions		n/a	632	100,0	6	0,9	625	100,0	1	0,2	5,98	Convergence criterion (GCONV=1E-8) satisfied.	0,72	49,82	0,006	Algorithm converged.	0,000	0,016	5,93	Algorithm converged.	0,72	49,14	0,0602	NE	0,17	Algorithm converged.	0,02	1,40
General disorders and administration site conditions	Death	n/a	632	100,0	3	0,5	625	100,0	0	0,0		Quasi-complete separation of data points detected.				WARNING: Negative of Hessian not positive definite.			NE	Algorithm converged.	NE	NE	0,0847	NE	NE	Algorithm converged.	NE	NE
General disorders and administration site conditions	Injection site injury	n/a	632	100,0	1	0,2	625	100,0	0	0,0		Quasi-complete separation of data points detected.				WARNING: The relative Hessian convergence criterion of 83.914042706 is greater than the limit of 0.0001. The convergence is questionable.			NE	Algorithm converged.	NE	NE	0,3200	NE	NE	Algorithm converged.	NE	NE
General disorders and administration site conditions	Localised oedema	n/a	632	100,0	1	0,2	625	100,0	0	0,0		Quasi-complete separation of data points detected.				WARNING: The relative Hessian convergence criterion of 83.914042706 is greater than the limit of 0.0001. The convergence is questionable.			NE	Algorithm converged.	NE	NE	0,3200	NE	NE	Algorithm converged.	NE	NE
General disorders and administration site conditions	Multiple organ dysfunction syndrome	n/a	632	100,0	1	0,2	625	100,0	0	0,0		Quasi-complete separation of data points detected.				WARNING: The relative Hessian convergence criterion of 83.914042706 is greater than the limit of 0.0001. The convergence is questionable.			NE	Algorithm converged.	NE	NE	0,3200	NE	NE	Algorithm converged.	NE	NE
General disorders and administration site conditions	Physical deconditioning	n/a	632	100,0	0	0,0	625	100,0	1	0,2		Quasi-complete separation of data points detected.				WARNING: The relative Hessian convergence criterion of 90.646464276 is greater than the limit of 0.0001. The convergence is questionable.			0,00	Algorithm converged.	0,00	NE	0,3146	NE	>999,99	Algorithm converged.	0,00	NE
General disorders and administration site conditions	Pyrexia	n/a	632	100,0	2	0,3	625	100,0	0	0,0		Quasi-complete separation of data points detected.				WARNING: The relative Hessian convergence criterion of 83.914042706 is greater than the limit of 0.0001. The convergence is questionable.			NE	Algorithm converged.	NE	NE	0,3200	NE	NE	Algorithm converged.	NE	NE
Hepatobiliary disorders		n/a	632	100,0	5	0,8	625	100,0	5	0,8	0,99	Convergence criterion (GCONV=1E-8) satisfied.	0,20	4,92	0,000	Algorithm converged.	-0,008	0,008	0,99	Algorithm converged.	0,20	4,88	0,9891	NE	1,01	Algorithm converged.	0,20	4,99
Hepatobiliary disorders	Bile duct stenosis	n/a	632	100,0	0	0,0	625	100,0	1	0,2		Quasi-complete separation of data points detected.				WARNING: The relative Hessian convergence criterion of 90.646464276 is greater than the limit of 0.0001. The convergence is questionable.			0,00	Algorithm converged.	0,00	NE	0,3146	NE	>999,99	Algorithm converged.	0,00	NE
Hepatobiliary disorders	Cholecystitis	n/a	632	100,0	0	0,0	625	100,0	1	0,2		Quasi-complete separation of data points detected.				WARNING: The relative Hessian convergence criterion of 90.646464276 is greater than the limit of 0.0001. The convergence is questionable.			0,00	Algorithm converged.	0,00	NE	0,3146	NE	>999,99	Algorithm converged.	0,00	NE
Hepatobiliary disorders	Cholecystitis acute	n/a	632	100,0	1	0,2	625	100,0	0	0,0		Quasi-complete separation of data points detected.				WARNING: The relative Hessian convergence criterion of 83.914042706 is greater than the limit of 0.0001. The convergence is questionable.			NE	Algorithm converged.	NE	NE	0,3200	NE	NE	Algorithm converged.	NE	NE
Hepatobiliary disorders	Hepatic cirrhosis	n/a	632	100,0	1	0,2	625	100,0	1	0,2	0,99	Convergence criterion (GCONV=1E-8) satisfied.	0,06	15,84	0,000	Algorithm converged.	-0,004	0,004	0,99	Algorithm converged.	0,06	15,78	0,9937	NE	1,01	Algorithm converged.	0,06	16,13
Hepatobiliary disorders	Non-alcoholic steatohepatitis	n/a	632	100,0	1	0,2	625	100,0	0	0,0		Quasi-complete separation of data points detected.				WARNING: The relative Hessian convergence criterion of 83.914042706 is greater than the limit of 0.0001. The convergence is questionable.			NE	Algorithm converged.	NE	NE	0,3200	NE	NE	Algorithm converged.	NE	NE
Infections and infestations		n/a	632	100,0	17	2,7	625	100,0	28	4,6	0,57	Convergence criterion (GCONV=1E-8) satisfied.	0,31	1,04	-0,020	Algorithm converged.	-0,040	0,001	0,58	Algorithm converged.	0,32	1,04	0,0657	NE	1,72	Algorithm converged.	0,96	3,10
Infections and infestations	Arthritis bacterial	n/a	632	100,0	0	0,0	625	100,0	1	0,2		Quasi-complete separation of data points detected.				WARNING: The relative Hessian convergence criterion of 90.646464276 is greater than the limit of 0.0001. The convergence is questionable.			0,00	Algorithm converged.	0,00	NE	0,3146	NE	>999,99	Algorithm converged.	0,00	NE
Infections and infestations	COVID-19	n/a	632	100,0	3	0,5	625	100,0	0	0,0		Quasi-complete separation of data points detected.				WARNING: Negative of Hessian not positive definite.			NE	Algorithm converged.	NE	NE	0,0847	NE	NE	Algorithm converged.	NE	NE
Infections and infestations	Cellulitis	n/a	632	100,0	2	0,3	625	100,0	5	0,8	0,39	Convergence criterion (GCONV=1E-8) satisfied.	0,08	2,04	-0,003	Algorithm converged.	-0,013	0,003	0,40	Algorithm converged.	0,08	2,03	0,2496	NE	2,53	Algorithm converged.	0,43	12,38
Infections and infestations	Cholecystitis infective	n/a	632	100,0	1	0,2	625	100,0	0	0,0		Quasi-complete separation of data points detected.				WARNING: The relative Hessian convergence criterion of 83.914042706 is greater than the limit of 0.0001. The convergence is questionable.			NE	Algorithm converged.	NE	NE	0,3200	NE	NE	Algorithm converged.	NE	NE
Infections and infestations	Clostridium difficile colitis	n/a	632	100,0	0	0,0	625	100,0	1	0,2		Quasi-complete separation of data points detected.				WARNING: The relative Hessian convergence criterion of 90.646464276 is greater than the limit of 0.0001. The convergence is questionable.			0,00	Algorithm converged.	0,00	NE	0,3146	NE	>999,99	Algorithm converged.	0,00	NE
Infections and infestations	Conjunctivitis	n/a	632	100,0	0	0,0	625	100,0	1	0,2		Quasi-complete separation of data points detected.				WARNING: The relative Hessian convergence criterion of 90.646464276 is greater than the limit of 0.0001. The convergence is questionable.			0,00	Algorithm converged.	0,00	NE	0,3146	NE	>999,99	Algorithm converged.	0,00	NE
Infections and infestations	Coronavirus infection	n/a	632	100,0	0	0,0	625	100,0	1	0,2		Quasi-complete separation of data points detected.				WARNING: The relative Hessian convergence criterion of 90.646464276 is greater than the limit of 0.0001. The convergence is questionable.			0,00	Algorithm converged.	0,00	NE	0,3146	NE	>999,99	Algorithm converged.	0,00	NE
Infections and infestations	Diabetic foot infection	n/a	632	100,0	2	0,3	625	100,0	0	0,0		Quasi-complete separation of data points detected.				WARNING: The relative Hessian convergence criterion of 83.914042706 is greater than the limit of 0.0001. The convergence is questionable.			NE	Algorithm converged.	NE	NE	0,3200	NE	NE	Algorithm converged.	NE	NE
Infections and infestations	Diabetic gangrene	n/a	632	100,0	1	0,2	625	100,0	1	0,2	0,99	Convergence criterion (GCONV=1E-8) satisfied.	0,06	15,84	0,000	Algorithm converged.	-0,004	0,004	0,99	Algorithm converged.	0,06	15,78	0,9937	NE	1,01	Algorithm converged.	0,06	16,13
Infections and infestations	Diverticulitis	n/a	632	100,0	0	0,0	625	100,0	1	0,2		Quasi-complete separation of data points detected.				WARNING: The relative Hessian convergence criterion of 90.646464276 is greater than the limit of 0.0001. The convergence is questionable.			0,00	Algorithm converged.	0,00	NE	0,3146	NE	>999,99	Algorithm converged.	0,00	NE
Infections and infestations	Endophthalmitis	n/a	632	100,0	2	0,3	625	100,0	1	0,2	1,98	Convergence criterion (GCONV=1E-8) satisfied.	0,18	21,90	0,002	Algorithm converged.	-0,004	0,007	1,98	Algorithm converged.	0,18	21,74	0,5699	NE	0,51	Algorithm converged.	0,03	5,54
Infections and infestations	Erysipelas	n/a	632	100,0	1	0,2	625	100,0	0	0,0		Quasi-complete separation of data points detected.				WARNING: The relative Hessian convergence criterion of 83.914042706 is greater than the limit of 0.0001. The convergence is questionable.			NE	Algorithm converged.	NE	NE	0,3200	NE	NE	Algorithm converged.	NE	NE
Infections and infestations	Escherichia sepsis	n/a	632	100,0	0	0,0	625	100,0	1	0,2		Quasi-complete separation of data points detected.				WARNING: The relative Hessian convergence criterion of 90.646464276 is greater than the limit of 0.0001. The convergence is questionable.			0,00	Algorithm converged.	0,00	NE	0,3146	NE	>999,99	Algorithm converged.	0,00	NE
Infections and infestations	Gallbladder empyema	n/a	632	100,0	0	0,0	625	100,0	1	0,2		Quasi-complete separation of data points detected.				WARNING: The relative Hessian convergence criterion of 90.646464276 is greater than the limit of 0.0001. The convergence is questionable.			0,00	Algorithm converged.	0,00	NE	0,3146	NE	>999,99	Algorithm converged.	0,00	NE
Infections and infestations	Gangrene	n/a	632	100,0	1	0,2	625	100,0	0	0,0		Quasi-complete separation of data points detected.				WARNING: The relative Hessian convergence criterion of 78.977922547 is greater than the limit of 0.0001. The convergence is questionable.			NE	Algorithm converged.	NE	NE	0,3200	NE	NE	Algorithm converged.	NE	NE
Infections and infestations	Gastroenteritis	n/a	632	100,0	0	0,0	625	100,0	1	0,2		Quasi-complete separation of data points detected.				WARNING: The relative Hessian convergence criterion of 90.646464276 is greater than the limit of 0.0001. The convergence is questionable.			0,00	Algorithm converged.	0,00	NE	0,3146	NE	>999,99	Algorithm converged.	0,00	NE
Infections and infestations	Infective thrombosis	n/a	632	100,0	0	0,0	625	100,0	1	0,2		Quasi-complete separation of data points detected.				WARNING: The relative Hessian convergence criterion of 90.646464276 is greater than the limit of 0.0001. The convergence is questionable.			0,00	Algorithm converged.	0,00	NE	0,3146	NE	>999,99	Algorithm converged.	0,00	NE
Infections and infestations	Influenza	n/a	632	100,0	0	0,0	625	100,0	1	0,2		Quasi-complete separation of data points detected.				WARNING: The relative Hessian convergence criterion of 90.646464276 is greater than the limit of 0.0001. The convergence is questionable.			0,00	Algorithm converged.	0,00	NE	0,3146	NE	>999,99	Algorithm converged.	0,00	NE

| | | |

Psychiatric disorders	Confusional state	n/a	632	100,0	1	0,2	625	100,0	0	0,0		*	Quasi-complete separation of data points detected.				*	WARNING: The relative Hessian convergence criterion of 83.914042706 is greater than the limit of 0.0001. The convergence is questionable.			NE		Algorithm converged.	NE	NE	0,3200	NE	NE		Algorithm converged.	NE	NE
Renal and urinary disorders		n/a	632	100,0	4	0,6	625	100,0	14	2,2	0,28		Convergence criterion (GCONV=1E-8) satisfied.	0,09	0,85	-0,016		Algorithm converged.	-0,029	-0,003	0,28		Algorithm converged.	0,09	0,85	0,0165	NE	3,54		Algorithm converged.	1,17	10,69
Renal and urinary disorders	Acute kidney injury	n/a	632	100,0	2	0,3	625	100,0	3	0,5	0,66		Convergence criterion (GCONV=1E-8) satisfied.	0,11	3,95	-0,002		Algorithm converged.	-0,009	0,005	0,66		Algorithm converged.	0,11	3,93	0,6452	NE	1,52		Algorithm converged.	0,25	9,05
Renal and urinary disorders	Calculus urinary	n/a	632	100,0	0	0,0	625	100,0	1	0,2		*	Quasi-complete separation of data points detected.				*	WARNING: The relative Hessian convergence criterion of 90.646464276 is greater than the limit of 0.0001. The convergence is questionable.			0,00		Algorithm converged.	0,00	NE	0,3146	NE	>999.99		Algorithm converged.	0,00	NE
Renal and urinary disorders	Chronic kidney disease	n/a	632	100,0	1	0,2	625	100,0	3	0,5	0,33		Convergence criterion (GCONV=1E-8) satisfied.	0,03	3,17	-0,003		Algorithm converged.	-0,009	0,003	0,33		Algorithm converged.	0,03	3,16	0,3114	NE	3,03		Algorithm converged.	0,32	29,08
Renal and urinary disorders	End stage renal disease	n/a	632	100,0	1	0,2	625	100,0	2	0,3	0,49		Convergence criterion (GCONV=1E-8) satisfied.	0,04	5,46	-0,002		Algorithm converged.	-0,007	0,004	0,49		Algorithm converged.	0,04	5,44	0,5569	NE	2,02		Algorithm converged.	0,18	22,25
Renal and urinary disorders	Nephrolithiasis	n/a	632	100,0	0	0,0	625	100,0	1	0,2		*	Quasi-complete separation of data points detected.				*	WARNING: The relative Hessian convergence criterion of 90.646464276 is greater than the limit of 0.0001. The convergence is questionable.			0,00		Algorithm converged.	0,00	NE	0,3146	NE	>999.99		Algorithm converged.	0,00	NE
Renal and urinary disorders	Renal failure	n/a	632	100,0	0	0,0	625	100,0	3	0,5		*	Quasi-complete separation of data points detected.				*	WARNING: Negative of Hessian not positive definite.			0,00		Algorithm converged.	0,00	NE	0,0813	NE	>999.99		Algorithm converged.	0,00	NE
Renal and urinary disorders	Renal impairment	n/a	632	100,0	1	0,2	625	100,0	1	0,2	0,99		Convergence criterion (GCONV=1E-8) satisfied.	0,06	15,84	0,000		Algorithm converged.	-0,004	0,004	0,99		Algorithm converged.	0,06	15,78	0,9937	NE	1,01		Algorithm converged.	0,06	16,13
Renal and urinary disorders	Urinary tract inflammation	n/a	632	100,0	0	0,0	625	100,0	1	0,2		*	Quasi-complete separation of data points detected.				*	WARNING: The relative Hessian convergence criterion of 90.646464276 is greater than the limit of 0.0001. The convergence is questionable.			0,00		Algorithm converged.	0,00	NE	0,3146	NE	>999.99		Algorithm converged.	0,00	NE
Reproductive system and breast disorders		n/a	632	100,0	1	0,2	625	100,0	0	0,0		*	Quasi-complete separation of data points detected.				*	WARNING: The relative Hessian convergence criterion of 83.914042706 is greater than the limit of 0.0001. The convergence is questionable.			NE		Algorithm converged.	NE	NE	0,3200	NE	NE		Algorithm converged.	NE	NE
Reproductive system and breast disorders	Ovarian cyst	n/a	632	100,0	1	0,2	625	100,0	0	0,0		*	Quasi-complete separation of data points detected.				*	WARNING: The relative Hessian convergence criterion of 83.914042706 is greater than the limit of 0.0001. The convergence is questionable.			NE		Algorithm converged.	NE	NE	0,3200	NE	NE		Algorithm converged.	NE	NE
Respiratory, thoracic and mediastinal disorders		n/a	632	100,0	5	0,8	625	100,0	7	1,1	0,70		Convergence criterion (GCONV=1E-8) satisfied.	0,22	2,23	-0,003		Algorithm converged.	-0,014	0,007	0,71		Algorithm converged.	0,23	2,21	0,5490	NE	1,42		Algorithm converged.	0,45	4,44
Respiratory, thoracic and mediastinal disorders	Acute respiratory failure	n/a	632	100,0	1	0,2	625	100,0	3	0,5	0,33		Convergence criterion (GCONV=1E-8) satisfied.	0,03	3,17	-0,003		Algorithm converged.	-0,009	0,003	0,33		Algorithm converged.	0,03	3,16	0,3114	NE	3,03		Algorithm converged.	0,32	29,08
Respiratory, thoracic and mediastinal disorders	Dyspnoea	n/a	632	100,0	1	0,2	625	100,0	0	0,0		*	Quasi-complete separation of data points detected.				*	WARNING: The relative Hessian convergence criterion of 78.977922547 is greater than the limit of 0.0001. The convergence is questionable.			NE		Algorithm converged.	NE	NE	0,3200	NE	NE		Algorithm converged.	NE	NE
Respiratory, thoracic and mediastinal disorders	Hypoxia	n/a	632	100,0	0	0,0	625	100,0	2	0,3		*	Quasi-complete separation of data points detected.				*	WARNING: Negative of Hessian not positive definite.			0,00		Algorithm converged.	0,00	NE	0,1548	NE	>999.99		Algorithm converged.	0,00	NE
Respiratory, thoracic and mediastinal disorders	Pleural effusion	n/a	632	100,0	2	0,3	625	100,0	2	0,3	0,99		Convergence criterion (GCONV=1E-8) satisfied.	0,14	7,04	0,000		Algorithm converged.	-0,006	0,006	0,99		Algorithm converged.	0,14	7,00	0,9911	NE	1,01		Algorithm converged.	0,14	7,16
Respiratory, thoracic and mediastinal disorders	Pneumonia aspiration	n/a	632	100,0	1	0,2	625	100,0	0	0,0		*	Quasi-complete separation of data points detected.				*	WARNING: The relative Hessian convergence criterion of 83.914042706 is greater than the limit of 0.0001. The convergence is questionable.			NE		Algorithm converged.	NE	NE	0,3200	NE	NE		Algorithm converged.	NE	NE
Respiratory, thoracic and mediastinal disorders	Pulmonary embolism	n/a	632	100,0	0	0,0	625	100,0	1	0,2		*	Quasi-complete separation of data points detected.				*	WARNING: The relative Hessian convergence criterion of 90.646464276 is greater than the limit of 0.0001. The convergence is questionable.			0,00		Algorithm converged.	0,00	NE	0,3146	NE	>999.99		Algorithm converged.	0,00	NE
Respiratory, thoracic and mediastinal disorders	Respiratory failure	n/a	632	100,0	1	0,2	625	100,0	0	0,0		*	Quasi-complete separation of data points detected.				*	WARNING: The relative Hessian convergence criterion of 83.914042706 is greater than the limit of 0.0001. The convergence is questionable.			NE		Algorithm converged.	NE	NE	0,3200	NE	NE		Algorithm converged.	NE	NE
Skin and subcutaneous tissue disorders		n/a	632	100,0	2	0,3	625	100,0	2	0,3	0,99		Convergence criterion (GCONV=1E-8) satisfied.	0,14	7,04	0,000		Algorithm converged.	-0,006	0,006	0,99		Algorithm converged.	0,14	7,00	0,9911	NE	1,01		Algorithm converged.	0,14	7,16
Skin and subcutaneous tissue disorders	Diabetic foot	n/a	632	100,0	1	0,2	625	100,0	1	0,2	0,99		Convergence criterion (GCONV=1E-8) satisfied.	0,06	15,84	0,000		Algorithm converged.	-0,004	0,004	0,99		Algorithm converged.	0,06	15,78	0,9937	NE	1,01		Algorithm converged.	0,06	16,13
Skin and subcutaneous tissue disorders	Petechiae	n/a	632	100,0	0	0,0	625	100,0	1	0,2		*	Quasi-complete separation of data points detected.				*	WARNING: The relative Hessian convergence criterion of 90.646464276 is greater than the limit of 0.0001. The convergence is questionable.			0,00		Algorithm converged.	0,00	NE	0,3146	NE	>999.99		Algorithm converged.	0,00	NE
Skin and subcutaneous tissue disorders	Skin ulcer	n/a	632	100,0	1	0,2	625	100,0	0	0,0		*	Quasi-complete separation of data points detected.				*	WARNING: The relative Hessian convergence criterion of 78.977922547 is greater than the limit of 0.0001. The convergence is questionable.			NE		Algorithm converged.	NE	NE	0,3200	NE	NE		Algorithm converged.	NE	NE
Vascular disorders		n/a	632	100,0	6	0,9	625	100,0	7	1,1	0,85		Convergence criterion (GCONV=1E-8) satisfied.	0,28	2,53	-0,002		Algorithm converged.	-0,013	0,009	0,85		Algorithm converged.	0,29	2,51	0,7650	NE	1,18		Algorithm converged.	0,40	3,49
Vascular disorders	Deep vein thrombosis	n/a	632	100,0	0	0,0	625	100,0	1	0,2		*	Quasi-complete separation of data points detected.				*	WARNING: The relative Hessian convergence criterion of 90.646464276 is greater than the limit of 0.0001. The convergence is questionable.			0,00		Algorithm converged.	0,00	NE	0,3146	NE	>999.99		Algorithm converged.	0,00	NE
Vascular disorders	Extremity necrosis	n/a	632	100,0	1	0,2	625	100,0	0	0,0		*	Quasi-complete separation of data points detected.				*	WARNING: The relative Hessian convergence criterion of 83.914042706 is greater than the limit of 0.0001. The convergence is questionable.			NE		Algorithm converged.	NE	NE	0,3200	NE	NE		Algorithm converged.	NE	NE
Vascular disorders	Haemorrhage	n/a	632	100,0	1	0,2	625	100,0	0	0,0		*	Quasi-complete separation of data points detected.				*	WARNING: The relative Hessian convergence criterion of 83.914042706 is greater than the limit of 0.0001. The convergence is questionable.			NE		Algorithm converged.	NE	NE	0,3200	NE	NE		Algorithm converged.	NE	NE
Vascular disorders	Hypertension	n/a	632	100,0	0	0,0	625	100,0	5	0,8		*	Quasi-complete separation of data points detected.				*	WARNING: Negative of Hessian not positive definite.			0,00		Algorithm converged.	0,00	NE	0,0243	NE	>999.99		Algorithm converged.	0,00	NE
Vascular disorders	Hypertensive crisis	n/a	632	100,0	3	0,5	625	100,0	0	0,0		*	Quasi-complete separation of data points detected.				*	WARNING: Negative of Hessian not positive definite.			NE		Algorithm converged.	NE	NE	0,0847	NE	NE		Algorithm converged.	NE	NE
Vascular disorders	Hypotension	n/a	632	100,0	0	0,0	625	100,0	1	0,2		*	Quasi-complete separation of data points detected.				*	WARNING: The relative Hessian convergence criterion of 90.646464276 is greater than the limit of 0.0001. The convergence is questionable.			0,00		Algorithm converged.	0,00	NE	0,3146	NE	>999.99		Algorithm converged.	0,00	NE
Vascular disorders	Peripheral vascular disorder	n/a	632	100,0	1	0,2	625	100,0	0	0,0		*	Quasi-complete separation of data points detected.				*	WARNING: The relative Hessian convergence criterion of 78.977922547 is greater than the limit of 0.0001. The convergence is questionable.			NE		Algorithm converged.	NE	NE	0,3200	NE	NE		Algorithm converged.	NE	NE

Includes AEs with onset up to Day 405 (last day of Week 56 analysis visit window).
Only AEs of highest severity are counted.
Test for interaction based on RR (Log-binomial regression)
* indicates convergence problem. Result is uninterpretable.
Clinical cut-off: YOSEMITE 01NOV2021 and RHINE 28OCT2021

Program: root/clinical studies/RO6867461/CDT70122/share/ACE pool DME CSR Final/prod/program/t ae raw soc.sas
Output: root/clinical_studies/RO6867461/CDT70122/share/ACE_pool_DME_CSR_Final/prod/output_saf_bc/t_ae_raw_soc_sg_WSEVAE_AEW56_SEBC_OCTNOV2021_DME.xls
11AUG2022 19:33

POPULATION: Safety-Evaluable Population B vs. C
ENDPOINT: Severe AEs through Week 56
MODEL: Unstratified analysis
STUDY: GR40349 & GR40398
Dichotomous Analysis by Subgroups (Safety)

Study

			Paricalmab (PTI) (N=632)				Aflibercept (N=625)				Paricalmab (PTI) vs. Aflibercept												Aflibercept vs. Paricalmab (PTI)			
			Patients		Patients with Event		Patients		Patients with Event		Odds Ratio								Relative Risk				Relative Risk			
											Absolute Risk Difference															
MedDRA System Organ Class	MedDRA Preferred Term	Level	n	%	n	%	n	%	n	%	Odds Ratio	Convergence Reason	95% Lower CL	95% Upper CL	Absolute Risk	Convergence Reason	95% Lower CL	95% Upper CL	Relative Risk	Convergence Reason	95% Lower CL	95% Upper CL	p-value (Cochran-Mantel-Haenszel)	Interaction Test (likelihood ratio)	Relative Risk	Convergence Reason	95% Lower CL	95% Upper CL
Blood and lymphatic system disorders		Rhine	319	50,5	1	0,3	314	50,2	1	0,3	0,98	Convergence criterion (GCONV=1E-8) satisfied.	0,06	15,80	0,000	Algorithm converged.	-0,009	0,009	0,98	Algorithm converged.	0,06	15,67	0,9911	0,1873	1,02	Algorithm converged.	0,06	16,17
Blood and lymphatic system disorders		Yosemite	313	49,5	2	0,6	311	49,8	0	0,0	*	Quasi-complete separation of data points detected.				WARNING: Negative of Hessian not positive definite.			NE		NE	NE	0,1583		NE		NE	NE
Blood and lymphatic system disorders	Anaemia	Rhine	319	50,5	1	0,3	314	50,2	1	0,3	0,98	Convergence criterion (GCONV=1E-8) satisfied.	0,06	15,80	0,000	Algorithm converged.	-0,009	0,009	0,98	Algorithm converged.	0,06	15,67	0,9911	0,1873	1,02	Algorithm converged.	0,06	16,17
Blood and lymphatic system disorders	Anaemia	Yosemite	313	49,5	2	0,6	311	49,8	0	0,0	*	Quasi-complete separation of data points detected.				WARNING: Negative of Hessian not positive definite.			NE		NE	NE	0,1585		NE		NE	NE
Cardiac disorders		Rhine	319	50,5	8	2,5	314	50,2	6	1,9	1,32	Convergence criterion (GCONV=1E-8) satisfied.	0,45	3,83	0,006	Algorithm converged.	-0,017	0,029	1,31	Algorithm converged.	0,46	3,74	0,6000	0,5035	0,76	Algorithm converged.	0,27	2,17
Cardiac disorders		Yosemite	313	49,5	11	3,5	311	49,8	13	4,2	0,83	Convergence criterion (GCONV=1E-8) satisfied.	0,37	1,88	-0,007	Algorithm converged.	-0,037	0,024	0,84	Algorithm converged.	0,38	1,85	0,6457		1,19	Algorithm converged.	0,54	2,61
Cardiac disorders	Acute coronary syndrome	Rhine	319	50,5	1	0,3	314	50,2	0	0,0	*	Quasi-complete separation of data points detected.				WARNING: The relative Hessian convergence criterion of 49.519817954 is greater than the limit of 0.0001. The convergence is questionable.			NE	Algorithm converged.	NE	NE	0,3211		NE	Algorithm converged.	NE	NE
Cardiac disorders	Acute coronary syndrome	Yosemite	313	49,5	0	0,0	311	49,8	0	0,0	NE		NE	NE	NE	NE	NE	NE	NE	NE	NE	NE	NE		NE	NE	NE	NE
Cardiac disorders	Acute left ventricular failure	Rhine	319	50,5	0	0,0	314	50,2	0	0,0	NE		NE	NE	NE	NE	NE	NE	NE	NE	NE	NE	1,0000		NE	NE	NE	NE
Cardiac disorders	Acute left ventricular failure	Yosemite	313	49,5	1	0,3	311	49,8	0	0,6	0,50	Convergence criterion (GCONV=1E-8) satisfied.	0,06	3,69	-0,003	Algorithm converged.	-0,014	0,008	0,50	Algorithm converged.	0,05	5,45	0,5993		2,01	Algorithm converged.	0,18	22,04
Cardiac disorders	Acute myocardial infarction	Rhine	319	50,5	1	0,3	314	50,2	1	0,3	0,98	Convergence criterion (GCONV=1E-8) satisfied.	0,06	15,80	0,000	Algorithm converged.	-0,009	0,009	0,98	Algorithm converged.	0,06	15,67	0,9911	0,8138	1,02	Algorithm converged.	0,06	16,17
Cardiac disorders	Acute myocardial infarction	Yosemite	313	49,5	2	0,6	311	49,8	3	1,0	0,66	Convergence criterion (GCONV=1E-8) satisfied.	0,11	3,98	-0,003	Algorithm converged.	-0,017	0,011	0,66	Algorithm converged.	0,11	3,94	0,6485		1,51	Algorithm converged.	0,21	8,97
Cardiac disorders	Angina pectoris	Rhine	319	50,5	1	0,3	314	50,2	0	0,0	*	Quasi-complete separation of data points detected.				WARNING: The relative Hessian convergence criterion of 49.519817954 is greater than the limit of 0.0001. The convergence is questionable.			NE	Algorithm converged.	NE	NE	0,3211	0,0963	NE	Algorithm converged.	NE	NE
Cardiac disorders	Angina pectoris	Yosemite	313	49,5	0	0,0	311	49,8	0	0,0	*	Quasi-complete separation of data points detected.				ERROR: The mean parameter is either invalid or at a limit of its range for some observations.			0,00	Algorithm converged.	0,00	NE	0,3159		>999,99	Algorithm converged.	0,00	NE
Cardiac disorders	Angina unstable	Rhine	319	50,5	1	0,3	314	50,2	0	0,0	*	Quasi-complete separation of data points detected.				WARNING: The relative Hessian convergence criterion of 49.519817954 is greater than the limit of 0.0001. The convergence is questionable.			NE	Algorithm converged.	NE	NE	0,3211		NE	Algorithm converged.	NE	NE
Cardiac disorders	Angina unstable	Yosemite	313	49,5	0	0,0	311	49,8	0	0,0	NE		NE	NE	NE	NE	NE	NE	NE	NE	NE	NE	NE		NE	NE	NE	NE
Cardiac disorders	Arrhythmia	Rhine	319	50,5	0	0,0	314	50,2	0	0,0	NE		NE	NE	NE	NE	NE	NE	NE	NE	NE	NE	NE		NE	NE	NE	NE
Cardiac disorders	Arrhythmia	Yosemite	313	49,5	1	0,3	311	49,8	0	0,0	*	Quasi-complete separation of data points detected.				WARNING: Negative of Hessian not positive definite.			NE	Algorithm converged.	NE	NE	0,3189		NE	Algorithm converged.	NE	NE
Cardiac disorders	Atrial fibrillation	Rhine	319	50,5	1	0,3	314	50,2	0	0,0	*	Quasi-complete separation of data points detected.				WARNING: Negative of Hessian not positive definite.			NE	Algorithm converged.	NE	NE	0,3211		NE	Algorithm converged.	NE	NE
Cardiac disorders	Atrial fibrillation	Yosemite	313	49,5	0	0,0	311	49,8	0	0,0	NE		NE	NE	NE	NE	NE	NE	NE	NE	NE	NE	NE		NE	NE	NE	NE
Cardiac disorders	Atrioventricular block complete	Rhine	319	50,5	0	0,0	314	50,2	0	0,0	NE		NE	NE	NE	NE	NE	NE	NE	NE	NE	NE	NE		NE	NE	NE	NE
Cardiac disorders	Atrioventricular block complete	Yosemite	313	49,5	1	0,3	311	49,8	0	0,0	*	Quasi-complete separation of data points detected.				WARNING: The relative Hessian convergence criterion of 49.184907554 is greater than the limit of 0.0001. The convergence is questionable.			NE	Algorithm converged.	NE	NE	0,3189		NE	Algorithm converged.	NE	NE
Cardiac disorders	Cardiac arrest	Rhine	319	50,5	1	0,3	314	50,2	1	0,3	0,98	Convergence criterion (GCONV=1E-8) satisfied.	0,06	15,80	0,000	Algorithm converged.	-0,009	0,009	0,98	Algorithm converged.	0,06	15,67	0,9911	1,0000	1,02	Algorithm converged.	0,06	16,17
Cardiac disorders	Cardiac arrest	Yosemite	313	49,5	0	0,0	311	49,8	0	0,0	NE		NE	NE	NE	NE	NE	NE	NE	NE	NE	NE	NE		NE	NE	NE	NE
Cardiac disorders	Cardiac failure	Rhine	319	50,5	1	0,3	314	50,2	1	0,3	0,98	Convergence criterion (GCONV=1E-8) satisfied.	0,06	15,80	0,000	Algorithm converged.	-0,009	0,009	0,98	Algorithm converged.	0,06	15,67	0,9911	0,7056	1,02	Algorithm converged.	0,06	16,17
Cardiac disorders	Cardiac failure	Yosemite	313	49,5	2	0,6	311	49,8	1	0,3	1,99	Convergence criterion (GCONV=1E-8) satisfied.	0,18	22,10	0,003	Algorithm converged.	-0,008	0,014	1,99	Algorithm converged.	0,18	21,80	0,5468		5,50	Algorithm converged.	0,51	5,50
Cardiac disorders	Cardiac failure congestive	Rhine	319	50,5	1	0,3	314	50,2	1	0,3	0,98	Convergence criterion (GCONV=1E-8) satisfied.	0,06	15,80	0,000	Algorithm converged.	-0,009	0,009	0,98	Algorithm converged.	0,06	15,67	0,9911	0,1359	1,02	Algorithm converged.	0,06	16,17
Cardiac disorders	Cardiac failure congestive	Yosemite	313	49,5	0	0,0	311	49,8	3	1,0	*	Quasi-complete separation of data points detected.				ERROR: The mean parameter is either invalid or at a limit of its range for some observations.			0,00	Algorithm converged.	0,00	NE	0,0828		>999,99	Algorithm converged.	0,00	NE
Cardiac disorders	Cardiovascular disorder	Rhine	319	50,5	0	0,0	314	50,2	0	0,0	NE		NE	NE	NE	NE	NE	NE	NE	NE	NE	NE	NE		NE	NE	NE	NE
Cardiac disorders	Cardiovascular disorder	Yosemite	313	49,5	1	0,3	311	49,8	0	0,0	*	Quasi-complete separation of data points detected.				WARNING: Negative of Hessian not positive definite.			NE	Algorithm converged.	NE	NE	0,3189		NE	Algorithm converged.	NE	NE
Cardiac disorders	Chronic left ventricular failure	Rhine	319	50,5	0	0,0	314	50,2	0	0,0	NE		NE	NE	NE	NE	NE	NE	NE	NE	NE	NE	NE		NE	NE	NE	NE
Cardiac disorders	Chronic left ventricular failure	Yosemite	313	49,5	1	0,3	311	49,8	0	0,0	*	Quasi-complete separation of data points detected.				WARNING: Negative of Hessian not positive definite.			NE	Algorithm converged.	NE	NE	0,3189		NE	Algorithm converged.	NE	NE
Cardiac disorders	Coronary artery disease	Rhine	319	50,5	0	0,0	314	50,2	0	0,0	*	Quasi-complete separation of data points detected.				ERROR: The mean parameter is either invalid or at a limit of its range for some observations.			0,00	Algorithm converged.	0,00	NE	0,3195	0,2059	>999,99	Algorithm converged.	0,00	NE
Cardiac disorders	Coronary artery disease	Yosemite	313	49,5	3	1,0	311	49,8	2	0,6	1,50	Convergence criterion (GCONV=1E-8) satisfied.	0,25	9,01	0,003	Algorithm converged.	-0,011	0,017	1,49	Algorithm converged.	0,25	8,86	0,6589		0,67	Algorithm converged.	0,11	3,99
Cardiac disorders	Ischaemic cardiomyopathy	Rhine	319	50,5	1	0,3	314	50,2	0	0,0	*	Quasi-complete separation of data points detected.				WARNING: The relative Hessian convergence criterion of 46.424823332 is greater than the limit of 0.0001. The convergence is questionable.			NE	Algorithm converged.	NE	NE	0,3211	1,0000	NE	Algorithm converged.	NE	NE
Cardiac disorders	Ischaemic cardiomyopathy	Yosemite	313	49,5	1	0,3	311	49,8	0	0,0	*	Quasi-complete separation of data points detected.				WARNING: Negative of Hessian not positive definite.			NE	Algorithm converged.	NE	NE	0,3189		NE	Algorithm converged.	NE	NE
Cardiac disorders	Myocardial infarction	Rhine	319	50,5	1	0,3	314	50,2	1	0,3	0,98	Convergence criterion (GCONV=1E-8) satisfied.	0,06	15,80	0,000	Algorithm converged.	-0,009	0,009	0,98	Algorithm converged.	0,06	15,67	0,9911	0,8623	1,02	Algorithm converged.	0,06	16,17
Cardiac disorders	Myocardial infarction	Yosemite	313	49,5	3	1,0	311	49,8	4	1,3	0,74	Convergence criterion (GCONV=1E-8) satisfied.	0,16	3,35	-0,001	Algorithm converged.	-0,020	0,013	0,75	Algorithm converged.	0,17	3,30	0,6978		1,34	Algorithm converged.	0,30	5,99
Cardiac disorders	Pericardial effusion	Rhine	319	50,5	0	0,0	314	50,2	0	0,0	NE		NE	NE	NE	NE	NE	NE	NE	NE	NE	NE	NE		NE	NE	NE	NE
Cardiac disorders	Pericardial effusion	Yosemite	313	49,5	0	0,0	311	49,8	1	0,3	*	Quasi-complete separation of data points detected.				ERROR: The mean parameter is either invalid or at a limit of its range for some observations.			0,00	Algorithm converged.	0,00	NE	0,3158		>999,99	Algorithm converged.	0,00	NE
Eye disorders		Rhine	319	50,5	8	2,5	314	50,2	3	1,0	2,67	Convergence criterion (GCONV=1E-8) satisfied.	0,70	10,14	0,012	Algorithm converged.	-0,005	0,036	2,62	Algorithm converged.	0,70	9,80	0,1354	0,1308	0,38	Algorithm converged.	0,11	1,42
Eye disorders		Yosemite	313	49,5	7	2,2	311	49,8	7	2,3	0,97	Convergence criterion (GCONV=1E-8) satisfied.	0,28	2,99	-0,007	Algorithm converged.	-0,031	0,016	0,77	Algorithm converged.	0,29	2,05	0,6037		1,29	Algorithm converged.	0,43	3,43
Eye disorders	Angle closure glaucoma	Rhine	319	50,5	0	0,0	314	50,2	0	0,0	NE		NE	NE	NE	NE	NE	NE	NE	NE	NE	NE	NE		NE	NE	NE	NE
Eye disorders	Angle closure glaucoma	Yosemite	313	49,5	0	0,0	311	49,8	1	0,3	*	Quasi-complete separation of data points detected.				ERROR: The mean parameter is either invalid or at a limit of its range for some observations.			0,00	Algorithm converged.	0,00	NE	0,3158		>999,99	Algorithm converged.	0,00	NE
Eye disorders	Cataract	Rhine	319	50,5	1	0,3	314	50,2	0	0,0	*	Quasi-complete separation of data points detected.				WARNING: The relative Hessian convergence criterion of 46.424823332 is greater than the limit of 0.0001. The convergence is questionable.			NE	Algorithm converged.	NE	NE	0,3211	0,0361	NE	Algorithm converged.	NE	NE
Eye disorders	Cataract	Yosemite	313	49,5	0	0,0	311	49,8	3	1,0	*	Quasi-complete separation of data points detected.				ERROR: The mean parameter is either invalid or at a limit of its range for some observations.			0,00	Algorithm converged.	0,00	NE	0,0818		>999,99	Algorithm converged.	0,00	NE
Eye disorders	Diabetic eye disease	Rhine	319	50,5	1	0,3	314	50,2	0	0,0	*	Quasi-complete separation of data points detected.				WARNING: The relative Hessian convergence criterion of 49.519817954 is greater than the limit of 0.0001. The convergence is questionable.			NE	Algorithm converged.	NE	NE	0,3211		NE	Algorithm converged.	NE	NE
Eye disorders	Diabetic eye disease	Yosemite	313	49,5	0	0,0	311	49,8	0	0,0	NE		NE	NE	NE	NE	NE	NE	NE	NE	NE	NE	NE		NE	NE	NE	NE
Eye disorders	Diabetic retinal oedema	Rhine	319	50,5	1	0,3	314	50,2	0	0,0	*	Quasi-complete separation of data points detected.				WARNING: Negative of Hessian not positive definite.			NE	Algorithm converged.	NE	NE	0,3211	1,0000	NE	Algorithm converged.	NE	NE
Eye disorders	Diabetic retinal oedema	Yosemite	313	49,5	1	0,3	311	49,8	0	0,0	*	Quasi-complete separation of data points detected.				WARNING: The relative Hessian convergence criterion of 46.110935207 is greater than the limit of 0.0001. The convergence is questionable.			NE	Algorithm converged.	NE	NE	0,3189		NE	Algorithm converged.	NE	NE
Eye disorders	Eye haemorrhage	Rhine	319	50,5	1	0,3	314	50,2	0	0,0	*	Quasi-complete separation of data points detected.				WARNING: Negative of Hessian not positive definite.			NE	Algorithm converged.	NE	NE	0,3211		NE	Algorithm converged.	NE	NE
Eye disorders	Eye haemorrhage	Yosemite	313	49,5	0	0,0	311	49,8	0	0,0	NE		NE	NE	NE	NE	NE	NE	NE	NE	NE	NE	NE		NE	NE	NE	NE
Eye disorders	Eye pain	Rhine	319	50,5	0	0,0	314	50,2	0	0,0	NE		NE	NE	NE	NE	NE	NE	NE	NE	NE	NE	NE		NE	NE	NE	NE
Eye disorders	Eye pain	Yosemite	313	49,5	0	0,0	311	49,8	1	0,3	*	Quasi-complete separation of data points detected.				ERROR: The mean parameter is either invalid or at a limit of its range for some observations.			0,00	Algorithm converged.	0,00	NE	0,3158		>999,99	Algorithm converged.	0,00	NE
Eye disorders	Glaucoma	Rhine	319	50,5	0	0,0	314	50,2	0	0,0	*	Quasi-complete separation of data points detected.				ERROR: The mean parameter is either invalid or at a limit of its range for some observations.			0,00	Algorithm converged.	0,00	NE	0,3159		>999,99	Algorithm converged.	0,00	NE
Eye disorders	Glaucoma	Yosemite	313	49,5	0	0,0	311	49,8	1	0,3	*	Quasi-complete separation of data points detected.				ERROR: The mean parameter is either invalid or at a limit of its range for some observations.			0,00	Algorithm converged.	0,00	NE	0,3158		>999,99	Algorithm converged.	0,00	NE
Eye disorders	Lacrimation increased	Rhine	319	50,5	0	0,0	314	50,2	0	0,0	NE		NE	NE	NE	NE	NE	NE	NE	NE	NE	NE	NE		NE	NE	NE	NE
Eye disorders	Lacrimation increased	Yosemite	313	49,5	0	0,0	311	49,8	1	0,3	*	Quasi-complete separation of data points detected.				ERROR: The mean parameter is either invalid or at a limit of its range for some observations.			0,00	Algorithm converged.	0,00	NE	0,3159		>999,99	Algorithm converged.	0,00	NE
Eye disorders	Macular fibrosis	Rhine	319	50,5	0	0,0	314	50,2	0	0,0	NE		NE	NE	NE	NE	NE	NE	NE	NE	NE	NE	NE		NE	NE	NE	NE
Eye disorders	Macular fibrosis	Yosemite	313	49,5	0	0,0	311	49,8	1	0,3	*	Quasi-complete separation of data points detected.				ERROR: The mean parameter is either invalid or at a limit of its range for some observations.			0,00	Algorithm converged.	0,00	NE	0,3159		>999,99	Algorithm converged.	0,00	NE
Eye disorders	Macular oedema	Rhine	319	50,5	0	0,0	314	50,2	0	0,0	NE		NE	NE	NE	NE	NE	NE	NE	NE	NE	NE	NE		NE	NE	NE	NE
Eye disorders	Macular oedema	Yosemite	313	49,5	1	0,3	311	49,8	0	0,0	*	Quasi-complete separation of data points detected.				WARNING: Negative of Hessian not positive definite.			NE	Algorithm converged.	NE	NE	0,3189		NE	Algorithm converged.	NE	NE
Eye disorders	Open angle glaucoma	Rhine	319	50,5	1	0,3	314	50,2	0	0,0	*	Quasi-complete separation of data points detected.				WARNING: Negative of Hessian not positive definite.			NE	Algorithm converged.	NE	NE	0,3211	0,0963	NE	Algorithm converged.	NE	NE
Eye disorders	Open angle glaucoma	Yosemite	313	49,5	0	0,0	311	49,8	1	0,3	*	Quasi-complete separation of data points detected.				ERROR: The mean parameter is either invalid or at a limit of its range for some observations.			0,00	Algorithm converged.	0,00	NE	0,3158		>999,99	Algorithm converged.	0,00	NE
Eye disorders	Punctate keratitis	Rhine	319	50,5	1	0,3	314	50,2	0	0,0	*	Quasi-complete separation of data points detected.				WARNING: Negative of Hessian not positive definite.			NE	Algorithm converged.	NE	NE	0,3211		NE	Algorithm converged.	NE	NE
Eye disorders	Punctate keratitis	Yosemite	313	49,5	0	0,0	311	49,8	0	0,0	NE		NE	NE	NE	NE	NE	NE	NE	NE	NE	NE	NE		NE	NE	NE	NE
Eye disorders	Retinal artery occlusion	Rhine	319	50,5	0	0,0	314	50,2	0	0,0	*	Quasi-complete separation of data points detected.				ERROR: The mean parameter is either invalid or at a limit of its range for some observations.			0,00	Algorithm converged.	0,00	NE	0,3135	1,0000	>999,99	Algorithm converged.	0,00	NE
Eye disorders	Retinal artery occlusion	Yosemite	313	49,5	0	0,0	311	49,8	0	0,0	*	Quasi-complete separation of data points detected.				ERROR: The mean parameter is either invalid or at a limit of its range for some observations.			0,00	Algorithm converged.	0,00	NE	0,3158		>999,99	Algorithm converged.	0,00	NE
Eye disorders	Retinal neovascularisation	Rhine	319	50,5	0	0,0	314	50,2	0	0,0	NE		NE	NE	NE	NE	NE	NE	NE	NE	NE	NE	NE		NE	NE	NE	NE
Eye disorders	Retinal neovascularisation	Yosemite	313	49,5	0	0,0	311	49,8	1	0,3	*	Quasi-complete separation of data points detected.				ERROR: The mean parameter is either invalid or at a limit of its range for some observations.			0,00	Algorithm converged.	0,00	NE	0,3158		>999,99	Algorithm converged.	0,00	NE
Eye disorders	Retinal vein occlusion	Rhine	319	50,5	1	0,3	314	50,2	0	0,0	*	Quasi-complete separation of data points detected.				WARNING: The relative Hessian convergence criterion of 49.519817954 is greater than the limit of 0.0001. The convergence is questionable.			NE	Algorithm converged.	NE	NE	0,3211		NE	Algorithm converged.	NE	NE
Eye disorders	Retinal vein occlusion	Yosemite	313	49,5	0	0,0	311	49,8	0	0,0	NE		NE	NE	NE	NE	NE	NE	NE	NE	NE	NE	NE		NE	NE	NE	NE
Eye disorders	Uveitis glaucoma	Rhine	319	50,5	0	0,0	314	50,2	0	0,0	NE		NE	NE	NE	NE	NE	NE	NE	NE	NE	NE	NE		NE	NE	NE	NE
Eye disorders	Uveitis glaucoma	Yosemite	313	49,5	1	0,3	311	49,8	0	0,0	*	Quasi-complete separation of data points detected.				WARNING: Negative of Hessian not positive definite.			NE	Algorithm converged.	NE	NE	0,3189		NE	Algorithm converged.	NE	NE
Eye disorders	Uveitis	Rhine	319	50,5	0	0,0	314	50,2	0	0,0	NE		NE	NE	NE	NE	NE	NE	NE	NE	NE	NE	NE		NE	NE	NE	NE
Eye disorders	Uveitis	Yosemite	313	49,5	3	1,0	311	49,8	0	0,0	*	Quasi-complete separation of data points detected.				WARNING: Negative of Hessian not positive definite.			NE	Algorithm converged.	NE	NE	0,0838		NE	Algorithm converged.	NE	NE
Eye disorders	Visual acuity reduced	Rhine	319	50,5	1	0,3	314	50,2	0	0,0	*	Quasi-complete separation of data points detected.				WARNING: The relative Hessian convergence criterion of 46.424823332 is greater than the limit of 0.0001. The convergence is questionable.			NE	Algorithm converged.	NE	NE	0,3211		NE	Algorithm converged.	NE	NE
Eye disorders	Visual acuity reduced	Yosemite	313	49,5	0	0,0	311	49,8	0	0,0	NE		NE	NE	NE	NE	NE	NE	NE	NE	NE	NE	NE		NE	NE	NE	NE
Eye disorders	Vitreous haemorrhage	Rhine	319	50,5	0	0,0	314	50,2	0	0,0	NE		NE	NE	NE	NE	NE	NE	NE	NE	NE	NE	1,0000		NE	NE	NE	NE
Eye disorders	Vitreous haemorrhage	Yosemite	313	49,5	1	0,3	311	49,8	1	0,3	0,98	Convergence criterion (GCONV=1E-8) satisfied.	0,06	15,96	0,000	Algorithm converged.	-0,009	0,009	0,99	Algorithm converged.	0,06	15,81	0,9964		1,01	Algorithm converged.	0,06	16,02
Gastrointestinal disorders		Rhine	319	50,5	1	0,3	314	50,2	1	0,3	0,98	Convergence criterion (GCONV=1E-8) satisfied.	0,06	15,80	0,000	Algorithm converged.	-0,009	0,009	0,98	Algorithm converged.	0,06	15,67	0,9911	0,5405	1,02	Algorithm converged.	0,06	16,17
Gastrointestinal disorders		Yosemite	313	49,5	3	1,0	311	49,8	1	0,3	3,02	Convergence criterion (GCONV=1E-8) satisfied.	0,31	28,90	0,006	Algorithm converged.	-0,006	0,019	2,98	Algorithm converged.	0,31	28,50	0,3183		0,34	Algorithm converged.	0,04	3,21
Gastrointestinal disorders	Colitis	Rhine	319	50,5	0	0,0	314	50,2	0	0,0	NE		NE	NE	NE	NE	NE	NE	NE	NE	NE	NE	NE		NE	NE	NE	NE
Gastrointestinal disorders	Colitis	Yosemite	313	49,5	1	0,3	311	49,8	0	0,0	*	Quasi-complete separation of data points detected.				ERROR: The mean parameter is either invalid or at a limit of its range for some observations.			0,00	Algorithm converged.	0,00	NE	0,3159	0,0351	>999,99	Algorithm converged.	0,00	NE
Gastrointestinal disorders	Diabetic gastroparesis	Rhine	319	50,5	0	0,0	314	50,2	0	0,0	NE		NE	NE	NE	NE	NE	NE	NE	NE	NE	NE	NE		NE	NE	NE	NE
Gastrointestinal disorders	Diabetic gastroparesis	Yosemite	313	49,5	1	0,3	311	49,8	0	0,0	*	Quasi-complete separation of data points detected.				WARNING: Negative of Hessian not positive definite.			NE	Algorithm converged.	NE	NE	0,3189		NE	Algorithm converged.	NE	NE
Gastrointestinal disorders	Gastrointestinal haemorrhage	Rhine	319	50,5	1	0,3	314	50,2	0	0,0	*	Quasi-complete separation of data points detected.				WARNING: The relative Hessian convergence criterion of 46.424823332 is greater than the limit of 0.0001. The convergence is questionable.			NE	Algorithm converged.	NE	NE	0,3211	1,0000	NE	Algorithm converged.	NE	NE
Gastrointestinal disorders	Gastrointestinal haemorrhage	Yosemite	313	49,5	1	0,3	311	49,8	0	0,0	*	Quasi-complete separation of data points detected.				WARNING: Negative of Hessian not positive definite.			NE	Algorithm converged.	NE	NE	0,3189		NE	Algorithm converged.	NE	NE
Gastrointestinal disorders	Haemorrhoids thrombosed	Rhine	319	50,5	0	0,0	314	50,2	0	0,0	NE		NE	NE	NE	NE	NE	NE	NE	NE	NE	NE	NE		NE	NE	NE	NE
Gastrointestinal disorders	Haemorrhoids thrombosed	Yosemite	313	49,5	1	0,3	311	49,8	0	0,0	*	Quasi-complete separation of data points detected.				WARNING: Negative of Hessian not positive definite.			NE	Algorithm converged.	NE	NE	0,3189		NE	Algorithm converged.	NE	NE
Gastrointestinal disorders	Intestinal pseudo-obstruction	Rhine	319	50,5	0	0,0	314	50,2	0	0,0	NE		NE	NE	NE	NE	NE	NE	NE	NE	NE	NE	NE		NE	NE	NE	NE
Gastrointestinal disorders	Intestinal pseudo-obstruction	Yosemite	313	49,5	0	0,0	311	49,8	1	0,3	*	Quasi-complete separation of data points detected.				ERROR: The mean parameter is either invalid or at a limit of its range for some observations.			0,00	Algorithm converged.	0,00	NE	0,3158		>999,99	Algorithm converged.	0,00	NE
General disorders and administration site conditions		Rhine	319	50,5	1	0,3	314	50,2	0	0,0	*	Quasi-complete separation of data points detected.				WARNING: The relative Hessian convergence criterion of 46.424823332 is greater than the limit of 0.0001. The convergence is questionable.			NE	Algorithm converged.	NE	NE	0,3211	0,5642	NE	Algorithm converged.	NE	NE
General disorders and administration site conditions		Yosemite	313	49,5	5	1,6	311	49,8	1	0,3	5,03	Convergence criterion (GCONV=1E-8) satisfied.	0,58	43,32	0,013	Algorithm converged.	-0,002	0,028	4,97	Algorithm converged.	0,58	42,28	0,1927		5,20	Algorithm converged.	0,52	1,71
General disorders and administration site conditions	Death	Rhine	319	50,5	0	0,0	314	50,2	0	0,0	NE		NE	NE	NE	NE	NE	NE	NE	NE	NE	NE	NE		NE	NE	NE	NE
General disorders and administration site conditions	Death	Yosemite	313	49,5	3	1,0	311	49,8	0	0,0	*	Quasi-complete separation of data points detected.				WARNING: Negative of Hessian not positive definite.			NE	Algorithm converged.	NE	NE	0,0838		NE	Algorithm converged.	NE	NE
General disorders and administration site conditions	Injection site injury	Rhine	319	50,5	0	0,0	314	50,2	0	0,0	NE		NE	NE	NE	NE	NE	NE	NE	NE	NE	NE	NE		NE	NE	NE	NE

General disorders and administration site conditions	Injection site injury	Yosemite	313	49,5	1	0,3	311	49,8	0	0,0		*	Quasi-complete separation of data points detected.				*	WARNING: Negative of Hessian not positive definite.			NE		Algorithm converged.	NE	NE	0,3189		NE		Algorithm converged.	NE	NE
General disorders and administration site conditions	Localised oedema	Rhine	319	50,5	0	0,0	314	50,2	0	0,0	NE			NE	NE	NE		NE	NE	NE	NE		NE	NE	NE	NE	NE	NE		NE	NE	NE
General disorders and administration site conditions	Localised oedema	Yosemite	313	49,5	1	0,3	311	49,8	0	0,0		*	Quasi-complete separation of data points detected.				*	WARNING: Negative of Hessian not positive definite.			NE		Algorithm converged.	NE	NE	0,3189		NE		Algorithm converged.	NE	NE
General disorders and administration site conditions	Multiple organ dysfunction syndrome	Rhine	319	50,5	1	0,3	314	50,2	0	0,0		*	Quasi-complete separation of data points detected.				*	WARNING: The relative Hessian convergence criterion of 46.424829332 is greater than the limit of 0.0001. The convergence is questionable.			NE		Algorithm converged.	NE	NE	0,3211	NE	NE		Algorithm converged.	NE	NE
General disorders and administration site conditions	Multiple organ dysfunction syndrome	Yosemite	313	49,5	0	0,0	311	49,8	0	0,0	NE			NE	NE	NE		NE	NE	NE	NE		NE	NE	NE	NE		NE		NE	NE	NE
General disorders and administration site conditions	Physical deconditioning	Rhine	319	50,5	0	0,0	314	50,2	0	0,0	NE			NE	NE	NE		NE	NE	NE	NE		NE	NE	NE	NE	NE	NE		NE	NE	NE
General disorders and administration site conditions	Physical deconditioning	Yosemite	313	49,5	0	0,0	311	49,8	1	0,3		*	Quasi-complete separation of data points detected.				*	ERROR: The mean parameter is either invalid or at a limit of its range for some observations.			0,00		Algorithm converged.	0,00	NE	0,3158		>999.99		Algorithm converged.	0,00	NE
General disorders and administration site conditions	Pyrexia	Rhine	319	50,5	0	0,0	314	50,2	0	0,0	NE			NE	NE	NE		NE	NE	NE	NE		NE	NE	NE	NE	NE	NE		NE	NE	NE
General disorders and administration site conditions	Pyrexia	Yosemite	313	49,5	1	0,3	311	49,8	0	0,0		*	Quasi-complete separation of data points detected.				*	WARNING: The relative Hessian convergence criterion of 49.184997554 is greater than the limit of 0.0001. The convergence is questionable.			NE		Algorithm converged.	NE	NE	0,3189		NE		Algorithm converged.	NE	NE
Hepatobiliary disorders		Rhine	319	50,5	0	0,0	314	50,2	2	0,6		*	Quasi-complete separation of data points detected.				*	ERROR: The mean parameter is either invalid or at a limit of its range for some observations.			0,00		Algorithm converged.	0,00	NE	0,1537	0,0497	>999.99		Algorithm converged.	0,00	NE
Hepatobiliary disorders		Yosemite	313	49,5	3	1,0	311	49,8	1	0,3	3,00		Convergence criterion (GCONV=1E-8) satisfied.	0,31	28,99	0,006		Algorithm converged.	-0,006	0,019	2,98		Algorithm converged.	0,31	28,50	0,3193		0,34		Algorithm converged.	0,04	3,21
Hepatobiliary disorders	Bile duct stenosis	Rhine	319	50,5	0	0,0	314	50,2	1	0,3		*	Quasi-complete separation of data points detected.				*	ERROR: The mean parameter is either invalid or at a limit of its range for some observations.			0,00		Algorithm converged.	0,00	NE	0,3135	NE	>999.99		Algorithm converged.	0,00	NE
Hepatobiliary disorders	Bile duct stenosis	Yosemite	313	49,5	0	0,0	311	49,8	0	0,0	NE			NE	NE	NE		NE	NE	NE	NE		NE	NE	NE	NE		NE		NE	NE	NE
Hepatobiliary disorders	Cholecystitis	Rhine	319	50,5	0	0,0	314	50,2	1	0,3		*	Quasi-complete separation of data points detected.				*	ERROR: The mean parameter is either invalid or at a limit of its range for some observations.			0,00		Algorithm converged.	0,00	NE	0,3135	NE	>999.99		Algorithm converged.	0,00	NE
Hepatobiliary disorders	Cholecystitis	Yosemite	313	49,5	0	0,0	311	49,8	0	0,0	NE			NE	NE	NE		NE	NE	NE	NE		NE	NE	NE	NE		NE		NE	NE	NE
Hepatobiliary disorders	Cholecystitis acute	Rhine	319	50,5	0	0,0	314	50,2	0	0,0	NE			NE	NE	NE		NE	NE	NE	NE		NE	NE	NE	NE	NE	NE		NE	NE	NE
Hepatobiliary disorders	Cholecystitis acute	Yosemite	313	49,5	1	0,3	311	49,8	0	0,0		*	Quasi-complete separation of data points detected.				*	WARNING: Negative of Hessian not positive definite.			NE		Algorithm converged.	NE	NE	0,3189		NE		Algorithm converged.	NE	NE
Hepatobiliary disorders	Hepatic cirrhosis	Rhine	319	50,5	0	0,0	314	50,2	0	0,0	NE			NE	NE	NE		NE	NE	NE	NE		NE	NE	NE	NE	1,0000	NE		NE	NE	NE
Hepatobiliary disorders	Hepatic cirrhosis	Yosemite	313	49,5	1	0,3	311	49,8	1	0,3	0,99		Convergence criterion (GCONV=1E-8) satisfied.	0,06	15,96	0,000		Algorithm converged.	-0,009	0,009	0,99		Algorithm converged.	0,06	15,81	0,9964		1,01		Algorithm converged.	0,06	16,02
Hepatobiliary disorders	Non-alcoholic steatohepatitis	Rhine	319	50,5	0	0,0	314	50,2	0	0,0	NE			NE	NE	NE		NE	NE	NE	NE		NE	NE	NE	NE	NE	NE		NE	NE	NE
Hepatobiliary disorders	Non-alcoholic steatohepatitis	Yosemite	313	49,5	1	0,3	311	49,8	0	0,0		*	Quasi-complete separation of data points detected.				*	WARNING: Negative of Hessian not positive definite.			NE		Algorithm converged.	NE	NE	0,3189		NE		Algorithm converged.	NE	NE
Infections and infestations		Rhine	319	50,5	4	1,3	314	50,2	16	5,1	0,24		Convergence criterion (GCONV=1E-8) satisfied.	0,08	0,72	-0,038		Algorithm converged.	-0,066	-0,011	0,25		Algorithm converged.	0,08	0,73	0,0058	0,0291	4,06		Algorithm converged.	1,37	12,02
Infections and infestations		Yosemite	313	49,5	13	4,2	311	49,8	13	4,2	0,99		Convergence criterion (GCONV=1E-8) satisfied.	0,45	2,18	0,000		Algorithm converged.	-0,032	0,031	0,99		Algorithm converged.	0,47	2,11	0,9867		1,01		Algorithm converged.	0,47	2,14
Infections and infestations	Arthritis bacterial	Rhine	319	50,5	0	0,0	314	50,2	1	0,3		*	Quasi-complete separation of data points detected.				*	ERROR: The mean parameter is either invalid or at a limit of its range for some observations.			0,00		Algorithm converged.	0,00	NE	0,3135	NE	>999.99		Algorithm converged.	0,00	NE
Infections and infestations	Arthritis bacterial	Yosemite	313	49,5	0	0,0	311	49,8	0	0,0	NE			NE	NE	NE		NE	NE	NE	NE		NE	NE	NE	NE		NE		NE	NE	NE
Infections and infestations	COVID-19	Rhine	319	50,5	0	0,0	314	50,2	0	0,0	NE			NE	NE	NE		NE	NE	NE	NE		NE	NE	NE	NE	NE	NE		NE	NE	NE
Infections and infestations	COVID-19	Yosemite	313	49,5	3	1,0	311	49,8	0	0,0		*	Quasi-complete separation of data points detected.				*	WARNING: Negative of Hessian not positive definite.			NE		Algorithm converged.	NE	NE	0,0838		NE		Algorithm converged.	NE	NE
Infections and infestations	Cellulitis	Rhine	319	50,5	0	0,0	314	50,2	3	1,0		*	Quasi-complete separation of data points detected.				*	ERROR: The mean parameter is either invalid or at a limit of its range for some observations.			0,00		Algorithm converged.	0,00	NE	0,0804	0,0910	>999.99		Algorithm converged.	0,00	NE
Infections and infestations	Cellulitis	Yosemite	313	49,5	2	0,6	311	49,8	2	0,6	0,99		Convergence criterion (GCONV=1E-8) satisfied.	0,14	7,10	0,000		Algorithm converged.	-0,013	0,012	0,99		Algorithm converged.	0,14	7,01	0,9949		1,01		Algorithm converged.	0,14	7,10
Infections and infestations	Cholecystitis infective	Rhine	319	50,5	0	0,0	314	50,2	0	0,0	NE			NE	NE	NE		NE	NE	NE	NE		NE	NE	NE	NE	NE	NE		NE	NE	NE
Infections and infestations	Cholecystitis infective	Yosemite	313	49,5	1	0,3	311	49,8	0	0,0		*	Quasi-complete separation of data points detected.				*	WARNING: The relative Hessian convergence criterion of 46.110935207 is greater than the limit of 0.0001. The convergence is questionable.			NE		Algorithm converged.	NE	NE	0,3189		NE		Algorithm converged.	NE	NE
Infections and infestations	Clostridium difficile colitis	Rhine	319	50,5	0	0,0	314	50,2	0	0,0	NE			NE	NE	NE		NE	NE	NE	NE		NE	NE	NE	NE	NE	NE		NE	NE	NE
Infections and infestations	Clostridium difficile colitis	Yosemite	313	49,5	0	0,0	311	49,8	1	0,3		*	Quasi-complete separation of data points detected.				*	ERROR: The mean parameter is either invalid or at a limit of its range for some observations.			0,00		Algorithm converged.	0,00	NE	0,3158		>999.99		Algorithm converged.	0,00	NE
Infections and infestations	Conjunctivitis	Rhine	319	50,5	0	0,0	314	50,2	0	0,0	NE			NE	NE	NE		NE	NE	NE	NE		NE	NE	NE	NE	NE	NE		NE	NE	NE
Infections and infestations	Conjunctivitis	Yosemite	313	49,5	0	0,0	311	49,8	1	0,3		*	Quasi-complete separation of data points detected.				*	ERROR: The mean parameter is either invalid or at a limit of its range for some observations.			0,00		Algorithm converged.	0,00	NE	0,3158		>999.99		Algorithm converged.	0,00	NE
Infections and infestations	Coronavirus infection	Rhine	319	50,5	0	0,0	314	50,2	1	0,3		*	Quasi-complete separation of data points detected.				*	ERROR: The mean parameter is either invalid or at a limit of its range for some observations.			0,00		Algorithm converged.	0,00	NE	0,3135	NE	>999.99		Algorithm converged.	0,00	NE
Infections and infestations	Coronavirus infection	Yosemite	313	49,5	0	0,0	311	49,8	0	0,0	NE			NE	NE	NE		NE	NE	NE	NE		NE	NE	NE	NE		NE		NE	NE	NE
Infections and infestations	Diabetic foot infection	Rhine	319	50,5	0	0,0	314	50,2	0	0,0	NE			NE	NE	NE		NE	NE	NE	NE		NE	NE	NE	NE	NE	NE		NE	NE	NE
Infections and infestations	Diabetic foot infection	Yosemite	313	49,5	1	0,3	311	49,8	0	0,0		*	Quasi-complete separation of data points detected.				*	WARNING: Negative of Hessian not positive definite.			NE		Algorithm converged.	NE	NE	0,3189		NE		Algorithm converged.	NE	NE
Infections and infestations	Diabetic gangrene	Rhine	319	50,5	0	0,0	314	50,2	1	0,3		*	Quasi-complete separation of data points detected.				*	ERROR: The mean parameter is either invalid or at a limit of its range for some observations.			0,00		Algorithm converged.	0,00	NE	0,3135	0,0951	>999.99		Algorithm converged.	0,00	NE
Infections and infestations	Diabetic gangrene	Yosemite	313	49,5	1	0,3	311	49,8	0	0,0		*	Quasi-complete separation of data points detected.				*	WARNING: Negative of Hessian not positive definite.			NE		Algorithm converged.	NE	NE	0,3189		NE		Algorithm converged.	NE	NE
Infections and infestations	Diverticulitis	Rhine	319	50,5	0	0,0	314	50,2	1	0,3		*	Quasi-complete separation of data points detected.				*	ERROR: The mean parameter is either invalid or at a limit of its range for some observations.			0,00		Algorithm converged.	0,00	NE	0,3135	NE	>999.99		Algorithm converged.	0,00	NE
Infections and infestations	Diverticulitis	Yosemite	313	49,5	0	0,0	311	49,8	0	0,0	NE			NE	NE	NE		NE	NE	NE	NE		NE	NE	NE	NE		NE		NE	NE	NE
Infections and infestations	Endophthalmitis	Rhine	319	50,5	0	0,0	314	50,2	1	0,3		*	Quasi-complete separation of data points detected.				*	ERROR: The mean parameter is either invalid or at a limit of its range for some observations.			0,00		Algorithm converged.	0,00	NE	0,3135	0,0501	>999.99		Algorithm converged.	0,00	NE
Infections and infestations	Endophthalmitis	Yosemite	313	49,5	2	0,6	311	49,8	0	0,0		*	Quasi-complete separation of data points detected.				*	WARNING: Negative of Hessian not positive definite.			NE		Algorithm converged.	NE	NE	0,1583		NE		Algorithm converged.	NE	NE
Infections and infestations	Erysipelas	Rhine	319	50,5	0	0,0	314	50,2	0	0,0	NE			NE	NE	NE		NE	NE	NE	NE		NE	NE	NE	NE	NE	NE		NE	NE	NE
Infections and infestations	Erysipelas	Yosemite	313	49,5	1	0,3	311	49,8	0	0,0		*	Quasi-complete separation of data points detected.				*	WARNING: Negative of Hessian not positive definite.			NE		Algorithm converged.	NE	NE	0,3189		NE		Algorithm converged.	NE	NE
Infections and infestations	Escherichia sepsis	Rhine	319	50,5	0	0,0	314	50,2	1	0,3		*	Quasi-complete separation of data points detected.				*	ERROR: The mean parameter is either invalid or at a limit of its range for some observations.			0,00		Algorithm converged.	0,00	NE	0,3135	NE	>999.99		Algorithm converged.	0,00	NE
Infections and infestations	Escherichia sepsis	Yosemite	313	49,5	0	0,0	311	49,8	0	0,0	NE			NE	NE	NE		NE	NE	NE	NE		NE	NE	NE	NE		NE		NE	NE	NE
Infections and infestations	Gallbladder empyema	Rhine	319	50,5	0	0,0	314	50,2	1	0,3		*	Quasi-complete separation of data points detected.				*	ERROR: The mean parameter is either invalid or at a limit of its range for some observations.			0,00		Algorithm converged.	0,00	NE	0,3135	NE	>999.99		Algorithm converged.	0,00	NE
Infections and infestations	Gallbladder empyema	Yosemite	313	49,5	0	0,0	311	49,8	0	0,0	NE			NE	NE	NE		NE	NE	NE	NE		NE	NE	NE	NE		NE		NE	NE	NE
Infections and infestations	Gangrene	Rhine	319	50,5	1	0,3	314	50,2	0	0,0		*	Quasi-complete separation of data points detected.				*	WARNING: The relative Hessian convergence criterion of 46.424829332 is greater than the limit of 0.0001. The convergence is questionable.			NE		Algorithm converged.	NE	NE	0,3211	NE	NE		Algorithm converged.	NE	NE
Infections and infestations	Gangrene	Yosemite	313	49,5	0	0,0	311	49,8	0	0,0	NE			NE	NE	NE		NE	NE	NE	NE		NE	NE	NE	NE		NE		NE	NE	NE
Infections and infestations	Gastroenteritis	Rhine	319	50,5	0	0,0	314	50,2	1	0,3		*	Quasi-complete separation of data points detected.				*	ERROR: The mean parameter is either invalid or at a limit of its range for some observations.			0,00		Algorithm converged.	0,00	NE	0,3135	NE	>999.99		Algorithm converged.	0,00	NE
Infections and infestations	Gastroenteritis	Yosemite	313	49,5	0	0,0	311	49,8	0	0,0	NE			NE	NE	NE		NE	NE	NE	NE		NE	NE	NE	NE		NE		NE	NE	NE
Infections and infestations	Infective thrombosis	Rhine	319	50,5	0	0,0	314	50,2	1	0,3		*	Quasi-complete separation of data points detected.				*	ERROR: The mean parameter is either invalid or at a limit of its range for some observations.			0,00		Algorithm converged.	0,00	NE	0,3135	NE	>999.99		Algorithm converged.	0,00	NE
Infections and infestations	Infective thrombosis	Yosemite	313	49,5	0	0,0	311	49,8	0	0,0	NE			NE	NE	NE		NE	NE	NE	NE		NE	NE	NE	NE		NE		NE	NE	NE
Infections and infestations	Influenza	Rhine	319	50,5	0	0,0	314	50,2	1	0,3		*	Quasi-complete separation of data points detected.				*	ERROR: The mean parameter is either invalid or at a limit of its range for some observations.			0,00		Algorithm converged.	0,00	NE	0,3135	NE	>999.99		Algorithm converged.	0,00	NE
Infections and infestations	Influenza	Yosemite	313	49,5	0	0,0	311	49,8	0	0,0	NE			NE	NE	NE		NE	NE	NE	NE		NE	NE	NE	NE		NE		NE	NE	NE
Infections and infestations	Intervertebral discitis	Rhine	319	50,5	0	0,0	314	50,2	0	0,0	NE			NE	NE	NE		NE	NE	NE	NE		NE	NE	NE	NE	NE	NE		NE	NE	NE
Infections and infestations	Intervertebral discitis	Yosemite	313	49,5	0	0,0	311	49,8	1	0,3		*	Quasi-complete separation of data points detected.				*	ERROR: The mean parameter is either invalid or at a limit of its range for some observations.			0,00		Algorithm converged.	0,00	NE	0,3158		>999.99		Algorithm converged.	0,00	NE
Infections and infestations	Keratitis viral	Rhine	319	50,5	0	0,0	314	50,2	0	0,0	NE			NE	NE	NE		NE	NE	NE	NE		NE	NE	NE	NE	NE	NE		NE	NE	NE
Infections and infestations	Keratitis viral	Yosemite	313	49,5	1	0,3	311	49,8	0	0,0		*	Quasi-complete separation of data points detected.				*	WARNING: Negative of Hessian not positive definite.			NE		Algorithm converged.	NE	NE	0,3189		NE		Algorithm converged.	NE	NE
Infections and infestations	Localised infection	Rhine	319	50,5	0	0,0	314	50,2	1	0,3		*	Quasi-complete separation of data points detected.				*	ERROR: The mean parameter is either invalid or at a limit of its range for some observations.			0,00		Algorithm converged.	0,00	NE	0,3135	0,0951	>999.99		Algorithm converged.	0,00	NE
Infections and infestations	Localised infection	Yosemite	313	49,5	1	0,3	311	49,8	0	0,0		*	Quasi-complete separation of data points detected.				*	WARNING: Negative of Hessian not positive definite.			NE		Algorithm converged.	NE	NE	0,3189		NE		Algorithm converged.	NE	NE
Infections and infestations	Lung abscess	Rhine	319	50,5	0	0,0	314	50,2	1	0,3		*	Quasi-complete separation of data points detected.				*	ERROR: The mean parameter is either invalid or at a limit of its range for some observations.			0,00		Algorithm converged.	0,00	NE	0,3135	NE	>999.99		Algorithm converged.	0,00	NE
Infections and infestations	Lung abscess	Yosemite	313	49,5	0	0,0	311	49,8	0	0,0	NE			NE	NE	NE		NE	NE	NE	NE		NE	NE	NE	NE		NE		NE	NE	NE
Infections and infestations	Osteomyelitis	Rhine	319	50,5	1	0,3	314	50,2	1	0,3	0,98		Convergence criterion (GCONV=1E-8) satisfied.	0,06	15,80	0,000		Algorithm converged.	-0,009	0,009	0,98		Algorithm converged.	0,06	15,67	0,9911	0,4411	1,02		Algorithm converged.	0,06	16,17
Infections and infestations	Osteomyelitis	Yosemite	313	49,5	1	0,3	311	49,8	4	1,3	0,25		Convergence criterion (GCONV=1E-8) satisfied.	0,03	2,21	-0,010		Algorithm converged.	-0,024	0,004	0,25		Algorithm converged.	0,03	2,21	0,1760		4,03		Algorithm converged.	0,45	35,82
Infections and infestations	Pneumonia	Rhine	319	50,5	1	0,3	314	50,2	1	0,3	0,98		Convergence criterion (GCONV=1E-8) satisfied.	0,06	15,80	0,000		Algorithm converged.	-0,009	0,009	0,98		Algorithm converged.	0,06	15,67	0,9911	0,4411	1,02		Algorithm converged.	0,06	16,17
Infections and infestations	Pneumonia	Yosemite	313	49,5	1	0,3	311	49,8	4	1,3	0,25		Convergence criterion (GCONV=1E-8) satisfied.	0,03	2,21	-0,010		Algorithm converged.	-0,024	0,004	0,25		Algorithm converged.	0,03	2,21	0,1760		4,03		Algorithm converged.	0,45	35,82
Infections and infestations	Pneumonia bacterial	Rhine	319	50,5	0	0,0	314	50,2	0	0,0	NE			NE	NE	NE		NE	NE	NE	NE		NE	NE	NE	NE	NE	NE		NE	NE	NE
Infections and infestations	Pneumonia bacterial	Yosemite	313	49,5	0	0,0	311	49,8	1	0,3		*	Quasi-complete separation of data points detected.				*	ERROR: The mean parameter is either invalid or at a limit of its range for some observations.			0,00		Algorithm converged.	0,00	NE	0,3158		>999.99		Algorithm converged.	0,00	NE
Infections and infestations	Pneumonia escherichia	Rhine	319	50,5	0	0,0	314	50,2	0	0,0	NE			NE	NE	NE		NE	NE	NE	NE		NE	NE	NE	NE	NE	NE		NE	NE	NE
Infections and infestations	Pneumonia escherichia	Yosemite	313	49,5	0	0,0	311	49,8	1	0,3		*	Quasi-complete separation of data points detected.				*	ERROR: The mean parameter is either invalid or at a limit of its range for some observations.			0,00		Algorithm converged.	0,00	NE	0,3158		>999.99		Algorithm converged.	0,00	NE
Infections and infestations	Pseudomonal sepsis	Rhine	319	50,5	0	0,0	314	50,2	0	0,0	NE			NE	NE	NE		NE	NE	NE	NE		NE	NE	NE	NE	NE	NE		NE	NE	NE
Infections and infestations	Pseudomonal sepsis	Yosemite	313	49,5	0	0,0	311	49,8	1	0,3		*	Quasi-complete separation of data points detected.				*	ERROR: The mean parameter is either invalid or at a limit of its range for some observations.			0,00		Algorithm converged.	0,00	NE	0,3158		>999.99		Algorithm converged.	0,00	NE
Infections and infestations	Sepsis	Rhine	319	50,5	0	0,0	314	50,2	1	0,3		*	Quasi-complete separation of data points detected.				*	ERROR: The mean parameter is either invalid or at a limit of its range for some observations.			0,00		Algorithm converged.	0,00	NE	0,3135	1,0000	>999.99		Algorithm converged.	0,00	NE
Infections and infestations	Sepsis	Yosemite	313	49,5	0	0,0	311	49,8	4	1,3		*	Quasi-complete separation of data points detected.				*	ERROR: The mean parameter is either invalid or at a limit of its range for some observations.			0,00		Algorithm converged.	0,00	NE	0,0443		>999.99		Algorithm converged.	0,00	NE
Infections and infestations	Septic coagulopathy	Rhine	319	50,5	1	0,3	314	50,2	0	0,0		*	Quasi-complete separation of data points detected.				*	WARNING: The relative Hessian convergence criterion of 46.424829332 is greater than the limit of 0.0001. The convergence is questionable.			NE		Algorithm converged.	NE	NE	0,3211	NE	NE		Algorithm converged.	NE	NE
Infections and infestations	Septic coagulopathy	Yosemite	313	49,5	0	0,0	311	49,8	0	0,0	NE			NE	NE	NE		NE	NE	NE	NE		NE	NE	NE	NE		NE		NE	NE	NE
Infections and infestations	Upper respiratory tract infection	Rhine	319	50,5	1	0,3	314	50,2	1	0,3	0,98		Convergence criterion (GCONV=1E-8) satisfied.	0,06	15,80	0,000		Algorithm converged.	-0,009	0,009	0,98		Algorithm converged.	0,06	15,67	0,9911	1,0000	1,02		Algorithm converged.	0,06	16,17
Infections and infestations	Upper respiratory tract infection	Yosemite	313	49,5	0	0,0	311	49,8	0	0,0	NE			NE	NE	NE		NE	NE	NE	NE		NE	NE	NE	NE		NE		NE	NE	NE
Infections and infestations	Urinary tract infection	Rhine	319	50,5	0	0,0	314	50,2	1	0,3		*	Quasi-complete separation of data points detected.				*	ERROR: The mean parameter is either invalid or at a limit of its range for some observations.			0,00		Algorithm converged.	0,00	NE	0,3135	NE	>999.99		Algorithm converged.	0,00	NE
Infections and infestations	Urinary tract infection	Yosemite	313	49,5	0	0,0	311	49,8	0	0,0	NE			NE	NE	NE		NE	NE	NE	NE		NE	NE	NE	NE		NE		NE	NE	NE

| | | |

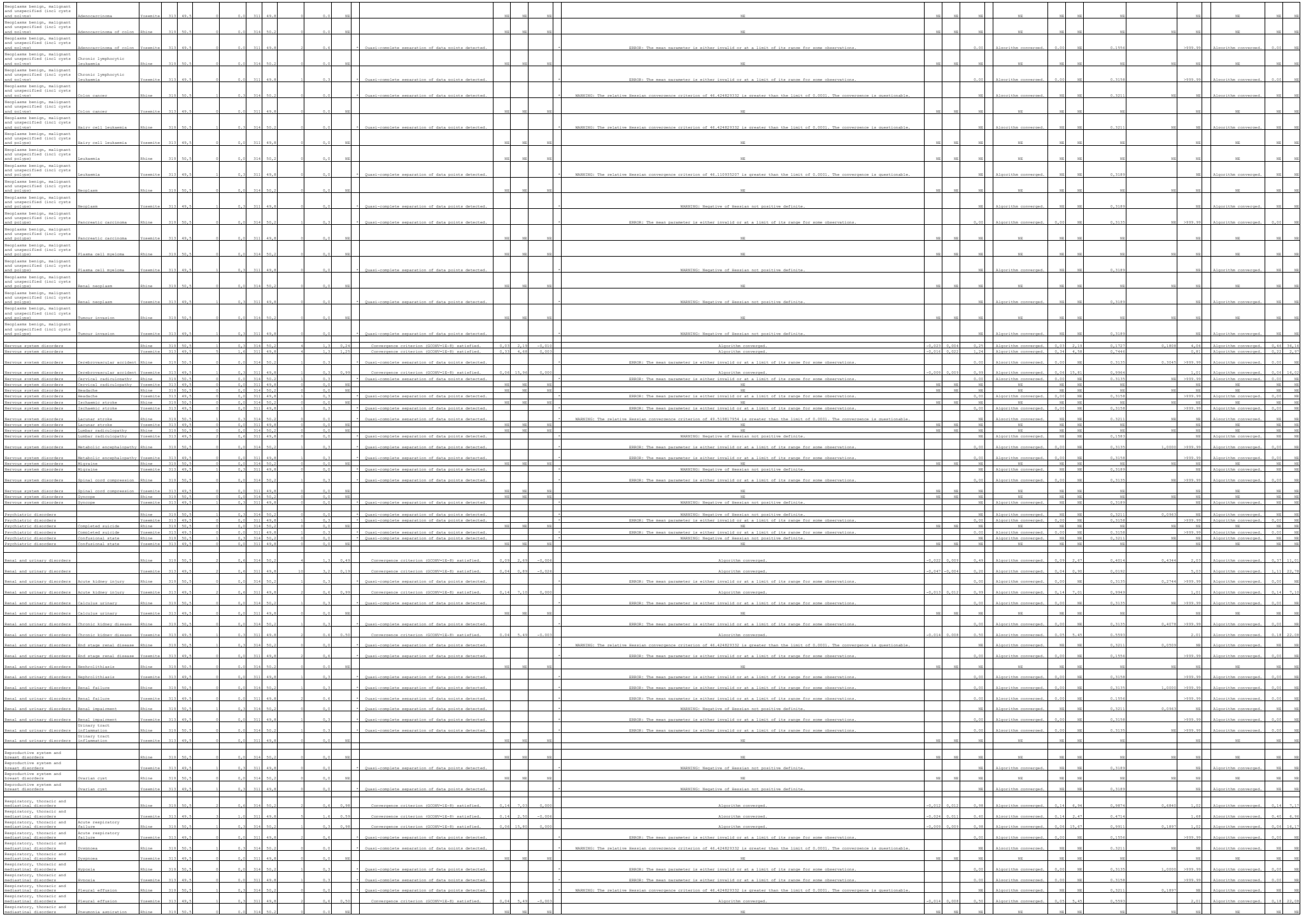

Respiratory, thoracic and mediastinal disorders	Pneumonia aspiration	Yosemite	313	49,5	1	0,3	311	49,8	0	0,0		*	Quasi-complete separation of data points detected.				*	WARNING: Negative of Hessian not positive definite.			NE	Algorithm converged.	NE	NE	0,3189		NE	Algorithm converged.	NE	NE
Respiratory, thoracic and mediastinal disorders	Pulmonary embolism	Rhine	319	50,5	0	0,0	314	50,2	0	0,0	NE			NE	NE	NE		NE	NE	NE	NE	NE	NE	NE	NE	NE	NE	NE	NE	NE	NE	NE	NE
Respiratory, thoracic and mediastinal disorders	Pulmonary embolism	Yosemite	313	49,5	0	0,0	311	49,8	1	0,3		*	Quasi-complete separation of data points detected.				*	ERROR: The mean parameter is either invalid or at a limit of its range for some observations.			0,00	Algorithm converged.	0,00	NE	0,3188		>999,99	Algorithm converged.	0,00	NE
Respiratory, thoracic and mediastinal disorders	Respiratory failure	Rhine	319	50,5	0	0,0	314	50,2	0	0,0	NE			NE	NE	NE		NE	NE	NE	NE	NE	NE	NE	NE	NE	NE	NE	NE	NE	NE	NE	NE
Respiratory, thoracic and mediastinal disorders	Respiratory failure	Yosemite	313	49,5	1	0,3	311	49,8	0	0,0		*	Quasi-complete separation of data points detected.				*	WARNING: Negative of Hessian not positive definite.			NE	Algorithm converged.	NE	NE	0,3189		NE	Algorithm converged.	NE	NE
Skin and subcutaneous tissue disorders		Rhine	319	50,5	2	0,6	314	50,2	0	0,0		*	Quasi-complete separation of data points detected.				*	WARNING: Negative of Hessian not positive definite.			NE	Algorithm converged.	NE	NE	0,1603	9,0160	NE	Algorithm converged.	NE	NE
Skin and subcutaneous tissue disorders		Yosemite	313	49,5	0	0,0	311	49,8	0	0,0		*	Quasi-complete separation of data points detected.				*	ERROR: The mean parameter is either invalid or at a limit of its range for some observations.			0,00	Algorithm converged.	0,00	NE	0,1558		>999,99	Algorithm converged.	0,00	NE
Skin and subcutaneous tissue disorders	Diabetic foot	Rhine	319	50,5	1	0,3	314	50,2	0	0,0		*	Quasi-complete separation of data points detected.				*	WARNING: The relative Hessian convergence criterion of 46.424823332 is greater than the limit of 0.0001. The convergence is questionable.			NE	Algorithm converged.	NE	NE	0,3211	0,0963	NE	Algorithm converged.	NE	NE
Skin and subcutaneous tissue disorders	Diabetic foot	Yosemite	313	49,5	0	0,0	311	49,8	1	0,3		*	Quasi-complete separation of data points detected.				*	ERROR: The mean parameter is either invalid or at a limit of its range for some observations.			0,00	Algorithm converged.	0,00	NE	0,3158		>999,99	Algorithm converged.	0,00	NE
Skin and subcutaneous tissue disorders	Petechiae	Rhine	319	50,5	0	0,0	314	50,2	0	0,0	NE			NE	NE	NE		NE	NE	NE	NE	NE	NE	NE	NE	NE	NE	NE	NE	NE	NE	NE	NE
Skin and subcutaneous tissue disorders	Petechiae	Yosemite	313	49,5	0	0,0	311	49,8	1	0,3		*	Quasi-complete separation of data points detected.				*	ERROR: The mean parameter is either invalid or at a limit of its range for some observations.			0,00	Algorithm converged.	0,00	NE	0,3158		>999,99	Algorithm converged.	0,00	NE
Skin and subcutaneous tissue disorders	Skin ulcer	Rhine	319	50,5	1	0,3	314	50,2	0	0,0		*	Quasi-complete separation of data points detected.				*	WARNING: The relative Hessian convergence criterion of 46.424823332 is greater than the limit of 0.0001. The convergence is questionable.			NE	Algorithm converged.	NE	NE	0,3211	NE	NE	Algorithm converged.	NE	NE
Skin and subcutaneous tissue disorders	Skin ulcer	Yosemite	313	49,5	0	0,0	311	49,8	0	0,0	NE			NE	NE	NE		NE	NE	NE	NE	NE	NE	NE	NE	NE	NE	NE	NE	NE	NE	NE	NE
Vascular disorders		Rhine	319	50,5	4	1,3	314	50,2	4	1,3	0,98		Convergence criterion (GCONV=1E-8) satisfied.	0,24	3,97	0,002		Algorithm converged.	-0,018	0,017	0,98	Algorithm converged.	0,25	3,90	0,9821	0,7292	1,02	Algorithm converged.	0,26	4,03
Vascular disorders		Yosemite	313	49,5	2	0,6	311	49,8	3	1,0	0,66		Convergence criterion (GCONV=1E-8) satisfied.	0,11	3,98	-0,003		Algorithm converged.	-0,017	0,017	0,66	Algorithm converged.	0,11	3,94	0,6483		1,51	Algorithm converged.	0,23	3,97
Vascular disorders	Deep vein thrombosis	Rhine	319	50,5	0	0,0	314	50,2	0	0,0	NE			NE	NE	NE		NE	NE	NE	NE	NE	NE	NE	NE	NE	NE	NE	NE	NE	NE	NE	NE
Vascular disorders	Deep vein thrombosis	Yosemite	313	49,5	0	0,0	311	49,8	1	0,3		*	Quasi-complete separation of data points detected.				*	ERROR: The mean parameter is either invalid or at a limit of its range for some observations.			0,00	Algorithm converged.	0,00	NE	0,3158		>999,99	Algorithm converged.	0,00	NE
Vascular disorders	Extremity necrosis	Rhine	319	50,5	1	0,3	314	50,2	0	0,0		*	Quasi-complete separation of data points detected.				*	WARNING: Negative of Hessian not positive definite.			NE	Algorithm converged.	NE	NE	0,3211	NE	NE	Algorithm converged.	NE	NE
Vascular disorders	Extremity necrosis	Yosemite	313	49,5	0	0,0	311	49,8	0	0,0	NE			NE	NE	NE		NE	NE	NE	NE	NE	NE	NE	NE	NE	NE	NE	NE	NE	NE	NE	NE
Vascular disorders	Haemorrhage	Rhine	319	50,5	0	0,0	314	50,2	0	0,0	NE			NE	NE	NE		NE	NE	NE	NE	NE	NE	NE	NE	NE	NE	NE	NE	NE	NE	NE	NE
Vascular disorders	Haemorrhage	Yosemite	313	49,5	1	0,3	311	49,8	0	0,0		*	Quasi-complete separation of data points detected.				*	WARNING: Negative of Hessian not positive definite.			NE	Algorithm converged.	NE	NE	0,3189		NE	Algorithm converged.	NE	NE
Vascular disorders	Hypertension	Rhine	319	50,5	0	0,0	314	50,2	3	1,0		*	Quasi-complete separation of data points detected.				*	ERROR: The mean parameter is either invalid or at a limit of its range for some observations.			0,00	Algorithm converged.	0,00	NE	0,9804	1,0000	>999,99	Algorithm converged.	0,01	NE
Vascular disorders	Hypertension	Yosemite	313	49,5	0	0,0	311	49,8	2	0,6		*	Quasi-complete separation of data points detected.				*	ERROR: The mean parameter is either invalid or at a limit of its range for some observations.			0,00	Algorithm converged.	0,00	NE	0,1558		>999,99	Algorithm converged.	0,00	NE
Vascular disorders	Hypertensive crisis	Rhine	319	50,5	2	0,6	314	50,2	0	0,0		*	Quasi-complete separation of data points detected.				*	WARNING: Negative of Hessian not positive definite.			NE	Algorithm converged.	NE	NE	0,1603	1,0000	NE	Algorithm converged.	NE	NE
Vascular disorders	Hypertensive crisis	Yosemite	313	49,5	1	0,3	311	49,8	0	0,0		*	Quasi-complete separation of data points detected.				*	WARNING: Negative of Hessian not positive definite.			NE	Algorithm converged.	NE	NE	0,3189		NE	Algorithm converged.	NE	NE
Vascular disorders	Hypotension	Rhine	319	50,5	0	0,0	314	50,2	0	0,0		*	Quasi-complete separation of data points detected.				*	ERROR: The mean parameter is either invalid or at a limit of its range for some observations.			0,00	Algorithm converged.	0,00	NE	0,3135	NE	>999,99	Algorithm converged.	0,00	NE
Vascular disorders	Hypotension	Yosemite	313	49,5	0	0,0	311	49,8	0	0,0	NE			NE	NE	NE		NE	NE	NE	NE	NE	NE	NE	NE	NE	NE	NE	NE	NE	NE	NE	NE
Vascular disorders	Peripheral vascular disorder	Rhine	319	50,5	1	0,3	314	50,2	0	0,0		*	Quasi-complete separation of data points detected.				*	WARNING: The relative Hessian convergence criterion of 46.424823332 is greater than the limit of 0.0001. The convergence is questionable.			NE	Algorithm converged.	NE	NE	0,3211	NE	NE	Algorithm converged.	NE	NE
Vascular disorders	Peripheral vascular disorder	Yosemite	313	49,5	0	0,0	311	49,8	0	0,0	NE			NE	NE	NE		NE	NE	NE	NE	NE	NE	NE	NE	NE	NE	NE	NE	NE	NE	NE	NE

Includes AEs with onset up to Day 405 (last day of Week 56 analysis visit window).
Only AEs of highest severity are counted.
Test for interaction based on RR (Log-binomial regression)
* indicates convergence problem. Result is uninterpretable.
Clinical cut-off: YOSEMITE 01NOV2021 and RHINE 28OCT2021

Program: root/clinical_studies/RO6867461/CDT70122/share/ACE_pool_DME_CSR_Final/prod/program/t_ae_raw_soc.sas
Output: root/clinical_studies/RO6867461/CDT70122/share/ACE_pool_DME_CSR_Final/prod/output_asf_bc/t_ae_raw_soc_sg_WSEVAE_AEW56_SEBC_OCTNOV2021_DME.xls
11AUG2022 19:33

POPULATION: Safety-Evaluable Population B vs. C
ENDPOINT: Severe AEs through Week 56
MODEL: Unstratified analysis
STUDY: GR40349 & GR40398
Dichotomous Analysis by Subgroups (Safety)

Sex

			Faricimab (PTI) (N=632)				Aflibercept (N=625)				Faricimab (PTI) vs. Aflibercept																	Aflibercept vs. Faricimab (PTI)				
			Patients		Patients with Event		Patients		Patients with Event		Odds Ratio						Absolute Risk Difference				Relative Risk							Relative Risk				
MedDRA System Organ Class	MedDRA Preferred Term	Level	n	%	n	%	n	%	n	%	Odds Ratio		Convergence Reason	95% Lower CL	95% Upper CL	Absolute Risk		Convergence Reason	95% Lower CL	95% Upper CL	Relative Risk		Convergence Reason	95% Lower CL	95% Upper CL	p-value (Cochran-Mantel-Haenszel)	Interaction Test p-value (likelihood ratio)	Relative Risk		Convergence Reason	95% Lower CL	95% Upper CL
Blood and lymphatic system disorders		Male	396	62,7	1	0,3	363	58,1	1	0,3	0,92		Convergence criterion (GCONV=1E-8) satisfied.	0,06	14,71	0,000		Algorithm converged.	-0,008	0,007	0,92		Algorithm converged.	0,06	14,60	0,9509	0,1649	1,09		Algorithm converged.	0,07	17,38
Blood and lymphatic system disorders		Female	236	37,3	2	0,8	262	41,9	0	0,0		*	Quasi-complete separation of data points detected.				*	WARNING: Negative of Hessian not positive definite.			NE		Algorithm converged.	NE	NE	0,1358		NE		Algorithm converged.	NE	NE
Blood and lymphatic system disorders	Anaemia	Male	396	62,7	1	0,3	363	58,1	1	0,3	0,92		Convergence criterion (GCONV=1E-8) satisfied.	0,06	14,71	0,000		Algorithm converged.	-0,008	0,007	0,92		Algorithm converged.	0,06	14,60	0,9509	0,1649	1,09		Algorithm converged.	0,07	17,38
Blood and lymphatic system disorders	Anaemia	Female	236	37,3	2	0,8	262	41,9	0	0,0		*	Quasi-complete separation of data points detected.				*	WARNING: Negative of Hessian not positive definite.			NE		Algorithm converged.	NE	NE	0,1358		NE		Algorithm converged.	NE	NE
Cardiac disorders		Male	396	62,7	9	2,3	363	58,1	10	2,8	0,82		Convergence criterion (GCONV=1E-8) satisfied.	0,33	2,04	-0,005		Algorithm converged.	-0,027	0,018	0,83		Algorithm converged.	0,34	2,01	0,6713	0,5289	1,21		Algorithm converged.	0,50	2,95
Cardiac disorders		Female	236	37,3	10	4,2	262	41,9	9	3,4	1,24		Convergence criterion (GCONV=1E-8) satisfied.	0,50	3,12	0,008		Algorithm converged.	-0,026	0,042	1,23		Algorithm converged.	0,51	2,98	0,6411		0,81		Algorithm converged.	0,34	1,96
Cardiac disorders	Acute coronary syndrome	Male	396	62,7	0	0,0	363	58,1	0	0,0	NE			NE	NE	NE		NE	NE	NE	NE		NE	NE	NE	NE	NE	NE		NE	NE	NE
Cardiac disorders	Acute coronary syndrome	Female	236	37,3	1	0,4	262	41,9	0	0,0		*	Quasi-complete separation of data points detected.				*	WARNING: Negative of Hessian not positive definite.			NE		Algorithm converged.	NE	NE	0,2920		NE		Algorithm converged.	NE	NE
Cardiac disorders	Acute left ventricular failure	Male	396	62,7	1	0,3	363	58,1	1	0,3	0,92		Convergence criterion (GCONV=1E-8) satisfied.	0,06	14,71	0,000		Algorithm converged.	-0,008	0,007	0,92		Algorithm converged.	0,06	14,60	0,9509	0,3360	1,09		Algorithm converged.	0,07	17,38
Cardiac disorders	Acute left ventricular failure	Female	236	37,3	0	0,0	262	41,9	1	0,4		*	Quasi-complete separation of data points detected.				*	ERROR: Error in computing the link function, its derivatives, or the variance function.			0,00		Algorithm converged.	0,00	NE	0,3426		>999.99		Algorithm converged.	0,00	NE
Cardiac disorders	Acute myocardial infarction	Male	396	62,7	3	0,8	363	58,1	1	0,3	2,76		Convergence criterion (GCONV=1E-8) satisfied.	0,29	26,68	0,005		Algorithm converged.	-0,005	0,015	2,75		Algorithm converged.	0,29	26,32	0,3598	0,0319	0,36		Algorithm converged.	0,04	3,48
Cardiac disorders	Acute myocardial infarction	Female	236	37,3	0	0,0	262	41,9	3	1,1		*	Quasi-complete separation of data points detected.				*	ERROR: Error in computing the link function, its derivatives, or the variance function.			0,00		Algorithm converged.	0,00	NE	0,0995		>999.99		Algorithm converged.	0,00	NE
Cardiac disorders	Angina pectoris	Male	396	62,7	0	0,0	363	58,1	0	0,0	NE			NE	NE	NE		NE	NE	NE	NE		NE	NE	NE	NE	1,0000	NE		NE	NE	NE
Cardiac disorders	Angina pectoris	Female	236	37,3	1	0,4	262	41,9	1	0,4	1,11		Convergence criterion (GCONV=1E-8) satisfied.	0,07	17,86	0,000		Algorithm converged.	-0,011	0,012	1,11		Algorithm converged.	0,07	17,65	0,9410		0,90		Algorithm converged.	0,06	14,32
Cardiac disorders	Angina unstable	Male	396	62,7	0	0,0	363	58,1	0	0,0	NE			NE	NE	NE		NE	NE	NE	NE		NE	NE	NE	NE	NE	NE		NE	NE	NE
Cardiac disorders	Angina unstable	Female	236	37,3	1	0,4	262	41,9	0	0,0		*	Quasi-complete separation of data points detected.				*	WARNING: Negative of Hessian not positive definite.			NE		Algorithm converged.	NE	NE	0,2920		NE		Algorithm converged.	NE	NE
Cardiac disorders	Arrhythmia	Male	396	62,7	0	0,0	363	58,1	0	0,0	NE			NE	NE	NE		NE	NE	NE	NE		NE	NE	NE	NE	NE	NE		NE	NE	NE
Cardiac disorders	Arrhythmia	Female	236	37,3	1	0,4	262	41,9	0	0,0		*	Quasi-complete separation of data points detected.				*	WARNING: Negative of Hessian not positive definite.			NE		Algorithm converged.	NE	NE	0,2920		NE		Algorithm converged.	NE	NE
Cardiac disorders	Atrial fibrillation	Male	396	62,7	1	0,3	363	58,1	0	0,0		*	Quasi-complete separation of data points detected.				*	WARNING: The relative Hessian convergence criterion of 52.004609201 is greater than the limit of 0.0001. The convergence is questionable.			NE		Algorithm converged.	NE	NE	0,3384	NE	NE		Algorithm converged.	NE	NE
Cardiac disorders	Atrial fibrillation	Female	236	37,3	0	0,0	262	41,9	0	0,0	NE			NE	NE	NE		NE	NE	NE	NE		NE	NE	NE	NE		NE		NE	NE	NE
Cardiac disorders	Atrioventricular block complete	Male	396	62,7	0	0,0	363	58,1	0	0,0	NE			NE	NE	NE		NE	NE	NE	NE		NE	NE	NE	NE	NE	NE		NE	NE	NE
Cardiac disorders	Atrioventricular block complete	Female	236	37,3	1	0,4	262	41,9	0	0,0		*	Quasi-complete separation of data points detected.				*	WARNING: Negative of Hessian not positive definite.			NE		Algorithm converged.	NE	NE	0,2920		NE		Algorithm converged.	NE	NE
Cardiac disorders	Cardiac arrest	Male	396	62,7	1	0,3	363	58,1	0	0,0		*	Quasi-complete separation of data points detected.				*	WARNING: The relative Hessian convergence criterion of 50.428711952 is greater than the limit of 0.0001. The convergence is questionable.			NE		Algorithm converged.	NE	NE	0,3384	0,1076	NE		Algorithm converged.	NE	NE
Cardiac disorders	Cardiac arrest	Female	236	37,3	0	0,0	262	41,9	1	0,4		*	Quasi-complete separation of data points detected.				*	ERROR: Error in computing the link function, its derivatives, or the variance function.			0,00		Algorithm converged.	0,00	NE	0,3426		>999.99		Algorithm converged.	0,00	NE
Cardiac disorders	Cardiac failure	Male	396	62,7	0	0,0	363	58,1	2	0,6		*	Quasi-complete separation of data points detected.				*	WARNING: Negative of Hessian not positive definite.			0,00		Algorithm converged.	0,00	NE	0,1394	0,0072	>999.99		Algorithm converged.	0,00	NE
Cardiac disorders	Cardiac failure	Female	236	37,3	3	1,3	262	41,9	0	0,0		*	Quasi-complete separation of data points detected.				*	WARNING: Negative of Hessian not positive definite.			NE		Algorithm converged.	NE	NE	0,0675		NE		Algorithm converged.	NE	NE
Cardiac disorders	Cardiac failure congestive	Male	396	62,7	1	0,3	363	58,1	3	0,8	0,30		Convergence criterion (GCONV=1E-8) satisfied.	0,03	2,93	-0,006		Algorithm converged.	-0,016	0,005	0,31		Algorithm converged.	0,03	2,92	0,2756	0,5102	3,27		Algorithm converged.	0,34	31,32
Cardiac disorders	Cardiac failure congestive	Female	236	37,3	0	0,0	262	41,9	1	0,4		*	Quasi-complete separation of data points detected.				*	ERROR: Error in computing the link function, its derivatives, or the variance function.			0,00		Algorithm converged.	0,00	NE	0,3426		>999.99		Algorithm converged.	0,00	NE
Cardiac disorders	Cardiovascular disorder	Male	396	62,7	1	0,3	363	58,1	0	0,0		*	Quasi-complete separation of data points detected.				*	WARNING: The relative Hessian convergence criterion of 53.68217724 is greater than the limit of 0.0001. The convergence is questionable.			NE		Algorithm converged.	NE	NE	0,3384	NE	NE		Algorithm converged.	NE	NE
Cardiac disorders	Cardiovascular disorder	Female	236	37,3	0	0,0	262	41,9	0	0,0	NE			NE	NE	NE		NE	NE	NE	NE		NE	NE	NE	NE		NE		NE	NE	NE
Cardiac disorders	Chronic left ventricular failure	Male	396	62,7	1	0,3	363	58,1	0	0,0		*	Quasi-complete separation of data points detected.				*	WARNING: The relative Hessian convergence criterion of 52.004609201 is greater than the limit of 0.0001. The convergence is questionable.			NE		Algorithm converged.	NE	NE	0,3384	NE	NE		Algorithm converged.	NE	NE
Cardiac disorders	Chronic left ventricular failure	Female	236	37,3	0	0,0	262	41,9	0	0,0	NE			NE	NE	NE		NE	NE	NE	NE		NE	NE	NE	NE		NE		NE	NE	NE
Cardiac disorders	Coronary artery disease	Male	396	62,7	3	0,8	363	58,1	0	0,0		*	Quasi-complete separation of data points detected.				*	WARNING: Negative of Hessian not positive definite.			NE		Algorithm converged.	NE	NE	0,0968	0,0053	NE		Algorithm converged.	NE	NE
Cardiac disorders	Coronary artery disease	Female	236	37,3	0	0,0	262	41,9	3	1,1		*	Quasi-complete separation of data points detected.				*	ERROR: Error in computing the link function, its derivatives, or the variance function.			0,00		Algorithm converged.	0,00	NE	0,0995		>999.99		Algorithm converged.	0,00	NE
Cardiac disorders	Ischaemic cardiomyopathy	Male	396	62,7	1	0,3	363	58,1	0	0,0		*	Quasi-complete separation of data points detected.				*	WARNING: The relative Hessian convergence criterion of 52.004609201 is greater than the limit of 0.0001. The convergence is questionable.			NE		Algorithm converged.	NE	NE	0,3384	1,0000	NE		Algorithm converged.	NE	NE
Cardiac disorders	Ischaemic cardiomyopathy	Female	236	37,3	1	0,4	262	41,9	0	0,0		*	Quasi-complete separation of data points detected.				*	WARNING: Negative of Hessian not positive definite.			NE		Algorithm converged.	NE	NE	0,2920		NE		Algorithm converged.	NE	NE
Cardiac disorders	Myocardial infarction	Male	396	62,7	1	0,3	363	58,1	3	0,8	0,30		Convergence criterion (GCONV=1E-8) satisfied.	0,03	2,93	-0,006		Algorithm converged.	-0,016	0,005	0,31		Algorithm converged.	0,03	2,92	0,2756	0,2261	3,27		Algorithm converged.	0,34	31,32
Cardiac disorders	Myocardial infarction	Female	236	37,3	3	1,3	262	41,9	2	0,8	1,67		Convergence criterion (GCONV=1E-8) satisfied.	0,28	10,10	0,005		Algorithm converged.	-0,013	0,023	1,67		Algorithm converged.	0,28	9,88	0,5707		0,60		Algorithm converged.	0,10	3,56
Cardiac disorders	Pericardial effusion	Male	396	62,7	0	0,0	363	58,1	1	0,3		*	Quasi-complete separation of data points detected.				*	WARNING: Negative of Hessian not positive definite.			0,00		Algorithm converged.	0,00	NE	0,2963	NE	>999.99		Algorithm converged.	0,00	NE
Cardiac disorders	Pericardial effusion	Female	236	37,3	0	0,0	262	41,9	0	0,0	NE			NE	NE	NE		NE	NE	NE	NE		NE	NE	NE	NE		NE		NE	NE	NE
Eye disorders		Male	396	62,7	9	2,3	363	58,1	6	1,7	1,38		Convergence criterion (GCONV=1E-8) satisfied.	0,49	3,93	0,006		Algorithm converged.	-0,013	0,026	1,37		Algorithm converged.	0,49	3,83	0,5402	0,7817	0,73		Algorithm converged.	0,26	2,02
Eye disorders		Female	236	37,3	6	2,5	262	41,9	6	2,3	1,11		Convergence criterion (GCONV=1E-8) satisfied.	0,35	3,50	0,003		Algorithm converged.	-0,025	0,030	1,11		Algorithm converged.	0,36	3,40	0,8547		0,90		Algorithm converged.	0,29	2,75
Eye disorders	Angle closure glaucoma	Male	396	62,7	0	0,0	363	58,1	1	0,3		*	Quasi-complete separation of data points detected.				*	WARNING: Negative of Hessian not positive definite.			0,00		Algorithm converged.	0,00	NE	0,2963	NE	>999.99		Algorithm converged.	0,00	NE
Eye disorders	Angle closure glaucoma	Female	236	37,3	0	0,0	262	41,9	0	0,0	NE			NE	NE	NE		NE	NE	NE	NE		NE	NE	NE	NE		NE		NE	NE	NE
Eye disorders	Cataract	Male	396	62,7	1	0,3	363	58,1	1	0,3	0,92		Convergence criterion (GCONV=1E-8) satisfied.	0,06	14,71	0,000		Algorithm converged.	-0,008	0,007	0,92		Algorithm converged.	0,06	14,60	0,9509	0,2140	1,09		Algorithm converged.	0,07	17,38
Eye disorders	Cataract	Female	236	37,3	0	0,0	262	41,9	2	0,8		*	Quasi-complete separation of data points detected.				*	ERROR: Error in computing the link function, its derivatives, or the variance function.			0,00		Algorithm converged.	0,00	NE	0,1791		>999.99		Algorithm converged.	0,00	NE
Eye disorders	Diabetic eye disease	Male	396	62,7	1	0,3	363	58,1	0	0,0		*	Quasi-complete separation of data points detected.				*	WARNING: The relative Hessian convergence criterion of 50.428711952 is greater than the limit of 0.0001. The convergence is questionable.			NE		Algorithm converged.	NE	NE	0,3384	NE	NE		Algorithm converged.	NE	NE
Eye disorders	Diabetic eye disease	Female	236	37,3	0	0,0	262	41,9	0	0,0	NE			NE	NE	NE		NE	NE	NE	NE		NE	NE	NE	NE		NE		NE	NE	NE
Eye disorders	Diabetic retinal oedema	Male	396	62,7	2	0,5	363	58,1	0	0,0		*	Quasi-complete separation of data points detected.				*	WARNING: Negative of Hessian not positive definite.			NE		Algorithm converged.	NE	NE	0,1754	NE	NE		Algorithm converged.	NE	NE
Eye disorders	Diabetic retinal oedema	Female	236	37,3	0	0,0	262	41,9	0	0,0	NE			NE	NE	NE		NE	NE	NE	NE		NE	NE	NE	NE		NE		NE	NE	NE
Eye disorders	Eye haemorrhage	Male	396	62,7	1	0,3	363	58,1	0	0,0		*	Quasi-complete separation of data points detected.				*	WARNING: The relative Hessian convergence criterion of 52.004609201 is greater than the limit of 0.0001. The convergence is questionable.			NE		Algorithm converged.	NE	NE	0,3384	NE	NE		Algorithm converged.	NE	NE
Eye disorders	Eye haemorrhage	Female	236	37,3	0	0,0	262	41,9	0	0,0	NE			NE	NE	NE		NE	NE	NE	NE		NE	NE	NE	NE		NE		NE	NE	NE
Eye disorders	Eye pain	Male	396	62,7	0	0,0	363	58,1	0	0,0	NE			NE	NE	NE		NE	NE	NE	NE		NE	NE	NE	NE	NE	NE		NE	NE	NE
Eye disorders	Eye pain	Female	236	37,3	0	0,0	262	41,9	1	0,4		*	Quasi-complete separation of data points detected.				*	ERROR: Error in computing the link function, its derivatives, or the variance function.			0,00		Algorithm converged.	0,00	NE	0,3426		>999.99		Algorithm converged.	0,00	NE
Eye disorders	Glaucoma	Male	396	62,7	0	0,0	363	58,1	1	0,3		*	Quasi-complete separation of data points detected.				*	WARNING: Negative of Hessian not positive definite.			0,00		Algorithm converged.	0,00	NE	0,2963	1,0000	>999.99		Algorithm converged.	0,00	NE
Eye disorders	Glaucoma	Female	236	37,3	0	0,0	262	41,9	1	0,4		*	Quasi-complete separation of data points detected.				*	ERROR: Error in computing the link function, its derivatives, or the variance function.			0,00		Algorithm converged.	0,00	NE	0,3426		>999.99		Algorithm converged.	0,00	NE
Eye disorders	Lacrimation increased	Male	396	62,7	0	0,0	363	58,1	0	0,0	NE			NE	NE	NE		NE	NE	NE	NE		NE	NE	NE	NE	NE	NE		NE	NE	NE
Eye disorders	Lacrimation increased	Female	236	37,3	0	0,0	262	41,9	1	0,4		*	Quasi-complete separation of data points detected.				*	ERROR: Error in computing the link function, its derivatives, or the variance function.			0,00		Algorithm converged.	0,00	NE	0,3426		>999.99		Algorithm converged.	0,00	NE
Eye disorders	Macular fibrosis	Male	396	62,7	0	0,0	363	58,1	1	0,3		*	Quasi-complete separation of data points detected.				*	WARNING: Negative of Hessian not positive definite.			0,00		Algorithm converged.	0,00	NE	0,2963	NE	>999.99		Algorithm converged.	0,00	NE
Eye disorders	Macular fibrosis	Female	236	37,3	0	0,0	262	41,9	0	0,0	NE			NE	NE	NE		NE	NE	NE	NE		NE	NE	NE	NE		NE		NE	NE	NE
Eye disorders	Macular oedema	Male	396	62,7	1	0,3	363	58,1	0	0,0		*	Quasi-complete separation of data points detected.				*	WARNING: The relative Hessian convergence criterion of 50.428711952 is greater than the limit of 0.0001. The convergence is questionable.			NE		Algorithm converged.	NE	NE	0,3384	NE	NE		Algorithm converged.	NE	NE
Eye disorders	Macular oedema	Female	236	37,3	0	0,0	262	41,9	0	0,0	NE			NE	NE	NE		NE	NE	NE	NE		NE	NE	NE	NE		NE		NE	NE	NE
Eye disorders	Open angle glaucoma	Male	396	62,7	1	0,3	363	58,1	0	0,0		*	Quasi-complete separation of data points detected.				*	WARNING: The relative Hessian convergence criterion of 52.004609201 is greater than the limit of 0.0001. The convergence is questionable.			NE		Algorithm converged.	NE	NE	0,3384	0,1076	NE		Algorithm converged.	NE	NE
Eye disorders	Open angle glaucoma	Female	236	37,3	0	0,0	262	41,9	1	0,4		*	Quasi-complete separation of data points detected.				*	ERROR: Error in computing the link function, its derivatives, or the variance function.			0,00		Algorithm converged.	0,00	NE	0,3426		>999.99		Algorithm converged.	0,00	NE
Eye disorders	Punctate keratitis	Male	396	62,7	1	0,3	363	58,1	0	0,0		*	Quasi-complete separation of data points detected.				*	WARNING: The relative Hessian convergence criterion of 52.004609201 is greater than the limit of 0.0001. The convergence is questionable.			NE		Algorithm converged.	NE	NE	0,3384	NE	NE		Algorithm converged.	NE	NE
Eye disorders	Punctate keratitis	Female	236	37,3	0	0,0	262	41,9	0	0,0	NE			NE	NE	NE		NE	NE	NE	NE		NE	NE	NE	NE		NE		NE	NE	NE
Eye disorders	Retinal artery occlusion	Male	396	62,7	0	0,0	363	58,1	2	0,6		*	Quasi-complete separation of data points detected.				*	WARNING: Negative of Hessian not positive definite.			0,00		Algorithm converged.	0,00	NE	0,1394	NE	>999.99		Algorithm converged.	0,00	NE
Eye disorders	Retinal artery occlusion	Female	236	37,3	0	0,0	262	41,9	0	0,0	NE			NE	NE	NE		NE	NE	NE	NE		NE	NE	NE	NE		NE		NE	NE	NE
Eye disorders	Retinal neovascularisation	Male	396	62,7	0	0,0	363	58,1	1	0,3		*	Quasi-complete separation of data points detected.				*	WARNING: Negative of Hessian not positive definite.			0,00		Algorithm converged.	0,00	NE	0,2963	NE	>999.99		Algorithm converged.	0,00	NE
Eye disorders	Retinal neovascularisation	Female	236	37,3	0	0,0	262	41,9	0	0,0	NE			NE	NE	NE		NE	NE	NE	NE		NE	NE	NE	NE		NE		NE	NE	NE
Eye disorders	Retinal vein occlusion	Male	396	62,7	0	0,0	363	58,1	0	0,0	NE			NE	NE	NE		NE	NE	NE	NE		NE	NE	NE	NE	NE	NE		NE	NE	NE
Eye disorders	Retinal vein occlusion	Female	236	37,3	1	0,4	262	41,9	0	0,0		*	Quasi-complete separation of data points detected.				*	WARNING: Negative of Hessian not positive definite.			NE		Algorithm converged.	NE	NE	0,2920		NE		Algorithm converged.	NE	NE
Eye disorders	Uveitic glaucoma	Male	396	62,7	0	0,0	363	58,1	0	0,0	NE			NE	NE	NE		NE	NE	NE	NE		NE	NE	NE	NE	NE	NE		NE	NE	NE
Eye disorders	Uveitic glaucoma	Female	236	37,3	1	0,4	262	41,9	0	0,0		*	Quasi-complete separation of data points detected.				*	WARNING: Negative of Hessian not positive definite.			NE		Algorithm converged.	NE	NE	0,2920		NE		Algorithm converged.	NE	NE
Eye disorders	Uveitis	Male	396	62,7	1	0,3	363	58,1	0	0,0		*	Quasi-complete separation of data points detected.				*	WARNING: The relative Hessian convergence criterion of 50.428711952 is greater than the limit of 0.0001. The convergence is questionable.			NE		Algorithm converged.	NE	NE	0,3384	1,0000	NE		Algorithm converged.	NE	NE
Eye disorders	Uveitis	Female	236	37,3	2	0,8	262	41,9	0	0,0		*	Quasi-complete separation of data points detected.				*	WARNING: Negative of Hessian not positive definite.			NE		Algorithm converged.	NE	NE	0,1358		NE		Algorithm converged.	NE	NE
Eye disorders	Visual acuity reduced	Male	396	62,7	0	0,0	363	58,1	0	0,0	NE			NE	NE	NE		NE	NE	NE	NE		NE	NE	NE	NE	NE	NE		NE	NE	NE
Eye disorders	Visual acuity reduced	Female	236	37,3	1	0,4	262	41,9	0	0,0		*	Quasi-complete separation of data points detected.				*	WARNING: Negative of Hessian not positive definite.			NE		Algorithm converged.	NE	NE	0,2920		NE		Algorithm converged.	NE	NE
Eye disorders	Vitreous haemorrhage	Male	396	62,7	0	0,0	363	58,1	0	0,0	NE			NE	NE	NE		NE	NE	NE	NE		NE	NE	NE	NE	1,0000	NE		NE	NE	NE
Eye disorders	Vitreous haemorrhage	Female	236	37,3	1	0,4	262	41,9	1	0,4	1,11		Convergence criterion (GCONV=1E-8) satisfied.	0,07	17,86	0,000		Algorithm converged.	-0,011	0,012	1,11		Algorithm converged.	0,07	17,65	0,9410		0,90		Algorithm converged.	0,06	14,32
Gastrointestinal disorders		Male	396	62,7	1	0,3	363	58,1	1	0,3	0,92		Convergence criterion (GCONV=1E-8) satisfied.	0,06	14,71	0,000		Algorithm converged.	-0,008	0,007	0,92		Algorithm converged.	0,06	14,60	0,9509	0,4763	1,09		Algorithm converged.	0,07	17,38
Gastrointestinal disorders		Female	236	37,3	3	1,3	262	41,9	1	0,4	3,36		Convergence criterion (GCONV=1E-8) satisfied.	0,35	32,52	0,009		Algorithm converged.	-0,007	0,025	3,33		Algorithm converged.	0,35	31,80	0,2673		0,30		Algorithm converged.	0,03	2,87
Gastrointestinal disorders	Colitis	Male	396	62,7	0	0,0	363	58,1	1	0,3		*	Quasi-complete separation of data points detected.				*	WARNING: Negative of Hessian not positive definite.			0,00		Algorithm converged.	0,00	NE	0,2963	0,0847	>999.99		Algorithm converged.	0,00	NE
Gastrointestinal disorders	Colitis	Female	236	37,3	1	0,4	262	41,9	0	0,0		*	Quasi-complete separation of data points detected.				*	WARNING: Negative of Hessian not positive definite.			NE		Algorithm converged.	NE	NE	0,2920		NE		Algorithm converged.	NE	NE
Gastrointestinal disorders	Diabetic gastroparesis	Male	396	62,7	0	0,0	363	58,1	0	0,0	NE			NE	NE	NE		NE	NE	NE	NE		NE	NE	NE	NE	NE	NE		NE	NE	NE
Gastrointestinal disorders	Diabetic gastroparesis	Female	236	37,3	1	0,4	262	41,9	0	0,0		*	Quasi-complete separation of data points detected.				*	WARNING: Negative of Hessian not positive definite.			NE		Algorithm converged.	NE	NE	0,2920		NE		Algorithm converged.	NE	NE
Gastrointestinal disorders	Gastrointestinal haemorrhage	Male	396	62,7	1	0,3	363	58,1	0	0,0		*	Quasi-complete separation of data points detected.				*	WARNING: The relative Hessian convergence criterion of 50.428711952 is greater than the limit of 0.0001. The convergence is questionable.			NE		Algorithm converged.	NE	NE	0,3384	1,0000	NE		Algorithm converged.	NE	NE
Gastrointestinal disorders	Gastrointestinal haemorrhage	Female	236	37,3	1	0,4	262	41,9	0	0,0		*	Quasi-complete separation of data points detected.				*	WARNING: Negative of Hessian not positive definite.			NE		Algorithm converged.	NE	NE	0,2920		NE		Algorithm converged.	NE	NE
Gastrointestinal disorders	Haemorrhoids thrombosed	Male	396	62,7	0	0,0	363	58,1	0	0,0	NE			NE	NE	NE		NE	NE	NE	NE		NE	NE	NE	NE	NE	NE		NE	NE	NE
Gastrointestinal disorders	Haemorrhoids thrombosed	Female	236	37,3	1	0,4	262	41,9	0	0,0		*	Quasi-complete separation of data points detected.				*	WARNING: Negative of Hessian not positive definite.			NE		Algorithm converged.	NE	NE	0,2920		NE		Algorithm converged.	NE	NE
Gastrointestinal disorders	Intestinal pseudo-obstruction	Male	396	62,7	0	0,0	363	58,1	0	0,0	NE			NE	NE	NE		NE	NE	NE	NE		NE	NE	NE	NE	NE	NE		NE	NE	NE
Gastrointestinal disorders	Intestinal pseudo-obstruction	Female	236	37,3	0	0,0	262	41,9	1	0,4		*	Quasi-complete separation of data points detected.				*	ERROR: Error in computing the link function, its derivatives, or the variance function.			0,00		Algorithm converged.	0,00	NE	0,3426		>999.99		Algorithm converged.	0,00	NE
General disorders and administration site conditions		Male	396	62,7	3	0,8	363	58,1	0	0,0		*	Quasi-complete separation of data points detected.				*	WARNING: Negative of Hessian not positive definite.			NE		Algorithm converged.	NE	NE	0,0968	0,2968	NE		Algorithm converged.	NE	NE
General disorders and administration site conditions		Female	236	37,3	3	1,3	262	41,9	1	0,4	3,36		Convergence criterion (GCONV=1E-8) satisfied.	0,35	32,52	0,009		Algorithm converged.	-0,007	0,025	3,33		Algorithm converged.	0,35	31,80	0,2673		0,30		Algorithm converged.	0,03	2,87
General disorders and administration site conditions	Death	Male	396	62,7	3	0,8	363	58,1	0	0,0		*	Quasi-complete separation of data points detected.				*	WARNING: Negative of Hessian not positive definite.			NE		Algorithm converged.	NE	NE	0,0968	NE	NE		Algorithm converged.	NE	NE
General disorders and administration site conditions	Death	Female	236	37,3	0	0,0	262	41,9	0	0,0	NE			NE	NE	NE		NE	NE	NE	NE		NE	NE	NE	NE		NE		NE	NE	NE

General disorders and administration site conditions	Injection site injury	Male	396	62,7	0	0,0	363	58,1	0	0,0	NE			NE	NE	NE		NE	NE	NE	NE		NE	NE	NE	NE	NE	NE		NE	NE	NE
General disorders and administration site conditions	Injection site injury	Female	236	37,3	1	0,4	262	41,9	0	0,0		*	Quasi-complete separation of data points detected.				*	WARNING: Negative of Hessian not positive definite.			NE		Algorithm converged.	NE	NE	0,2920		NE		Algorithm converged.	NE	NE
General disorders and administration site conditions	Localised oedema	Male	396	62,7	0	0,0	363	58,1	0	0,0	NE			NE	NE	NE		NE	NE	NE	NE		NE	NE	NE	NE	NE	NE		NE	NE	NE
General disorders and administration site conditions	Localised oedema	Female	236	37,3	1	0,4	262	41,9	0	0,0		*	Quasi-complete separation of data points detected.				*	WARNING: Negative of Hessian not positive definite.			NE		Algorithm converged.	NE	NE	0,2920		NE		Algorithm converged.	NE	NE
General disorders and administration site conditions	Multiple organ dysfunction syndrome	Male	396	62,7	0	0,0	363	58,1	0	0,0	NE			NE	NE	NE		NE	NE	NE	NE		NE	NE	NE	NE	NE	NE		NE	NE	NE
General disorders and administration site conditions	Multiple organ dysfunction syndrome	Female	236	37,3	1	0,4	262	41,9	0	0,0		*	Quasi-complete separation of data points detected.				*	WARNING: Negative of Hessian not positive definite.			NE		Algorithm converged.	NE	NE	0,2920		NE		Algorithm converged.	NE	NE
General disorders and administration site conditions	Physical deconditioning	Male	396	62,7	0	0,0	363	58,1	0	0,0	NE			NE	NE	NE		NE	NE	NE	NE		NE	NE	NE	NE	NE	NE		NE	NE	NE
General disorders and administration site conditions	Physical deconditioning	Female	236	37,3	0	0,0	262	41,9	1	0,4		*	Quasi-complete separation of data points detected.				*	ERROR: Error in computing the link function, its derivatives, or the variance function.			0,00		Algorithm converged.	0,00	NE	0,3426		>999.99		Algorithm converged.	0,00	NE
General disorders and administration site conditions	Pyrexia	Male	396	62,7	0	0,0	363	58,1	0	0,0	NE			NE	NE	NE		NE	NE	NE	NE		NE	NE	NE	NE	NE	NE		NE	NE	NE
General disorders and administration site conditions	Pyrexia	Female	236	37,3	1	0,4	262	41,9	0	0,0		*	Quasi-complete separation of data points detected.				*	WARNING: Negative of Hessian not positive definite.			NE		Algorithm converged.	NE	NE	0,2920		NE		Algorithm converged.	NE	NE
Hepatobiliary disorders		Male	396	62,7	2	0,5	363	58,1	1	0,3	1,84		Convergence criterion (GCONV=1E-8) satisfied.	0,17	20,35	0,002		Algorithm converged.	-0,007	0,011	1,83		Algorithm converged.	0,17	20,13	0,6148	0,4776	0,55		Algorithm converged.	0,05	5,99
Hepatobiliary disorders		Female	236	37,3	1	0,4	262	41,9	2	0,8	0,55		Convergence criterion (GCONV=1E-8) satisfied.	0,05	6,14	-0,003		Algorithm converged.	-0,017	0,010	0,56		Algorithm converged.	0,05	6,08	0,6251		1,80		Algorithm converged.	0,16	19,74
Hepatobiliary disorders	Bile duct stenosis	Male	396	62,7	0	0,0	363	58,1	0	0,0	NE			NE	NE	NE		NE	NE	NE	NE		NE	NE	NE	NE	NE	NE		NE	NE	NE
Hepatobiliary disorders	Bile duct stenosis	Female	236	37,3	0	0,0	262	41,9	1	0,4		*	Quasi-complete separation of data points detected.				*	ERROR: Error in computing the link function, its derivatives, or the variance function.			0,00		Algorithm converged.	0,00	NE	0,3426		>999.99		Algorithm converged.	0,00	NE
Hepatobiliary disorders	Cholecystitis	Male	396	62,7	0	0,0	363	58,1	0	0,0	NE			NE	NE	NE		NE	NE	NE	NE		NE	NE	NE	NE	NE	NE		NE	NE	NE
Hepatobiliary disorders	Cholecystitis	Female	236	37,3	0	0,0	262	41,9	1	0,4		*	Quasi-complete separation of data points detected.				*	ERROR: Error in computing the link function, its derivatives, or the variance function.			0,00		Algorithm converged.	0,00	NE	0,3426		>999.99		Algorithm converged.	0,00	NE
Hepatobiliary disorders	Cholecystitis acute	Male	396	62,7	1	0,3	363	58,1	0	0,0		*	Quasi-complete separation of data points detected.				*	WARNING: The relative Hessian convergence criterion of 50.428711952 is greater than the limit of 0.0001. The convergence is questionable.			NE		Algorithm converged.	NE	NE	0,3384	NE	NE		Algorithm converged.	NE	NE
Hepatobiliary disorders	Cholecystitis acute	Female	236	37,3	0	0,0	262	41,9	0	0,0	NE			NE	NE	NE		NE	NE	NE	NE		NE	NE	NE	NE		NE		NE	NE	NE
Hepatobiliary disorders	Hepatic cirrhosis	Male	396	62,7	0	0,0	363	58,1	1	0,3		*	Quasi-complete separation of data points detected.				*	WARNING: Negative of Hessian not positive definite.			0,00		Algorithm converged.	0,00	NE	0,2963	0,0847	>999.99		Algorithm converged.	0,00	NE
Hepatobiliary disorders	Hepatic cirrhosis	Female	236	37,3	1	0,4	262	41,9	0	0,0		*	Quasi-complete separation of data points detected.				*	WARNING: Negative of Hessian not positive definite.			NE		Algorithm converged.	NE	NE	0,2920		NE		Algorithm converged.	NE	NE
Hepatobiliary disorders	Non-alcoholic steatohepatitis	Male	396	62,7	1	0,3	363	58,1	0	0,0		*	Quasi-complete separation of data points detected.				*	WARNING: The relative Hessian convergence criterion of 53.68217724 is greater than the limit of 0.0001. The convergence is questionable.			NE		Algorithm converged.	NE	NE	0,3384	NE	NE		Algorithm converged.	NE	NE
Hepatobiliary disorders	Non-alcoholic steatohepatitis	Female	236	37,3	0	0,0	262	41,9	0	0,0	NE			NE	NE	NE		NE	NE	NE	NE		NE	NE	NE	NE		NE		NE	NE	NE
Infections and infestations		Male	396	62,7	11	2,8	363	58,1	18	5,0	0,55		Convergence criterion (GCONV=1E-8) satisfied.	0,26	1,18	-0,022		Algorithm converged.	-0,049	0,006	0,56		Algorithm converged.	0,27	1,17	0,1177	0,9010	1,79		Algorithm converged.	0,85	3,73
Infections and infestations		Female	236	37,3	6	2,5	262	41,9	11	4,2	0,60		Convergence criterion (GCONV=1E-8) satisfied.	0,22	1,64	-0,017		Algorithm converged.	-0,048	0,015	0,61		Algorithm converged.	0,23	1,61	0,3100		1,65		Algorithm converged.	0,62	4,40
Infections and infestations	Arthritis bacterial	Male	396	62,7	0	0,0	363	58,1	1	0,3		*	Quasi-complete separation of data points detected.				*	WARNING: Negative of Hessian not positive definite.			0,00		Algorithm converged.	0,00	NE	0,2963	NE	>999.99		Algorithm converged.	0,00	NE
Infections and infestations	Arthritis bacterial	Female	236	37,3	0	0,0	262	41,9	0	0,0	NE			NE	NE	NE		NE	NE	NE	NE		NE	NE	NE	NE		NE		NE	NE	NE
Infections and infestations	COVID-19	Male	396	62,7	0	0,0	363	58,1	0	0,0	NE			NE	NE	NE		NE	NE	NE	NE		NE	NE	NE	NE	NE	NE		NE	NE	NE
Infections and infestations	COVID-19	Female	236	37,3	3	1,3	262	41,9	0	0,0		*	Quasi-complete separation of data points detected.				*	WARNING: Negative of Hessian not positive definite.			NE		Algorithm converged.	NE	NE	0,0675		NE		Algorithm converged.	NE	NE
Infections and infestations	Cellulitis	Male	396	62,7	2	0,5	363	58,1	3	0,8	0,61		Convergence criterion (GCONV=1E-8) satisfied.	0,10	3,67	-0,003		Algorithm converged.	-0,015	0,008	0,61		Algorithm converged.	0,10	3,64	0,5848	0,2300	1,64		Algorithm converged.	0,27	9,74
Infections and infestations	Cellulitis	Female	236	37,3	0	0,0	262	41,9	2	0,8		*	Quasi-complete separation of data points detected.				*	ERROR: Error in computing the link function, its derivatives, or the variance function.			0,00		Algorithm converged.	0,00	NE	0,1791		>999.99		Algorithm converged.	0,00	NE
Infections and infestations	Cholecystitis infective	Male	396	62,7	1	0,3	363	58,1	0	0,0		*	Quasi-complete separation of data points detected.				*	WARNING: The relative Hessian convergence criterion of 52.004609201 is greater than the limit of 0.0001. The convergence is questionable.			NE		Algorithm converged.	NE	NE	0,3384	NE	NE		Algorithm converged.	NE	NE
Infections and infestations	Cholecystitis infective	Female	236	37,3	0	0,0	262	41,9	0	0,0	NE			NE	NE	NE		NE	NE	NE	NE		NE	NE	NE	NE		NE		NE	NE	NE
Infections and infestations	Clostridium difficile colitis	Male	396	62,7	0	0,0	363	58,1	1	0,3		*	Quasi-complete separation of data points detected.				*	WARNING: Negative of Hessian not positive definite.			0,00		Algorithm converged.	0,00	NE	0,2963	NE	>999.99		Algorithm converged.	0,00	NE
Infections and infestations	Clostridium difficile colitis	Female	236	37,3	0	0,0	262	41,9	0	0,0	NE			NE	NE	NE		NE	NE	NE	NE		NE	NE	NE	NE		NE		NE	NE	NE
Infections and infestations	Conjunctivitis	Male	396	62,7	0	0,0	363	58,1	1	0,3		*	Quasi-complete separation of data points detected.				*	WARNING: Negative of Hessian not positive definite.			0,00		Algorithm converged.	0,00	NE	0,2963	NE	>999.99		Algorithm converged.	0,00	NE
Infections and infestations	Conjunctivitis	Female	236	37,3	0	0,0	262	41,9	0	0,0	NE			NE	NE	NE		NE	NE	NE	NE		NE	NE	NE	NE		NE		NE	NE	NE
Infections and infestations	Coronavirus infection	Male	396	62,7	0	0,0	363	58,1	1	0,3		*	Quasi-complete separation of data points detected.				*	WARNING: Negative of Hessian not positive definite.			0,00		Algorithm converged.	0,00	NE	0,2963	NE	>999.99		Algorithm converged.	0,00	NE
Infections and infestations	Coronavirus infection	Female	236	37,3	0	0,0	262	41,9	0	0,0	NE			NE	NE	NE		NE	NE	NE	NE		NE	NE	NE	NE		NE		NE	NE	NE
Infections and infestations	Diabetic foot infection	Male	396	62,7	1	0,3	363	58,1	0	0,0		*	Quasi-complete separation of data points detected.				*	WARNING: The relative Hessian convergence criterion of 52.004609201 is greater than the limit of 0.0001. The convergence is questionable.			NE		Algorithm converged.	NE	NE	0,3384	NE	NE		Algorithm converged.	NE	NE
Infections and infestations	Diabetic foot infection	Female	236	37,3	0	0,0	262	41,9	0	0,0	NE			NE	NE	NE		NE	NE	NE	NE		NE	NE	NE	NE		NE		NE	NE	NE
Infections and infestations	Diabetic gangrene	Male	396	62,7	1	0,3	363	58,1	0	0,0		*	Quasi-complete separation of data points detected.				*	WARNING: The relative Hessian convergence criterion of 53.68217724 is greater than the limit of 0.0001. The convergence is questionable.			NE		Algorithm converged.	NE	NE	0,3384	0,1076	NE		Algorithm converged.	NE	NE
Infections and infestations	Diabetic gangrene	Female	236	37,3	0	0,0	262	41,9	1	0,4		*	Quasi-complete separation of data points detected.				*	ERROR: Error in computing the link function, its derivatives, or the variance function.			0,00		Algorithm converged.	0,00	NE	0,3426		>999.99		Algorithm converged.	0,00	NE
Infections and infestations	Diverticulitis	Male	396	62,7	0	0,0	363	58,1	0	0,0	NE			NE	NE	NE		NE	NE	NE	NE		NE	NE	NE	NE	NE	NE		NE	NE	NE
Infections and infestations	Diverticulitis	Female	236	37,3	0	0,0	262	41,9	1	0,4		*	Quasi-complete separation of data points detected.				*	ERROR: Error in computing the link function, its derivatives, or the variance function.			0,00		Algorithm converged.	0,00	NE	0,3426		>999.99		Algorithm converged.	0,00	NE
Infections and infestations	Endophthalmitis	Male	396	62,7	2	0,5	363	58,1	1	0,3	1,84		Convergence criterion (GCONV=1E-8) satisfied.	0,17	20,35	0,002		Algorithm converged.	-0,007	0,011	1,83		Algorithm converged.	0,17	20,13	0,6148	1,0000	0,55		Algorithm converged.	0,05	5,99
Infections and infestations	Endophthalmitis	Female	236	37,3	0	0,0	262	41,9	0	0,0	NE			NE	NE	NE		NE	NE	NE	NE		NE	NE	NE	NE		NE		NE	NE	NE
Infections and infestations	Erysipelas	Male	396	62,7	0	0,0	363	58,1	0	0,0	NE			NE	NE	NE		NE	NE	NE	NE		NE	NE	NE	NE	NE	NE		NE	NE	NE
Infections and infestations	Erysipelas	Female	236	37,3	1	0,4	262	41,9	0	0,0		*	Quasi-complete separation of data points detected.				*	WARNING: Negative of Hessian not positive definite.			NE		Algorithm converged.	NE	NE	0,2920		NE		Algorithm converged.	NE	NE
Infections and infestations	Escherichia sepsis	Male	396	62,7	0	0,0	363	58,1	0	0,0	NE			NE	NE	NE		NE	NE	NE	NE		NE	NE	NE	NE	NE	NE		NE	NE	NE
Infections and infestations	Escherichia sepsis	Female	236	37,3	0	0,0	262	41,9	1	0,4		*	Quasi-complete separation of data points detected.				*	ERROR: Error in computing the link function, its derivatives, or the variance function.			0,00		Algorithm converged.	0,00	NE	0,3426		>999.99		Algorithm converged.	0,00	NE
Infections and infestations	Gallbladder empyema	Male	396	62,7	0	0,0	363	58,1	0	0,0	NE			NE	NE	NE		NE	NE	NE	NE		NE	NE	NE	NE	NE	NE		NE	NE	NE
Infections and infestations	Gallbladder empyema	Female	236	37,3	0	0,0	262	41,9	1	0,4		*	Quasi-complete separation of data points detected.				*	ERROR: Error in computing the link function, its derivatives, or the variance function.			0,00		Algorithm converged.	0,00	NE	0,3426		>999.99		Algorithm converged.	0,00	NE
Infections and infestations	Gangrene	Male	396	62,7	1	0,3	363	58,1	0	0,0		*	Quasi-complete separation of data points detected.				*	WARNING: The relative Hessian convergence criterion of 50.428711952 is greater than the limit of 0.0001. The convergence is questionable.			NE		Algorithm converged.	NE	NE	0,3384	NE	NE		Algorithm converged.	NE	NE
Infections and infestations	Gangrene	Female	236	37,3	0	0,0	262	41,9	0	0,0	NE			NE	NE	NE		NE	NE	NE	NE		NE	NE	NE	NE		NE		NE	NE	NE
Infections and infestations	Gastroenteritis	Male	396	62,7	0	0,0	363	58,1	1	0,3		*	Quasi-complete separation of data points detected.				*	WARNING: Negative of Hessian not positive definite.			0,00		Algorithm converged.	0,00	NE	0,2963	NE	>999.99		Algorithm converged.	0,00	NE
Infections and infestations	Gastroenteritis	Female	236	37,3	0	0,0	262	41,9	0	0,0	NE			NE	NE	NE		NE	NE	NE	NE		NE	NE	NE	NE		NE		NE	NE	NE
Infections and infestations	Infective thrombosis	Male	396	62,7	0	0,0	363	58,1	0	0,0	NE			NE	NE	NE		NE	NE	NE	NE		NE	NE	NE	NE	NE	NE		NE	NE	NE
Infections and infestations	Infective thrombosis	Female	236	37,3	0	0,0	262	41,9	1	0,4		*	Quasi-complete separation of data points detected.				*	ERROR: Error in computing the link function, its derivatives, or the variance function.			0,00		Algorithm converged.	0,00	NE	0,3426		>999.99		Algorithm converged.	0,00	NE
Infections and infestations	Influenza	Male	396	62,7	0	0,0	363	58,1	0	0,0	NE			NE	NE	NE		NE	NE	NE	NE		NE	NE	NE	NE	NE	NE		NE	NE	NE
Infections and infestations	Influenza	Female	236	37,3	0	0,0	262	41,9	1	0,4		*	Quasi-complete separation of data points detected.				*	ERROR: Error in computing the link function, its derivatives, or the variance function.			0,00		Algorithm converged.	0,00	NE	0,3426		>999.99		Algorithm converged.	0,00	NE
Infections and infestations	Intervertebral discitis	Male	396	62,7	0	0,0	363	58,1	1	0,3		*	Quasi-complete separation of data points detected.				*	WARNING: Negative of Hessian not positive definite.			0,00		Algorithm converged.	0,00	NE	0,2963	NE	>999.99		Algorithm converged.	0,00	NE
Infections and infestations	Intervertebral discitis	Female	236	37,3	0	0,0	262	41,9	0	0,0	NE			NE	NE	NE		NE	NE	NE	NE		NE	NE	NE	NE		NE		NE	NE	NE
Infections and infestations	Keratitis viral	Male	396	62,7	1	0,3	363	58,1	0	0,0		*	Quasi-complete separation of data points detected.				*	WARNING: The relative Hessian convergence criterion of 53.68217724 is greater than the limit of 0.0001. The convergence is questionable.			NE		Algorithm converged.	NE	NE	0,3384	NE	NE		Algorithm converged.	NE	NE
Infections and infestations	Keratitis viral	Female	236	37,3	0	0,0	262	41,9	0	0,0	NE			NE	NE	NE		NE	NE	NE	NE		NE	NE	NE	NE		NE		NE	NE	NE
Infections and infestations	Localised infection	Male	396	62,7	1	0,3	363	58,1	1	0,3	0,92		Convergence criterion (GCONV=1E-8) satisfied.	0,06	14,71	0,000		Algorithm converged.	-0,008	0,007	0,92		Algorithm converged.	0,06	14,60	0,9509	1,0000	1,09		Algorithm converged.	0,07	17,38
Infections and infestations	Localised infection	Female	236	37,3	0	0,0	262	41,9	0	0,0	NE			NE	NE	NE		NE	NE	NE	NE		NE	NE	NE	NE		NE		NE	NE	NE
Infections and infestations	Lung abscess	Male	396	62,7	0	0,0	363	58,1	0	0,0	NE			NE	NE	NE		NE	NE	NE	NE		NE	NE	NE	NE	NE	NE		NE	NE	NE
Infections and infestations	Lung abscess	Female	236	37,3	0	0,0	262	41,9	1	0,4		*	Quasi-complete separation of data points detected.				*	ERROR: Error in computing the link function, its derivatives, or the variance function.			0,00		Algorithm converged.	0,00	NE	0,3426		>999.99		Algorithm converged.	0,00	NE
Infections and infestations	Osteomyelitis	Male	396	62,7	1	0,3	363	58,1	4	1,1	0,23		Convergence criterion (GCONV=1E-8) satisfied.	0,03	2,04	-0,008		Algorithm converged.	-0,020	0,003	0,23		Algorithm converged.	0,03	2,04	0,1487	0,3781	4,36		Algorithm converged.	0,49	38,86
Infections and infestations	Osteomyelitis	Female	236	37,3	1	0,4	262	41,9	1	0,4	1,11		Convergence criterion (GCONV=1E-8) satisfied.	0,07	17,86	0,000		Algorithm converged.	-0,011	0,012	1,11		Algorithm converged.	0,07	17,65	0,9410		0,90		Algorithm converged.	0,06	14,32
Infections and infestations	Pneumonia	Male	396	62,7	2	0,5	363	58,1	3	0,8	0,61		Convergence criterion (GCONV=1E-8) satisfied.	0,10	3,67	-0,003		Algorithm converged.	-0,015	0,008	0,61		Algorithm converged.	0,10	3,64	0,5848	0,2300	1,64		Algorithm converged.	0,27	9,74
Infections and infestations	Pneumonia	Female	236	37,3	0	0,0	262	41,9	2	0,8		*	Quasi-complete separation of data points detected.				*	ERROR: Error in computing the link function, its derivatives, or the variance function.			0,00		Algorithm converged.	0,00	NE	0,1791		>999.99		Algorithm converged.	0,00	NE
Infections and infestations	Pneumonia bacterial	Male	396	62,7	0	0,0	363	58,1	0	0,0	NE			NE	NE	NE		NE	NE	NE	NE		NE	NE	NE	NE	NE	NE		NE	NE	NE
Infections and infestations	Pneumonia bacterial	Female	236	37,3	0	0,0	262	41,9	1	0,4		*	Quasi-complete separation of data points detected.				*	ERROR: Error in computing the link function, its derivatives, or the variance function.			0,00		Algorithm converged.	0,00	NE	0,3426		>999.99		Algorithm converged.	0,00	NE
Infections and infestations	Pneumonia escherichia	Male	396	62,7	0	0,0	363	58,1	0	0,0	NE			NE	NE	NE		NE	NE	NE	NE		NE	NE	NE	NE	NE	NE		NE	NE	NE
Infections and infestations	Pneumonia escherichia	Female	236	37,3	0	0,0	262	41,9	1	0,4		*	Quasi-complete separation of data points detected.				*	ERROR: Error in computing the link function, its derivatives, or the variance function.			0,00		Algorithm converged.	0,00	NE	0,3426		>999.99		Algorithm converged.	0,00	NE
Infections and infestations	Pseudomonal sepsis	Male	396	62,7	0	0,0	363	58,1	1	0,3		*	Quasi-complete separation of data points detected.				*	WARNING: Negative of Hessian not positive definite.			0,00		Algorithm converged.	0,00	NE	0,2963	NE	>999.99		Algorithm converged.	0,00	NE
Infections and infestations	Pseudomonal sepsis	Female	236	37,3	0	0,0	262	41,9	0	0,0	NE			NE	NE	NE		NE	NE	NE	NE		NE	NE	NE	NE		NE		NE	NE	NE
Infections and infestations	Sepsis	Male	396	62,7	0	0,0	363	58,1	4	1,1		*	Quasi-complete separation of data points detected.				*	WARNING: Negative of Hessian not positive definite.			0,00		Algorithm converged.	0,00	NE	0,0363	1,0000	>999.99		Algorithm converged.	0,00	NE
Infections and infestations	Sepsis	Female	236	37,3	0	0,0	262	41,9	1	0,4		*	Quasi-complete separation of data points detected.				*	ERROR: Error in computing the link function, its derivatives, or the variance function.			0,00		Algorithm converged.	0,00	NE	0,3426		>999.99		Algorithm converged.	0,00	NE
Infections and infestations	Septic coagulopathy	Male	396	62,7	1	0,3	363	58,1	0	0,0		*	Quasi-complete separation of data points detected.				*	WARNING: The relative Hessian convergence criterion of 50.428711952 is greater than the limit of 0.0001. The convergence is questionable.			NE		Algorithm converged.	NE	NE	0,3384	NE	NE		Algorithm converged.	NE	NE
Infections and infestations	Septic coagulopathy	Female	236	37,3	0	0,0	262	41,9	0	0,0	NE			NE	NE	NE		NE	NE	NE	NE		NE	NE	NE	NE		NE		NE	NE	NE
Infections and infestations	Upper respiratory tract infection	Male	396	62,7	0	0,0	363	58,1	0	0,0	NE			NE	NE	NE		NE	NE	NE	NE		NE	NE	NE	NE	1,0000	NE		NE	NE	NE
Infections and infestations	Upper respiratory tract infection	Female	236	37,3	1	0,4	262	41,9	1	0,4	1,11		Convergence criterion (GCONV=1E-8) satisfied.	0,07	17,86	0,000		Algorithm converged.	-0,011	0,012	1,11		Algorithm converged.	0,07	17,65	0,9410		0,90		Algorithm converged.	0,06	14,32

Infections and infestations	Urinary tract infection	Male	396	62,7	0	0,0	363	58,1	0	0,0	NE			NE	NE	NE		NE	NE	NE	NE	NE	NE	NE	NE	NE	NE	NE	NE	NE	NE	NE	NE	NE
Infections and infestations	Urinary tract infection	Female	236	37,3	0	0,0	262	41,9	1	0,4		*	Quasi-complete separation of data points detected.				*	ERROR: Error in computing the link function, its derivatives, or the variance function.				0,00	Algorithm converged.	0,00	NE	0,3426		>999,99	Algorithm converged.	0,00	NE		
Injury, poisoning and procedural complications		Male	396	62,7	6	1,5	363	58,1	4	1,1	1,38		Convergence criterion (GCONV=1E-8) satisfied.	0,39	4,83	0,004		Algorithm converged.	-0,012	0,020	1,37	Algorithm converged.	0,33	4,83	0,6182	0,8873	0,73	Algorithm converged.	0,21	2,58		
Injury, poisoning and procedural complications		Female	236	37,3	7	3,0	262	41,9	5	1,9	1,57		Convergence criterion (GCONV=1E-8) satisfied.	0,49	5,02	0,011		Algorithm converged.	-0,017	0,038	1,53	Algorithm converged.	0,50	4,83	0,4426		0,64	Algorithm converged.	0,21	2,00		
Injury, poisoning and procedural complications	Ankle fracture	Male	396	62,7	0	0,0	363	58,1	0	0,0	NE			NE	NE	NE		NE	NE	NE	NE	NE	NE	NE	NE	NE	NE	NE	NE	NE	NE	NE	NE	NE
Injury, poisoning and procedural complications	Ankle fracture	Female	236	37,3	0	0,0	262	41,9	1	0,4		*	Quasi-complete separation of data points detected.				*	ERROR: Error in computing the link function, its derivatives, or the variance function.				0,00	Algorithm converged.	0,00	NE	0,3426		>999,99	Algorithm converged.	0,00	NE		
Injury, poisoning and procedural complications	Cataract traumatic	Male	396	62,7	1	0,3	363	58,1	0	0,0		*	Quasi-complete separation of data points detected.				*	WARNING: The relative Hessian convergence criterion of 50.428711952 is greater than the limit of 0.0001. The convergence is questionable.				NE	Algorithm converged.	NE	NE	0,3384	NE	NE	Algorithm converged.	NE	NE		
Injury, poisoning and procedural complications	Cataract traumatic	Female	236	37,3	0	0,0	262	41,9	0	0,0	NE			NE	NE	NE		NE	NE	NE	NE	NE	NE	NE	NE	NE	NE	NE	NE	NE	NE	NE	NE	NE
Injury, poisoning and procedural complications	Corneal abrasion	Male	396	62,7	0	0,0	363	58,1	0	0,0	NE			NE	NE	NE		NE	NE	NE	NE	NE	NE	NE	NE	NE	NE	NE	NE	NE	NE	NE	NE	NE
Injury, poisoning and procedural complications	Corneal abrasion	Female	236	37,3	1	0,4	262	41,9	0	0,0		*	Quasi-complete separation of data points detected.				*	WARNING: Negative of Hessian not positive definite.				NE	Algorithm converged.	NE	NE	0,2920		NE	Algorithm converged.	NE	NE		
Injury, poisoning and procedural complications	Fall	Male	396	62,7	2	0,5	363	58,1	0	0,0		*	Quasi-complete separation of data points detected.				*	WARNING: Negative of Hessian not positive definite.				NE	Algorithm converged.	NE	NE	0,1754	0,1054	NE	Algorithm converged.	NE	NE		
Injury, poisoning and procedural complications	Fall	Female	236	37,3	1	0,4	262	41,9	2	0,8	0,53		Convergence criterion (GCONV=1E-8) satisfied.	0,05	6,14	-0,003		Algorithm converged.	-0,017	0,010	0,54	Algorithm converged.	0,05	6,04	0,6251		1,80	Algorithm converged.	0,16	19,74		
Injury, poisoning and procedural complications	Femoral neck fracture	Male	396	62,7	1	0,3	363	58,1	0	0,0		*	Quasi-complete separation of data points detected.				*	WARNING: The relative Hessian convergence criterion of 50.428711952 is greater than the limit of 0.0001. The convergence is questionable.				NE	Algorithm converged.	NE	NE	0,3384	0,0587	NE	Algorithm converged.	NE	NE		
Injury, poisoning and procedural complications	Femoral neck fracture	Female	236	37,3	0	0,0	262	41,9	2	0,8		*	Quasi-complete separation of data points detected.				*	ERROR: Error in computing the link function, its derivatives, or the variance function.				0,00	Algorithm converged.	0,00	NE	0,1791		>999,99	Algorithm converged.	0,00	NE		
Injury, poisoning and procedural complications	Femur fracture	Male	396	62,7	0	0,0	363	58,1	1	0,3		*	Quasi-complete separation of data points detected.				*	WARNING: Negative of Hessian not positive definite.				0,00	Algorithm converged.	0,00	NE	0,2963	0,0847	>999,99	Algorithm converged.	0,00	NE		
Injury, poisoning and procedural complications	Femur fracture	Female	236	37,3	1	0,4	262	41,9	0	0,0		*	Quasi-complete separation of data points detected.				*	WARNING: Negative of Hessian not positive definite.				NE	Algorithm converged.	NE	NE	0,2920		NE	Algorithm converged.	NE	NE		
Injury, poisoning and procedural complications	Hand fracture	Male	396	62,7	0	0,0	363	58,1	0	0,0	NE			NE	NE	NE		NE	NE	NE	NE	NE	NE	NE	NE	NE	NE	NE	NE	NE	NE	NE	NE	NE
Injury, poisoning and procedural complications	Hand fracture	Female	236	37,3	1	0,4	262	41,9	0	0,0		*	Quasi-complete separation of data points detected.				*	WARNING: Negative of Hessian not positive definite.				NE	Algorithm converged.	NE	NE	0,2920		NE	Algorithm converged.	NE	NE		
Injury, poisoning and procedural complications	Head injury	Male	396	62,7	1	0,3	363	58,1	0	0,0		*	Quasi-complete separation of data points detected.				*	WARNING: The relative Hessian convergence criterion of 50.428711952 is greater than the limit of 0.0001. The convergence is questionable.				NE	Algorithm converged.	NE	NE	0,3384	0,1076	NE	Algorithm converged.	NE	NE		
Injury, poisoning and procedural complications	Head injury	Female	236	37,3	0	0,0	262	41,9	1	0,4		*	Quasi-complete separation of data points detected.				*	ERROR: Error in computing the link function, its derivatives, or the variance function.				0,00	Algorithm converged.	0,00	NE	0,3426		>999,99	Algorithm converged.	0,00	NE		
Injury, poisoning and procedural complications	Hip fracture	Male	396	62,7	0	0,0	363	58,1	0	0,0	NE			NE	NE	NE		NE	NE	NE	NE	NE	NE	NE	NE	NE	NE	NE	NE	NE	NE	NE	NE	NE
Injury, poisoning and procedural complications	Hip fracture	Female	236	37,3	1	0,4	262	41,9	0	0,0		*	Quasi-complete separation of data points detected.				*	WARNING: Negative of Hessian not positive definite.				NE	Algorithm converged.	NE	NE	0,2920		NE	Algorithm converged.	NE	NE		
Injury, poisoning and procedural complications	Ligament sprain	Male	396	62,7	1	0,3	363	58,1	0	0,0		*	Quasi-complete separation of data points detected.				*	WARNING: The relative Hessian convergence criterion of 50.428711952 is greater than the limit of 0.0001. The convergence is questionable.				NE	Algorithm converged.	NE	NE	0,3384	1,0000	NE	Algorithm converged.	NE	NE		
Injury, poisoning and procedural complications	Ligament sprain	Female	236	37,3	1	0,4	262	41,9	0	0,0		*	Quasi-complete separation of data points detected.				*	WARNING: Negative of Hessian not positive definite.				NE	Algorithm converged.	NE	NE	0,2920		NE	Algorithm converged.	NE	NE		
Injury, poisoning and procedural complications	Limb injury	Male	396	62,7	1	0,3	363	58,1	0	0,0		*	Quasi-complete separation of data points detected.				*	WARNING: The relative Hessian convergence criterion of 50.428711952 is greater than the limit of 0.0001. The convergence is questionable.				NE	Algorithm converged.	NE	NE	0,3384	NE	NE	Algorithm converged.	NE	NE		
Injury, poisoning and procedural complications	Limb injury	Female	236	37,3	0	0,0	262	41,9	0	0,0	NE			NE	NE	NE		NE	NE	NE	NE	NE	NE	NE	NE	NE	NE	NE	NE	NE	NE	NE	NE	NE
Injury, poisoning and procedural complications	Nail avulsion	Male	396	62,7	0	0,0	363	58,1	1	0,3		*	Quasi-complete separation of data points detected.				*	WARNING: Negative of Hessian not positive definite.				0,00	Algorithm converged.	0,00	NE	0,2963	NE	>999,99	Algorithm converged.	0,00	NE		
Injury, poisoning and procedural complications	Nail avulsion	Female	236	37,3	0	0,0	262	41,9	0	0,0	NE			NE	NE	NE		NE	NE	NE	NE	NE	NE	NE	NE	NE	NE	NE	NE	NE	NE	NE	NE	NE
Injury, poisoning and procedural complications	Overdose	Male	396	62,7	0	0,0	363	58,1	1	0,3		*	Quasi-complete separation of data points detected.				*	WARNING: Negative of Hessian not positive definite.				0,00	Algorithm converged.	0,00	NE	0,2963	1,0000	>999,99	Algorithm converged.	0,00	NE		
Injury, poisoning and procedural complications	Overdose	Female	236	37,3	0	0,0	262	41,9	1	0,4		*	Quasi-complete separation of data points detected.				*	ERROR: Error in computing the link function, its derivatives, or the variance function.				0,00	Algorithm converged.	0,00	NE	0,3426		>999,99	Algorithm converged.	0,00	NE		
Injury, poisoning and procedural complications	Pelvic fracture	Male	396	62,7	1	0,3	363	58,1	0	0,0		*	Quasi-complete separation of data points detected.				*	WARNING: The relative Hessian convergence criterion of 50.428711952 is greater than the limit of 0.0001. The convergence is questionable.				NE	Algorithm converged.	NE	NE	0,3384	NE	NE	Algorithm converged.	NE	NE		
Injury, poisoning and procedural complications	Pelvic fracture	Female	236	37,3	0	0,0	262	41,9	0	0,0	NE			NE	NE	NE		NE	NE	NE	NE	NE	NE	NE	NE	NE	NE	NE	NE	NE	NE	NE	NE	NE
Injury, poisoning and procedural complications	Skull fractured base	Male	396	62,7	0	0,0	363	58,1	0	0,0	NE			NE	NE	NE		NE	NE	NE	NE	NE	NE	NE	NE	NE	NE	NE	NE	NE	NE	NE	NE	NE
Injury, poisoning and procedural complications	Skull fractured base	Female	236	37,3	0	0,0	262	41,9	1	0,4		*	Quasi-complete separation of data points detected.				*	ERROR: Error in computing the link function, its derivatives, or the variance function.				0,00	Algorithm converged.	0,00	NE	0,3426		>999,99	Algorithm converged.	0,00	NE		
Injury, poisoning and procedural complications	Spinal compression fracture	Male	396	62,7	1	0,3	363	58,1	0	0,0		*	Quasi-complete separation of data points detected.				*	WARNING: The relative Hessian convergence criterion of 53.68217724 is greater than the limit of 0.0001. The convergence is questionable.				NE	Algorithm converged.	NE	NE	0,3384	NE	NE	Algorithm converged.	NE	NE		
Injury, poisoning and procedural complications	Spinal compression fracture	Female	236	37,3	0	0,0	262	41,9	0	0,0	NE			NE	NE	NE		NE	NE	NE	NE	NE	NE	NE	NE	NE	NE	NE	NE	NE	NE	NE	NE	NE
Injury, poisoning and procedural complications	Tooth fracture	Male	396	62,7	0	0,0	363	58,1	1	0,3		*	Quasi-complete separation of data points detected.				*	WARNING: Negative of Hessian not positive definite.				0,00	Algorithm converged.	0,00	NE	0,2963	NE	>999,99	Algorithm converged.	0,00	NE		
Injury, poisoning and procedural complications	Tooth fracture	Female	236	37,3	0	0,0	262	41,9	0	0,0	NE			NE	NE	NE		NE	NE	NE	NE	NE	NE	NE	NE	NE	NE	NE	NE	NE	NE	NE	NE	NE
Injury, poisoning and procedural complications	Wrist fracture	Male	396	62,7	0	0,0	363	58,1	0	0,0	NE			NE	NE	NE		NE	NE	NE	NE	NE	NE	NE	NE	NE	NE	NE	NE	NE	NE	NE	NE	NE
Injury, poisoning and procedural complications	Wrist fracture	Female	236	37,3	1	0,4	262	41,9	0	0,0		*	Quasi-complete separation of data points detected.				*	WARNING: Negative of Hessian not positive definite.				NE	Algorithm converged.	NE	NE	0,2920		NE	Algorithm converged.	NE	NE		
Investigations		Male	396	62,7	1	0,3	363	58,1	0	0,0		*	Quasi-complete separation of data points detected.				*	WARNING: The relative Hessian convergence criterion of 53.68217724 is greater than the limit of 0.0001. The convergence is questionable.				NE	Algorithm converged.	NE	NE	0,3384	NE	NE	Algorithm converged.	NE	NE		
Investigations		Female	236	37,3	0	0,0	262	41,9	0	0,0	NE			NE	NE	NE		NE	NE	NE	NE	NE	NE	NE	NE	NE	NE	NE	NE	NE	NE	NE	NE	NE
Investigations	Blood potassium increased	Male	396	62,7	1	0,3	363	58,1	0	0,0		*	Quasi-complete separation of data points detected.				*	WARNING: The relative Hessian convergence criterion of 53.68217724 is greater than the limit of 0.0001. The convergence is questionable.				NE	Algorithm converged.	NE	NE	0,3384	NE	NE	Algorithm converged.	NE	NE		
Investigations	Blood potassium increased	Female	236	37,3	0	0,0	262	41,9	0	0,0	NE			NE	NE	NE		NE	NE	NE	NE	NE	NE	NE	NE	NE	NE	NE	NE	NE	NE	NE	NE	NE
Metabolism and nutrition disorders		Male	396	62,7	5	1,3	363	58,1	1	0,3	4,63		Convergence criterion (GCONV=1E-8) satisfied.	0,54	59,81	0,010		Algorithm converged.	-0,002	0,022	4,58	Algorithm converged.	0,54	39,03	0,1253	0,1680	0,22	Algorithm converged.	0,03	1,84		
Metabolism and nutrition disorders		Female	236	37,3	4	1,7	262	41,9	4	1,5	0,83		Convergence criterion (GCONV=1E-8) satisfied.	0,18	3,75	-0,003		Algorithm converged.	-0,023	0,018	0,83	Algorithm converged.	0,13	3,68	0,8091		1,23	Algorithm converged.	0,27	5,31		
Metabolism and nutrition disorders	Dehydration	Male	396	62,7	1	0,3	363	58,1	0	0,0		*	Quasi-complete separation of data points detected.				*	WARNING: The relative Hessian convergence criterion of 50.428711952 is greater than the limit of 0.0001. The convergence is questionable.				NE	Algorithm converged.	NE	NE	0,3384	0,2140	NE	Algorithm converged.	NE	NE		
Metabolism and nutrition disorders	Dehydration	Female	236	37,3	1	0,4	262	41,9	2	0,8	0,53		Convergence criterion (GCONV=1E-8) satisfied.	0,05	6,14	-0,003		Algorithm converged.	-0,017	0,010	0,54	Algorithm converged.	0,05	6,04	0,6251		1,80	Algorithm converged.	0,16	19,74		
Metabolism and nutrition disorders	Diabetic endorgan damage	Male	396	62,7	0	0,0	363	58,1	0	0,0	NE			NE	NE	NE		NE	NE	NE	NE	NE	NE	NE	NE	NE	NE	NE	NE	NE	NE	NE	NE	NE
Metabolism and nutrition disorders	Diabetic endorgan damage	Female	236	37,3	0	0,0	262	41,9	1	0,4		*	Quasi-complete separation of data points detected.				*	ERROR: Error in computing the link function, its derivatives, or the variance function.				0,00	Algorithm converged.	0,00	NE	0,3426		>999,99	Algorithm converged.	0,00	NE		
Metabolism and nutrition disorders	Diabetic ketoacidosis	Male	396	62,7	0	0,0	363	58,1	1	0,3		*	Quasi-complete separation of data points detected.				*	WARNING: Negative of Hessian not positive definite.				0,00	Algorithm converged.	0,00	NE	0,2963	NE	>999,99	Algorithm converged.	0,00	NE		
Metabolism and nutrition disorders	Diabetic ketoacidosis	Female	236	37,3	0	0,0	262	41,9	0	0,0	NE			NE	NE	NE		NE	NE	NE	NE	NE	NE	NE	NE	NE	NE	NE	NE	NE	NE	NE	NE	NE
Metabolism and nutrition disorders	Hyperglycaemia	Male	396	62,7	0	0,0	363	58,1	0	0,0	NE			NE	NE	NE		NE	NE	NE	NE	NE	NE	NE	NE	NE	NE	NE	NE	NE	NE	NE	NE	NE
Metabolism and nutrition disorders	Hyperglycaemia	Female	236	37,3	1	0,4	262	41,9	0	0,0		*	Quasi-complete separation of data points detected.				*	WARNING: Negative of Hessian not positive definite.				NE	Algorithm converged.	NE	NE	0,2920		NE	Algorithm converged.	NE	NE		
Metabolism and nutrition disorders	Hyperkalaemia	Male	396	62,7	1	0,3	363	58,1	0	0,0		*	Quasi-complete separation of data points detected.				*	WARNING: The relative Hessian convergence criterion of 52.004603201 is greater than the limit of 0.0001. The convergence is questionable.				NE	Algorithm converged.	NE	NE	0,3384	1,0000	NE	Algorithm converged.	NE	NE		
Metabolism and nutrition disorders	Hyperkalaemia	Female	236	37,3	1	0,4	262	41,9	0	0,0		*	Quasi-complete separation of data points detected.				*	WARNING: Negative of Hessian not positive definite.				NE	Algorithm converged.	NE	NE	0,2920		NE	Algorithm converged.	NE	NE		
Metabolism and nutrition disorders	Hypoglycaemia	Male	396	62,7	3	0,8	363	58,1	0	0,0		*	Quasi-complete separation of data points detected.				*	WARNING: Negative of Hessian not positive definite.				NE	Algorithm converged.	NE	NE	0,2963	1,0000	NE	Algorithm converged.	NE	NE		
Metabolism and nutrition disorders	Hypoglycaemia	Female	236	37,3	1	0,4	262	41,9	0	0,0		*	Quasi-complete separation of data points detected.				*	WARNING: Negative of Hessian not positive definite.				NE	Algorithm converged.	NE	NE	0,2920		NE	Algorithm converged.	NE	NE		
Metabolism and nutrition disorders	Type 1 diabetes mellitus	Male	396	62,7	0	0,0	363	58,1	0	0,0	NE			NE	NE	NE		NE	NE	NE	NE	NE	NE	NE	NE	NE	NE	NE	NE	NE	NE	NE	NE	NE
Metabolism and nutrition disorders	Type 1 diabetes mellitus	Female	236	37,3	0	0,0	262	41,9	1	0,4		*	Quasi-complete separation of data points detected.				*	ERROR: Error in computing the link function, its derivatives, or the variance function.				0,00	Algorithm converged.	0,00	NE	0,3426		>999,99	Algorithm converged.	0,00	NE		
Musculoskeletal and connective tissue disorders		Male	396	62,7	1	0,3	363	58,1	1	0,3	0,32		Convergence criterion (GCONV=1E-8) satisfied.	0,06	14,71	0,000		Algorithm converged.	-0,008	0,007	0,32	Algorithm converged.	0,06	14,60	0,9509	0,3781	1,58	Algorithm converged.	0,07	17,58		
Musculoskeletal and connective tissue disorders		Female	236	37,3	4	1,7	262	41,9	1	0,4	4,50		Convergence criterion (GCONV=1E-8) satisfied.	0,50	40,55	0,013		Algorithm converged.	-0,005	0,031	4,44	Algorithm converged.	0,50	39,45	0,1426		0,23	Algorithm converged.	0,03	2,00		
Musculoskeletal and connective tissue disorders	Back pain	Male	396	62,7	0	0,0	363	58,1	1	0,3		*	Quasi-complete separation of data points detected.				*	WARNING: Negative of Hessian not positive definite.				0,00	Algorithm converged.	0,00	NE	0,2963	0,0432	>999,99	Algorithm converged.	0,00	NE		
Musculoskeletal and connective tissue disorders	Back pain	Female	236	37,3	2	0,8	262	41,9	0	0,0		*	Quasi-complete separation of data points detected.				*	WARNING: Negative of Hessian not positive definite.				NE	Algorithm converged.	NE	NE	0,1358		NE	Algorithm converged.	NE	NE		
Musculoskeletal and connective tissue disorders	Muscular weakness	Male	396	62,7	0	0,0	363	58,1	0	0,0	NE			NE	NE	NE		NE	NE	NE	NE	NE	NE	NE	NE	NE	NE	NE	NE	NE	NE	NE	NE	NE
Musculoskeletal and connective tissue disorders	Muscular weakness	Female	236	37,3	0	0,0	262	41,9	1	0,4		*	Quasi-complete separation of data points detected.				*	ERROR: Error in computing the link function, its derivatives, or the variance function.				0,00	Algorithm converged.	0,00	NE	0,3426		>999,99	Algorithm converged.	0,00	NE		
Musculoskeletal and connective tissue disorders	Osteochondrosis	Male	396	62,7	1	0,3	363	58,1	0	0,0		*	Quasi-complete separation of data points detected.				*	WARNING: The relative Hessian convergence criterion of 50.428711952 is greater than the limit of 0.0001. The convergence is questionable.				NE	Algorithm converged.	NE	NE	0,3384	NE	NE	Algorithm converged.	NE	NE		
Musculoskeletal and connective tissue disorders	Osteochondrosis	Female	236	37,3	0	0,0	262	41,9	0	0,0	NE			NE	NE	NE		NE	NE	NE	NE	NE	NE	NE	NE	NE	NE	NE	NE	NE	NE	NE	NE	NE
Musculoskeletal and connective tissue disorders	Pain in extremity	Male	396	62,7	0	0,0	363	58,1	0	0,0	NE			NE	NE	NE		NE	NE	NE	NE	NE	NE	NE	NE	NE	NE	NE	NE	NE	NE	NE	NE	NE
Musculoskeletal and connective tissue disorders	Pain in extremity	Female	236	37,3	2	0,8	262	41,9	0	0,0		*	Quasi-complete separation of data points detected.				*	WARNING: Negative of Hessian not positive definite.				NE	Algorithm converged.	NE	NE	0,1358		NE	Algorithm converged.	NE	NE		
Musculoskeletal and connective tissue disorders	Polyarthritis	Male	396	62,7	0	0,0	363	58,1	0	0,0	NE			NE	NE	NE		NE	NE	NE	NE	NE	NE	NE	NE	NE	NE	NE	NE	NE	NE	NE	NE	NE
Musculoskeletal and connective tissue disorders	Polyarthritis	Female	236	37,3	1	0,4	262	41,9	0	0,0		*	Quasi-complete separation of data points detected.				*	WARNING: Negative of Hessian not positive definite.				NE	Algorithm converged.	NE	NE	0,2920		NE	Algorithm converged.	NE	NE		
Musculoskeletal and connective tissue disorders	Rotator cuff syndrome	Male	396	62,7	0	0,0	363	58,1	0	0,0	NE			NE	NE	NE		NE	NE	NE	NE	NE	NE	NE	NE	NE	NE	NE	NE	NE	NE	NE	NE	NE
Musculoskeletal and connective tissue disorders	Rotator cuff syndrome	Female	236	37,3	1	0,4	262	41,9	0	0,0		*	Quasi-complete separation of data points detected.				*	WARNING: Negative of Hessian not positive definite.				NE	Algorithm converged.	NE	NE	0,2920		NE	Algorithm converged.	NE	NE		
Neoplasms benign, malignant and unspecified (incl cysts and polyps)		Male	396	62,7	4	1,0	363	58,1	2	0,6	1,84		Convergence criterion (GCONV=1E-8) satisfied.	0,34	10,12	0,005		Algorithm converged.	-0,008	0,017	1,83	Algorithm converged.	0,34	9,95	0,4758	0,4690	0,53	Algorithm converged.	0,10	2,56		
Neoplasms benign, malignant and unspecified (incl cysts and polyps)		Female	236	37,3	1	1,3	262	41,9	3	1,1	1,11		Convergence criterion (GCONV=1E-8) satisfied.	0,22	5,56	0,001		Algorithm converged.	-0,018	0,021	1,11	Algorithm converged.	0,23	5,45	0,8974		0,90	Algorithm converged.	0,18	4,42		

| | | |

Respiratory, thoracic and mediastinal disorders	Pleural effusion	Female	236	37,3	2	0,8	262	41,9	1	0,4	2,23		Convergence criterion (GCONV=1E-8) satisfied.	0,20	24,74	0,005		Algorithm converged.	-0,003	0,013	2,22	Algorithm converged.	0,20	24,33	0,5028			0,43	Algorithm converged.	0,04	4,93
Respiratory, thoracic and mediastinal disorders	Pneumonia aspiration	Male	396	62,7	1	0,3	363	58,1	0	0,0		*	Quasi-complete separation of data points detected.				*	WARNING: The relative Hessian convergence criterion of 53.68217724 is greater than the limit of 0.0001. The convergence is questionable.			NE	Algorithm converged.	NE	NE	0,3384	NE	NE	Algorithm converged.	NE	NE
Respiratory, thoracic and mediastinal disorders	Pneumonia aspiration	Female	236	37,3	0	0,0	262	41,9	0	0,0	NE			NE	NE	NE		NE	NE	NE	NE	NE	NE	NE	NE	NE	NE	NE	NE	NE	NE	NE
Respiratory, thoracic and mediastinal disorders	Pulmonary embolism	Male	396	62,7	0	0,0	363	58,1	0	0,0	NE			NE	NE	NE		NE	NE	NE	NE	NE	NE	NE	NE	NE	NE	NE	NE	NE	NE	NE
Respiratory, thoracic and mediastinal disorders	Pulmonary embolism	Female	236	37,3	0	0,0	262	41,9	1	0,4		*	Quasi-complete separation of data points detected.				*	ERROR: Error in computing the link function, its derivatives, or the variance function.			0,00	Algorithm converged.	0,00	NE	0,3426		>999.99	Algorithm converged.	0,00	NE
Respiratory, thoracic and mediastinal disorders	Respiratory failure	Male	396	62,7	1	0,3	363	58,1	0	0,0		*	Quasi-complete separation of data points detected.				*	WARNING: The relative Hessian convergence criterion of 52.004603201 is greater than the limit of 0.0001. The convergence is questionable.			NE	Algorithm converged.	NE	NE	0,3384	NE	NE	Algorithm converged.	NE	NE
Respiratory, thoracic and mediastinal disorders	Respiratory failure	Female	236	37,3	0	0,0	262	41,9	0	0,0	NE			NE	NE	NE		NE	NE	NE	NE	NE	NE	NE	NE		NE	NE	NE	NE	NE	NE
Skin and subcutaneous tissue disorders		Male	396	62,7	0	0,0	363	58,1	1	0,3		*	Quasi-complete separation of data points detected.				*	WARNING: Negative of Hessian not positive definite.			0,00	Algorithm converged.	0,00	NE	0,2963	0,1640	>999.99	Algorithm converged.	0,00	NE
Skin and subcutaneous tissue disorders		Female	236	37,3	2	0,8	262	41,9	1	0,4	2,23		Convergence criterion (GCONV=1E-8) satisfied.	0,20	24,74	0,005		Algorithm converged.	-0,003	0,013	2,22	Algorithm converged.	0,20	24,33	0,5028			0,43	Algorithm converged.	0,04	4,93
Skin and subcutaneous tissue disorders	Diabetic foot	Male	396	62,7	0	0,0	363	58,1	0	0,0	NE			NE	NE	NE		NE	NE	NE	NE	NE	NE	NE	NE	1,0000	NE	NE	NE	NE	NE	NE
Skin and subcutaneous tissue disorders	Diabetic foot	Female	236	37,3	1	0,4	262	41,9	1	0,4	1,11		Convergence criterion (GCONV=1E-8) satisfied.	0,07	17,86	0,000		Algorithm converged.	-0,011	0,012	1,11	Algorithm converged.	0,07	17,65	0,9410			0,50	Algorithm converged.	0,06	14,32
Skin and subcutaneous tissue disorders	Petechiae	Male	396	62,7	0	0,0	363	58,1	1	0,3		*	Quasi-complete separation of data points detected.				*	WARNING: Negative of Hessian not positive definite.			0,00	Algorithm converged.	0,00	NE	0,2963	NE	>999.99	Algorithm converged.	0,00	NE
Skin and subcutaneous tissue disorders	Petechiae	Female	236	37,3	0	0,0	262	41,9	0	0,0	NE			NE	NE	NE		NE	NE	NE	NE	NE	NE	NE	NE		NE	NE	NE	NE	NE	NE
Skin and subcutaneous tissue disorders	Skin ulcer	Male	396	62,7	0	0,0	363	58,1	0	0,0	NE			NE	NE	NE		NE	NE	NE	NE	NE	NE	NE	NE		NE	NE	NE	NE	NE	NE
Skin and subcutaneous tissue disorders	Skin ulcer	Female	236	37,3	1	0,4	262	41,9	0	0,0		*	Quasi-complete separation of data points detected.				*	WARNING: Negative of Hessian not positive definite.			NE	Algorithm converged.	NE	NE	0,2920		NE	Algorithm converged.	NE	NE
Vascular disorders		Male	396	62,7	4	1,0	363	58,1	3	0,8	1,72		Convergence criterion (GCONV=1E-8) satisfied.	0,27	5,51	0,002		Algorithm converged.	-0,011	0,013	1,23	Algorithm converged.	0,24	5,42	0,7916	0,4858		0,91	Algorithm converged.	0,10	3,63
Vascular disorders		Female	236	37,3	2	0,8	262	41,9	4	1,5	0,59		Convergence criterion (GCONV=1E-8) satisfied.	0,10	3,04	-0,007		Algorithm converged.	-0,026	0,012	0,56	Algorithm converged.	0,10	3,00	0,4883			1,80	Algorithm converged.	0,33	9,79
Vascular disorders	Deep vein thrombosis	Male	396	62,7	0	0,0	363	58,1	0	0,0	NE			NE	NE	NE		NE	NE	NE	NE	NE	NE	NE	NE	NE	NE	NE	NE	NE	NE	NE
Vascular disorders	Deep vein thrombosis	Female	236	37,3	0	0,0	262	41,9	1	0,4		*	Quasi-complete separation of data points detected.				*	ERROR: Error in computing the link function, its derivatives, or the variance function.			0,00	Algorithm converged.	0,00	NE	0,3426		>999.99	Algorithm converged.	0,00	NE
Vascular disorders	Extremity necrosis	Male	396	62,7	0	0,0	363	58,1	0	0,0	NE			NE	NE	NE		NE	NE	NE	NE	NE	NE	NE	NE	NE	NE	NE	NE	NE	NE	NE
Vascular disorders	Extremity necrosis	Female	236	37,3	1	0,4	262	41,9	0	0,0		*	Quasi-complete separation of data points detected.				*	WARNING: Negative of Hessian not positive definite.			NE	Algorithm converged.	NE	NE	0,2920		NE	Algorithm converged.	NE	NE
Vascular disorders	Haemorrhage	Male	396	62,7	1	0,3	363	58,1	0	0,0		*	Quasi-complete separation of data points detected.				*	WARNING: The relative Hessian convergence criterion of 50.428711952 is greater than the limit of 0.0001. The convergence is questionable.			NE	Algorithm converged.	NE	NE	0,3384	NE	NE	Algorithm converged.	NE	NE
Vascular disorders	Haemorrhage	Female	236	37,3	0	0,0	262	41,9	0	0,0	NE			NE	NE	NE		NE	NE	NE	NE	NE	NE	NE	NE	NE	NE	NE	NE	NE	NE	NE
Vascular disorders	Hypertension	Male	396	62,7	0	0,0	363	58,1	3	0,8		*	Quasi-complete separation of data points detected.				*	WARNING: Negative of Hessian not positive definite.			0,00	Algorithm converged.	0,00	NE	0,9701	1,0000	>999.99	Algorithm converged.	0,00	NE
Vascular disorders	Hypertension	Female	236	37,3	2	0,8	262	41,9	2	0,8		*	Quasi-complete separation of data points detected.				*	ERROR: Error in computing the link function, its derivatives, or the variance function.			0,00	Algorithm converged.	0,00	NE	0,1721		>999.99	Algorithm converged.	0,00	NE
Vascular disorders	Hypertensive crisis	Male	396	62,7	2	0,5	363	58,1	0	0,0		*	Quasi-complete separation of data points detected.				*	WARNING: Negative of Hessian not positive definite.			NE	Algorithm converged.	NE	NE	0,1754	1,0000	NE	Algorithm converged.	NE	NE
Vascular disorders	Hypertensive crisis	Female	236	37,3	1	0,4	262	41,9	0	0,0		*	Quasi-complete separation of data points detected.				*	WARNING: Negative of Hessian not positive definite.			NE	Algorithm converged.	NE	NE	0,2920		NE	Algorithm converged.	NE	NE
Vascular disorders	Hypotension	Male	396	62,7	0	0,0	363	58,1	0	0,0	NE			NE	NE	NE		NE	NE	NE	NE	NE	NE	NE	NE	NE	NE	NE	NE	NE	NE	NE
Vascular disorders	Hypotension	Female	236	37,3	0	0,0	262	41,9	1	0,4		*	Quasi-complete separation of data points detected.				*	ERROR: Error in computing the link function, its derivatives, or the variance function.			0,00	Algorithm converged.	0,00	NE	0,3426		>999.99	Algorithm converged.	0,00	NE
Vascular disorders	Peripheral vascular disorder	Male	396	62,7	1	0,3	363	58,1	0	0,0		*	Quasi-complete separation of data points detected.				*	WARNING: The relative Hessian convergence criterion of 50.428711952 is greater than the limit of 0.0001. The convergence is questionable.			NE	Algorithm converged.	NE	NE	0,3384	NE	NE	Algorithm converged.	NE	NE
Vascular disorders	Peripheral vascular disorder	Female	236	37,3	0	0,0	262	41,9	0	0,0	NE			NE	NE	NE		NE	NE	NE	NE	NE	NE	NE	NE		NE	NE	NE	NE	NE	NE

Includes AEs with onset up to Day 405 (last day of Week 56 analysis visit window).
Only AEs of highest severity are counted.
Test for interaction based on RR (Log-binomial regression)
* indicates convergence problem. Result is uninterpretable.
Clinical cut-off: YOSEMITE 01NOV2021 and RHINE 28OCT2021

Program: root/clinical_studies/RO6867461/CDT70122/share/ACE_pool_DME_CSR_Final/prod/program/t_ae_raw_soc.sas
Output: root/clinical_studies/RO6867461/CDT70122/share/ACE_pool_DME_CSR_Final/prod/output_saf_bc/t_ae_raw_soc_sg_WSEVAE_AEW56_SEBC_OCTNOV2021_DME.xls
11AUG2022 19:33

POPULATION: Safety-Evaluable Population B vs. C
ENDPOINT: Severe AEs through Week 56
MODEL: Unstratified analysis
STUDY: GR40349 & GR40398
Dichotomous Analysis by Subgroups (Safety)

Age

			Faricimab (PT) (N=632)				Aflibercept (N=625)				Faricimab (PT) vs. Aflibercept														Aflibercept vs. Faricimab (PT)			
			Patients		Patients with Event		Patients		Patients with Event		Odds Ratio					Absolute Risk Difference						Relative Risk					Relative Risk			
MedDRA System Organ Class	MedDRA Preferred Term	Level	n	%	n	%	n	%	n	%	Odds Ratio	Convergence Reason	95% Lower CL	95% Upper CL	Absolute Risk	Convergence Reason	95% Lower CL	95% Upper CL	Relative Risk	Convergence Reason	95% Lower CL	95% Upper CL	p-value (Cochran-Mantel-Haenszel)	Interaction Test p-value (likelihood ratio)	Relative Risk	Convergence Reason	95% Lower CL	95% Upper CL
Blood and lymphatic system disorders		< 65 years	352	55,7	0	0,0	362	57,9	0	0,0	NE		NE	NE	NE		NE	NE	NE		NE	NE	NE	1,0000	NE		NE	NE
Blood and lymphatic system disorders		>= 65 years	280	44,3	3	1,1	263	42,1	1	0,4	2,84	Convergence criterion (GCONV=1E-8) satisfied.	0,29	27,45	0,007	Algorithm converged.	-0,007	0,021	2,82	Algorithm converged.	0,29	26,92	0,3470		0,35	Algorithm converged.	0,04	3,39
Blood and lymphatic system disorders	Anaemia	< 65 years	352	55,7	0	0,0	362	57,9	0	0,0	NE		NE	NE	NE		NE	NE	NE		NE	NE	NE	1,0000	NE		NE	NE
Blood and lymphatic system disorders	Anaemia	>= 65 years	280	44,3	3	1,1	263	42,1	1	0,4	2,84	Convergence criterion (GCONV=1E-8) satisfied.	0,29	27,45	0,007	Algorithm converged.	-0,007	0,021	2,82	Algorithm converged.	0,29	26,92	0,3470		0,35	Algorithm converged.	0,04	3,39
Cardiac disorders		< 65 years	352	55,7	8	2,3	362	57,9	3	1,0	1,18	Convergence criterion (GCONV=1E-8) satisfied.	0,42	3,29	0,003	Algorithm converged.	-0,018	0,024	1,18	Algorithm converged.	0,43	3,21	0,7523	0,6344	0,85	Algorithm converged.	0,31	2,32
Cardiac disorders		>= 65 years	280	44,3	11	3,9	263	42,1	10	3,8	0,96	Convergence criterion (GCONV=1E-8) satisfied.	0,37	1,87	-0,000	Algorithm converged.	-0,040	0,028	0,86	Algorithm converged.	0,39	1,92	0,7141		1,16	Algorithm converged.	0,92	2,53
Cardiac disorders	Acute coronary syndrome	< 65 years	352	55,7	1	0,3	362	57,9	0	0,0	*	Quasi-complete separation of data points detected.	*		*	WARNING: The relative Hessian convergence criterion of 52.752689443 is greater than the limit of 0.0001. The convergence is questionable.			NE	Algorithm converged.	NE	NE	0,3105	NE	NE	Algorithm converged.	NE	NE
Cardiac disorders	Acute coronary syndrome	>= 65 years	280	44,3	0	0,0	263	42,1	0	0,0	NE		NE	NE	NE		NE	NE	NE		NE	NE	NE		NE		NE	NE
Cardiac disorders	Acute left ventricular failure	< 65 years	352	55,7	1	0,3	362	57,9	0	0,0	1,03	Convergence criterion (GCONV=1E-8) satisfied.	0,06	16,50	0,000	Algorithm converged.	-0,008	0,008	1,03	Algorithm converged.	0,06	16,38	0,9842	0,2821	0,97	Algorithm converged.	0,06	15,49
Cardiac disorders	Acute left ventricular failure	>= 65 years	280	44,3	0	0,0	263	42,1	1	0,4	*	Quasi-complete separation of data points detected.	*		*	ERROR: The mean parameter is either invalid or at a limit of its range for some observations.			0,00	Algorithm converged.	0,00	NE	0,3022		>999,99	Algorithm converged.	0,00	NE
Cardiac disorders	Acute myocardial infarction	< 65 years	352	55,7	2	0,6	362	57,9	1	0,3	2,06	Convergence criterion (GCONV=1E-8) satisfied.	0,19	22,85	0,003	Algorithm converged.	-0,007	0,012	2,06	Algorithm converged.	0,19	22,58	0,5488	0,2395	0,49	Algorithm converged.	0,04	3,34
Cardiac disorders	Acute myocardial infarction	>= 65 years	280	44,3	1	0,4	263	42,1	0	1,1	0,31	Convergence criterion (GCONV=1E-8) satisfied.	0,03	3,01	-0,008	Algorithm converged.	-0,022	0,007	0,31	Algorithm converged.	0,03	2,99	0,2864		3,19	Algorithm converged.	0,33	30,51
Cardiac disorders	Angina pectoris	< 65 years	352	55,7	0	0,0	362	57,9	0	0,0	*	Quasi-complete separation of data points detected.	*		*	ERROR: Error in computing the link function, its derivatives, or the variance function.			0,00	Algorithm converged.	0,00	NE	0,3241	0,1012	>999,99	Algorithm converged.	0,00	NE
Cardiac disorders	Angina pectoris	>= 65 years	280	44,3	1	0,4	263	42,1	0	0,0	*	Quasi-complete separation of data points detected.	*		*	WARNING: Negative of Hessian not positive definite.			NE	Algorithm converged.	NE	NE	0,3325		NE	Algorithm converged.	NE	NE
Cardiac disorders	Angina unstable	< 65 years	352	55,7	0	0,0	362	57,9	0	0,0	NE		NE	NE	NE		NE	NE	NE		NE	NE	NE		NE		NE	NE
Cardiac disorders	Angina unstable	>= 65 years	280	44,3	1	0,4	263	42,1	0	0,0	*	Quasi-complete separation of data points detected.	*		*	WARNING: Negative of Hessian not positive definite.			NE	Algorithm converged.	NE	NE	0,3325		NE	Algorithm converged.	NE	NE
Cardiac disorders	Arrhythmia	< 65 years	352	55,7	0	0,0	362	57,9	0	0,0	NE		NE	NE	NE		NE	NE	NE		NE	NE	NE		NE		NE	NE
Cardiac disorders	Arrhythmia	>= 65 years	280	44,3	1	0,4	263	42,1	0	0,0	*	Quasi-complete separation of data points detected.	*		*	WARNING: Negative of Hessian not positive definite.			NE	Algorithm converged.	NE	NE	0,3325		NE	Algorithm converged.	NE	NE
Cardiac disorders	Atrial fibrillation	< 65 years	352	55,7	1	0,3	362	57,9	0	0,0	*	Quasi-complete separation of data points detected.	*		*	WARNING: The relative Hessian convergence criterion of 52.752689443 is greater than the limit of 0.0001. The convergence is questionable.			NE	Algorithm converged.	NE	NE	0,3105	NE	NE	Algorithm converged.	NE	NE
Cardiac disorders	Atrial fibrillation	>= 65 years	280	44,3	0	0,0	263	42,1	0	0,0	NE		NE	NE	NE		NE	NE	NE		NE	NE	NE		NE		NE	NE
Cardiac disorders	Atrioventricular block complete	< 65 years	352	55,7	1	0,3	362	57,9	0	0,0	*	Quasi-complete separation of data points detected.	*		*	WARNING: The relative Hessian convergence criterion of 60.288787935 is greater than the limit of 0.0001. The convergence is questionable.			NE	Algorithm converged.	NE	NE	0,3105	NE	NE	Algorithm converged.	NE	NE
Cardiac disorders	Atrioventricular block complete	>= 65 years	280	44,3	0	0,0	263	42,1	0	0,0	NE		NE	NE	NE		NE	NE	NE		NE	NE	NE		NE		NE	NE
Cardiac disorders	Cardiac arrest	< 65 years	352	55,7	0	0,0	362	57,9	1	0,3	*	Quasi-complete separation of data points detected.	*		*	ERROR: Error in computing the link function, its derivatives, or the variance function.			0,00	Algorithm converged.	0,00	NE	0,3241	0,1012	>999,99	Algorithm converged.	0,00	NE
Cardiac disorders	Cardiac arrest	>= 65 years	280	44,3	1	0,4	263	42,1	0	0,0	*	Quasi-complete separation of data points detected.	*		*	WARNING: Negative of Hessian not positive definite.			NE	Algorithm converged.	NE	NE	0,3325		NE	Algorithm converged.	NE	NE
Cardiac disorders	Cardiac failure	< 65 years	352	55,7	1	0,3	362	57,9	0	0,0	1,03	Convergence criterion (GCONV=1E-8) satisfied.	0,06	16,50	0,000	Algorithm converged.	-0,008	0,008	1,03	Algorithm converged.	0,06	16,38	0,9842	0,7460	0,97	Algorithm converged.	0,06	15,49
Cardiac disorders	Cardiac failure	>= 65 years	280	44,3	2	0,7	263	42,1	1	0,4	1,88	Convergence criterion (GCONV=1E-8) satisfied.	0,17	20,91	0,003	Algorithm converged.	-0,008	0,016	1,88	Algorithm converged.	0,17	20,60	0,6090		0,53	Algorithm converged.	0,05	3,84
Cardiac disorders	Cardiac failure congestive	< 65 years	352	55,7	1	0,3	362	57,9	0	0,0	1,03	Convergence criterion (GCONV=1E-8) satisfied.	0,06	16,50	0,000	Algorithm converged.	-0,008	0,008	1,03	Algorithm converged.	0,06	16,38	0,9842	0,1255	0,97	Algorithm converged.	0,06	15,49
Cardiac disorders	Cardiac failure congestive	>= 65 years	280	44,3	0	0,0	263	42,1	0	1,1	*	Quasi-complete separation of data points detected.	*		*	ERROR: The mean parameter is either invalid or at a limit of its range for some observations.			0,00	Algorithm converged.	0,00	NE	0,0734		>999,99	Algorithm converged.	0,00	NE
Cardiac disorders	Cardiovascular disorder	< 65 years	352	55,7	0	0,0	362	57,9	0	0,0	NE		NE	NE	NE		NE	NE	NE		NE	NE	NE		NE		NE	NE
Cardiac disorders	Cardiovascular disorder	>= 65 years	280	44,3	1	0,4	263	42,1	0	0,0	*	Quasi-complete separation of data points detected.	*		*	WARNING: Negative of Hessian not positive definite.			NE	Algorithm converged.	NE	NE	0,3325		NE	Algorithm converged.	NE	NE
Cardiac disorders	Chronic left ventricular failure	< 65 years	352	55,7	1	0,3	362	57,9	0	0,0	*	Quasi-complete separation of data points detected.	*		*	WARNING: The relative Hessian convergence criterion of 52.752689443 is greater than the limit of 0.0001. The convergence is questionable.			NE	Algorithm converged.	NE	NE	0,3105	NE	NE	Algorithm converged.	NE	NE
Cardiac disorders	Chronic left ventricular failure	>= 65 years	280	44,3	0	0,0	263	42,1	0	0,0	NE		NE	NE	NE		NE	NE	NE		NE	NE	NE		NE		NE	NE
Cardiac disorders	Coronary artery disease	< 65 years	352	55,7	1	0,3	362	57,9	0	0,0	0,51	Convergence criterion (GCONV=1E-8) satisfied.	0,05	5,48	-0,003	Algorithm converged.	-0,012	0,007	0,51	Algorithm converged.	0,05	5,45	0,5796	0,4405	1,94	Algorithm converged.	0,18	21,35
Cardiac disorders	Coronary artery disease	>= 65 years	280	44,3	2	0,7	263	42,1	1	0,4	1,88	Convergence criterion (GCONV=1E-8) satisfied.	0,17	20,91	0,003	Algorithm converged.	-0,009	0,016	1,88	Algorithm converged.	0,17	20,60	0,6090		0,53	Algorithm converged.	0,05	3,84
Cardiac disorders	Ischaemic cardiomyopathy	< 65 years	352	55,7	2	0,6	362	57,9	0	0,0	*	Quasi-complete separation of data points detected.	*		*	WARNING: Negative of Hessian not positive definite.			NE	Algorithm converged.	NE	NE	0,1512		NE	Algorithm converged.	NE	NE
Cardiac disorders	Ischaemic cardiomyopathy	>= 65 years	280	44,3	0	0,0	263	42,1	0	0,0	NE		NE	NE	NE		NE	NE	NE		NE	NE	NE		NE		NE	NE
Cardiac disorders	Myocardial infarction	< 65 years	352	55,7	1	0,3	362	57,9	0	0,0	0,51	Convergence criterion (GCONV=1E-8) satisfied.	0,05	5,48	-0,003	Algorithm converged.	-0,012	0,007	0,51	Algorithm converged.	0,05	5,45	0,5796	0,4773	1,94	Algorithm converged.	0,18	21,35
Cardiac disorders	Myocardial infarction	>= 65 years	280	44,3	3	1,1	263	42,1	1	0,4	1,94	Convergence criterion (GCONV=1E-8) satisfied.	0,19	4,69	-0,001	Algorithm converged.	-0,018	0,017	0,94	Algorithm converged.	0,19	4,61	0,9381		1,06	Algorithm converged.	0,22	3,23
Cardiac disorders	Pericardial effusion	< 65 years	352	55,7	0	0,0	362	57,9	0	0,0	NE		NE	NE	NE		NE	NE	NE		NE	NE	NE		NE		NE	NE
Cardiac disorders	Pericardial effusion	>= 65 years	280	44,3	0	0,0	263	42,1	1	0,4	*	Quasi-complete separation of data points detected.	*		*	ERROR: The mean parameter is either invalid or at a limit of its range for some observations.			0,00	Algorithm converged.	0,00	NE	0,3022		>999,99	Algorithm converged.	0,00	NE
Eye disorders		< 65 years	352	55,7	8	2,3	362	57,9	3	1,0	1,03	Convergence criterion (GCONV=1E-8) satisfied.	0,38	2,77	0,000	Algorithm converged.	-0,021	0,022	1,03	Algorithm converged.	0,39	2,71	0,9548	0,5514	0,97	Algorithm converged.	0,37	2,56
Eye disorders		>= 65 years	280	44,3	7	2,5	263	42,1	4	1,5	1,68	Convergence criterion (GCONV=1E-8) satisfied.	0,48	5,74	0,010	Algorithm converged.	-0,014	0,033	1,64	Algorithm converged.	0,49	5,55	0,4188		0,61	Algorithm converged.	0,18	2,05
Eye disorders	Angle closure glaucoma	< 65 years	352	55,7	0	0,0	362	57,9	0	0,0	*	Quasi-complete separation of data points detected.	*		*	ERROR: Error in computing the link function, its derivatives, or the variance function.			0,00	Algorithm converged.	0,00	NE	0,3241		>999,99	Algorithm converged.	0,00	NE
Eye disorders	Angle closure glaucoma	>= 65 years	280	44,3	0	0,0	263	42,1	0	0,0	NE		NE	NE	NE		NE	NE	NE		NE	NE	NE		NE		NE	NE
Eye disorders	Cataract	< 65 years	352	55,7	0	0,0	362	57,9	1	0,3	*	Quasi-complete separation of data points detected.	*		*	ERROR: Error in computing the link function, its derivatives, or the variance function.			0,00	Algorithm converged.	0,00	NE	0,3241	0,4251	>999,99	Algorithm converged.	0,00	NE
Eye disorders	Cataract	>= 65 years	280	44,3	3	0,4	263	42,1	2	0,8	0,43	Convergence criterion (GCONV=1E-8) satisfied.	0,04	5,19	-0,004	Algorithm converged.	-0,017	0,008	0,43	Algorithm converged.	0,04	5,15	0,5267		2,33	Algorithm converged.	0,23	23,24
Eye disorders	Diabetic eye disease	< 65 years	352	55,7	0	0,0	362	57,9	0	0,0	NE		NE	NE	NE		NE	NE	NE		NE	NE	NE		NE		NE	NE
Eye disorders	Diabetic eye disease	>= 65 years	280	44,3	1	0,4	263	42,1	0	0,0	*	Quasi-complete separation of data points detected.	*		*	WARNING: Negative of Hessian not positive definite.			NE	Algorithm converged.	NE	NE	0,3325		NE	Algorithm converged.	NE	NE
Eye disorders	Diabetic retinal oedema	< 65 years	352	55,7	1	0,3	362	57,9	0	0,0	*	Quasi-complete separation of data points detected.	*		*	WARNING: The relative Hessian convergence criterion of 52.752689443 is greater than the limit of 0.0001. The convergence is questionable.			NE	Algorithm converged.	NE	NE	0,3105	1,0000	NE	Algorithm converged.	NE	NE
Eye disorders	Diabetic retinal oedema	>= 65 years	280	44,3	1	0,4	263	42,1	0	0,0	*	Quasi-complete separation of data points detected.	*		*	WARNING: Negative of Hessian not positive definite.			NE	Algorithm converged.	NE	NE	0,3325		NE	Algorithm converged.	NE	NE
Eye disorders	Eye haemorrhage	< 65 years	352	55,7	1	0,3	362	57,9	0	0,0	*	Quasi-complete separation of data points detected.	*		*	WARNING: The relative Hessian convergence criterion of 52.752689443 is greater than the limit of 0.0001. The convergence is questionable.			NE	Algorithm converged.	NE	NE	0,3105	NE	NE	Algorithm converged.	NE	NE
Eye disorders	Eye haemorrhage	>= 65 years	280	44,3	0	0,0	263	42,1	0	0,0	NE		NE	NE	NE		NE	NE	NE		NE	NE	NE		NE		NE	NE
Eye disorders	Eye pain	< 65 years	352	55,7	0	0,0	362	57,9	1	0,3	*	Quasi-complete separation of data points detected.	*		*	ERROR: Error in computing the link function, its derivatives, or the variance function.			0,00	Algorithm converged.	0,00	NE	0,3241	NE	>999,99	Algorithm converged.	0,00	NE
Eye disorders	Eye pain	>= 65 years	280	44,3	0	0,0	263	42,1	0	0,0	NE		NE	NE	NE		NE	NE	NE		NE	NE	NE		NE		NE	NE
Eye disorders	Glaucoma	< 65 years	352	55,7	0	0,0	362	57,9	1	0,3	*	Quasi-complete separation of data points detected.	*		*	ERROR: Error in computing the link function, its derivatives, or the variance function.			0,00	Algorithm converged.	0,00	NE	0,3241	1,0000	>999,99	Algorithm converged.	0,00	NE
Eye disorders	Glaucoma	>= 65 years	280	44,3	0	0,0	263	42,1	1	0,4	*	Quasi-complete separation of data points detected.	*		*	ERROR: The mean parameter is either invalid or at a limit of its range for some observations.			0,00	Algorithm converged.	0,00	NE	0,3022		>999,99	Algorithm converged.	0,00	NE
Eye disorders	Lacrimation increased	< 65 years	352	55,7	0	0,0	362	57,9	1	0,3	*	Quasi-complete separation of data points detected.	*		*	ERROR: Error in computing the link function, its derivatives, or the variance function.			0,00	Algorithm converged.	0,00	NE	0,3241		>999,99	Algorithm converged.	0,00	NE
Eye disorders	Lacrimation increased	>= 65 years	280	44,3	0	0,0	263	42,1	0	0,0	NE		NE	NE	NE		NE	NE	NE		NE	NE	NE		NE		NE	NE
Eye disorders	Macular fibrosis	< 65 years	352	55,7	0	0,0	362	57,9	1	0,3	*	Quasi-complete separation of data points detected.	*		*	ERROR: Error in computing the link function, its derivatives, or the variance function.			0,00	Algorithm converged.	0,00	NE	0,3241	NE	>999,99	Algorithm converged.	0,00	NE
Eye disorders	Macular fibrosis	>= 65 years	280	44,3	0	0,0	263	42,1	0	0,0	NE		NE	NE	NE		NE	NE	NE		NE	NE	NE		NE		NE	NE
Eye disorders	Macular oedema	< 65 years	352	55,7	1	0,3	362	57,9	0	0,0	*	Quasi-complete separation of data points detected.	*		*	WARNING: The relative Hessian convergence criterion of 52.752689443 is greater than the limit of 0.0001. The convergence is questionable.			NE	Algorithm converged.	NE	NE	0,3105	NE	NE	Algorithm converged.	NE	NE
Eye disorders	Macular oedema	>= 65 years	280	44,3	0	0,0	263	42,1	0	0,0	NE		NE	NE	NE		NE	NE	NE		NE	NE	NE		NE		NE	NE
Eye disorders	Open angle glaucoma	< 65 years	352	55,7	0	0,0	362	57,9	0	0,0	*	Quasi-complete separation of data points detected.	*		*	ERROR: Error in computing the link function, its derivatives, or the variance function.			0,00	Algorithm converged.	0,00	NE	0,3241	0,1012	>999,99	Algorithm converged.	0,00	NE
Eye disorders	Open angle glaucoma	>= 65 years	280	44,3	1	0,4	263	42,1	0	0,0	*	Quasi-complete separation of data points detected.	*		*	WARNING: Negative of Hessian not positive definite.			NE	Algorithm converged.	NE	NE	0,3325		NE	Algorithm converged.	NE	NE
Eye disorders	Punctate keratitis	< 65 years	352	55,7	0	0,0	362	57,9	0	0,0	NE		NE	NE	NE		NE	NE	NE		NE	NE	NE		NE		NE	NE
Eye disorders	Punctate keratitis	>= 65 years	280	44,3	1	0,4	263	42,1	0	0,0	*	Quasi-complete separation of data points detected.	*		*	WARNING: Negative of Hessian not positive definite.			NE	Algorithm converged.	NE	NE	0,3325		NE	Algorithm converged.	NE	NE
Eye disorders	Retinal artery occlusion	< 65 years	352	55,7	0	0,0	362	57,9	0	0,0	*	Quasi-complete separation of data points detected.	*		*	ERROR: Error in computing the link function, its derivatives, or the variance function.			0,00	Algorithm converged.	0,00	NE	0,3241	1,0000	>999,99	Algorithm converged.	0,00	NE
Eye disorders	Retinal artery occlusion	>= 65 years	280	44,3	0	0,0	263	42,1	0	0,0	*	Quasi-complete separation of data points detected.	*		*	ERROR: The mean parameter is either invalid or at a limit of its range for some observations.			0,00	Algorithm converged.	0,00	NE	0,3022		>999,99	Algorithm converged.	0,00	NE
Eye disorders	Retinal neovascularisation	< 65 years	352	55,7	0	0,0	362	57,9	0	0,0	*	Quasi-complete separation of data points detected.	*		*	ERROR: Error in computing the link function, its derivatives, or the variance function.			0,00	Algorithm converged.	0,00	NE	0,3241	NE	>999,99	Algorithm converged.	0,00	NE
Eye disorders	Retinal neovascularisation	>= 65 years	280	44,3	0	0,0	263	42,1	0	0,0	NE		NE	NE	NE		NE	NE	NE		NE	NE	NE		NE		NE	NE
Eye disorders	Retinal vein occlusion	< 65 years	352	55,7	1	0,3	362	57,9	0	0,0	*	Quasi-complete separation of data points detected.	*		*	WARNING: The relative Hessian convergence criterion of 52.752689443 is greater than the limit of 0.0001. The convergence is questionable.			NE	Algorithm converged.	NE	NE	0,3105	NE	NE	Algorithm converged.	NE	NE
Eye disorders	Retinal vein occlusion	>= 65 years	280	44,3	0	0,0	263	42,1	0	0,0	NE		NE	NE	NE		NE	NE	NE		NE	NE	NE		NE		NE	NE
Eye disorders	Uveitis glaucoma	< 65 years	352	55,7	1	0,3	362	57,9	0	0,0	*	Quasi-complete separation of data points detected.	*		*	WARNING: The relative Hessian convergence criterion of 52.752689443 is greater than the limit of 0.0001. The convergence is questionable.			NE	Algorithm converged.	NE	NE	0,3105	NE	NE	Algorithm converged.	NE	NE
Eye disorders	Uveitis glaucoma	>= 65 years	280	44,3	0	0,0	263	42,1	0	0,0	NE		NE	NE	NE		NE	NE	NE		NE	NE	NE		NE		NE	NE
Eye disorders	Uveitis	< 65 years	352	55,7	2	0,6	362	57,9	0	0,0	*	Quasi-complete separation of data points detected.	*		*	WARNING: Negative of Hessian not positive definite.			NE	Algorithm converged.	NE	NE	0,1512	1,0000	NE	Algorithm converged.	NE	NE
Eye disorders	Uveitis	>= 65 years	280	44,3	1	0,4	263	42,1	0	0,0	*	Quasi-complete separation of data points detected.	*		*	WARNING: Negative of Hessian not positive definite.			NE	Algorithm converged.	NE	NE	0,3325		NE	Algorithm converged.	NE	NE
Eye disorders	Visual acuity reduced	< 65 years	352	55,7	1	0,3	362	57,9	0	0,0	*	Quasi-complete separation of data points detected.	*		*	WARNING: The relative Hessian convergence criterion of 52.752689443 is greater than the limit of 0.0001. The convergence is questionable.			NE	Algorithm converged.	NE	NE	0,3105	NE	NE	Algorithm converged.	NE	NE
Eye disorders	Visual acuity reduced	>= 65 years	280	44,3	0	0,0	263	42,1	0	0,0	NE		NE	NE	NE		NE	NE	NE		NE	NE	NE		NE		NE	NE
Eye disorders	Vitreous haemorrhage	< 65 years	352	55,7	0	0,0	362	57,9	1	0,3	*	Quasi-complete separation of data points detected.	*		*	ERROR: Error in computing the link function, its derivatives, or the variance function.			0,00	Algorithm converged.	0,00	NE	0,3241	0,1012	>999,99	Algorithm converged.	0,00	NE
Eye disorders	Vitreous haemorrhage	>= 65 years	280	44,3	1	0,4	263	42,1	0	0,0	*	Quasi-complete separation of data points detected.	*		*	WARNING: Negative of Hessian not positive definite.			NE	Algorithm converged.	NE	NE	0,3325		NE	Algorithm converged.	NE	NE
Gastrointestinal disorders		< 65 years	352	55,7	2	0,6	362	57,9	0	0,0	*	Quasi-complete separation of data points detected.	*		*	WARNING: Negative of Hessian not positive definite.			NE	Algorithm converged.	NE	NE	0,1518	0,1340	NE	Algorithm converged.	NE	NE
Gastrointestinal disorders		>= 65 years	280	44,3	2	0,7	263	42,1	2	0,8	0,94	Convergence criterion (GCONV=1E-8) satisfied.	0,13	6,72	0,000	Algorithm converged.	-0,015	0,014	0,94	Algorithm converged.	0,13	6,62	0,9493		1,06	Algorithm converged.	0,15	7,50
Gastrointestinal disorders	Colitis	< 65 years	352	55,7	1	0,3	362	57,9	0	0,0	*	Quasi-complete separation of data points detected.	*		*	WARNING: The relative Hessian convergence criterion of 52.752689443 is greater than the limit of 0.0001. The convergence is questionable.			NE	Algorithm converged.	NE	NE	0,3105	0,0904	NE	Algorithm converged.	NE	NE
Gastrointestinal disorders	Colitis	>= 65 years	280	44,3	0	0,0	263	42,1	1	0,4	*	Quasi-complete separation of data points detected.	*		*	ERROR: The mean parameter is either invalid or at a limit of its range for some observations.			0,00	Algorithm converged.	0,00	NE	0,3022		>999,99	Algorithm converged.	0,00	NE
Gastrointestinal disorders	Diabetic gastroparesis	< 65 years	352	55,7	1	0,3	362	57,9	0	0,0	*	Quasi-complete separation of data points detected.	*		*	WARNING: The relative Hessian convergence criterion of 52.752689443 is greater than the limit of 0.0001. The convergence is questionable.			NE	Algorithm converged.	NE	NE	0,3105	NE	NE	Algorithm converged.	NE	NE
Gastrointestinal disorders	Diabetic gastroparesis	>= 65 years	280	44,3	0	0,0	263	42,1	0	0,0	NE		NE	NE	NE		NE	NE	NE		NE	NE	NE		NE		NE	NE
Gastrointestinal disorders	haemorrhage	< 65 years	352	55,7	0	0,0	362	57,9	0	0,0	NE		NE	NE	NE		NE	NE	NE		NE	NE	NE		NE		NE	NE
Gastrointestinal disorders	Gastrointestinal haemorrhage	>= 65 years	280	44,3	2	0,7	263	42,1	0	0,0	*	Quasi-complete separation of data points detected.	*		*	WARNING: Negative of Hessian not positive definite.			NE	Algorithm converged.	NE	NE	0,1791		NE	Algorithm converged.	NE	NE
Gastrointestinal disorders	Haemorrhoids thrombosed	< 65 years	352	55,7	1	0,3	362	57,9	0	0,0	*	Quasi-complete separation of data points detected.	*		*	WARNING: The relative Hessian convergence criterion of 52.752689443 is greater than the limit of 0.0001. The convergence is questionable.			NE	Algorithm converged.	NE	NE	0,3105	NE	NE	Algorithm converged.	NE	NE
Gastrointestinal disorders	Haemorrhoids thrombosed	>= 65 years	280	44,3	0	0,0	263	42,1	0	0,0	NE		NE	NE	NE		NE	NE	NE		NE	NE	NE		NE		NE	NE
Gastrointestinal disorders	Intestinal pseudo-obstruction	< 65 years	352	55,7	0	0,0	362	57,9	0	0,0	NE		NE	NE	NE		NE	NE	NE		NE	NE	NE		NE		NE	NE
Gastrointestinal disorders	Intestinal pseudo-obstruction	>= 65 years	280	44,3	0	0,0	263	42,1	0	0,0	*	Quasi-complete separation of data points detected.	*		*	ERROR: The mean parameter is either invalid or at a limit of its range for some observations.			0,00	Algorithm converged.	0,00	NE	0,3022		>999,99	Algorithm converged.	0,00	NE
General disorders and administration site conditions		< 65 years	352	55,7	3	0,9	362	57,9	0	0,0	*	Quasi-complete separation of data points detected.	*		*	WARNING: Negative of Hessian not positive definite.			NE	Algorithm converged.	NE	NE	0,0786	0,2497	NE	Algorithm converged.	NE	NE
General disorders and administration site conditions		>= 65 years	280	44,3	3	1,1	263	42,1	1	0,4	2,84	Convergence criterion (GCONV=1E-8) satisfied.	0,29	27,45	0,007	Algorithm converged.	-0,007	0,021	2,82	Algorithm converged.	0,29	26,92	0,3470		0,35	Algorithm converged.	0,04	3,39
General disorders and administration site conditions	Death	< 65 years	352	55,7	3	0,9	362	57,9	0	0,0	*	Quasi-complete separation of data points detected.	*		*	WARNING: Negative of Hessian not positive definite.			NE	Algorithm converged.	NE	NE	0,0786	NE	NE	Algorithm converged.	NE	NE
General disorders and administration site conditions	Death	>= 65 years	280	44,3	0	0,0	263	42,1	0	0,0	NE		NE	NE	NE		NE	NE	NE		NE	NE	NE		NE		NE	NE

General disorders and administration site conditions	Injection site injury	< 65 years	352	55,7	0	0,0	362	57,9	0	0,0	NE			NE	NE	NE		NE	NE	NE	NE		NE	NE	NE	NE	NE	NE		NE	NE	NE
General disorders and administration site conditions	Injection site injury	>= 65 years	280	44,3	1	0,4	263	42,1	0	0,0		*	Quasi-complete separation of data points detected.				*	WARNING: Negative of Hessian not positive definite.			NE		Algorithm converged.	NE	NE	0,3325		NE		Algorithm converged.	NE	NE
General disorders and administration site conditions	Localised oedema	< 65 years	352	55,7	0	0,0	362	57,9	0	0,0	NE			NE	NE	NE		NE	NE	NE	NE		NE	NE	NE	NE	NE	NE		NE	NE	NE
General disorders and administration site conditions	Localised oedema	>= 65 years	280	44,3	1	0,4	263	42,1	0	0,0		*	Quasi-complete separation of data points detected.				*	WARNING: Negative of Hessian not positive definite.			NE		Algorithm converged.	NE	NE	0,3325		NE		Algorithm converged.	NE	NE
General disorders and administration site conditions	Multiple organ dysfunction syndrome	< 65 years	352	55,7	0	0,0	362	57,9	0	0,0	NE			NE	NE	NE		NE	NE	NE	NE		NE	NE	NE	NE	NE	NE		NE	NE	NE
General disorders and administration site conditions	Multiple organ dysfunction syndrome	>= 65 years	280	44,3	1	0,4	263	42,1	0	0,0		*	Quasi-complete separation of data points detected.				*	WARNING: Negative of Hessian not positive definite.			NE		Algorithm converged.	NE	NE	0,3325		NE		Algorithm converged.	NE	NE
General disorders and administration site conditions	Physical deconditioning	< 65 years	352	55,7	0	0,0	362	57,9	0	0,0	NE			NE	NE	NE		NE	NE	NE	NE		NE	NE	NE	NE	NE	NE		NE	NE	NE
General disorders and administration site conditions	Physical deconditioning	>= 65 years	280	44,3	0	0,0	263	42,1	1	0,4		*	Quasi-complete separation of data points detected.				*	ERROR: The mean parameter is either invalid or at a limit of its range for some observations.			0,00		Algorithm converged.	0,00	NE	0,3022		>999.99		Algorithm converged.	0,00	NE
General disorders and administration site conditions	Pyrexia	< 65 years	352	55,7	0	0,0	362	57,9	0	0,0	NE			NE	NE	NE		NE	NE	NE	NE		NE	NE	NE	NE	NE	NE		NE	NE	NE
General disorders and administration site conditions	Pyrexia	>= 65 years	280	44,3	1	0,4	263	42,1	0	0,0		*	Quasi-complete separation of data points detected.				*	WARNING: Negative of Hessian not positive definite.			NE		Algorithm converged.	NE	NE	0,3325		NE		Algorithm converged.	NE	NE
Hepatobiliary disorders		< 65 years	352	55,7	2	0,6	362	57,9	1	0,3	2,06		Convergence criterion (GCONV=1E-8) satisfied.	0,19	22,85	0,003		Algorithm converged.	-0,007	0,012	2,06		Algorithm converged.	0,19	22,58	0,5468	0,3780	0,49		Algorithm converged.	0,04	5,34
Hepatobiliary disorders		>= 65 years	280	44,3	1	0,4	263	42,1	2	0,8	0,47		Convergence criterion (GCONV=1E-8) satisfied.	0,04	5,19	-0,004		Algorithm converged.	-0,017	0,009	0,47		Algorithm converged.	0,04	5,15	0,5267		2,13		Algorithm converged.	0,19	23,34
Hepatobiliary disorders	Bile duct stenosis	< 65 years	352	55,7	0	0,0	362	57,9	0	0,0	NE			NE	NE	NE		NE	NE	NE	NE		NE	NE	NE	NE	NE	NE		NE	NE	NE
Hepatobiliary disorders	Bile duct stenosis	>= 65 years	280	44,3	0	0,0	263	42,1	1	0,4		*	Quasi-complete separation of data points detected.				*	ERROR: The mean parameter is either invalid or at a limit of its range for some observations.			0,00		Algorithm converged.	0,00	NE	0,3022		>999.99		Algorithm converged.	0,00	NE
Hepatobiliary disorders	Cholecystitis	< 65 years	352	55,7	0	0,0	362	57,9	0	0,0	NE			NE	NE	NE		NE	NE	NE	NE		NE	NE	NE	NE	NE	NE		NE	NE	NE
Hepatobiliary disorders	Cholecystitis	>= 65 years	280	44,3	0	0,0	263	42,1	1	0,4		*	Quasi-complete separation of data points detected.				*	ERROR: The mean parameter is either invalid or at a limit of its range for some observations.			0,00		Algorithm converged.	0,00	NE	0,3022		>999.99		Algorithm converged.	0,00	NE
Hepatobiliary disorders	Cholecystitis acute	< 65 years	352	55,7	1	0,3	362	57,9	0	0,0		*	Quasi-complete separation of data points detected.				*	WARNING: The relative Hessian convergence criterion of 52.752689443 is greater than the limit of 0.0001. The convergence is questionable.			NE		Algorithm converged.	NE	NE	0,3105	NE	NE		Algorithm converged.	NE	NE
Hepatobiliary disorders	Cholecystitis acute	>= 65 years	280	44,3	0	0,0	263	42,1	0	0,0	NE			NE	NE	NE		NE	NE	NE	NE		NE	NE	NE	NE		NE		NE	NE	NE
Hepatobiliary disorders	Hepatic cirrhosis	< 65 years	352	55,7	0	0,0	362	57,9	1	0,3		*	Quasi-complete separation of data points detected.				*	ERROR: Error in computing the link function, its derivatives, or the variance function.			0,00		Algorithm converged.	0,00	NE	0,3241	0,1012	>999.99		Algorithm converged.	0,00	NE
Hepatobiliary disorders	Hepatic cirrhosis	>= 65 years	280	44,3	1	0,4	263	42,1	0	0,0		*	Quasi-complete separation of data points detected.				*	WARNING: Negative of Hessian not positive definite.			NE		Algorithm converged.	NE	NE	0,3325		NE		Algorithm converged.	NE	NE
Hepatobiliary disorders	Non-alcoholic steatohepatitis	< 65 years	352	55,7	1	0,3	362	57,9	0	0,0		*	Quasi-complete separation of data points detected.				*	WARNING: The relative Hessian convergence criterion of 60.288787935 is greater than the limit of 0.0001. The convergence is questionable.			NE		Algorithm converged.	NE	NE	0,3105	NE	NE		Algorithm converged.	NE	NE
Hepatobiliary disorders	Non-alcoholic steatohepatitis	>= 65 years	280	44,3	0	0,0	263	42,1	0	0,0	NE			NE	NE	NE		NE	NE	NE	NE		NE	NE	NE	NE		NE		NE	NE	NE
Infections and infestations		< 65 years	352	55,7	11	3,1	362	57,9	20	5,5	0,55		Convergence criterion (GCONV=1E-8) satisfied.	0,26	1,17	-0,024		Algorithm converged.	-0,054	0,006	0,57		Algorithm converged.	0,28	1,16	0,1159	0,8733	1,77		Algorithm converged.	0,86	3,64
Infections and infestations		>= 65 years	280	44,3	6	2,1	263	42,1	9	3,4	0,62		Convergence criterion (GCONV=1E-8) satisfied.	0,22	1,76	-0,013		Algorithm converged.	-0,041	0,015	0,63		Algorithm converged.	0,23	1,74	0,3638		1,60		Algorithm converged.	0,58	4,43
Infections and infestations	Arthritis bacterial	< 65 years	352	55,7	0	0,0	362	57,9	1	0,3		*	Quasi-complete separation of data points detected.				*	ERROR: Error in computing the link function, its derivatives, or the variance function.			0,00		Algorithm converged.	0,00	NE	0,3241	NE	>999.99		Algorithm converged.	0,00	NE
Infections and infestations	Arthritis bacterial	>= 65 years	280	44,3	0	0,0	263	42,1	0	0,0	NE			NE	NE	NE		NE	NE	NE	NE		NE	NE	NE	NE		NE		NE	NE	NE
Infections and infestations	COVID-19	< 65 years	352	55,7	2	0,6	362	57,9	0	0,0		*	Quasi-complete separation of data points detected.				*	WARNING: Negative of Hessian not positive definite.			NE		Algorithm converged.	NE	NE	0,1512	1,0000	NE		Algorithm converged.	NE	NE
Infections and infestations	COVID-19	>= 65 years	280	44,3	1	0,4	263	42,1	0	0,0		*	Quasi-complete separation of data points detected.				*	WARNING: Negative of Hessian not positive definite.			NE		Algorithm converged.	NE	NE	0,3325		NE		Algorithm converged.	NE	NE
Infections and infestations	Cellulitis	< 65 years	352	55,7	2	0,6	362	57,9	2	0,6	1,03		Convergence criterion (GCONV=1E-8) satisfied.	0,14	7,34	0,000		Algorithm converged.	-0,011	0,011	1,03		Algorithm converged.	0,15	7,26	0,9776	0,0833	0,97		Algorithm converged.	0,14	6,87
Infections and infestations	Cellulitis	>= 65 years	280	44,3	0	0,0	263	42,1	3	1,1		*	Quasi-complete separation of data points detected.				*	ERROR: The mean parameter is either invalid or at a limit of its range for some observations.			0,00		Algorithm converged.	0,00	NE	0,0734		>999.99		Algorithm converged.	0,00	NE
Infections and infestations	Cholecystitis infective	< 65 years	352	55,7	0	0,0	362	57,9	0	0,0	NE			NE	NE	NE		NE	NE	NE	NE		NE	NE	NE	NE	NE	NE		NE	NE	NE
Infections and infestations	Cholecystitis infective	>= 65 years	280	44,3	1	0,4	263	42,1	0	0,0		*	Quasi-complete separation of data points detected.				*	WARNING: Negative of Hessian not positive definite.			NE		Algorithm converged.	NE	NE	0,3325		NE		Algorithm converged.	NE	NE
Infections and infestations	Clostridium difficile colitis	< 65 years	352	55,7	0	0,0	362	57,9	1	0,3		*	Quasi-complete separation of data points detected.				*	ERROR: Error in computing the link function, its derivatives, or the variance function.			0,00		Algorithm converged.	0,00	NE	0,3241	NE	>999.99		Algorithm converged.	0,00	NE
Infections and infestations	Clostridium difficile colitis	>= 65 years	280	44,3	0	0,0	263	42,1	0	0,0	NE			NE	NE	NE		NE	NE	NE	NE		NE	NE	NE	NE		NE		NE	NE	NE
Infections and infestations	Conjunctivitis	< 65 years	352	55,7	0	0,0	362	57,9	1	0,3		*	Quasi-complete separation of data points detected.				*	ERROR: Error in computing the link function, its derivatives, or the variance function.			0,00		Algorithm converged.	0,00	NE	0,3241	NE	>999.99		Algorithm converged.	0,00	NE
Infections and infestations	Conjunctivitis	>= 65 years	280	44,3	0	0,0	263	42,1	0	0,0	NE			NE	NE	NE		NE	NE	NE	NE		NE	NE	NE	NE		NE		NE	NE	NE
Infections and infestations	Coronavirus infection	< 65 years	352	55,7	0	0,0	362	57,9	1	0,3		*	Quasi-complete separation of data points detected.				*	ERROR: Error in computing the link function, its derivatives, or the variance function.			0,00		Algorithm converged.	0,00	NE	0,3241	NE	>999.99		Algorithm converged.	0,00	NE
Infections and infestations	Coronavirus infection	>= 65 years	280	44,3	0	0,0	263	42,1	0	0,0	NE			NE	NE	NE		NE	NE	NE	NE		NE	NE	NE	NE		NE		NE	NE	NE
Infections and infestations	Diabetic foot infection	< 65 years	352	55,7	0	0,0	362	57,9	0	0,0	NE			NE	NE	NE		NE	NE	NE	NE		NE	NE	NE	NE	NE	NE		NE	NE	NE
Infections and infestations	Diabetic foot infection	>= 65 years	280	44,3	1	0,4	263	42,1	0	0,0		*	Quasi-complete separation of data points detected.				*	WARNING: Negative of Hessian not positive definite.			NE		Algorithm converged.	NE	NE	0,3325		NE		Algorithm converged.	NE	NE
Infections and infestations	Diabetic gangrene	< 65 years	352	55,7	1	0,3	362	57,9	1	0,3	1,03		Convergence criterion (GCONV=1E-8) satisfied.	0,06	16,50	0,000		Algorithm converged.	-0,008	0,008	1,03		Algorithm converged.	0,06	16,38	0,9842	1,0000	0,97		Algorithm converged.	0,06	15,49
Infections and infestations	Diabetic gangrene	>= 65 years	280	44,3	0	0,0	263	42,1	0	0,0	NE			NE	NE	NE		NE	NE	NE	NE		NE	NE	NE	NE		NE		NE	NE	NE
Infections and infestations	Diverticulitis	< 65 years	352	55,7	0	0,0	362	57,9	0	0,0	NE			NE	NE	NE		NE	NE	NE	NE		NE	NE	NE	NE	NE	NE		NE	NE	NE
Infections and infestations	Diverticulitis	>= 65 years	280	44,3	0	0,0	263	42,1	1	0,4		*	Quasi-complete separation of data points detected.				*	ERROR: The mean parameter is either invalid or at a limit of its range for some observations.			0,00		Algorithm converged.	0,00	NE	0,3022		>999.99		Algorithm converged.	0,00	NE
Infections and infestations	Endophthalmitis	< 65 years	352	55,7	2	0,6	362	57,9	1	0,3	2,06		Convergence criterion (GCONV=1E-8) satisfied.	0,19	22,85	0,003		Algorithm converged.	-0,007	0,012	2,06		Algorithm converged.	0,19	22,58	0,5468	1,0000	0,49		Algorithm converged.	0,04	5,34
Infections and infestations	Endophthalmitis	>= 65 years	280	44,3	0	0,0	263	42,1	0	0,0	NE			NE	NE	NE		NE	NE	NE	NE		NE	NE	NE	NE		NE		NE	NE	NE
Infections and infestations	Erysipelas	< 65 years	352	55,7	0	0,0	362	57,9	0	0,0	NE			NE	NE	NE		NE	NE	NE	NE		NE	NE	NE	NE	NE	NE		NE	NE	NE
Infections and infestations	Erysipelas	>= 65 years	280	44,3	1	0,4	263	42,1	0	0,0		*	Quasi-complete separation of data points detected.				*	WARNING: Negative of Hessian not positive definite.			NE		Algorithm converged.	NE	NE	0,3325		NE		Algorithm converged.	NE	NE
Infections and infestations	Escherichia sepsis	< 65 years	352	55,7	0	0,0	362	57,9	0	0,0	NE			NE	NE	NE		NE	NE	NE	NE		NE	NE	NE	NE	NE	NE		NE	NE	NE
Infections and infestations	Escherichia sepsis	>= 65 years	280	44,3	0	0,0	263	42,1	1	0,4		*	Quasi-complete separation of data points detected.				*	ERROR: The mean parameter is either invalid or at a limit of its range for some observations.			0,00		Algorithm converged.	0,00	NE	0,3022		>999.99		Algorithm converged.	0,00	NE
Infections and infestations	Gallbladder empyema	< 65 years	352	55,7	0	0,0	362	57,9	0	0,0	NE			NE	NE	NE		NE	NE	NE	NE		NE	NE	NE	NE	NE	NE		NE	NE	NE
Infections and infestations	Gallbladder empyema	>= 65 years	280	44,3	0	0,0	263	42,1	1	0,4		*	Quasi-complete separation of data points detected.				*	ERROR: The mean parameter is either invalid or at a limit of its range for some observations.			0,00		Algorithm converged.	0,00	NE	0,3022		>999.99		Algorithm converged.	0,00	NE
Infections and infestations	Gangrene	< 65 years	352	55,7	1	0,3	362	57,9	0	0,0		*	Quasi-complete separation of data points detected.				*	WARNING: The relative Hessian convergence criterion of 52.752689443 is greater than the limit of 0.0001. The convergence is questionable.			NE		Algorithm converged.	NE	NE	0,3105	NE	NE		Algorithm converged.	NE	NE
Infections and infestations	Gangrene	>= 65 years	280	44,3	0	0,0	263	42,1	0	0,0	NE			NE	NE	NE		NE	NE	NE	NE		NE	NE	NE	NE		NE		NE	NE	NE
Infections and infestations	Gastroenteritis	< 65 years	352	55,7	0	0,0	362	57,9	0	0,0	NE			NE	NE	NE		NE	NE	NE	NE		NE	NE	NE	NE	NE	NE		NE	NE	NE
Infections and infestations	Gastroenteritis	>= 65 years	280	44,3	0	0,0	263	42,1	1	0,4		*	Quasi-complete separation of data points detected.				*	ERROR: The mean parameter is either invalid or at a limit of its range for some observations.			0,00		Algorithm converged.	0,00	NE	0,3022		>999.99		Algorithm converged.	0,00	NE
Infections and infestations	Infective thrombosis	< 65 years	352	55,7	0	0,0	362	57,9	1	0,3		*	Quasi-complete separation of data points detected.				*	ERROR: Error in computing the link function, its derivatives, or the variance function.			0,00		Algorithm converged.	0,00	NE	0,3241	NE	>999.99		Algorithm converged.	0,00	NE
Infections and infestations	Infective thrombosis	>= 65 years	280	44,3	0	0,0	263	42,1	0	0,0	NE			NE	NE	NE		NE	NE	NE	NE		NE	NE	NE	NE		NE		NE	NE	NE
Infections and infestations	Influenza	< 65 years	352	55,7	0	0,0	362	57,9	1	0,3		*	Quasi-complete separation of data points detected.				*	ERROR: Error in computing the link function, its derivatives, or the variance function.			0,00		Algorithm converged.	0,00	NE	0,3241	NE	>999.99		Algorithm converged.	0,00	NE
Infections and infestations	Influenza	>= 65 years	280	44,3	0	0,0	263	42,1	0	0,0	NE			NE	NE	NE		NE	NE	NE	NE		NE	NE	NE	NE		NE		NE	NE	NE
Infections and infestations	Intervertebral discitis	< 65 years	352	55,7	0	0,0	362	57,9	1	0,3		*	Quasi-complete separation of data points detected.				*	ERROR: Error in computing the link function, its derivatives, or the variance function.			0,00		Algorithm converged.	0,00	NE	0,3241	NE	>999.99		Algorithm converged.	0,00	NE
Infections and infestations	Intervertebral discitis	>= 65 years	280	44,3	0	0,0	263	42,1	0	0,0	NE			NE	NE	NE		NE	NE	NE	NE		NE	NE	NE	NE		NE		NE	NE	NE
Infections and infestations	Keratitis viral	< 65 years	352	55,7	1	0,3	362	57,9	0	0,0		*	Quasi-complete separation of data points detected.				*	WARNING: The relative Hessian convergence criterion of 52.752689443 is greater than the limit of 0.0001. The convergence is questionable.			NE		Algorithm converged.	NE	NE	0,3105	NE	NE		Algorithm converged.	NE	NE
Infections and infestations	Keratitis viral	>= 65 years	280	44,3	0	0,0	263	42,1	0	0,0	NE			NE	NE	NE		NE	NE	NE	NE		NE	NE	NE	NE		NE		NE	NE	NE
Infections and infestations	Localised infection	< 65 years	352	55,7	0	0,0	362	57,9	1	0,3		*	Quasi-complete separation of data points detected.				*	ERROR: Error in computing the link function, its derivatives, or the variance function.			0,00		Algorithm converged.	0,00	NE	0,3241	0,1012	>999.99		Algorithm converged.	0,00	NE
Infections and infestations	Localised infection	>= 65 years	280	44,3	1	0,4	263	42,1	0	0,0		*	Quasi-complete separation of data points detected.				*	WARNING: Negative of Hessian not positive definite.			NE		Algorithm converged.	NE	NE	0,3325		NE		Algorithm converged.	NE	NE
Infections and infestations	Lung abscess	< 65 years	352	55,7	0	0,0	362	57,9	1	0,3		*	Quasi-complete separation of data points detected.				*	ERROR: Error in computing the link function, its derivatives, or the variance function.			0,00		Algorithm converged.	0,00	NE	0,3241	NE	>999.99		Algorithm converged.	0,00	NE
Infections and infestations	Lung abscess	>= 65 years	280	44,3	0	0,0	263	42,1	0	0,0	NE			NE	NE	NE		NE	NE	NE	NE		NE	NE	NE	NE		NE		NE	NE	NE
Infections and infestations	Osteomyelitis	< 65 years	352	55,7	2	0,6	362	57,9	5	1,4	0,41		Convergence criterion (GCONV=1E-8) satisfied.	0,08	2,12	-0,008		Algorithm converged.	-0,022	0,006	0,41		Algorithm converged.	0,08	2,11	0,2706	1,0000	2,43		Algorithm converged.	0,47	12,45
Infections and infestations	Osteomyelitis	>= 65 years	280	44,3	0	0,0	263	42,1	0	0,0	NE			NE	NE	NE		NE	NE	NE	NE		NE	NE	NE	NE		NE		NE	NE	NE
Infections and infestations	Pneumonia	< 65 years	352	55,7	0	0,0	362	57,9	3	0,8		*	Quasi-complete separation of data points detected.				*	ERROR: Error in computing the link function, its derivatives, or the variance function.			0,00		Algorithm converged.	0,00	NE	0,0872	0,1012	>999.99		Algorithm converged.	0,00	NE
Infections and infestations	Pneumonia	>= 65 years	280	44,3	2	0,7	263	42,1	2	0,8	0,94		Convergence criterion (GCONV=1E-8) satisfied.	0,13	6,71	0,000		Algorithm converged.	-0,015	0,014	0,94		Algorithm converged.	0,13	6,62	0,9499		1,06		Algorithm converged.	0,15	7,50
Infections and infestations	Pneumonia bacterial	< 65 years	352	55,7	0	0,0	362	57,9	1	0,3		*	Quasi-complete separation of data points detected.				*	ERROR: Error in computing the link function, its derivatives, or the variance function.			0,00		Algorithm converged.	0,00	NE	0,3241	NE	>999.99		Algorithm converged.	0,00	NE
Infections and infestations	Pneumonia bacterial	>= 65 years	280	44,3	0	0,0	263	42,1	0	0,0	NE			NE	NE	NE		NE	NE	NE	NE		NE	NE	NE	NE		NE		NE	NE	NE
Infections and infestations	Pneumonia escherichia	< 65 years	352	55,7	0	0,0	362	57,9	1	0,3		*	Quasi-complete separation of data points detected.				*	ERROR: Error in computing the link function, its derivatives, or the variance function.			0,00		Algorithm converged.	0,00	NE	0,3241	NE	>999.99		Algorithm converged.	0,00	NE
Infections and infestations	Pneumonia escherichia	>= 65 years	280	44,3	0	0,0	263	42,1	0	0,0	NE			NE	NE	NE		NE	NE	NE	NE		NE	NE	NE	NE		NE		NE	NE	NE
Infections and infestations	Pseudomonal sepsis	< 65 years	352	55,7	0	0,0	362	57,9	1	0,3		*	Quasi-complete separation of data points detected.				*	ERROR: Error in computing the link function, its derivatives, or the variance function.			0,00		Algorithm converged.	0,00	NE	0,3241	NE	>999.99		Algorithm converged.	0,00	NE
Infections and infestations	Pseudomonal sepsis	>= 65 years	280	44,3	0	0,0	263	42,1	0	0,0	NE			NE	NE	NE		NE	NE	NE	NE		NE	NE	NE	NE		NE		NE	NE	NE
Infections and infestations	Sepsis	< 65 years	352	55,7	0	0,0	362	57,9	4	1,1		*	Quasi-complete separation of data points detected.				*	ERROR: Error in computing the link function, its derivatives, or the variance function.			0,00		Algorithm converged.	0,00	NE	0,0481	1,0000	>999.99		Algorithm converged.	0,00	NE
Infections and infestations	Sepsis	>= 65 years	280	44,3	0	0,0	263	42,1	1	0,4		*	Quasi-complete separation of data points detected.				*	ERROR: The mean parameter is either invalid or at a limit of its range for some observations.			0,00		Algorithm converged.	0,00	NE	0,3022		>999.99		Algorithm converged.	0,00	NE
Infections and infestations	Septic coagulopathy	< 65 years	352	55,7	0	0,0	362	57,9	0	0,0	NE			NE	NE	NE		NE	NE	NE	NE		NE	NE	NE	NE	NE	NE		NE	NE	NE
Infections and infestations	Septic coagulopathy	>= 65 years	280	44,3	1	0,4	263	42,1	0	0,0		*	Quasi-complete separation of data points detected.				*	WARNING: Negative of Hessian not positive definite.			NE		Algorithm converged.	NE	NE	0,3325		NE		Algorithm converged.	NE	NE
Infections and infestations	Upper respiratory tract infection	< 65 years	352	55,7	1	0,3	362	57,9	1	0,3	1,03		Convergence criterion (GCONV=1E-8) satisfied.	0,06	16,50	0,000		Algorithm converged.	-0,008	0,008	1,03		Algorithm converged.	0,06	16,38	0,9842	1,0000	0,97		Algorithm converged.	0,06	15,49
Infections and infestations	Upper respiratory tract infection	>= 65 years	280	44,3	0	0,0	263	42,1	0	0,0	NE			NE	NE	NE		NE	NE	NE	NE		NE	NE	NE	NE		NE		NE	NE	NE

Infections and infestations	Urinary tract infection	< 65 years	352	55,7	0	0,0	362	57,9	0	0,0	NE			NE	NE	NE		NE	NE	NE	NE		NE	NE	NE	NE	NE	NE		NE	NE	NE
Infections and infestations	Urinary tract infection	>= 65 years	280	44,3	0	0,0	263	42,1	1	0,4		*	Quasi-complete separation of data points detected.				*	ERROR: The mean parameter is either invalid or at a limit of its range for some observations.			0,00		Algorithm converged.	0,00	NE	0,3022		>999.99		Algorithm converged.	0,00	NE
Injury, poisoning and procedural complications		< 65 years	352	55,7	7	2,0	362	57,9	4	1,1	1,82		Convergence criterion (GCONV=1E-8) satisfied.	0,53	6,26	0,009		Algorithm converged.	-0,009	0,027	1,80		Algorithm converged.	0,53	6,09	0,3382	0,5870	0,56		Algorithm converged.	0,16	1,88
Injury, poisoning and procedural complications		>= 65 years	280	44,3	6	2,1	263	42,1	5	1,9	1,13		Convergence criterion (GCONV=1E-8) satisfied.	0,34	3,75	0,002		Algorithm converged.	-0,021	0,026	1,13		Algorithm converged.	0,35	3,65	0,8418		0,89		Algorithm converged.	0,27	2,87
Injury, poisoning and procedural complications	Ankle fracture	< 65 years	352	55,7	0	0,0	362	57,9	0	0,0	NE			NE	NE	NE		NE	NE	NE	NE		NE	NE	NE	NE	NE	NE		NE	NE	NE
Injury, poisoning and procedural complications	Ankle fracture	>= 65 years	280	44,3	0	0,0	263	42,1	1	0,4		*	Quasi-complete separation of data points detected.				*	ERROR: The mean parameter is either invalid or at a limit of its range for some observations.			0,00		Algorithm converged.	0,00	NE	0,3022		>999.99		Algorithm converged.	0,00	NE
Injury, poisoning and procedural complications	Cataract traumatic	< 65 years	352	55,7	1	0,3	362	57,9	0	0,0		*	Quasi-complete separation of data points detected.				*	WARNING: The relative Hessian convergence criterion of 52.752689443 is greater than the limit of 0.0001. The convergence is questionable.			NE		Algorithm converged.	NE	NE	0,3105	NE	NE		Algorithm converged.	NE	NE
Injury, poisoning and procedural complications	Cataract traumatic	>= 65 years	280	44,3	0	0,0	263	42,1	0	0,0	NE			NE	NE	NE		NE	NE	NE	NE		NE	NE	NE	NE		NE		NE	NE	NE
Injury, poisoning and procedural complications	Corneal abrasion	< 65 years	352	55,7	0	0,0	362	57,9	0	0,0	NE			NE	NE	NE		NE	NE	NE	NE		NE	NE	NE	NE	NE	NE		NE	NE	NE
Injury, poisoning and procedural complications	Corneal abrasion	>= 65 years	280	44,3	1	0,4	263	42,1	0	0,0		*	Quasi-complete separation of data points detected.				*	WARNING: Negative of Hessian not positive definite.			NE		Algorithm converged.	NE	NE	0,3325		NE		Algorithm converged.	NE	NE
Injury, poisoning and procedural complications	Fall	< 65 years	352	55,7	1	0,3	362	57,9	0	0,0		*	Quasi-complete separation of data points detected.				*	WARNING: The relative Hessian convergence criterion of 52.752689443 is greater than the limit of 0.0001. The convergence is questionable.			NE		Algorithm converged.	NE	NE	0,3105	0,2614	NE		Algorithm converged.	NE	NE
Injury, poisoning and procedural complications	Fall	>= 65 years	280	44,3	2	0,7	263	42,1	2	0,8	0,94		Convergence criterion (GCONV=1E-8) satisfied.	0,13	6,71	0,000		Algorithm converged.	-0,015	0,014	0,94		Algorithm converged.	0,13	6,62	0,9499		1,06		Algorithm converged.	0,15	7,50
Injury, poisoning and procedural complications	Femoral neck fracture	< 65 years	352	55,7	1	0,3	362	57,9	0	0,0		*	Quasi-complete separation of data points detected.				*	WARNING: The relative Hessian convergence criterion of 52.752689443 is greater than the limit of 0.0001. The convergence is questionable.			NE		Algorithm converged.	NE	NE	0,3105	0,0470	NE		Algorithm converged.	NE	NE
Injury, poisoning and procedural complications	Femoral neck fracture	>= 65 years	280	44,3	0	0,0	263	42,1	2	0,8		*	Quasi-complete separation of data points detected.				*	ERROR: The mean parameter is either invalid or at a limit of its range for some observations.			0,00		Algorithm converged.	0,00	NE	0,1441		>999.99		Algorithm converged.	0,00	NE
Injury, poisoning and procedural complications	Femur fracture	< 65 years	352	55,7	1	0,3	362	57,9	1	0,3	1,03		Convergence criterion (GCONV=1E-8) satisfied.	0,06	16,50	0,000		Algorithm converged.	-0,008	0,008	1,03		Algorithm converged.	0,06	16,38	0,9842	1,0000	0,97		Algorithm converged.	0,06	15,49
Injury, poisoning and procedural complications	Femur fracture	>= 65 years	280	44,3	0	0,0	263	42,1	0	0,0	NE			NE	NE	NE		NE	NE	NE	NE		NE	NE	NE	NE		NE		NE	NE	NE
Injury, poisoning and procedural complications	Hand fracture	< 65 years	352	55,7	0	0,0	362	57,9	0	0,0	NE			NE	NE	NE		NE	NE	NE	NE		NE	NE	NE	NE	NE	NE		NE	NE	NE
Injury, poisoning and procedural complications	Hand fracture	>= 65 years	280	44,3	1	0,4	263	42,1	0	0,0		*	Quasi-complete separation of data points detected.				*	WARNING: Negative of Hessian not positive definite.			NE		Algorithm converged.	NE	NE	0,3325		NE		Algorithm converged.	NE	NE
Injury, poisoning and procedural complications	Head injury	< 65 years	352	55,7	1	0,3	362	57,9	0	0,0		*	Quasi-complete separation of data points detected.				*	WARNING: The relative Hessian convergence criterion of 52.752689443 is greater than the limit of 0.0001. The convergence is questionable.			NE		Algorithm converged.	NE	NE	0,3105	0,0904	NE		Algorithm converged.	NE	NE
Injury, poisoning and procedural complications	Head injury	>= 65 years	280	44,3	0	0,0	263	42,1	1	0,4		*	Quasi-complete separation of data points detected.				*	ERROR: The mean parameter is either invalid or at a limit of its range for some observations.			0,00		Algorithm converged.	0,00	NE	0,3022		>999.99		Algorithm converged.	0,00	NE
Injury, poisoning and procedural complications	Hip fracture	< 65 years	352	55,7	0	0,0	362	57,9	0	0,0	NE			NE	NE	NE		NE	NE	NE	NE		NE	NE	NE	NE	NE	NE		NE	NE	NE
Injury, poisoning and procedural complications	Hip fracture	>= 65 years	280	44,3	1	0,4	263	42,1	0	0,0		*	Quasi-complete separation of data points detected.				*	WARNING: Negative of Hessian not positive definite.			NE		Algorithm converged.	NE	NE	0,3325		NE		Algorithm converged.	NE	NE
Injury, poisoning and procedural complications	Ligament sprain	< 65 years	352	55,7	2	0,6	362	57,9	0	0,0		*	Quasi-complete separation of data points detected.				*	WARNING: Negative of Hessian not positive definite.			NE		Algorithm converged.	NE	NE	0,1512	NE	NE		Algorithm converged.	NE	NE
Injury, poisoning and procedural complications	Ligament sprain	>= 65 years	280	44,3	0	0,0	263	42,1	0	0,0	NE			NE	NE	NE		NE	NE	NE	NE		NE	NE	NE	NE		NE		NE	NE	NE
Injury, poisoning and procedural complications	Limb injury	< 65 years	352	55,7	0	0,0	362	57,9	0	0,0	NE			NE	NE	NE		NE	NE	NE	NE		NE	NE	NE	NE	NE	NE		NE	NE	NE
Injury, poisoning and procedural complications	Limb injury	>= 65 years	280	44,3	1	0,4	263	42,1	0	0,0		*	Quasi-complete separation of data points detected.				*	WARNING: Negative of Hessian not positive definite.			NE		Algorithm converged.	NE	NE	0,3325		NE		Algorithm converged.	NE	NE
Injury, poisoning and procedural complications	Nail avulsion	< 65 years	352	55,7	0	0,0	362	57,9	1	0,3		*	Quasi-complete separation of data points detected.				*	ERROR: Error in computing the link function, its derivatives, or the variance function.			0,00		Algorithm converged.	0,00	NE	0,3241	NE	>999.99		Algorithm converged.	0,00	NE
Injury, poisoning and procedural complications	Nail avulsion	>= 65 years	280	44,3	0	0,0	263	42,1	0	0,0	NE			NE	NE	NE		NE	NE	NE	NE		NE	NE	NE	NE		NE		NE	NE	NE
Injury, poisoning and procedural complications	Overdose	< 65 years	352	55,7	0	0,0	362	57,9	1	0,3		*	Quasi-complete separation of data points detected.				*	ERROR: Error in computing the link function, its derivatives, or the variance function.			0,00		Algorithm converged.	0,00	NE	0,3241	1,0000	>999.99		Algorithm converged.	0,00	NE
Injury, poisoning and procedural complications	Overdose	>= 65 years	280	44,3	0	0,0	263	42,1	1	0,4		*	Quasi-complete separation of data points detected.				*	ERROR: The mean parameter is either invalid or at a limit of its range for some observations.			0,00		Algorithm converged.	0,00	NE	0,3022		>999.99		Algorithm converged.	0,00	NE
Injury, poisoning and procedural complications	Pelvic fracture	< 65 years	352	55,7	0	0,0	362	57,9	0	0,0	NE			NE	NE	NE		NE	NE	NE	NE		NE	NE	NE	NE	NE	NE		NE	NE	NE
Injury, poisoning and procedural complications	Pelvic fracture	>= 65 years	280	44,3	1	0,4	263	42,1	0	0,0		*	Quasi-complete separation of data points detected.				*	WARNING: Negative of Hessian not positive definite.			NE		Algorithm converged.	NE	NE	0,3325		NE		Algorithm converged.	NE	NE
Injury, poisoning and procedural complications	Skull fractured base	< 65 years	352	55,7	0	0,0	362	57,9	0	0,0	NE			NE	NE	NE		NE	NE	NE	NE		NE	NE	NE	NE	NE	NE		NE	NE	NE
Injury, poisoning and procedural complications	Skull fractured base	>= 65 years	280	44,3	0	0,0	263	42,1	1	0,4		*	Quasi-complete separation of data points detected.				*	ERROR: The mean parameter is either invalid or at a limit of its range for some observations.			0,00		Algorithm converged.	0,00	NE	0,3022		>999.99		Algorithm converged.	0,00	NE
Injury, poisoning and procedural complications	Spinal compression fracture	< 65 years	352	55,7	1	0,3	362	57,9	0	0,0		*	Quasi-complete separation of data points detected.				*	WARNING: The relative Hessian convergence criterion of 60.288787935 is greater than the limit of 0.0001. The convergence is questionable.			NE		Algorithm converged.	NE	NE	0,3105	NE	NE		Algorithm converged.	NE	NE
Injury, poisoning and procedural complications	Spinal compression fracture	>= 65 years	280	44,3	0	0,0	263	42,1	0	0,0	NE			NE	NE	NE		NE	NE	NE	NE		NE	NE	NE	NE		NE		NE	NE	NE
Injury, poisoning and procedural complications	Tooth fracture	< 65 years	352	55,7	0	0,0	362	57,9	1	0,3		*	Quasi-complete separation of data points detected.				*	ERROR: Error in computing the link function, its derivatives, or the variance function.			0,00		Algorithm converged.	0,00	NE	0,3241	NE	>999.99		Algorithm converged.	0,00	NE
Injury, poisoning and procedural complications	Tooth fracture	>= 65 years	280	44,3	0	0,0	263	42,1	0	0,0	NE			NE	NE	NE		NE	NE	NE	NE		NE	NE	NE	NE		NE		NE	NE	NE
Injury, poisoning and procedural complications	Wrist fracture	< 65 years	352	55,7	0	0,0	362	57,9	0	0,0	NE			NE	NE	NE		NE	NE	NE	NE		NE	NE	NE	NE	NE	NE		NE	NE	NE
Injury, poisoning and procedural complications	Wrist fracture	>= 65 years	280	44,3	1	0,4	263	42,1	0	0,0		*	Quasi-complete separation of data points detected.				*	WARNING: Negative of Hessian not positive definite.			NE		Algorithm converged.	NE	NE	0,3325		NE		Algorithm converged.	NE	NE
Investigations		< 65 years	352	55,7	0	0,0	362	57,9	0	0,0	NE			NE	NE	NE		NE	NE	NE	NE		NE	NE	NE	NE	NE	NE		NE	NE	NE
Investigations		>= 65 years	280	44,3	1	0,4	263	42,1	0	0,0		*	Quasi-complete separation of data points detected.				*	WARNING: Negative of Hessian not positive definite.			NE		Algorithm converged.	NE	NE	0,3325		NE		Algorithm converged.	NE	NE
Investigations	Blood potassium increased	< 65 years	352	55,7	0	0,0	362	57,9	0	0,0	NE			NE	NE	NE		NE	NE	NE	NE		NE	NE	NE	NE	NE	NE		NE	NE	NE
Investigations	Blood potassium increased	>= 65 years	280	44,3	1	0,4	263	42,1	0	0,0		*	Quasi-complete separation of data points detected.				*	WARNING: Negative of Hessian not positive definite.			NE		Algorithm converged.	NE	NE	0,3325		NE		Algorithm converged.	NE	NE
Metabolism and nutrition disorders		< 65 years	352	55,7	5	1,4	362	57,9	3	0,8	1,72		Convergence criterion (GCONV=1E-8) satisfied.	0,41	7,27	0,006		Algorithm converged.	-0,010	0,021	1,71		Algorithm converged.	0,41	7,12	0,4530	0,8664	0,58		Algorithm converged.	0,14	2,42
Metabolism and nutrition disorders		>= 65 years	280	44,3	3	1,1	263	42,1	2	0,8	1,41		Convergence criterion (GCONV=1E-8) satisfied.	0,23	8,52	0,003		Algorithm converged.	-0,013	0,019	1,41		Algorithm converged.	0,24	8,37	0,7048		0,71		Algorithm converged.	0,12	4,21
Metabolism and nutrition disorders	Dehydration	< 65 years	352	55,7	2	0,6	362	57,9	1	0,3	2,06		Convergence criterion (GCONV=1E-8) satisfied.	0,19	22,85	0,003		Algorithm converged.	-0,007	0,012	2,06		Algorithm converged.	0,19	22,58	0,5468	0,1771	0,49		Algorithm converged.	0,04	5,34
Metabolism and nutrition disorders	Dehydration	>= 65 years	280	44,3	0	0,0	263	42,1	1	0,4		*	Quasi-complete separation of data points detected.				*	ERROR: The mean parameter is either invalid or at a limit of its range for some observations.			0,00		Algorithm converged.	0,00	NE	0,3022		>999.99		Algorithm converged.	0,00	NE
Metabolism and nutrition disorders	Diabetic endorgan damage	< 65 years	352	55,7	0	0,0	362	57,9	0	0,0	NE			NE	NE	NE		NE	NE	NE	NE		NE	NE	NE	NE	NE	NE		NE	NE	NE
Metabolism and nutrition disorders	Diabetic endorgan damage	>= 65 years	280	44,3	0	0,0	263	42,1	1	0,4		*	Quasi-complete separation of data points detected.				*	ERROR: The mean parameter is either invalid or at a limit of its range for some observations.			0,00		Algorithm converged.	0,00	NE	0,3022		>999.99		Algorithm converged.	0,00	NE
Metabolism and nutrition disorders	Diabetic ketoacidosis	< 65 years	352	55,7	0	0,0	362	57,9	1	0,3		*	Quasi-complete separation of data points detected.				*	ERROR: Error in computing the link function, its derivatives, or the variance function.			0,00		Algorithm converged.	0,00	NE	0,3241	NE	>999.99		Algorithm converged.	0,00	NE
Metabolism and nutrition disorders	Diabetic ketoacidosis	>= 65 years	280	44,3	0	0,0	263	42,1	0	0,0	NE			NE	NE	NE		NE	NE	NE	NE		NE	NE	NE	NE		NE		NE	NE	NE
Metabolism and nutrition disorders	Hyperglycaemia	< 65 years	352	55,7	1	0,3	362	57,9	0	0,0		*	Quasi-complete separation of data points detected.				*	WARNING: The relative Hessian convergence criterion of 52.752689443 is greater than the limit of 0.0001. The convergence is questionable.			NE		Algorithm converged.	NE	NE	0,3105	NE	NE		Algorithm converged.	NE	NE
Metabolism and nutrition disorders	Hyperglycaemia	>= 65 years	280	44,3	0	0,0	263	42,1	0	0,0	NE			NE	NE	NE		NE	NE	NE	NE		NE	NE	NE	NE		NE		NE	NE	NE
Metabolism and nutrition disorders	Hyperkalaemia	< 65 years	352	55,7	1	0,3	362	57,9	0	0,0		*	Quasi-complete separation of data points detected.				*	WARNING: The relative Hessian convergence criterion of 52.752689443 is greater than the limit of 0.0001. The convergence is questionable.			NE		Algorithm converged.	NE	NE	0,3105	1,0000	NE		Algorithm converged.	NE	NE
Metabolism and nutrition disorders	Hyperkalaemia	>= 65 years	280	44,3	1	0,4	263	42,1	0	0,0		*	Quasi-complete separation of data points detected.				*	WARNING: Negative of Hessian not positive definite.			NE		Algorithm converged.	NE	NE	0,3325		NE		Algorithm converged.	NE	NE
Metabolism and nutrition disorders	Hypoglycaemia	< 65 years	352	55,7	2	0,6	362	57,9	0	0,0		*	Quasi-complete separation of data points detected.				*	WARNING: Negative of Hessian not positive definite.			NE		Algorithm converged.	NE	NE	0,1512	1,0000	NE		Algorithm converged.	NE	NE
Metabolism and nutrition disorders	Hypoglycaemia	>= 65 years	280	44,3	2	0,7	263	42,1	0	0,0		*	Quasi-complete separation of data points detected.				*	WARNING: Negative of Hessian not positive definite.			NE		Algorithm converged.	NE	NE	0,1701		NE		Algorithm converged.	NE	NE
Metabolism and nutrition disorders	Type 1 diabetes mellitus	< 65 years	352	55,7	0	0,0	362	57,9	1	0,3		*	Quasi-complete separation of data points detected.				*	ERROR: Error in computing the link function, its derivatives, or the variance function.			0,00		Algorithm converged.	0,00	NE	0,3241	NE	>999.99		Algorithm converged.	0,00	NE
Metabolism and nutrition disorders	Type 1 diabetes mellitus	>= 65 years	280	44,3	0	0,0	263	42,1	0	0,0	NE			NE	NE	NE		NE	NE	NE	NE		NE	NE	NE	NE		NE		NE	NE	NE
Musculoskeletal and connective tissue disorders		< 65 years	352	55,7	3	0,9	362	57,9	1	0,3	3,10		Convergence criterion (GCONV=1E-8) satisfied.	0,32	29,97	0,006		Algorithm converged.	-0,005	0,017	3,09		Algorithm converged.	0,32	29,52	0,3029	0,7678	0,32		Algorithm converged.	0,03	3,10
Musculoskeletal and connective tissue disorders		>= 65 years	280	44,3	2	0,7	263	42,1	1	0,4	1,88		Convergence criterion (GCONV=1E-8) satisfied.	0,17	20,91	0,003		Algorithm converged.	-0,009	0,016	1,88		Algorithm converged.	0,17	20,60	0,6000		0,53		Algorithm converged.	0,05	5,84
Musculoskeletal and connective tissue disorders	Back pain	< 65 years	352	55,7	0	0,0	362	57,9	0	0,0	NE			NE	NE	NE		NE	NE	NE	NE		NE	NE	NE	NE	1,0000	NE		NE	NE	NE
Musculoskeletal and connective tissue disorders	Back pain	>= 65 years	280	44,3	2	0,7	263	42,1	1	0,4	1,88		Convergence criterion (GCONV=1E-8) satisfied.	0,17	20,91	0,003		Algorithm converged.	-0,009	0,016	1,88		Algorithm converged.	0,17	20,60	0,6000		0,53		Algorithm converged.	0,05	5,84
Musculoskeletal and connective tissue disorders	Muscular weakness	< 65 years	352	55,7	0	0,0	362	57,9	1	0,3		*	Quasi-complete separation of data points detected.				*	ERROR: Error in computing the link function, its derivatives, or the variance function.			0,00		Algorithm converged.	0,00	NE	0,3241	NE	>999.99		Algorithm converged.	0,00	NE
Musculoskeletal and connective tissue disorders	Muscular weakness	>= 65 years	280	44,3	0	0,0	263	42,1	0	0,0	NE			NE	NE	NE		NE	NE	NE	NE		NE	NE	NE	NE		NE		NE	NE	NE
Musculoskeletal and connective tissue disorders	Osteochondrosis	< 65 years	352	55,7	1	0,3	362	57,9	0	0,0		*	Quasi-complete separation of data points detected.				*	WARNING: The relative Hessian convergence criterion of 60.288787935 is greater than the limit of 0.0001. The convergence is questionable.			NE		Algorithm converged.	NE	NE	0,3105	NE	NE		Algorithm converged.	NE	NE
Musculoskeletal and connective tissue disorders	Osteochondrosis	>= 65 years	280	44,3	0	0,0	263	42,1	0	0,0	NE			NE	NE	NE		NE	NE	NE	NE		NE	NE	NE	NE		NE		NE	NE	NE
Musculoskeletal and connective tissue disorders	Pain in extremity	< 65 years	352	55,7	1	0,3	362	57,9	0	0,0		*	Quasi-complete separation of data points detected.				*	WARNING: The relative Hessian convergence criterion of 52.752689443 is greater than the limit of 0.0001. The convergence is questionable.			NE		Algorithm converged.	NE	NE	0,3105	1,0000	NE		Algorithm converged.	NE	NE
Musculoskeletal and connective tissue disorders	Pain in extremity	>= 65 years	280	44,3	1	0,4	263	42,1	0	0,0		*	Quasi-complete separation of data points detected.				*	WARNING: Negative of Hessian not positive definite.			NE		Algorithm converged.	NE	NE	0,3325		NE		Algorithm converged.	NE	NE
Musculoskeletal and connective tissue disorders	Polyarthritis	< 65 years	352	55,7	0	0,0	362	57,9	0	0,0	NE			NE	NE	NE		NE	NE	NE	NE		NE	NE	NE	NE	NE	NE		NE	NE	NE
Musculoskeletal and connective tissue disorders	Polyarthritis	>= 65 years	280	44,3	1	0,4	263	42,1	0	0,0		*	Quasi-complete separation of data points detected.				*	WARNING: Negative of Hessian not positive definite.			NE		Algorithm converged.	NE	NE	0,3325		NE		Algorithm converged.	NE	NE
Musculoskeletal and connective tissue disorders	Rotator cuff syndrome	< 65 years	352	55,7	1	0,3	362	57,9	0	0,0		*	Quasi-complete separation of data points detected.				*	WARNING: The relative Hessian convergence criterion of 52.752689443 is greater than the limit of 0.0001. The convergence is questionable.			NE		Algorithm converged.	NE	NE	0,3105	NE	NE		Algorithm converged.	NE	NE
Musculoskeletal and connective tissue disorders	Rotator cuff syndrome	>= 65 years	280	44,3	0	0,0	263	42,1	0	0,0	NE			NE	NE	NE		NE	NE	NE	NE		NE	NE	NE	NE		NE		NE	NE	NE
Neoplasms benign, malignant and unspecified (incl cysts and polyps)		< 65 years	352	55,7	3	0,9	362	57,9	1	0,3	3,10		Convergence criterion (GCONV=1E-8) satisfied.	0,32	29,97	0,006		Algorithm converged.	-0,005	0,017	3,09		Algorithm converged.	0,32	29,52	0,3029	0,3581	0,32		Algorithm converged.	0,03	3,10
Neoplasms benign, malignant and unspecified (incl cysts and polyps)		>= 65 years	280	44,3	4	1,4	263	42,1	4	1,5	0,94		Convergence criterion (GCONV=1E-8) satisfied.	0,23	3,79	-0,001		Algorithm converged.	-0,021	0,019	0,94		Algorithm converged.	0,24	3,72	0,9289		1,06		Algorithm converged.	0,27	4,21

| | | |

| | | |

POPULATION: Safety-Evaluable Population B vs. C
ENDPOINT: Severe AEs through Week 56
MODEL: Unstratified analysis
STUDY: GR40349 & GR40398
Dichotomous Analysis by Subgroups (Safety)

Baseline BCVA ETDRS letter score

			Faricimab (FTI) (N=632)				Aflibercept (N=625)				Faricimab (FTI) vs. Aflibercept										Aflibercept vs. Faricimab (FTI)			
			Patients		Patients with Event		Patients		Patients with Event		Odds Ratio				Absolute Risk Difference				Relative Risk						
MedDRA System Organ Class	MedDRA Preferred Term	Level	n	%	n	%	n	%	n	%	Odds Ratio	Convergence Reason	95% Lower CL	95% Upper CL	Absolute Risk	Convergence Reason	95% Lower CL	95% Upper CL	Relative Risk	Convergence Reason	95% Lower CL	95% Upper CL	p-value (Cochran-Mantel-Haenszel)	Interaction Test (likelihood ratio)	Relative Risk	Convergence Reason	95% Lower CL	95% Upper CL
Blood and lymphatic system disorders		< 64 letters	281	44,5	1	0,4	284	45,4	1	0,4	1,01	Convergence criterion (GCONV=1E-8) satisfied.	0,06	16,24	0,000	Algorithm converged.	-0,010	0,010	1,01	Algorithm converged.	0,06	16,08	0,9940	0,1929	0,99	Algorithm converged.	0,06	15,74
Blood and lymphatic system disorders		>= 64 letters	343	55,3	0	0,0	341	54,6	0	0,0		Quasi-complete separation of data points detected.				WARNING: Negative of Hessian not positive definite.			NE	Algorithm converged.	NE	NE	0,1618		NE	Algorithm converged.	NE	NE
Blood and lymphatic system disorders		Missing	2	0,3	0	0,0	0	0,0	0	0,0	NE		NE	NE	NE	NE	NE	NE	NE	NE	NE	NE	NE		NE	NE	NE	NE
Blood and lymphatic system disorders	Anaemia	< 64 letters	281	44,5	1	0,4	284	45,4	1	0,4	1,01	Convergence criterion (GCONV=1E-8) satisfied.	0,06	16,24	0,000	Algorithm converged.	-0,010	0,010	1,01	Algorithm converged.	0,06	16,08	0,9940	0,1929	0,99	Algorithm converged.	0,06	15,74
Blood and lymphatic system disorders	Anaemia	>= 64 letters	343	55,3	0	0,0	341	54,6	0	0,0		Quasi-complete separation of data points detected.				WARNING: Negative of Hessian not positive definite.			NE	Algorithm converged.	NE	NE	0,1618		NE	Algorithm converged.	NE	NE
Blood and lymphatic system disorders	Anaemia	Missing	2	0,3	0	0,0	0	0,0	0	0,0	NE		NE	NE	NE	NE	NE	NE	NE	NE	NE	NE	NE		NE	NE	NE	NE
Cardiac disorders		< 64 letters	281	44,5	9	3,2	284	45,4	9	3,2	1,01	Convergence criterion (GCONV=1E-8) satisfied.	0,45	2,59	0,000	Algorithm converged.	-0,023	0,023	1,01	Algorithm converged.	0,41	2,51	0,9817	0,9578	0,99	Algorithm converged.	0,43	2,48
Cardiac disorders		>= 64 letters	343	55,2	10	2,9	341	54,6	10	2,9	0,98	Convergence criterion (GCONV=1E-8) satisfied.	0,40	2,38	-0,003	Algorithm converged.	-0,024	0,024	0,98	Algorithm converged.	0,41	2,32	0,9581		1,02	Algorithm converged.	0,43	2,43
Cardiac disorders		Missing	2	0,3	0	0,0	0	0,0	0	0,0	NE		NE	NE	NE	NE	NE	NE	NE	NE	NE	NE	NE		NE	NE	NE	NE
Cardiac disorders	Acute coronary syndrome	< 64 letters	281	44,5	0	0,0	284	45,4	0	0,0	NE		NE	NE	NE	NE	NE	NE	NE	NE	NE	NE	NE	NE	NE	NE	NE	NE
Cardiac disorders	Acute coronary syndrome	>= 64 letters	343	55,2	1	0,3	341	54,6	0	0,0		Quasi-complete separation of data points detected.				WARNING: The relative Hessian convergence criterion of 49.7545983O5 is greater than the limit of 0.0001. The convergence is questionable.			NE	Algorithm converged.	NE	NE	0,3229		NE	Algorithm converged.	NE	NE
Cardiac disorders	Acute coronary syndrome	Missing	2	0,3	0	0,0	0	0,0	0	0,0	NE		NE	NE	NE	NE	NE	NE	NE	NE	NE	NE	NE		NE	NE	NE	NE
Cardiac disorders	Acute left ventricular failure	< 64 letters	281	44,5	1	0,4	284	45,4	1	0,4	1,01	Convergence criterion (GCONV=1E-8) satisfied.	0,06	16,24	0,000	Algorithm converged.	-0,010	0,010	1,01	Algorithm converged.	0,06	16,08	0,9940	0,3058	0,99	Algorithm converged.	0,06	15,74
Cardiac disorders	Acute left ventricular failure	>= 64 letters	343	55,2	0	0,0	341	54,6	1	0,3		Quasi-complete separation of data points detected.				ERROR: The mean parameter is either invalid or at a limit of its range for some observations.			0,00	Algorithm converged.	0,00	NE	0,3117		>999,99	Algorithm converged.	0,00	NE
Cardiac disorders	Acute left ventricular failure	Missing	2	0,3	0	0,0	0	0,0	0	0,0	NE		NE	NE	NE	NE	NE	NE	NE	NE	NE	NE	NE		NE	NE	NE	NE
Cardiac disorders	Acute myocardial infarction	< 64 letters	281	44,5	1	0,4	284	45,4	1	0,4	1,01	Convergence criterion (GCONV=1E-8) satisfied.	0,06	16,24	0,000	Algorithm converged.	-0,010	0,010	1,01	Algorithm converged.	0,06	16,08	0,9940	0,7327	0,99	Algorithm converged.	0,06	15,74
Cardiac disorders	Acute myocardial infarction	>= 64 letters	343	55,0	3	0,9	341	54,6	3	0,9	0,65	Convergence criterion (GCONV=1E-8) satisfied.	0,11	3,91	-0,003	Algorithm converged.	-0,016	0,010	0,65	Algorithm converged.	0,11	3,87	0,6351		1,54	Algorithm converged.	0,26	9,19
Cardiac disorders	Acute myocardial infarction	Missing	2	0,3	0	0,0	0	0,0	0	0,0	NE		NE	NE	NE	NE	NE	NE	NE	NE	NE	NE	NE		NE	NE	NE	NE
Cardiac disorders	Angina pectoris	< 64 letters	281	44,5	1	0,4	284	45,4	1	0,4	1,01	Convergence criterion (GCONV=1E-8) satisfied.	0,06	16,24	0,000	Algorithm converged.	-0,010	0,010	1,01	Algorithm converged.	0,06	16,08	0,9940	1,0000	0,99	Algorithm converged.	0,06	15,74
Cardiac disorders	Angina pectoris	>= 64 letters	343	55,2	0	0,0	341	54,6	0	0,0	NE		NE	NE	NE	NE	NE	NE	NE	NE	NE	NE	NE		NE	NE	NE	NE
Cardiac disorders	Angina pectoris	Missing	2	0,3	0	0,0	0	0,0	0	0,0	NE		NE	NE	NE	NE	NE	NE	NE	NE	NE	NE	NE		NE	NE	NE	NE
Cardiac disorders	Angina unstable	< 64 letters	281	44,5	0	0,0	284	45,4	0	0,0	NE		NE	NE	NE	NE	NE	NE	NE	NE	NE	NE	NE	NE	NE	NE	NE	NE
Cardiac disorders	Angina unstable	>= 64 letters	343	55,2	0	0,0	341	54,6	0	0,0		Quasi-complete separation of data points detected.				WARNING: The relative Hessian convergence criterion of 49.7545983O5 is greater than the limit of 0.0001. The convergence is questionable.			NE	Algorithm converged.	NE	NE	0,3229		NE	Algorithm converged.	NE	NE
Cardiac disorders	Angina unstable	Missing	2	0,3	0	0,0	0	0,0	0	0,0	NE		NE	NE	NE	NE	NE	NE	NE	NE	NE	NE	NE		NE	NE	NE	NE
Cardiac disorders	Arrhythmia	< 64 letters	281	44,5	0	0,0	284	45,4	0	0,0	NE		NE	NE	NE	NE	NE	NE	NE	NE	NE	NE	NE	NE	NE	NE	NE	NE
Cardiac disorders	Arrhythmia	>= 64 letters	343	55,2	1	0,3	341	54,6	0	0,0		Quasi-complete separation of data points detected.				WARNING: The relative Hessian convergence criterion of 49.7545983O5 is greater than the limit of 0.0001. The convergence is questionable.			NE	Algorithm converged.	NE	NE	0,3229		NE	Algorithm converged.	NE	NE
Cardiac disorders	Arrhythmia	Missing	2	0,3	0	0,0	0	0,0	0	0,0	NE		NE	NE	NE	NE	NE	NE	NE	NE	NE	NE	NE		NE	NE	NE	NE
Cardiac disorders	Atrial fibrillation	< 64 letters	281	44,5	0	0,0	284	45,4	0	0,0	NE		NE	NE	NE	NE	NE	NE	NE	NE	NE	NE	NE	NE	NE	NE	NE	NE
Cardiac disorders	Atrial fibrillation	>= 64 letters	343	55,2	1	0,3	341	54,6	0	0,0		Quasi-complete separation of data points detected.				WARNING: The relative Hessian convergence criterion of 49.7545983O5 is greater than the limit of 0.0001. The convergence is questionable.			NE	Algorithm converged.	NE	NE	0,3229		NE	Algorithm converged.	NE	NE
Cardiac disorders	Atrial fibrillation	Missing	2	0,3	0	0,0	0	0,0	0	0,0	NE		NE	NE	NE	NE	NE	NE	NE	NE	NE	NE	NE		NE	NE	NE	NE
Cardiac disorders	Atrioventricular block complete	< 64 letters	281	44,5	0	0,0	284	45,4	0	0,0	NE		NE	NE	NE	NE	NE	NE	NE	NE	NE	NE	NE	NE	NE	NE	NE	NE
Cardiac disorders	Atrioventricular block complete	>= 64 letters	343	55,2	0	0,0	341	54,6	0	0,0	NE		NE	NE	NE	NE	NE	NE	NE	NE	NE	NE	NE		NE	NE	NE	NE
Cardiac disorders	Atrioventricular block complete	Missing	2	0,3	0	0,0	0	0,0	0	0,0	NE		NE	NE	NE	NE	NE	NE	NE	NE	NE	NE	NE		NE	NE	NE	NE
Cardiac disorders	Cardiac arrest	< 64 letters	281	44,5	1	0,4	284	45,4	1	0,4	1,01	Convergence criterion (GCONV=1E-8) satisfied.	0,06	16,24	0,000	Algorithm converged.	-0,010	0,010	1,01	Algorithm converged.	0,06	16,08	0,9940	1,0000	0,99	Algorithm converged.	0,06	15,74
Cardiac disorders	Cardiac arrest	>= 64 letters	343	55,2	0	0,0	341	54,6	0	0,0	NE		NE	NE	NE	NE	NE	NE	NE	NE	NE	NE	NE		NE	NE	NE	NE
Cardiac disorders	Cardiac arrest	Missing	2	0,3	0	0,0	0	0,0	0	0,0	NE		NE	NE	NE	NE	NE	NE	NE	NE	NE	NE	NE		NE	NE	NE	NE
Cardiac disorders	Cardiac failure	< 64 letters	281	44,5	2	0,7	284	45,4	1	0,4	2,03	Convergence criterion (GCONV=1E-8) satisfied.	0,18	22,50	0,002	Algorithm converged.	-0,008	0,016	2,02	Algorithm converged.	0,18	22,17	0,5568	0,6958	0,49	Algorithm converged.	0,03	5,43
Cardiac disorders	Cardiac failure	>= 64 letters	343	55,2	2	0,6	341	54,6	2	0,6	1,00	Convergence criterion (GCONV=1E-8) satisfied.	0,26	15,68	-0,000	Algorithm converged.	-0,008	0,008	1,00	Algorithm converged.	0,26	15,52	0,9869		1,01	Algorithm converged.	0,06	15,92
Cardiac disorders	Cardiac failure	Missing	2	0,3	0	0,0	0	0,0	0	0,0	NE		NE	NE	NE	NE	NE	NE	NE	NE	NE	NE	NE		NE	NE	NE	NE
Cardiac disorders	Cardiac failure congestive	< 64 letters	281	44,5	2	0,7	284	45,4	2	0,7		Quasi-complete separation of data points detected.				ERROR: The mean parameter is either invalid or at a limit of its range for some observations.			0,00	Algorithm converged.	0,00	NE	0,1591	0,2814	>999,99	Algorithm converged.	0,00	NE
Cardiac disorders	Cardiac failure congestive	>= 64 letters	343	55,2	1	0,3	341	54,6	2	0,6	0,49	Convergence criterion (GCONV=1E-8) satisfied.	0,04	5,40	-0,003	Algorithm converged.	-0,011	0,001	0,49	Algorithm converged.	0,04	5,36	0,5496		2,03	Algorithm converged.	0,19	22,47
Cardiac disorders	Cardiac failure congestive	Missing	2	0,3	0	0,0	0	0,0	0	0,0	NE		NE	NE	NE	NE	NE	NE	NE	NE	NE	NE	NE		NE	NE	NE	NE
Cardiac disorders	Cardiovascular disorder	< 64 letters	281	44,5	0	0,0	284	45,4	0	0,0	NE		NE	NE	NE	NE	NE	NE	NE	NE	NE	NE	NE	NE	NE	NE	NE	NE
Cardiac disorders	Cardiovascular disorder	>= 64 letters	343	55,2	0	0,0	341	54,6	0	0,0	NE		NE	NE	NE	NE	NE	NE	NE	NE	NE	NE	NE		NE	NE	NE	NE
Cardiac disorders	Cardiovascular disorder	Missing	2	0,3	0	0,0	0	0,0	0	0,0	NE		NE	NE	NE	NE	NE	NE	NE	NE	NE	NE	NE		NE	NE	NE	NE
Cardiac disorders	Chronic left ventricular failure	< 64 letters	281	44,5	0	0,0	284	45,4	0	0,0	NE		NE	NE	NE	NE	NE	NE	NE	NE	NE	NE	NE	NE	NE	NE	NE	NE
Cardiac disorders	Chronic left ventricular failure	>= 64 letters	343	55,2	0	0,0	341	54,6	0	0,0	NE		NE	NE	NE	NE	NE	NE	NE	NE	NE	NE	NE		NE	NE	NE	NE
Cardiac disorders	Chronic left ventricular failure	Missing	2	0,3	0	0,0	0	0,0	0	0,0	NE		NE	NE	NE	NE	NE	NE	NE	NE	NE	NE	NE		NE	NE	NE	NE
Cardiac disorders	Coronary artery disease	< 64 letters	281	44,5	1	0,4	284	45,4	1	0,4	2,03	Convergence criterion (GCONV=1E-8) satisfied.	0,18	22,50	0,002	Algorithm converged.	-0,008	0,016	2,02	Algorithm converged.	0,18	22,17	0,5568	0,3975	0,49	Algorithm converged.	0,03	5,43
Cardiac disorders	Coronary artery disease	>= 64 letters	343	55,2	2	0,6	341	54,6	2	0,6	0,49	Convergence criterion (GCONV=1E-8) satisfied.	0,04	5,40	-0,003	Algorithm converged.	-0,011	0,001	0,49	Algorithm converged.	0,04	5,36	0,5496		2,03	Algorithm converged.	0,19	22,47
Cardiac disorders	Coronary artery disease	Missing	2	0,3	0	0,0	0	0,0	0	0,0	NE		NE	NE	NE	NE	NE	NE	NE	NE	NE	NE	NE		NE	NE	NE	NE
Cardiac disorders	Ischaemic cardiomyopathy	< 64 letters	281	44,5	0	0,0	284	45,4	0	0,0	NE		NE	NE	NE	NE	NE	NE	NE	NE	NE	NE	NE	NE	NE	NE	NE	NE
Cardiac disorders	Ischaemic cardiomyopathy	>= 64 letters	343	55,2	2	0,6	341	54,6	0	0,0		Quasi-complete separation of data points detected.				WARNING: Negative of Hessian not positive definite.			NE	Algorithm converged.	NE	NE	0,1547		NE	Algorithm converged.	NE	NE
Cardiac disorders	Ischaemic cardiomyopathy	Missing	2	0,3	0	0,0	0	0,0	0	0,0	NE		NE	NE	NE	NE	NE	NE	NE	NE	NE	NE	NE		NE	NE	NE	NE
Cardiac disorders	Myocardial infarction	< 64 letters	281	44,5	2	0,7	284	45,4	2	0,7	1,01	Convergence criterion (GCONV=1E-8) satisfied.	0,14	7,23	0,000	Algorithm converged.	-0,016	0,016	1,01	Algorithm converged.	0,14	7,13	0,9915	0,7440	0,99	Algorithm converged.	0,14	6,98
Cardiac disorders	Myocardial infarction	>= 64 letters	343	55,2	1	0,3	341	54,6	1	0,3	0,49	Convergence criterion (GCONV=1E-8) satisfied.	0,11	5,91	-0,003	Algorithm converged.	-0,016	0,010	0,49	Algorithm converged.	0,11	5,87	0,6351		1,54	Algorithm converged.	0,26	9,19
Cardiac disorders	Myocardial infarction	Missing	2	0,3	0	0,0	0	0,0	0	0,0	NE		NE	NE	NE	NE	NE	NE	NE	NE	NE	NE	NE		NE	NE	NE	NE
Cardiac disorders	Pericardial effusion	< 64 letters	281	44,5	0	0,0	284	45,4	1	0,4		Quasi-complete separation of data points detected.				ERROR: The mean parameter is either invalid or at a limit of its range for some observations.			0,00	Algorithm converged.	0,00	NE	0,3199		>999,99	Algorithm converged.	0,00	NE
Cardiac disorders	Pericardial effusion	>= 64 letters	343	55,2	0	0,0	341	54,6	0	0,0	NE		NE	NE	NE	NE	NE	NE	NE	NE	NE	NE	NE		NE	NE	NE	NE
Cardiac disorders	Pericardial effusion	Missing	2	0,3	0	0,0	0	0,0	0	0,0	NE		NE	NE	NE	NE	NE	NE	NE	NE	NE	NE	NE		NE	NE	NE	NE
Eye disorders		< 64 letters	281	44,5	7	2,5	284	45,4	10	3,5	0,70	Convergence criterion (GCONV=1E-8) satisfied.	0,26	1,87	-0,010	Algorithm converged.	-0,038	0,018	0,73	Algorithm converged.	0,27	1,83	0,4749	0,0460	1,43	Algorithm converged.	0,55	3,68
Eye disorders		>= 64 letters	343	55,2	8	2,3	341	54,6	2	0,6	3,98	Convergence criterion (GCONV=1E-8) satisfied.	0,84	18,86	0,017	Algorithm converged.	-0,001	0,035	3,91	Algorithm converged.	0,84	18,27	0,0611		0,26	Algorithm converged.	0,01	1,20
Eye disorders		Missing	2	0,3	0	0,0	0	0,0	0	0,0	NE		NE	NE	NE	NE	NE	NE	NE	NE	NE	NE	NE		NE	NE	NE	NE
Eye disorders	Angle closure glaucoma	< 64 letters	281	44,5	0	0,0	284	45,4	1	0,4		Quasi-complete separation of data points detected.				ERROR: The mean parameter is either invalid or at a limit of its range for some observations.			0,00	Algorithm converged.	0,00	NE	0,3199		>999,99	Algorithm converged.	0,00	NE
Eye disorders	Angle closure glaucoma	>= 64 letters	343	55,2	0	0,0	341	54,6	0	0,0	NE		NE	NE	NE	NE	NE	NE	NE	NE	NE	NE	NE		NE	NE	NE	NE
Eye disorders	Angle closure glaucoma	Missing	2	0,3	0	0,0	0	0,0	0	0,0	NE		NE	NE	NE	NE	NE	NE	NE	NE	NE	NE	NE		NE	NE	NE	NE
Eye disorders	Cataract	< 64 letters	281	44,5	0	0,0	284	45,4	1	0,4	0,33	Convergence criterion (GCONV=1E-8) satisfied.	0,03	3,24	-0,007	Algorithm converged.	-0,023	0,007	0,34	Algorithm converged.	0,04	3,22	0,3212	1,0000	2,97	Algorithm converged.	0,31	28,34
Eye disorders	Cataract	>= 64 letters	343	55,2	0	0,0	341	54,6	0	0,0	NE		NE	NE	NE	NE	NE	NE	NE	NE	NE	NE	NE		NE	NE	NE	NE
Eye disorders	Cataract	Missing	2	0,3	0	0,0	0	0,0	0	0,0	NE		NE	NE	NE	NE	NE	NE	NE	NE	NE	NE	NE		NE	NE	NE	NE
Eye disorders	Diabetic eye disease	< 64 letters	281	44,5	0	0,0	284	45,4	0	0,0	NE		NE	NE	NE	NE	NE	NE	NE	NE	NE	NE	NE	NE	NE	NE	NE	NE
Eye disorders	Diabetic eye disease	>= 64 letters	343	55,2	0	0,0	341	54,6	0	0,0		Quasi-complete separation of data points detected.				WARNING: The relative Hessian convergence criterion of 49.7545983O5 is greater than the limit of 0.0001. The convergence is questionable.			NE	Algorithm converged.	NE	NE	0,3229		NE	Algorithm converged.	NE	NE
Eye disorders	Diabetic eye disease	Missing	2	0,3	0	0,0	0	0,0	0	0,0	NE		NE	NE	NE	NE	NE	NE	NE	NE	NE	NE	NE		NE	NE	NE	NE
Eye disorders	Diabetic retinal oedema	< 64 letters	281	44,5	0	0,0	284	45,4	0	0,0		Quasi-complete separation of data points detected.				WARNING: Negative of Hessian not positive definite.			NE	Algorithm converged.	NE	NE	0,3147	1,0000	NE	Algorithm converged.	NE	NE
Eye disorders	Diabetic retinal oedema	>= 64 letters	343	55,2	0	0,0	341	54,6	0	0,0		Quasi-complete separation of data points detected.				WARNING: The relative Hessian convergence criterion of 49.7545983O5 is greater than the limit of 0.0001. The convergence is questionable.			NE	Algorithm converged.	NE	NE	0,3229		NE	Algorithm converged.	NE	NE
Eye disorders	Diabetic retinal oedema	Missing	2	0,3	0	0,0	0	0,0	0	0,0	NE		NE	NE	NE	NE	NE	NE	NE	NE	NE	NE	NE		NE	NE	NE	NE
Eye disorders	Eye haemorrhage	< 64 letters	281	44,5	0	0,0	284	45,4	0	0,0	NE		NE	NE	NE	NE	NE	NE	NE	NE	NE	NE	NE	NE	NE	NE	NE	NE
Eye disorders	Eye haemorrhage	>= 64 letters	343	55,2	1	0,3	341	54,6	0	0,0		Quasi-complete separation of data points detected.				WARNING: Negative of Hessian not positive definite.			NE	Algorithm converged.	NE	NE	0,3229		NE	Algorithm converged.	NE	NE
Eye disorders	Eye haemorrhage	Missing	2	0,3	0	0,0	0	0,0	0	0,0	NE		NE	NE	NE	NE	NE	NE	NE	NE	NE	NE	NE		NE	NE	NE	NE
Eye disorders	Eye pain	< 64 letters	281	44,5	0	0,0	284	45,4	1	0,4		Quasi-complete separation of data points detected.				ERROR: The mean parameter is either invalid or at a limit of its range for some observations.			0,00	Algorithm converged.	0,00	NE	0,3199		>999,99	Algorithm converged.	0,00	NE
Eye disorders	Eye pain	>= 64 letters	343	55,2	0	0,0	341	54,6	0	0,0	NE		NE	NE	NE	NE	NE	NE	NE	NE	NE	NE	NE		NE	NE	NE	NE
Eye disorders	Eye pain	Missing	2	0,3	0	0,0	0	0,0	0	0,0	NE		NE	NE	NE	NE	NE	NE	NE	NE	NE	NE	NE		NE	NE	NE	NE
Eye disorders	Glaucoma	< 64 letters	281	44,5	0	0,0	284	45,4	1	0,4		Quasi-complete separation of data points detected.				ERROR: The mean parameter is either invalid or at a limit of its range for some observations.			0,00	Algorithm converged.	0,00	NE	0,3199	1,0000	>999,99	Algorithm converged.	0,00	NE
Eye disorders	Glaucoma	>= 64 letters	343	55,2	0	0,0	341	54,6	1	0,3		Quasi-complete separation of data points detected.				ERROR: The mean parameter is either invalid or at a limit of its range for some observations.			0,00	Algorithm converged.	0,00	NE	0,3117		>999,99	Algorithm converged.	0,00	NE
Eye disorders	Glaucoma	Missing	2	0,3	0	0,0	0	0,0	0	0,0	NE		NE	NE	NE	NE	NE	NE	NE	NE	NE	NE	NE		NE	NE	NE	NE
Eye disorders	Lacrimation increased	< 64 letters	281	44,5	0	0,0	284	45,4	0	0,0	NE		NE	NE	NE	NE	NE	NE	NE	NE	NE	NE	NE	NE	NE	NE	NE	NE
Eye disorders	Lacrimation increased	>= 64 letters	343	55,2	0	0,0	341	54,6	1	0,3		Quasi-complete separation of data points detected.				ERROR: The mean parameter is either invalid or at a limit of its range for some observations.			0,00	Algorithm converged.	0,00	NE	0,3117		>999,99	Algorithm converged.	0,00	NE
Eye disorders	Lacrimation increased	Missing	2	0,3	0	0,0	0	0,0	0	0,0	NE		NE	NE	NE	NE	NE	NE	NE	NE	NE	NE	NE		NE	NE	NE	NE
Eye disorders	Macular fibrosis	< 64 letters	281	44,5	0	0,0	284	45,4	1	0,4		Quasi-complete separation of data points detected.				ERROR: The mean parameter is either invalid or at a limit of its range for some observations.			0,00	Algorithm converged.	0,00	NE	0,3199		>999,99	Algorithm converged.	0,00	NE
Eye disorders	Macular fibrosis	>= 64 letters	343	55,2	0	0,0	341	54,6	1	0,3	NE		NE	NE	NE	NE	NE	NE	NE	NE	NE	NE	NE		NE	NE	NE	NE
Eye disorders	Macular fibrosis	Missing	2	0,3	0	0,0	0	0,0	0	0,0	NE		NE	NE	NE	NE	NE	NE	NE	NE	NE	NE	NE		NE	NE	NE	NE
Eye disorders	Macular oedema	< 64 letters	281	44,5	0	0,0	284	45,4	0	0,0	NE		NE	NE	NE	NE	NE	NE	NE	NE	NE	NE	NE	NE	NE	NE	NE	NE
Eye disorders	Macular oedema	>= 64 letters	343	55,2	0	0,0	341	54,6	0	0,0		Quasi-complete separation of data points detected.				WARNING: The relative Hessian convergence criterion of 49.7545983O5 is greater than the limit of 0.0001. The convergence is questionable.			NE	Algorithm converged.	NE	NE	0,3229		NE	Algorithm converged.	NE	NE
Eye disorders	Macular oedema	Missing	2	0,3	0	0,0	0	0,0	0	0,0	NE		NE	NE	NE	NE	NE	NE	NE	NE	NE	NE	NE		NE	NE	NE	NE
Eye disorders	Open angle glaucoma	< 64 letters	281	44,5	1	0,4	284	45,4	1	0,4	1,01	Convergence criterion (GCONV=1E-8) satisfied.	0,06	16,24	0,000	Algorithm converged.	-0,010	0,010	1,01	Algorithm converged.	0,06	16,08	0,9940	1,0000	0,99	Algorithm converged.	0,06	15,74
Eye disorders	Open angle glaucoma	>= 64 letters	343	55,2	0	0,0	341	54,6	0	0,0	NE		NE	NE	NE	NE	NE	NE	NE	NE	NE	NE	NE		NE	NE	NE	NE
Eye disorders	Open angle glaucoma	Missing	2	0,3	0	0,0	0	0,0	0	0,0	NE		NE	NE	NE	NE	NE	NE	NE	NE	NE	NE	NE		NE	NE	NE	NE
Eye disorders	Punctate keratitis	< 64 letters	281	44,5	0	0,0	284	45,4	0	0,0	NE		NE	NE	NE	NE	NE	NE	NE	NE	NE	NE	NE	NE	NE	NE	NE	NE
Eye disorders	Punctate keratitis	>= 64 letters	343	55,2	0	0,0	341	54,6	0	0,0		Quasi-complete separation of data points detected.				WARNING: Negative of Hessian not positive definite.			NE	Algorithm converged.	NE	NE	0,3229		NE	Algorithm converged.	NE	NE
Eye disorders	Punctate keratitis	Missing	2	0,3	0	0,0	0	0,0	0	0,0	NE		NE	NE	NE	NE	NE	NE	NE	NE	NE	NE	NE		NE	NE	NE	NE
Eye disorders	Retinal artery occlusion	< 64 letters	281	44,5	0	0,0	284	45,4	1	0,4		Quasi-complete separation of data points detected.				ERROR: The mean parameter is either invalid or at a limit of its range for some observations.			0,00	Algorithm converged.	0,00	NE	0,3199	1,0000	>999,99	Algorithm converged.	0,00	NE
Eye disorders	Retinal artery occlusion	>= 64 letters	343	55,2	0	0,0	341	54,6	1	0,3		Quasi-complete separation of data points detected.				ERROR: The mean parameter is either invalid or at a limit of its range for some observations.			0,00	Algorithm converged.	0,00	NE	0,3117		>999,99	Algorithm converged.	0,00	NE
Eye disorders	Retinal artery occlusion	Missing	2	0,3	0	0,0	0	0,0	0	0,0	NE		NE	NE	NE	NE	NE	NE	NE	NE	NE	NE	NE		NE	NE	NE	NE
Eye disorders	Retinal neovascularisation	< 64 letters	281	44,5	0	0,0	284	45,4	1	0,4		Quasi-complete separation of data points detected.				ERROR: The mean parameter is either invalid or at a limit of its range for some observations.			0,00	Algorithm converged.	0,00	NE	0,3199		>999,99	Algorithm converged.	0,00	NE

| | | |

| | | |

| | | |

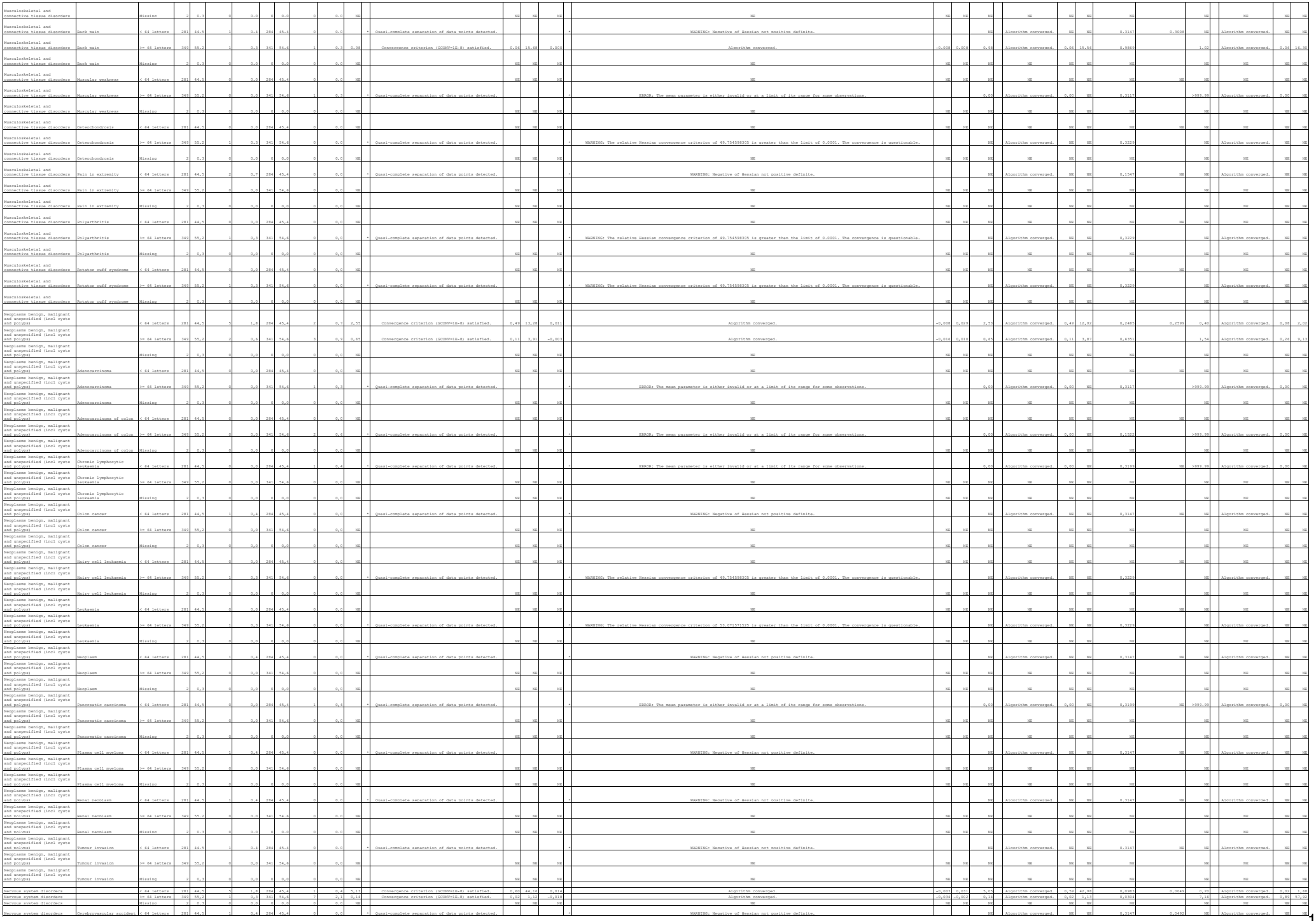

| | | |

Skin and subcutaneous tissue disorders		>= 64 letters	343	55,2	1	0,3	341	54,6	0	0,0		*	Quasi-complete separation of data points detected.				*	WARNING: The relative Hessian convergence criterion of 49.754598305 is greater than the limit of 0.0001. The convergence is questionable.			NE	Algorithm converged.	NE	NE	0,3229		NE	Algorithm converged.	NE	NE
Skin and subcutaneous tissue disorders		Missing	2	0,3	0	0,0	0	0,0	0	0,0	NE			NE	NE	NE		NE			NE	NE	NE	NE		NE	NE	NE	NE			
Skin and subcutaneous tissue disorders	Diabetic foot	< 64 letters	281	44,5	1	0,4	284	45,4	1	0,4	1,01		Convergence criterion (GCONV=1E-8) satisfied.	0,06	16,24	0,992		Algorithm converged.	-0,010	0,010	1,01	Algorithm converged.	0,04	16,08	0,9940	1,0000	0,99	Algorithm converged.	0,00	15,74
Skin and subcutaneous tissue disorders	Diabetic foot	>= 64 letters	343	55,2	0	0,0	341	54,6	0	0,0	NE			NE	NE	NE		NE	NE	NE	NE	NE	NE	NE	NE		NE	NE	NE	NE			
Skin and subcutaneous tissue disorders	Diabetic foot	Missing	2	0,3	0	0,0	0	0,0	0	0,0	NE			NE	NE	NE		NE	NE	NE	NE	NE	NE	NE	NE		NE	NE	NE	NE			
Skin and subcutaneous tissue disorders	Petechiae	< 64 letters	281	44,5	0	0,0	284	45,4	1	0,4		*	Quasi-complete separation of data points detected.				*	ERROR: The mean parameter is either invalid or at a limit of its range for some observations.			0,00	Algorithm converged.	0,00	NE	0,3199	NE	>999,99	Algorithm converged.	0,00	NE
Skin and subcutaneous tissue disorders	Petechiae	>= 64 letters	343	55,2	0	0,0	341	54,6	0	0,0	NE			NE	NE	NE		NE	NE	NE	NE	NE	NE	NE	NE		NE	NE	NE	NE			
Skin and subcutaneous tissue disorders	Petechiae	Missing	2	0,3	0	0,0	0	0,0	0	0,0	NE			NE	NE	NE		NE	NE	NE	NE	NE	NE	NE	NE		NE	NE	NE	NE			
Skin and subcutaneous tissue disorders	Skin ulcer	< 64 letters	281	44,5	0	0,0	284	45,4	0	0,0	NE			NE	NE	NE		NE	NE	NE	NE	NE	NE	NE	NE	NE	NE	NE	NE	NE			
Skin and subcutaneous tissue disorders	Skin ulcer	>= 64 letters	343	55,2	1	0,3	341	54,6	0	0,0		*	Quasi-complete separation of data points detected.				*	WARNING: The relative Hessian convergence criterion of 49.754598305 is greater than the limit of 0.0001. The convergence is questionable.			NE	Algorithm converged.	NE	NE	0,3229		NE	Algorithm converged.	NE	NE
Skin and subcutaneous tissue disorders	Skin ulcer	Missing	2	0,3	0	0,0	0	0,0	0	0,0	NE			NE	NE	NE		NE	NE	NE	NE	NE	NE	NE	NE		NE	NE	NE	NE			
Vascular disorders		< 64 letters	281	44,5	3	1,1	284	45,4	6	2,1	0,50		Convergence criterion (GCONV=1E-8) satisfied.	0,12	2,02	-0,010		Algorithm converged.	-0,031	0,010	0,51	Algorithm converged.	0,13	2,00	0,3216	0,1640	1,98	Algorithm converged.	0,50	7,83
Vascular disorders		>= 64 letters	343	55,2	0	0,0	341	54,6	1	0,3	2,93		Convergence criterion (GCONV=1E-8) satisfied.	3,31	28,47	0,006		Algorithm converged.	-0,008	0,017	2,93	Algorithm converged.	0,31	28,04	0,3276		0,98	Algorithm converged.	0,06	3,28
Vascular disorders		Missing	2	0,3	0	0,0	0	0,0	0	0,0	NE			NE	NE	NE		NE	NE	NE	NE	NE	NE	NE	NE		NE	NE	NE	NE			
Vascular disorders	Deep vein thrombosis	< 64 letters	281	44,5	0	0,0	284	45,4	0	0,0	NE			NE	NE	NE		NE	NE	NE	NE	NE	NE	NE	NE	NE	NE	NE	NE	NE			
Vascular disorders	Deep vein thrombosis	>= 64 letters	343	55,2	0	0,0	341	54,6	1	0,3		*	Quasi-complete separation of data points detected.				*	ERROR: The mean parameter is either invalid or at a limit of its range for some observations.			0,00	Algorithm converged.	0,00	NE	0,3137		>999,99	Algorithm converged.	0,00	NE
Vascular disorders	Deep vein thrombosis	Missing	2	0,3	0	0,0	0	0,0	0	0,0	NE			NE	NE	NE		NE	NE	NE	NE	NE	NE	NE	NE		NE	NE	NE	NE			
Vascular disorders	Extremity necrosis	< 64 letters	281	44,5	1	0,4	284	45,4	0	0,0		*	Quasi-complete separation of data points detected.				*	WARNING: Negative of Hessian not positive definite.			NE	Algorithm converged.	NE	NE	0,3147	NE	NE	Algorithm converged.	NE	NE
Vascular disorders	Extremity necrosis	>= 64 letters	343	55,2	0	0,0	341	54,6	0	0,0	NE			NE	NE	NE		NE	NE	NE	NE	NE	NE	NE	NE		NE	NE	NE	NE			
Vascular disorders	Extremity necrosis	Missing	2	0,3	0	0,0	0	0,0	0	0,0	NE			NE	NE	NE		NE	NE	NE	NE	NE	NE	NE	NE		NE	NE	NE	NE			
Vascular disorders	Haemorrhage	< 64 letters	281	44,5	0	0,0	284	45,4	0	0,0	NE			NE	NE	NE		NE	NE	NE	NE	NE	NE	NE	NE	NE	NE	NE	NE	NE			
Vascular disorders	Haemorrhage	>= 64 letters	343	55,2	1	0,3	341	54,6	0	0,0		*	Quasi-complete separation of data points detected.				*	WARNING: The relative Hessian convergence criterion of 49.754598305 is greater than the limit of 0.0001. The convergence is questionable.			NE	Algorithm converged.	NE	NE	0,3229		NE	Algorithm converged.	NE	NE
Vascular disorders	Haemorrhage	Missing	2	0,3	0	0,0	0	0,0	0	0,0	NE			NE	NE	NE		NE	NE	NE	NE	NE	NE	NE	NE		NE	NE	NE	NE			
Vascular disorders	Hypertension	< 64 letters	281	44,5	0	0,0	284	45,4	5	1,8		*	Quasi-complete separation of data points detected.				*	ERROR: The mean parameter is either invalid or at a limit of its range for some observations.			0,00	Algorithm converged.	0,00	NE	0,3254	NE	>999,99	Algorithm converged.	0,00	NE
Vascular disorders	Hypertension	>= 64 letters	343	55,2	6	0,2	341	54,6	0	0,0	NE			NE	NE	NE		NE	NE	NE	NE	NE	NE	NE	NE		NE	NE	NE	NE			
Vascular disorders	Hypertension	Missing	2	0,3	0	0,0	0	0,0	0	0,0	NE			NE	NE	NE		NE	NE	NE	NE	NE	NE	NE	NE		NE	NE	NE	NE			
Vascular disorders	Hypertensive crisis	< 64 letters	281	44,5	1	0,4	284	45,4	0	0,0		*	Quasi-complete separation of data points detected.				*	WARNING: Negative of Hessian not positive definite.			NE	Algorithm converged.	NE	NE	0,3147	1,0000	NE	Algorithm converged.	NE	NE
Vascular disorders	Hypertensive crisis	>= 64 letters	343	55,2	2	0,6	341	54,6	0	0,0		*	Quasi-complete separation of data points detected.				*	WARNING: Negative of Hessian not positive definite.			NE	Algorithm converged.	NE	NE	0,1618		NE	Algorithm converged.	NE	NE
Vascular disorders	Hypertensive crisis	Missing	2	0,3	0	0,0	0	0,0	0	0,0	NE			NE	NE	NE		NE	NE	NE	NE	NE	NE	NE	NE		NE	NE	NE	NE			
Vascular disorders	Hypotension	< 64 letters	281	44,5	0	0,0	284	45,4	3	0,4		*	Quasi-complete separation of data points detected.				*	ERROR: The mean parameter is either invalid or at a limit of its range for some observations.			0,00	Algorithm converged.	0,00	NE	0,3199	NE	>999,99	Algorithm converged.	0,00	NE
Vascular disorders	Hypotension	>= 64 letters	343	55,2	0	0,0	341	54,6	0	0,0	NE			NE	NE	NE		NE	NE	NE	NE	NE	NE	NE	NE		NE	NE	NE	NE			
Vascular disorders	Hypotension	Missing	2	0,3	0	0,0	0	0,0	0	0,0	NE			NE	NE	NE		NE	NE	NE	NE	NE	NE	NE	NE		NE	NE	NE	NE			
Vascular disorders	Peripheral vascular disorder	< 64 letters	281	44,5	1	0,4	284	45,4	0	0,0		*	Quasi-complete separation of data points detected.				*	WARNING: Negative of Hessian not positive definite.			NE	Algorithm converged.	NE	NE	0,3147	NE	NE	Algorithm converged.	NE	NE
Vascular disorders	Peripheral vascular disorder	>= 64 letters	343	55,2	0	0,0	341	54,6	0	0,0	NE			NE	NE	NE		NE	NE	NE	NE	NE	NE	NE	NE		NE	NE	NE	NE			
Vascular disorders	Peripheral vascular disorder	Missing	2	0,3	0	0,0	0	0,0	0	0,0	NE			NE	NE	NE		NE	NE	NE	NE	NE	NE	NE	NE		NE	NE	NE	NE			

Includes AEs with onset up to Day 405 (last day of Week 56 analysis visit window).
Only AEs of highest severity are counted.
Test for interaction based on RR (Log-binomial regression)
* indicates convergence problem. Result is uninterpretable.
Clinical cut-off: YOUR%TE 01NOV2021 and R#ISE 2BOCT2021

Program: root/clinical_studies/RO6867461/CDT70122/share/ACE_pool_DME_CSR_Final/prod/program/t_ae_raw_soc.sas
Output: root/clinical_studies/RO6867461/CDT70122/share/ACE_pool_DME_CSR_Final/prod/output_saf_bc/t_ae_raw_soc_sg_MSEVAE_AEM56_SESC_OCTNOV2021_DME.xls
11AUG2022 19:33

POPULATION: Safety-Evaluable Population B vs. C
ENDPOINT: Severe AEs through Week 56
MODEL: Unstratified analysis
STUDY: GR40349 & GR40398
Dichotomous Analysis by Subgroups (Safety)

Geographic region

			Faricimab (FTI) (N=632)				Aflibercept (N=625)				Faricimab (FTI) vs. Aflibercept												Aflibercept vs. Faricimab (FTI)			
			Patients		Patients with Event		Patients		Patients with Event		Odds Ratio				Absolute Risk Difference				Relative Risk				Relative Risk			
MedDRA System Organ Class	MedDRA Preferred Term	Level	n	%	n	%	n	%	n	%	Odds Ratio	Convergence Reason	95% Lower CL	95% Upper CL	Absolute Risk	Convergence Reason	95% Lower CL	95% Upper CL	Relative Risk	Convergence Reason	95% Lower CL	95% Upper CL	p-value (Cochran-Mantel-Haenszel)	Interaction Test p-value (likelihood ratio)	Relative Risk	Convergence Reason	95% Lower CL	95% Upper CL
Blood and lymphatic system disorders		Europe	219	34,7	2	0,9	218	34,9	0	0,0		* Quasi-complete separation of data points detected.				* ERROR: The mean parameter is either invalid or at a limit of its range for some observations.			NE	Algorithm converged.	NE	NE	0,1578	NE	NE	Algorithm converged.	NE	NE
Blood and lymphatic system disorders		America	344	54,4	1	0,3	339	54,2	1	0,3	0,98	Convergence criterion (GCONV=1E-8) satisfied.	0,06	15,82	0,000	Algorithm converged.	-0,008	0,008	0,99	Algorithm converged.	0,06	15,49	0,9917		1,01	Algorithm converged.	0,06	16,16
Blood and lymphatic system disorders		Asia Pacific (Inc. Australia)	69	10,9	0	0,0	68	10,9	0	0,0	NE		NE	NE	NE	NE	NE	NE	NE	NE	NE	NE	NE		NE	NE	NE	NE
Blood and lymphatic system disorders	Anaemia	Europe	219	34,7	2	0,9	218	34,9	0	0,0		* Quasi-complete separation of data points detected.				* ERROR: The mean parameter is either invalid or at a limit of its range for some observations.			NE	Algorithm converged.	NE	NE	0,1578	NE	NE	Algorithm converged.	NE	NE
Blood and lymphatic system disorders	Anaemia	America	344	54,4	1	0,3	339	54,2	1	0,3	0,98	Convergence criterion (GCONV=1E-8) satisfied.	0,06	15,82	0,000	Algorithm converged.	-0,008	0,008	0,99	Algorithm converged.	0,06	15,49	0,9917		1,01	Algorithm converged.	0,06	16,16
Blood and lymphatic system disorders	Anaemia	Asia Pacific (Inc. Australia)	69	10,9	0	0,0	68	10,9	0	0,0	NE		NE	NE	NE	NE	NE	NE	NE	NE	NE	NE	NE		NE	NE	NE	NE
Cardiac disorders		Europe	219	34,7	4	1,8	218	34,9	1	0,4	1,93	Convergence criterion (GCONV=1E-8) satisfied.	0,20	6,03	0,005	Algorithm converged.	-0,013	0,023	1,33	Algorithm converged.	0,30	5,86	0,7080	0,7216	0,75	Algorithm converged.	0,17	3,33
Cardiac disorders		America	344	54,4	11	3,2	339	54,2	15	4,4	0,85	Convergence criterion (GCONV=1E-8) satisfied.	0,42	1,82	-0,006	Algorithm converged.	-0,036	0,023	0,85	Algorithm converged.	0,41	1,77	0,6707		1,17	Algorithm converged.	0,57	2,42
Cardiac disorders		Asia Pacific (Inc. Australia)	69	10,9	2	2,9	68	10,9	1	1,5	2,00	Convergence criterion (GCONV=1E-8) satisfied.	0,18	22,59	0,014	Algorithm converged.	-0,035	0,063	1,97	Algorithm converged.	0,18	21,23	0,5434		5,51	Algorithm converged.	0,25	5,47
Cardiac disorders	Acute coronary syndrome	Europe	219	34,7	0	0,0	218	34,9	0	0,0	NE		NE	NE	NE	NE	NE	NE	NE	NE	NE	NE	NE		NE	NE	NE	NE
Cardiac disorders	Acute coronary syndrome	America	344	54,4	0	0,0	339	54,2	0	0,0	NE		NE	NE	NE	NE	NE	NE	NE	NE	NE	NE	NE		NE	NE	NE	NE
Cardiac disorders	Acute coronary syndrome	Asia Pacific (Inc. Australia)	69	10,9	1	1,4	68	10,9	0	0,0		* Quasi-complete separation of data points detected.				* WARNING: The relative Hessian convergence criterion of 11.992173254 is greater than the limit of 0.0001. The convergence is questionable.			NE	Algorithm converged.	NE	NE	0,3208		NE	Algorithm converged.	NE	NE
Cardiac disorders	Acute left ventricular failure	Europe	219	34,7	0	0,0	218	34,9	0	0,0	NE		NE	NE	NE	NE	NE	NE	NE	NE	NE	NE	NE		NE	NE	NE	NE
Cardiac disorders	Acute left ventricular failure	America	344	54,4	1	0,3	339	54,2	2	0,6	0,49	Convergence criterion (GCONV=1E-8) satisfied.	0,04	5,44	-0,003	Algorithm converged.	-0,013	0,007	0,49	Algorithm converged.	0,04	5,41	0,5546		2,03	Algorithm converged.	0,18	22,28
Cardiac disorders	Acute left ventricular failure	Asia Pacific (Inc. Australia)	69	10,9	0	0,0	68	10,9	0	0,0	NE		NE	NE	NE	NE	NE	NE	NE	NE	NE	NE	NE		NE	NE	NE	NE
Cardiac disorders	Acute myocardial infarction	Europe	219	34,7	0	0,0	218	34,9	1	0,5		* Quasi-complete separation of data points detected.				* ERROR: Error in computing the link function, its derivatives, or the variance function.			0,00	Algorithm converged.	0,00	NE	0,3162	0,2425	>999,99	Algorithm converged.	0,00	NE
Cardiac disorders	Acute myocardial infarction	America	344	54,4	2	0,6	339	54,2	3	0,9	0,66	Convergence criterion (GCONV=1E-8) satisfied.	0,11	3,96	-0,003	Algorithm converged.	-0,016	0,010	0,66	Algorithm converged.	0,11	3,91	0,6420		1,52	Algorithm converged.	0,24	9,55
Cardiac disorders	Acute myocardial infarction	Asia Pacific (Inc. Australia)	69	10,9	1	1,4	68	10,9	0	0,0		* Quasi-complete separation of data points detected.				* WARNING: The relative Hessian convergence criterion of 11.992173245 is greater than the limit of 0.0001. The convergence is questionable.			NE	Algorithm converged.	NE	NE	0,3208		NE	Algorithm converged.	NE	NE
Cardiac disorders	Angina pectoris	Europe	219	34,7	0	0,0	218	34,9	1	0,5		* Quasi-complete separation of data points detected.				* ERROR: Error in computing the link function, its derivatives, or the variance function.			0,00	Algorithm converged.	0,00	NE	0,3162	NE	>999,99	Algorithm converged.	0,00	NE
Cardiac disorders	Angina pectoris	America	344	54,4	0	0,0	339	54,2	0	0,0		* Quasi-complete separation of data points detected.				* WARNING: Negative of Hessian not positive definite.			NE	Algorithm converged.	NE	NE	0,3208		NE	Algorithm converged.	NE	NE
Cardiac disorders	Angina pectoris	Asia Pacific (Inc. Australia)	69	10,9	0	0,0	68	10,9	0	0,0	NE		NE	NE	NE	NE	NE	NE	NE	NE	NE	NE	NE		NE	NE	NE	NE
Cardiac disorders	Angina unstable	Europe	219	34,7	0	0,0	218	34,9	0	0,0	NE		NE	NE	NE	NE	NE	NE	NE	NE	NE	NE	NE		NE	NE	NE	NE
Cardiac disorders	Angina unstable	America	344	54,4	0	0,0	339	54,2	0	0,0		* Quasi-complete separation of data points detected.				* WARNING: Negative of Hessian not positive definite.			NE	Algorithm converged.	NE	NE	0,3208		NE	Algorithm converged.	NE	NE
Cardiac disorders	Angina unstable	Asia Pacific (Inc. Australia)	69	10,9	0	0,0	68	10,9	0	0,0	NE		NE	NE	NE	NE	NE	NE	NE	NE	NE	NE	NE		NE	NE	NE	NE
Cardiac disorders	Arrhythmia	Europe	219	34,7	0	0,0	218	34,9	0	0,0	NE		NE	NE	NE	NE	NE	NE	NE	NE	NE	NE	NE		NE	NE	NE	NE
Cardiac disorders	Arrhythmia	America	344	54,4	0	0,0	339	54,2	0	0,0		* Quasi-complete separation of data points detected.				* WARNING: Negative of Hessian not positive definite.			NE	Algorithm converged.	NE	NE	0,3208		NE	Algorithm converged.	NE	NE
Cardiac disorders	Arrhythmia	Asia Pacific (Inc. Australia)	69	10,9	0	0,0	68	10,9	0	0,0	NE		NE	NE	NE	NE	NE	NE	NE	NE	NE	NE	NE		NE	NE	NE	NE
Cardiac disorders	Atrial fibrillation	Europe	219	34,7	0	0,0	218	34,9	0	0,0	NE		NE	NE	NE	NE	NE	NE	NE	NE	NE	NE	NE		NE	NE	NE	NE
Cardiac disorders	Atrial fibrillation	America	344	54,4	0	0,0	339	54,2	0	0,0		* Quasi-complete separation of data points detected.				* WARNING: Negative of Hessian not positive definite.			NE	Algorithm converged.	NE	NE	0,3184		NE	Algorithm converged.	NE	NE
Cardiac disorders	Atrial fibrillation	Asia Pacific (Inc. Australia)	69	10,9	0	0,0	68	10,9	0	0,0	NE		NE	NE	NE	NE	NE	NE	NE	NE	NE	NE	NE		NE	NE	NE	NE
Cardiac disorders	Atrioventricular block complete	Europe	219	34,7	0	0,0	218	34,9	0	0,0	NE		NE	NE	NE	NE	NE	NE	NE	NE	NE	NE	NE		NE	NE	NE	NE
Cardiac disorders	Atrioventricular block complete	America	344	54,4	1	0,3	339	54,2	0	0,0		* Quasi-complete separation of data points detected.				* WARNING: Negative of Hessian not positive definite.			NE	Algorithm converged.	NE	NE	0,3208		NE	Algorithm converged.	NE	NE
Cardiac disorders	Atrioventricular block complete	Asia Pacific (Inc. Australia)	69	10,9	0	0,0	68	10,9	0	0,0	NE		NE	NE	NE	NE	NE	NE	NE	NE	NE	NE	NE		NE	NE	NE	NE
Cardiac disorders	Cardiac arrest	Europe	219	34,7	0	0,0	218	34,9	1	0,5	1,00	Convergence criterion (GCONV=1E-8) satisfied.	0,06	16,00	0,000	Algorithm converged.	-0,015	0,015	1,00	Algorithm converged.	0,06	15,81	0,9874		1,00	Algorithm converged.	0,06	15,99
Cardiac disorders	Cardiac arrest	America	344	54,4	0	0,0	339	54,2	0	0,0	NE		NE	NE	NE	NE	NE	NE	NE	NE	NE	NE	NE		NE	NE	NE	NE
Cardiac disorders	Cardiac arrest	Asia Pacific (Inc. Australia)	69	10,9	0	0,0	68	10,9	0	0,0	NE		NE	NE	NE	NE	NE	NE	NE	NE	NE	NE	NE		NE	NE	NE	NE
Cardiac disorders	Cardiac failure	Europe	219	34,7	0	0,0	218	34,9	0	0,0		* Quasi-complete separation of data points detected.				* ERROR: The mean parameter is either invalid or at a limit of its range for some observations.			NE	Algorithm converged.	NE	NE	0,1578		NE	Algorithm converged.	NE	NE
Cardiac disorders	Cardiac failure	America	344	54,4	1	0,3	339	54,2	2	0,6	0,49	Convergence criterion (GCONV=1E-8) satisfied.	0,04	5,44	-0,003	Algorithm converged.	-0,013	0,007	0,49	Algorithm converged.	0,04	5,41	0,5546		2,03	Algorithm converged.	0,18	22,28
Cardiac disorders	Cardiac failure	Asia Pacific (Inc. Australia)	69	10,9	0	0,0	68	10,9	0	0,0	NE		NE	NE	NE	NE	NE	NE	NE	NE	NE	NE	NE		NE	NE	NE	NE
Cardiac disorders	Cardiac failure congestive	Europe	219	34,7	0	0,0	218	34,9	0	0,0	NE		NE	NE	NE	NE	NE	NE	NE	NE	NE	NE	NE		NE	NE	NE	NE
Cardiac disorders	Cardiac failure congestive	America	344	54,4	1	0,3	339	54,2	3	0,9	0,33	Convergence criterion (GCONV=1E-8) satisfied.	0,03	3,15	-0,006	Algorithm converged.	-0,017	0,006	0,33	Algorithm converged.	0,03	3,14	0,3092		5,04	Algorithm converged.	0,32	29,12
Cardiac disorders	Cardiac failure congestive	Asia Pacific (Inc. Australia)	69	10,9	0	0,0	68	10,9	1	1,5		* Quasi-complete separation of data points detected.				* WARNING: The relative Hessian convergence criterion of 12.2107741541 is greater than the limit of 0.0001. The convergence is questionable.			0,00	Algorithm converged.	0,00	NE	0,3139		>999,99	Algorithm converged.	0,00	NE
Cardiac disorders	Cardiovascular disorder	Europe	219	34,7	0	0,0	218	34,9	0	0,0	NE		NE	NE	NE	NE	NE	NE	NE	NE	NE	NE	NE		NE	NE	NE	NE
Cardiac disorders	Cardiovascular disorder	America	344	54,4	1	0,3	339	54,2	0	0,0		* Quasi-complete separation of data points detected.				* WARNING: Negative of Hessian not positive definite.			NE	Algorithm converged.	NE	NE	0,3208		NE	Algorithm converged.	NE	NE
Cardiac disorders	Cardiovascular disorder	Asia Pacific (Inc. Australia)	69	10,9	0	0,0	68	10,9	0	0,0	NE		NE	NE	NE	NE	NE	NE	NE	NE	NE	NE	NE		NE	NE	NE	NE
Cardiac disorders	Chronic left ventricular failure	Europe	219	34,7	0	0,0	218	34,9	0	0,0	NE		NE	NE	NE	NE	NE	NE	NE	NE	NE	NE	NE		NE	NE	NE	NE
Cardiac disorders	Chronic left ventricular failure	America	344	54,4	1	0,3	339	54,2	0	0,0		* Quasi-complete separation of data points detected.				* WARNING: Negative of Hessian not positive definite.			NE	Algorithm converged.	NE	NE	0,3209		NE	Algorithm converged.	NE	NE
Cardiac disorders	Chronic left ventricular failure	Asia Pacific (Inc. Australia)	69	10,9	0	0,0	68	10,9	0	0,0	NE		NE	NE	NE	NE	NE	NE	NE	NE	NE	NE	NE		NE	NE	NE	NE
Cardiac disorders	Coronary artery disease	Europe	219	34,7	0	0,0	218	34,9	1	0,5		* Quasi-complete separation of data points detected.				* ERROR: Error in computing the link function, its derivatives, or the variance function.			0,00	Algorithm converged.	0,00	NE	0,3162	NE	>999,99	Algorithm converged.	0,00	NE
Cardiac disorders	Coronary artery disease	America	344	54,4	3	0,9	339	54,2	2	0,6	1,48	Convergence criterion (GCONV=1E-8) satisfied.	0,25	8,93	0,003	Algorithm converged.	-0,010	0,016	1,48	Algorithm converged.	0,25	8,79	0,6653		0,68	Algorithm converged.	0,11	4,02
Cardiac disorders	Coronary artery disease	Asia Pacific (Inc. Australia)	69	10,9	0	0,0	68	10,9	0	0,0	NE		NE	NE	NE	NE	NE	NE	NE	NE	NE	NE	NE		NE	NE	NE	NE
Cardiac disorders	Ischaemic cardiomyopathy	Europe	219	34,7	1	0,5	218	34,9	0	0,0		* Quasi-complete separation of data points detected.				* WARNING: Negative of Hessian not positive definite.			NE	Algorithm converged.	NE	NE	0,3184		NE	Algorithm converged.	NE	NE
Cardiac disorders	Ischaemic cardiomyopathy	America	344	54,4	1	0,3	339	54,2	0	0,0		* Quasi-complete separation of data points detected.				* WARNING: Negative of Hessian not positive definite.			NE	Algorithm converged.	NE	NE	0,3208		NE	Algorithm converged.	NE	NE
Cardiac disorders	Ischaemic cardiomyopathy	Asia Pacific (Inc. Australia)	69	10,9	0	0,0	68	10,9	0	0,0	NE		NE	NE	NE	NE	NE	NE	NE	NE	NE	NE	NE		NE	NE	NE	NE
Cardiac disorders	Myocardial infarction	Europe	219	34,7	1	0,5	218	34,9	1	0,5	1,00	Convergence criterion (GCONV=1E-8) satisfied.	0,06	16,00	0,000	Algorithm converged.	-0,015	0,015	1,00	Algorithm converged.	0,06	15,81	0,9874	0,9263	1,00	Algorithm converged.	0,06	15,99
Cardiac disorders	Myocardial infarction	America	344	54,4	3	0,9	339	54,2	3	0,9	0,99	Convergence criterion (GCONV=1E-8) satisfied.	0,20	4,92	0,000	Algorithm converged.	-0,014	0,014	0,99	Algorithm converged.	0,20	4,85	0,9856		1,01	Algorithm converged.	0,21	4,93
Cardiac disorders	Myocardial infarction	Asia Pacific (Inc. Australia)	69	10,9	0	0,0	68	10,9	1	1,5		* Quasi-complete separation of data points detected.				* WARNING: The relative Hessian convergence criterion of 12.2107741541 is greater than the limit of 0.0001. The convergence is questionable.			0,00	Algorithm converged.	0,00	NE	0,3139		>999,99	Algorithm converged.	0,00	NE
Cardiac disorders	Pericardial effusion	Europe	219	34,7	0	0,0	218	34,9	0	0,0	NE		NE	NE	NE	NE	NE	NE	NE	NE	NE	NE	NE		NE	NE	NE	NE
Cardiac disorders	Pericardial effusion	America	344	54,4	0	0,0	339	54,2	0	0,0		* Quasi-complete separation of data points detected.				* ERROR: The mean parameter is either invalid or at a limit of its range for some observations.			NE	Algorithm converged.	NE	NE	0,1578	NE	NE	Algorithm converged.	NE	NE
Cardiac disorders	Pericardial effusion	Asia Pacific (Inc. Australia)	69	10,9	0	0,0	68	10,9	0	0,0	NE		NE	NE	NE	NE	NE	NE	NE	NE	NE	NE	NE		NE	NE	NE	NE
Eye disorders		Europe	219	34,7	5	2,3	218	34,9	3	1,4	1,67	Convergence criterion (GCONV=1E-8) satisfied.	0,40	7,09	0,009	Algorithm converged.	-0,016	0,034	1,64	Algorithm converged.	0,40	6,86	0,4400	0,5148	0,60	Algorithm converged.	0,15	2,49
Eye disorders		America	344	54,4	8	2,3	339	54,2	8	2,4	0,86	Convergence criterion (GCONV=1E-8) satisfied.	0,31	2,45	-0,025	Algorithm converged.	-0,025	0,013	0,86	Algorithm converged.	0,32	2,35	0,7720		1,16	Algorithm converged.	0,43	3,16
Eye disorders		Asia Pacific (Inc. Australia)	69	10,9	3	4,3	68	10,9	1	1,5	3,06	Convergence criterion (GCONV=1E-8) satisfied.	0,32	30,03	0,027	Algorithm converged.	-0,027	0,081	2,96	Algorithm converged.	0,32	27,72	0,3138		9,14	Algorithm converged.	0,54	16,13
Eye disorders	Angle closure glaucoma	Europe	219	34,7	0	0,0	218	34,9	0	0,0	NE		NE	NE	NE	NE	NE	NE	NE	NE	NE	NE	NE		NE	NE	NE	NE
Eye disorders	Angle closure glaucoma	America	344	54,4	0	0,0	339	54,2	1	0,3		* Quasi-complete separation of data points detected.				* ERROR: The mean parameter is either invalid or at a limit of its range for some observations.			0,00	Algorithm converged.	0,00	NE	0,3139		>999,99	Algorithm converged.	0,00	NE
Eye disorders	Angle closure glaucoma	Asia Pacific (Inc. Australia)	69	10,9	0	0,0	68	10,9	0	0,0	NE		NE	NE	NE	NE	NE	NE	NE	NE	NE	NE	NE		NE	NE	NE	NE
Eye disorders	Cataract	Europe	219	34,7	0	0,0	218	34,9	2	0,9		* Quasi-complete separation of data points detected.				* ERROR: Error in computing the link function, its derivatives, or the variance function.			0,00	Algorithm converged.	0,00	NE	0,3159	NE	>999,99	Algorithm converged.	0,00	NE
Eye disorders	Cataract	America	344	54,4	0	0,0	339	54,2	1	0,3		* Quasi-complete separation of data points detected.				* ERROR: The mean parameter is either invalid or at a limit of its range for some observations.			0,00	Algorithm converged.	0,00	NE	0,3138		>999,99	Algorithm converged.	0,00	NE
Eye disorders	Cataract	Asia Pacific (Inc. Australia)	69	10,9	1	1,4	68	10,9	0	0,0		* Quasi-complete separation of data points detected.				* WARNING: The relative Hessian convergence criterion of 11.992173254 is greater than the limit of 0.0001. The convergence is questionable.			NE	Algorithm converged.	NE	NE	0,3208		NE	Algorithm converged.	NE	NE
Eye disorders	Diabetic eye disease	Europe	219	34,7	0	0,0	218	34,9	0	0,0	NE		NE	NE	NE	NE	NE	NE	NE	NE	NE	NE	NE		NE	NE	NE	NE
Eye disorders	Diabetic eye disease	America	344	54,4	0	0,0	339	54,2	0	0,0		* Quasi-complete separation of data points detected.				* WARNING: Negative of Hessian not positive definite.			NE	Algorithm converged.	NE	NE	0,3208		NE	Algorithm converged.	NE	NE
Eye disorders	Diabetic eye disease	Asia Pacific (Inc. Australia)	69	10,9	0	0,0	68	10,9	0	0,0	NE		NE	NE	NE	NE	NE	NE	NE	NE	NE	NE	NE		NE	NE	NE	NE
Eye disorders	Diabetic retinal oedema	Europe	219	34,7	0	0,0	218	34,9	0	0,0		* Quasi-complete separation of data points detected.				* WARNING: Negative of Hessian not positive definite.			NE	Algorithm converged.	NE	NE	0,3184		NE	Algorithm converged.	NE	NE
Eye disorders	Diabetic retinal oedema	America	344	54,4	1	0,3	339	54,2	0	0,0		* Quasi-complete separation of data points detected.				* WARNING: Negative of Hessian not positive definite.			NE	Algorithm converged.	NE	NE	0,3208		NE	Algorithm converged.	NE	NE
Eye disorders	Diabetic retinal oedema	Asia Pacific (Inc. Australia)	69	10,9	0	0,0	68	10,9	0	0,0	NE		NE	NE	NE	NE	NE	NE	NE	NE	NE	NE	NE		NE	NE	NE	NE
Eye disorders	Eye haemorrhage	Europe	219	34,7	0	0,0	218	34,9	0	0,0		* Quasi-complete separation of data points detected.				* WARNING: Negative of Hessian not positive definite.			NE	Algorithm converged.	NE	NE	0,3184		NE	Algorithm converged.	NE	NE
Eye disorders	Eye haemorrhage	America	344	54,4	2	0,6	339	54,2	2	0,6	NE		NE	NE	NE	NE	NE	NE	NE	NE	NE	NE	NE		NE	NE	NE	NE
Eye disorders	Eye haemorrhage	Asia Pacific (Inc. Australia)	69	10,9	0	0,0	68	10,9	0	0,0	NE		NE	NE	NE	NE	NE	NE	NE	NE	NE	NE	NE		NE	NE	NE	NE
Eye disorders	Eye pain	Europe	219	34,7	0	0,0	218	34,9	0	0,0	NE		NE	NE	NE	NE	NE	NE	NE	NE	NE	NE	NE		NE	NE	NE	NE
Eye disorders	Eye pain	America	344	54,4	1	0,3	339	54,2	1	0,3		* Quasi-complete separation of data points detected.				* ERROR: The mean parameter is either invalid or at a limit of its range for some observations.			0,00	Algorithm converged.	0,00	NE	0,3139		>999,99	Algorithm converged.	0,00	NE
Eye disorders	Eye pain	Asia Pacific (Inc. Australia)	69	10,9	0	0,0	68	10,9	0	0,0	NE		NE	NE	NE	NE	NE	NE	NE	NE	NE	NE	NE		NE	NE	NE	NE
Eye disorders	Glaucoma	Europe	219	34,7	0	0,0	218	34,9	0	0,0	NE		NE	NE	NE	NE	NE	NE	NE	NE	NE	NE	NE		NE	NE	NE	NE
Eye disorders	Glaucoma	America	344	54,4	2	0,6	339	54,2	2	0,6		* Quasi-complete separation of data points detected.				* ERROR: The mean parameter is either invalid or at a limit of its range for some observations.			0,00	Algorithm converged.	0,00	NE	0,1540		>999,99	Algorithm converged.	0,00	NE
Eye disorders	Glaucoma	Asia Pacific (Inc. Australia)	69	10,9	0	0,0	68	10,9	0	0,0	NE		NE	NE	NE	NE	NE	NE	NE	NE	NE	NE	NE		NE	NE	NE	NE
Eye disorders	Lacrimation increased	Europe	219	34,7	0	0,0	218	34,9	0	0,0	NE		NE	NE	NE	NE	NE	NE	NE	NE	NE	NE	NE		NE	NE	NE	NE
Eye disorders	Lacrimation increased	America	344	54,4	0	0,0	339	54,2	1	0,3		* Quasi-complete separation of data points detected.				* ERROR: The mean parameter is either invalid or at a limit of its range for some observations.			0,00	Algorithm converged.	0,00	NE	0,3138		>999,99	Algorithm converged.	0,00	NE
Eye disorders	Lacrimation increased	Asia Pacific (Inc. Australia)	69	10,9	0	0,0	68	10,9	0	0,0	NE		NE	NE	NE	NE	NE	NE	NE	NE	NE	NE	NE		NE	NE	NE	NE
Eye disorders	Macular fibrosis	Europe	219	34,7	0	0,0	218	34,9	0	0,0	NE		NE	NE	NE	NE	NE	NE	NE	NE	NE	NE	NE		NE	NE	NE	NE
Eye disorders	Macular fibrosis	America	344	54,4	0	0,0	339	54,2	0	0,0	NE		NE	NE	NE	NE	NE	NE	NE	NE	NE	NE	NE		NE	NE	NE	NE
Eye disorders	Macular fibrosis	Asia Pacific (Inc. Australia)	69	10,9	0	0,0	68	10,9	1	1,5		* Quasi-complete separation of data points detected.				* WARNING: The relative Hessian convergence criterion of 12.210741453 is greater than the limit of 0.0001. The convergence is questionable.			0,00	Algorithm converged.	0,00	NE	0,3139		>999,99	Algorithm converged.	0,00	NE
Eye disorders	Macular oedema	Europe	219	34,7	0	0,0	218	34,9	0	0,0	NE		NE	NE	NE	NE	NE	NE	NE	NE	NE	NE	NE		NE	NE	NE	NE
Eye disorders	Macular oedema	America	344	54,4	0	0,0	339	54,2	0	0,0		* Quasi-complete separation of data points detected.				* WARNING: Negative of Hessian not positive definite.			NE	Algorithm converged.	NE	NE	0,3208		NE	Algorithm converged.	NE	NE
Eye disorders	Macular oedema	Asia Pacific (Inc. Australia)	69	10,9	0	0,0	68	10,9	0	0,0	NE		NE	NE	NE	NE	NE	NE	NE	NE	NE	NE	NE		NE	NE	NE	NE
Eye disorders	Open angle glaucoma	Europe	219	34,7	1	0,5	218	34,9	0	0,0		* Quasi-complete separation of data points detected.				* WARNING: Negative of Hessian not positive definite.			NE	Algorithm converged.	NE	NE	0,3184		NE	Algorithm converged.	NE	NE
Eye disorders	Open angle glaucoma	America	344	54,4	1	0,3	339	54,2	0	0,0		* Quasi-complete separation of data points detected.				* ERROR: The mean parameter is either invalid or at a limit of its range for some observations.			0,00	Algorithm converged.	0,00	NE	0,3138		>999,99	Algorithm converged.	0,00	NE
Eye disorders	Open angle glaucoma	Asia Pacific (Inc. Australia)	69	10,9	0	0,0	68	10,9	0	0,0	NE		NE	NE	NE	NE	NE	NE	NE	NE	NE	NE	NE		NE	NE	NE	NE
Eye disorders	Punctate keratitis	Europe	219	34,7	0	0,0	218	34,9	0	0,0		* Quasi-complete separation of data points detected.				* WARNING: Negative of Hessian not positive definite.			NE	Algorithm converged.	NE	NE	0,3184		NE	Algorithm converged.	NE	NE
Eye disorders	Punctate keratitis	America	344	54,4	1	0,3	339	54,2	0	0,0	NE		NE	NE	NE	NE	NE	NE	NE	NE	NE	NE	NE		NE	NE	NE	NE
Eye disorders	Punctate keratitis	Asia Pacific (Inc. Australia)	69	10,9	1	1,4	68	10,9	0	0,0	NE		NE	NE	NE	NE	NE	NE	NE	NE	NE	NE	NE		NE	NE	NE	NE
Eye disorders	Retinal artery occlusion	Europe	219	34,7	0	0,0	218	34,9	1	0,5		* Quasi-complete separation of data points detected.				* ERROR: Error in computing the link function, its derivatives, or the variance function.			0,00	Algorithm converged.	0,00	NE	0,3162	NE	>999,99	Algorithm converged.	0,00	NE
Eye disorders	Retinal artery occlusion	America	344	54,4	1	0,3	339	54,2	1	0,3		* Quasi-complete separation of data points detected.				* ERROR: The mean parameter is either invalid or at a limit of its range for some observations.			0,00	Algorithm converged.	0,00	NE	0,3138		>999,99	Algorithm converged.	0,00	NE
Eye disorders	Retinal artery occlusion	Asia Pacific (Inc. Australia)	69	10,9	0	0,0	68	10,9	0	0,0	NE		NE	NE	NE	NE	NE	NE	NE	NE	NE	NE	NE		NE	NE	NE	NE
Eye disorders	Retinal neovascularisation	Europe	219	34,7	0	0,0	218	34,9	0	0,0	NE		NE	NE	NE	NE	NE	NE	NE	NE	NE	NE	NE		NE	NE	NE	NE
Eye disorders	Retinal neovascularisation	America	344	54,4	1	0,3	339	54,2	1	0,3		* Quasi-complete separation of data points detected.				* ERROR: The mean parameter is either invalid or at a limit of its range for some observations.			0,00

Eye disorders	Retinal neovascularisation	Asia Pacific (inc. Australia)	69	10,9	0	0,0	68	10,9	0	0,0	NE			NE	NE	NE		NE	NE	NE	NE		NE	NE	NE	NE		NE		NE	NE	NE
Eye disorders	Retinal vein occlusion	Europe	219	34,7	0	0,0	218	34,9	0	0,0	NE			NE	NE	NE		NE	NE	NE	NE		NE	NE	NE	NE	NE	NE		NE	NE	NE
Eye disorders	Retinal vein occlusion	America	344	54,4	1	0,3	339	54,2	0	0,0		*	Quasi-complete separation of data points detected.				*	WARNING: Negative of Hessian not positive definite.			NE		Algorithm converged.	NE	NE	0,3209		NE		Algorithm converged.	NE	NE
Eye disorders	Retinal vein occlusion	Asia Pacific (inc. Australia)	69	10,9	0	0,0	68	10,9	0	0,0	NE			NE	NE	NE		NE	NE	NE	NE		NE	NE	NE	NE		NE		NE	NE	NE
Eye disorders	Uveitic glaucoma	Europe	219	34,7	0	0,0	218	34,9	0	0,0	NE			NE	NE	NE		NE	NE	NE	NE		NE	NE	NE	NE	NE	NE		NE	NE	NE
Eye disorders	Uveitic glaucoma	America	344	54,4	1	0,3	339	54,2	0	0,0		*	Quasi-complete separation of data points detected.				*	WARNING: Negative of Hessian not positive definite.			NE		Algorithm converged.	NE	NE	0,3209		NE		Algorithm converged.	NE	NE
Eye disorders	Uveitic glaucoma	Asia Pacific (inc. Australia)	69	10,9	0	0,0	68	10,9	0	0,0	NE			NE	NE	NE		NE	NE	NE	NE		NE	NE	NE	NE		NE		NE	NE	NE
Eye disorders	Uveitis	Europe	219	34,7	1	0,5	218	34,9	0	0,0		*	Quasi-complete separation of data points detected.				*	WARNING: Negative of Hessian not positive definite.			NE		Algorithm converged.	NE	NE	0,3184	NE	NE		Algorithm converged.	NE	NE
Eye disorders	Uveitis	America	344	54,4	1	0,3	339	54,2	0	0,0		*	Quasi-complete separation of data points detected.				*	WARNING: Negative of Hessian not positive definite.			NE		Algorithm converged.	NE	NE	0,3209		NE		Algorithm converged.	NE	NE
Eye disorders	Uveitis	Asia Pacific (inc. Australia)	69	10,9	1	1,4	68	10,9	0	0,0		*	Quasi-complete separation of data points detected.				*	WARNING: The relative Hessian convergence criterion of 11.992173254 is greater than the limit of 0.0001. The convergence is questionable.			NE		Algorithm converged.	NE	NE	0,3208		NE		Algorithm converged.	NE	NE
Eye disorders	Visual acuity reduced	Europe	219	34,7	0	0,0	218	34,9	0	0,0	NE			NE	NE	NE		NE	NE	NE	NE		NE	NE	NE	NE	NE	NE		NE	NE	NE
Eye disorders	Visual acuity reduced	America	344	54,4	0	0,0	339	54,2	0	0,0	NE			NE	NE	NE		NE	NE	NE	NE		NE	NE	NE	NE		NE		NE	NE	NE
Eye disorders	Visual acuity reduced	Asia Pacific (inc. Australia)	69	10,9	1	1,4	68	10,9	0	0,0		*	Quasi-complete separation of data points detected.				*	WARNING: The relative Hessian convergence criterion of 11.992173265 is greater than the limit of 0.0001. The convergence is questionable.			NE		Algorithm converged.	NE	NE	0,3208		NE		Algorithm converged.	NE	NE
Eye disorders	Vitreous haemorrhage	Europe	219	34,7	0	0,0	218	34,9	0	0,0	NE			NE	NE	NE		NE	NE	NE	NE		NE	NE	NE	NE	NE	NE		NE	NE	NE
Eye disorders	Vitreous haemorrhage	America	344	54,4	1	0,3	339	54,2	1	0,3	0,99		Convergence criterion (GCONV=1E-8) satisfied.	0,06	15,82	0,000		Algorithm converged.	-0,008	0,008	0,99		Algorithm converged.	0,06	15,69	0,9917		1,01		Algorithm converged.	0,06	16,16
Eye disorders	Vitreous haemorrhage	Asia Pacific (inc. Australia)	69	10,9	0	0,0	68	10,9	0	0,0	NE			NE	NE	NE		NE	NE	NE	NE		NE	NE	NE	NE		NE		NE	NE	NE
Gastrointestinal disorders		Europe	219	34,7	2	0,9	218	34,9	1	0,5	2,00		Convergence criterion (GCONV=1E-8) satisfied.	0,18	22,22	0,005		Algorithm converged.	-0,011	0,020	1,99		Algorithm converged.	0,18	21,80	0,5655	1,0000	0,50		Algorithm converged.	0,05	5,50
Gastrointestinal disorders		America	344	54,4	2	0,6	339	54,2	1	0,3	1,98		Convergence criterion (GCONV=1E-8) satisfied.	0,18	21,90	0,003		Algorithm converged.	-0,007	0,013	1,97		Algorithm converged.	0,18	21,63	0,5717		0,51		Algorithm converged.	0,05	5,57
Gastrointestinal disorders		Asia Pacific (inc. Australia)	69	10,9	0	0,0	68	10,9	0	0,0	NE			NE	NE	NE		NE	NE	NE	NE		NE	NE	NE	NE		NE		NE	NE	NE
Gastrointestinal disorders	Colitis	Europe	219	34,7	0	0,0	218	34,9	1	0,5		*	Quasi-complete separation of data points detected.				*	ERROR: Error in computing the link function, its derivatives, or the variance function.			0,00		Algorithm converged.	0,00	NE	0,3162	NE	>999.99		Algorithm converged.	0,00	NE
Gastrointestinal disorders	Colitis	America	344	54,4	1	0,3	339	54,2	0	0,0		*	Quasi-complete separation of data points detected.				*	WARNING: Negative of Hessian not positive definite.			NE		Algorithm converged.	NE	NE	0,3209		NE		Algorithm converged.	NE	NE
Gastrointestinal disorders	Colitis	Asia Pacific (inc. Australia)	69	10,9	0	0,0	68	10,9	0	0,0	NE			NE	NE	NE		NE	NE	NE	NE		NE	NE	NE	NE		NE		NE	NE	NE
Gastrointestinal disorders	Diabetic gastroparesis	Europe	219	34,7	0	0,0	218	34,9	0	0,0	NE			NE	NE	NE		NE	NE	NE	NE		NE	NE	NE	NE	NE	NE		NE	NE	NE
Gastrointestinal disorders	Diabetic gastroparesis	America	344	54,4	1	0,3	339	54,2	0	0,0		*	Quasi-complete separation of data points detected.				*	WARNING: Negative of Hessian not positive definite.			NE		Algorithm converged.	NE	NE	0,3209		NE		Algorithm converged.	NE	NE
Gastrointestinal disorders	Diabetic gastroparesis	Asia Pacific (inc. Australia)	69	10,9	0	0,0	68	10,9	0	0,0	NE			NE	NE	NE		NE	NE	NE	NE		NE	NE	NE	NE		NE		NE	NE	NE
Gastrointestinal disorders	Gastrointestinal haemorrhage	Europe	219	34,7	2	0,9	218	34,9	0	0,0		*	Quasi-complete separation of data points detected.				*	ERROR: The mean parameter is either invalid or at a limit of its range for some observations.			NE		Algorithm converged.	NE	NE	0,1578	NE	NE		Algorithm converged.	NE	NE
Gastrointestinal disorders	Gastrointestinal haemorrhage	America	344	54,4	0	0,0	339	54,2	0	0,0	NE			NE	NE	NE		NE	NE	NE	NE		NE	NE	NE	NE		NE		NE	NE	NE
Gastrointestinal disorders	Gastrointestinal haemorrhage	Asia Pacific (inc. Australia)	69	10,9	0	0,0	68	10,9	0	0,0	NE			NE	NE	NE		NE	NE	NE	NE		NE	NE	NE	NE		NE		NE	NE	NE
Gastrointestinal disorders	Haemorrhoids thrombosed	Europe	219	34,7	0	0,0	218	34,9	0	0,0	NE			NE	NE	NE		NE	NE	NE	NE		NE	NE	NE	NE	NE	NE		NE	NE	NE
Gastrointestinal disorders	Haemorrhoids thrombosed	America	344	54,4	1	0,3	339	54,2	0	0,0		*	Quasi-complete separation of data points detected.				*	WARNING: Negative of Hessian not positive definite.			NE		Algorithm converged.	NE	NE	0,3209		NE		Algorithm converged.	NE	NE
Gastrointestinal disorders	Haemorrhoids thrombosed	Asia Pacific (inc. Australia)	69	10,9	0	0,0	68	10,9	0	0,0	NE			NE	NE	NE		NE	NE	NE	NE		NE	NE	NE	NE		NE		NE	NE	NE
Gastrointestinal disorders	Intestinal pseudo-obstruction	Europe	219	34,7	0	0,0	218	34,9	0	0,0	NE			NE	NE	NE		NE	NE	NE	NE		NE	NE	NE	NE	NE	NE		NE	NE	NE
Gastrointestinal disorders	Intestinal pseudo-obstruction	America	344	54,4	0	0,0	339	54,2	1	0,3		*	Quasi-complete separation of data points detected.				*	ERROR: The mean parameter is either invalid or at a limit of its range for some observations.			0,00		Algorithm converged.	0,00	NE	0,3138		>999.99		Algorithm converged.	0,00	NE
Gastrointestinal disorders	Intestinal pseudo-obstruction	Asia Pacific (inc. Australia)	69	10,9	0	0,0	68	10,9	0	0,0	NE			NE	NE	NE		NE	NE	NE	NE		NE	NE	NE	NE		NE		NE	NE	NE
General disorders and administration site conditions		Europe	219	34,7	3	1,4	218	34,9	0	0,0		*	Quasi-complete separation of data points detected.				*	ERROR: The mean parameter is either invalid or at a limit of its range for some observations.			NE		Algorithm converged.	NE	NE	0,0833	NE	NE		Algorithm converged.	NE	NE
General disorders and administration site conditions		America	344	54,4	3	0,9	339	54,2	1	0,3	2,97		Convergence criterion (GCONV=1E-8) satisfied.	0,31	28,72	0,006		Algorithm converged.	-0,006	0,017	2,96		Algorithm converged.	0,31	28,28	0,3234		0,34		Algorithm converged.	0,04	3,24
General disorders and administration site conditions		Asia Pacific (inc. Australia)	69	10,9	0	0,0	68	10,9	0	0,0	NE			NE	NE	NE		NE	NE	NE	NE		NE	NE	NE	NE		NE		NE	NE	NE
General disorders and administration site conditions	Death	Europe	219	34,7	0	0,0	218	34,9	0	0,0	NE			NE	NE	NE		NE	NE	NE	NE		NE	NE	NE	NE	NE	NE		NE	NE	NE
General disorders and administration site conditions	Death	America	344	54,4	3	0,9	339	54,2	0	0,0		*	Quasi-complete separation of data points detected.				*	WARNING: Negative of Hessian not positive definite.			NE		Algorithm converged.	NE	NE	0,0851		NE		Algorithm converged.	NE	NE
General disorders and administration site conditions	Death	Asia Pacific (inc. Australia)	69	10,9	0	0,0	68	10,9	0	0,0	NE			NE	NE	NE		NE	NE	NE	NE		NE	NE	NE	NE		NE		NE	NE	NE
General disorders and administration site conditions	Injection site injury	Europe	219	34,7	1	0,5	218	34,9	0	0,0		*	Quasi-complete separation of data points detected.				*	WARNING: Negative of Hessian not positive definite.			NE		Algorithm converged.	NE	NE	0,3184	NE	NE		Algorithm converged.	NE	NE
General disorders and administration site conditions	Injection site injury	America	344	54,4	0	0,0	339	54,2	0	0,0	NE			NE	NE	NE		NE	NE	NE	NE		NE	NE	NE	NE		NE		NE	NE	NE
General disorders and administration site conditions	Injection site injury	Asia Pacific (inc. Australia)	69	10,9	0	0,0	68	10,9	0	0,0	NE			NE	NE	NE		NE	NE	NE	NE		NE	NE	NE	NE		NE		NE	NE	NE
General disorders and administration site conditions	Localised oedema	Europe	219	34,7	1	0,5	218	34,9	0	0,0		*	Quasi-complete separation of data points detected.				*	WARNING: Negative of Hessian not positive definite.			NE		Algorithm converged.	NE	NE	0,3184	NE	NE		Algorithm converged.	NE	NE
General disorders and administration site conditions	Localised oedema	America	344	54,4	0	0,0	339	54,2	0	0,0	NE			NE	NE	NE		NE	NE	NE	NE		NE	NE	NE	NE		NE		NE	NE	NE
General disorders and administration site conditions	Localised oedema	Asia Pacific (inc. Australia)	69	10,9	0	0,0	68	10,9	0	0,0	NE			NE	NE	NE		NE	NE	NE	NE		NE	NE	NE	NE		NE		NE	NE	NE
General disorders and administration site conditions	Multiple organ dysfunction syndrome	Europe	219	34,7	1	0,5	218	34,9	0	0,0		*	Quasi-complete separation of data points detected.				*	WARNING: Negative of Hessian not positive definite.			NE		Algorithm converged.	NE	NE	0,3184	NE	NE		Algorithm converged.	NE	NE
General disorders and administration site conditions	Multiple organ dysfunction syndrome	America	344	54,4	0	0,0	339	54,2	0	0,0	NE			NE	NE	NE		NE	NE	NE	NE		NE	NE	NE	NE		NE		NE	NE	NE
General disorders and administration site conditions	Multiple organ dysfunction syndrome	Asia Pacific (inc. Australia)	69	10,9	0	0,0	68	10,9	0	0,0	NE			NE	NE	NE		NE	NE	NE	NE		NE	NE	NE	NE		NE		NE	NE	NE
General disorders and administration site conditions	Physical deconditioning	Europe	219	34,7	0	0,0	218	34,9	0	0,0	NE			NE	NE	NE		NE	NE	NE	NE		NE	NE	NE	NE	NE	NE		NE	NE	NE
General disorders and administration site conditions	Physical deconditioning	America	344	54,4	0	0,0	339	54,2	1	0,3		*	Quasi-complete separation of data points detected.				*	ERROR: The mean parameter is either invalid or at a limit of its range for some observations.			0,00		Algorithm converged.	0,00	NE	0,3138		>999.99		Algorithm converged.	0,00	NE
General disorders and administration site conditions	Physical deconditioning	Asia Pacific (inc. Australia)	69	10,9	0	0,0	68	10,9	0	0,0	NE			NE	NE	NE		NE	NE	NE	NE		NE	NE	NE	NE		NE		NE	NE	NE
General disorders and administration site conditions	Pyrexia	Europe	219	34,7	1	0,5	218	34,9	0	0,0		*	Quasi-complete separation of data points detected.				*	WARNING: Negative of Hessian not positive definite.			NE		Algorithm converged.	NE	NE	0,3184	NE	NE		Algorithm converged.	NE	NE
General disorders and administration site conditions	Pyrexia	America	344	54,4	0	0,0	339	54,2	0	0,0	NE			NE	NE	NE		NE	NE	NE	NE		NE	NE	NE	NE		NE		NE	NE	NE
General disorders and administration site conditions	Pyrexia	Asia Pacific (inc. Australia)	69	10,9	0	0,0	68	10,9	0	0,0	NE			NE	NE	NE		NE	NE	NE	NE		NE	NE	NE	NE		NE		NE	NE	NE
Hepatobiliary disorders		Europe	219	34,7	2	0,9	218	34,9	2	0,9	1,00		Convergence criterion (GCONV=1E-8) satisfied.	0,14	7,13	0,000		Algorithm converged.	-0,018	0,018	1,00		Algorithm converged.	0,14	7,00	0,9963	1,0000	1,00		Algorithm converged.	0,14	7,07
Hepatobiliary disorders		America	344	54,4	1	0,3	339	54,2	1	0,3	0,99		Convergence criterion (GCONV=1E-8) satisfied.	0,06	15,82	0,000		Algorithm converged.	-0,008	0,008	0,99		Algorithm converged.	0,06	15,69	0,9917		1,01		Algorithm converged.	0,06	16,16
Hepatobiliary disorders		Asia Pacific (inc. Australia)	69	10,9	0	0,0	68	10,9	0	0,0	NE			NE	NE	NE		NE	NE	NE	NE		NE	NE	NE	NE		NE		NE	NE	NE
Hepatobiliary disorders	Bile duct stenosis	Europe	219	34,7	0	0,0	218	34,9	1	0,5		*	Quasi-complete separation of data points detected.				*	ERROR: Error in computing the link function, its derivatives, or the variance function.			0,00		Algorithm converged.	0,00	NE	0,3162	NE	>999.99		Algorithm converged.	0,00	NE
Hepatobiliary disorders	Bile duct stenosis	America	344	54,4	0	0,0	339	54,2	0	0,0	NE			NE	NE	NE		NE	NE	NE	NE		NE	NE	NE	NE		NE		NE	NE	NE
Hepatobiliary disorders	Bile duct stenosis	Asia Pacific (inc. Australia)	69	10,9	0	0,0	68	10,9	0	0,0	NE			NE	NE	NE		NE	NE	NE	NE		NE	NE	NE	NE		NE		NE	NE	NE
Hepatobiliary disorders	Cholecystitis	Europe	219	34,7	0	0,0	218	34,9	1	0,5		*	Quasi-complete separation of data points detected.				*	ERROR: Error in computing the link function, its derivatives, or the variance function.			0,00		Algorithm converged.	0,00	NE	0,3162	NE	>999.99		Algorithm converged.	0,00	NE
Hepatobiliary disorders	Cholecystitis	America	344	54,4	0	0,0	339	54,2	0	0,0	NE			NE	NE	NE		NE	NE	NE	NE		NE	NE	NE	NE		NE		NE	NE	NE
Hepatobiliary disorders	Cholecystitis	Asia Pacific (inc. Australia)	69	10,9	0	0,0	68	10,9	0	0,0	NE			NE	NE	NE		NE	NE	NE	NE		NE	NE	NE	NE		NE		NE	NE	NE
Hepatobiliary disorders	Cholecystitis acute	Europe	219	34,7	0	0,0	218	34,9	0	0,0	NE			NE	NE	NE		NE	NE	NE	NE		NE	NE	NE	NE	NE	NE		NE	NE	NE
Hepatobiliary disorders	Cholecystitis acute	America	344	54,4	1	0,3	339	54,2	0	0,0		*	Quasi-complete separation of data points detected.				*	WARNING: Negative of Hessian not positive definite.			NE		Algorithm converged.	NE	NE	0,3209		NE		Algorithm converged.	NE	NE
Hepatobiliary disorders	Cholecystitis acute	Asia Pacific (inc. Australia)	69	10,9	0	0,0	68	10,9	0	0,0	NE			NE	NE	NE		NE	NE	NE	NE		NE	NE	NE	NE		NE		NE	NE	NE
Hepatobiliary disorders	Hepatic cirrhosis	Europe	219	34,7	1	0,5	218	34,9	0	0,0		*	Quasi-complete separation of data points detected.				*	WARNING: Negative of Hessian not positive definite.			NE		Algorithm converged.	NE	NE	0,3184	NE	NE		Algorithm converged.	NE	NE
Hepatobiliary disorders	Hepatic cirrhosis	America	344	54,4	0	0,0	339	54,2	1	0,3		*	Quasi-complete separation of data points detected.				*	ERROR: The mean parameter is either invalid or at a limit of its range for some observations.			0,00		Algorithm converged.	0,00	NE	0,3138		>999.99		Algorithm converged.	0,00	NE
Hepatobiliary disorders	Hepatic cirrhosis	Asia Pacific (inc. Australia)	69	10,9	0	0,0	68	10,9	0	0,0	NE			NE	NE	NE		NE	NE	NE	NE		NE	NE	NE	NE		NE		NE	NE	NE
Hepatobiliary disorders	Non-alcoholic steatohepatitis	Europe	219	34,7	1	0,5	218	34,9	0	0,0		*	Quasi-complete separation of data points detected.				*	WARNING: Negative of Hessian not positive definite.			NE		Algorithm converged.	NE	NE	0,3184	NE	NE		Algorithm converged.	NE	NE
Hepatobiliary disorders	Non-alcoholic steatohepatitis	America	344	54,4	0	0,0	339	54,2	0	0,0	NE			NE	NE	NE		NE	NE	NE	NE		NE	NE	NE	NE		NE		NE	NE	NE
Hepatobiliary disorders	Non-alcoholic steatohepatitis	Asia Pacific (inc. Australia)	69	10,9	0	0,0	68	10,9	0	0,0	NE			NE	NE	NE		NE	NE	NE	NE		NE	NE	NE	NE		NE		NE	NE	NE
Infections and infestations		Europe	219	34,7	3	1,4	218	34,9	7	3,2	0,42		Convergence criterion (GCONV=1E-8) satisfied.	0,11	1,64	-0,018		Algorithm converged.	-0,046	0,010	0,43		Algorithm converged.	0,11	1,63	0,1986	0,8567	2,34		Algorithm converged.	0,61	8,95
Infections and infestations		America	344	54,4	13	3,8	339	54,2	20	5,9	0,63		Convergence criterion (GCONV=1E-8) satisfied.	0,31	1,28	-0,021		Algorithm converged.	-0,053	0,011	0,64		Algorithm converged.	0,32	1,27	0,1966		1,56		Algorithm converged.	0,79	3,09
Infections and infestations		Asia Pacific (inc. Australia)	69	10,9	1	1,4	68	10,9	2	2,9	0,49		Convergence criterion (GCONV=1E-8) satisfied.	0,04	5,48	-0,015		Algorithm converged.	-0,064	0,034	0,49		Algorithm converged.	0,05	5,31	0,5522		2,03		Algorithm converged.	0,19	21,86
Infections and infestations	Arthritis bacterial	Europe	219	34,7	0	0,0	218	34,9	0	0,0	NE			NE	NE	NE		NE	NE	NE	NE		NE	NE	NE	NE	NE	NE		NE	NE	NE
Infections and infestations	Arthritis bacterial	America	344	54,4	0	0,0	339	54,2	1	0,3		*	Quasi-complete separation of data points detected.				*	ERROR: The mean parameter is either invalid or at a limit of its range for some observations.			0,00		Algorithm converged.	0,00	NE	0,3138		>999.99		Algorithm converged.	0,00	NE
Infections and infestations	Arthritis bacterial	Asia Pacific (inc. Australia)	69	10,9	0	0,0	68	10,9	0	0,0	NE			NE	NE	NE		NE	NE	NE	NE		NE	NE	NE	NE		NE		NE	NE	NE
Infections and infestations	COVID-19	Europe	219	34,7	0	0,0	218	34,9	0	0,0	NE			NE	NE	NE		NE	NE	NE	NE		NE	NE	NE	NE	NE	NE		NE	NE	NE
Infections and infestations	COVID-19	America	344	54,4	3	0,9	339	54,2	0	0,0		*	Quasi-complete separation of data points detected.				*	WARNING: Negative of Hessian not positive definite.			NE		Algorithm converged.	NE	NE	0,0851		NE		Algorithm converged.	NE	NE
Infections and infestations	COVID-19	Asia Pacific (inc. Australia)	69	10,9	0	0,0	68	10,9	0	0,0	NE			NE	NE	NE		NE	NE	NE	NE		NE	NE	NE	NE		NE		NE	NE	NE
Infections and infestations	Cellulitis	Europe	219	34,7	0	0,0	218	34,9	0	0,0	NE			NE	NE	NE		NE	NE	NE	NE		NE	NE	NE	NE	NE	NE		NE	NE	NE
Infections and infestations	Cellulitis	America	344	54,4	2	0,6	339	54,2	4	1,2	0,49		Convergence criterion (GCONV=1E-8) satisfied.	0,09	2,69	-0,006		Algorithm converged.	-0,020	0,008	0,49		Algorithm converged.	0,09	2,67	0,4023		2,03		Algorithm converged.	0,37	11,01
Infections and infestations	Cellulitis	Asia Pacific (inc. Australia)	69	10,9	0	0,0	68	10,9	1	1,5		*	Quasi-complete separation of data points detected.				*	WARNING: The relative Hessian convergence criterion of 12.21074153 is greater than the limit of 0.0001. The convergence is questionable.			0,00		Algorithm converged.	0,00	NE	0,3138		>999.99		Algorithm converged.	0,00	NE
Infections and infestations	Cholecystitis infective	Europe	219	34,7	0	0,0	218	34,9	0	0,0	NE			NE	NE	NE		NE	NE	NE	NE		NE	NE	NE	NE	NE	NE		NE	NE	NE
Infections and infestations	Cholecystitis infective	America	344	54,4	1	0,3	339	54,2	0	0,0		*	Quasi-complete separation of data points detected.				*	WARNING: Negative of Hessian not positive definite.			NE		Algorithm converged.	NE	NE	0,3209		NE		Algorithm converged.	NE	NE
Infections and infestations	Cholecystitis infective	Asia Pacific (inc. Australia)	69	10,9	0	0,0	68	10,9	0	0,0	NE			NE	NE	NE		NE	NE	NE	NE		NE	NE	NE	NE		NE		NE	NE	NE
Infections and infestations	Clostridium difficile colitis	Europe	219	34,7	0	0,0	218	34,9	0	0,0	NE			NE	NE	NE		NE	NE	NE	NE		NE	NE	NE	NE	NE	NE		NE	NE	NE
Infections and infestations	Clostridium difficile colitis	America	344	54,4	0	0,0	339	54,2	1	0,3		*	Quasi-complete separation of data points detected.				*	ERROR: The mean parameter is either invalid or at a limit of its range for some observations.			0,00		Algorithm converged.	0,00	NE	0,3138		>999.99		Algorithm converged.	0,00	NE

| | | |

| | | |

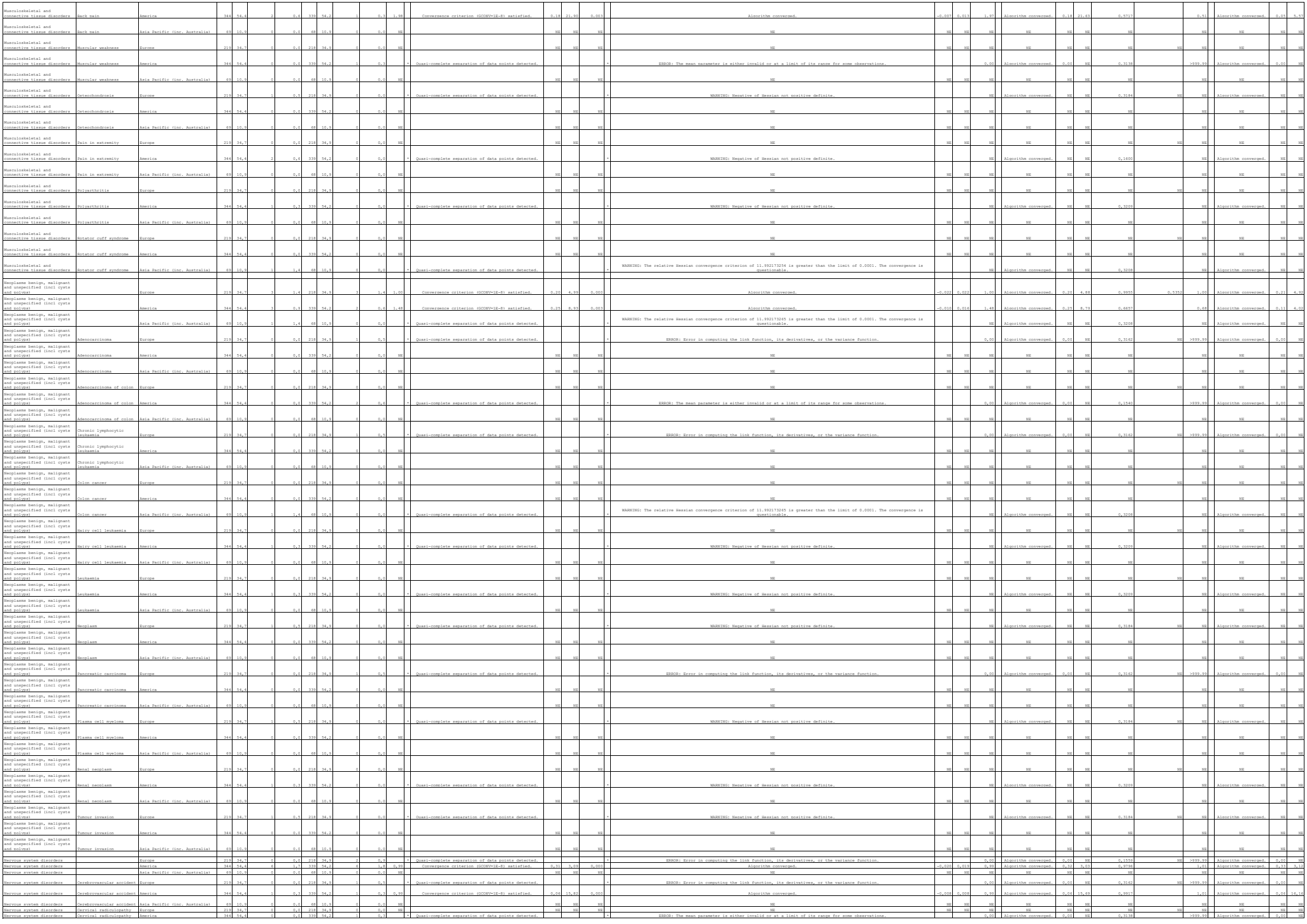

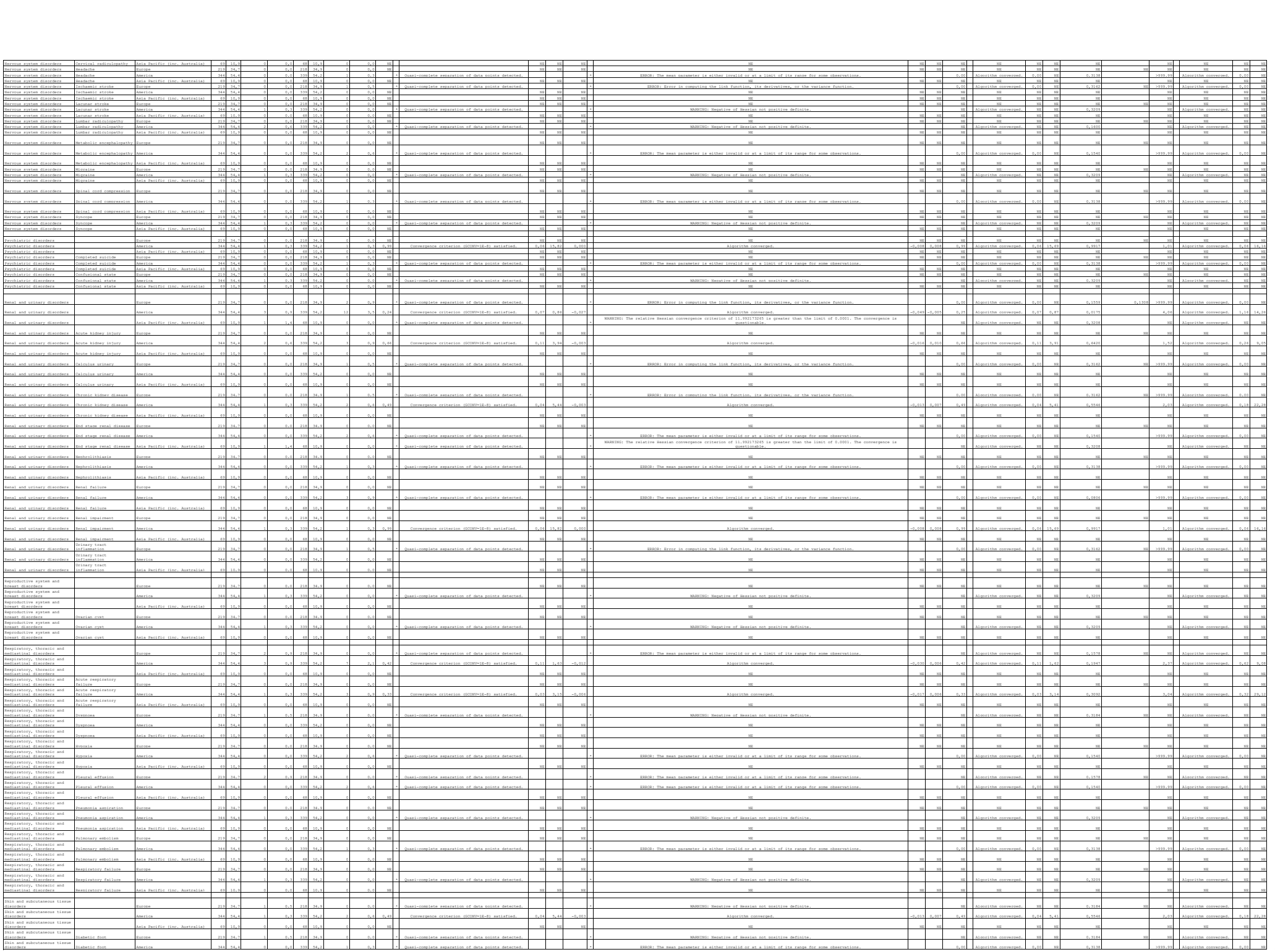

Skin and subcutaneous tissue disorders	Diabetic foot	Asia Pacific (inc. Australia)	69	10,9	0	0,0	68	10,9	0	0,0	NE					NE	NE	NE		NE						NE				NE		NE
Skin and subcutaneous tissue disorders	Petechiae	Europe	219	34,7	0	0,0	218	34,9	0	0,0	NE					NE	NE	NE		NE						NE				NE		NE
Skin and subcutaneous tissue disorders	Petechiae	America	344	54,4	0	0,0	339	54,2	1	0,3		*	Quasi-complete separation of data points detected.						*	ERROR: The mean parameter is either invalid or at a limit of its range for some observations.			0,00	Algorithm converged.	0,00	NE	0,3198		>999,99	Algorithm converged.	0,02	NE
Skin and subcutaneous tissue disorders	Petechiae	Asia Pacific (inc. Australia)	69	10,9	0	0,0	68	10,9	0	0,0	NE			NE	NE	NE				NE	NE	NE	NE	NE	NE	NE				NE	NE	NE
Skin and subcutaneous tissue disorders	Skin ulcer	Europe	219	34,7	0	0,0	218	34,9	0	0,0	NE			NE	NE	NE				NE	NE	NE	NE	NE	NE	NE				NE	NE	NE
Skin and subcutaneous tissue disorders	Skin ulcer	America	344	54,4	1	0,3	339	54,2	0	0,0		*	Quasi-complete separation of data points detected.						*	WARNING: Negative of Hessian not positive definite.			NE	Algorithm converged.	NE	NE	0,3200		NE	Algorithm converged.	NE	NE
Skin and subcutaneous tissue disorders	Skin ulcer	Asia Pacific (inc. Australia)	69	10,9	1	0,1	68	10,9	0	0,0	NE			NE	NE	NE				NE	NE	NE	NE	NE	NE	NE				NE	NE	NE
Vascular disorders		Europe	219	34,7	1	0,5	218	34,9	0	0,0		*	Quasi-complete separation of data points detected.						*	WARNING: Negative of Hessian not positive definite.			NE	Algorithm converged.	NE	NE	0,3184	0,2458	NE	Algorithm converged.	NE	NE
Vascular disorders		America	344	54,6	5	1,5	339	54,2	4	1,2	0,82		Convergence criterion (GCONV=1E-8) satisfied.	0,231	2,71	-0,003				Algorithm converged.	-0,022	0,014	0,82	Algorithm converged.	0,25	2,67	0,7423		1,22	Algorithm converged.	0,38	3,85
Vascular disorders		Asia Pacific (inc. Australia)	69	10,9	0	0,0	68	10,9	1	1,5		*	Quasi-complete separation of data points detected.						*	WARNING: The relative Hessian convergence criterion of 12.21074153 is greater than the limit of 0.0001. The convergence is questionable.			0,00	Algorithm converged.	0,00	NE	0,3138		>999,99	Algorithm converged.	0,01	NE
Vascular disorders	Deep vein thrombosis	Europe	219	34,7	0	0,0	218	34,9	0	0,0	NE			NE	NE	NE				NE	NE	NE	NE	NE	NE	NE				NE	NE	NE
Vascular disorders	Deep vein thrombosis	America	344	54,6	3	0,9	339	54,2	1	0,3		*	Quasi-complete separation of data points detected.						*	ERROR: The mean parameter is either invalid or at a limit of its range for some observations.			0,00	Algorithm converged.	0,00	NE	0,3138		>999,99	Algorithm converged.	0,01	NE
Vascular disorders	Deep vein thrombosis	Asia Pacific (inc. Australia)	69	10,9	0	0,0	68	10,9	0	0,0	NE			NE	NE	NE				NE	NE	NE	NE	NE	NE	NE				NE	NE	NE
Vascular disorders	Extremity necrosis	Europe	219	34,7	0	0,0	218	34,9	0	0,0	NE			NE	NE	NE				NE	NE	NE	NE	NE	NE	NE				NE	NE	NE
Vascular disorders	Extremity necrosis	America	344	54,6	1	0,3	339	54,2	0	0,0		*	Quasi-complete separation of data points detected.						*	WARNING: Negative of Hessian not positive definite.			NE	Algorithm converged.	NE	NE	0,3200		NE	Algorithm converged.	NE	NE
Vascular disorders	Extremity necrosis	Asia Pacific (inc. Australia)	69	10,9	0	0,0	68	10,9	0	0,0	NE			NE	NE	NE				NE	NE	NE	NE	NE	NE	NE				NE	NE	NE
Vascular disorders	Haemorrhage	Europe	219	34,7	0	0,0	218	34,9	0	0,0	NE			NE	NE	NE				NE	NE	NE	NE	NE	NE	NE				NE	NE	NE
Vascular disorders	Haemorrhage	America	344	54,6	1	0,3	339	54,2	0	0,0		*	Quasi-complete separation of data points detected.						*	WARNING: Negative of Hessian not positive definite.			NE	Algorithm converged.	NE	NE	0,3200		NE	Algorithm converged.	NE	NE
Vascular disorders	Haemorrhage	Asia Pacific (inc. Australia)	69	10,9	0	0,0	68	10,9	0	0,0	NE			NE	NE	NE				NE	NE	NE	NE	NE	NE	NE				NE	NE	NE
Vascular disorders	Hypertension	Europe	219	34,7	0	0,0	218	34,9	0	0,0	NE			NE	NE	NE				NE	NE	NE	NE	NE	NE	NE				NE	NE	NE
Vascular disorders	Hypertension	America	344	54,6	3	0,9	339	54,2	4	1,2		*	Quasi-complete separation of data points detected.						*	ERROR: The mean parameter is either invalid or at a limit of its range for some observations.			0,00	Algorithm converged.	0,00	NE	0,6435		>999,99	Algorithm converged.	0,01	NE
Vascular disorders	Hypertension	Asia Pacific (inc. Australia)	69	10,9	0	0,0	68	10,9	1	1,5		*	Quasi-complete separation of data points detected.						*	WARNING: The relative Hessian convergence criterion of 12.21074153 is greater than the limit of 0.0001. The convergence is questionable.			0,00	Algorithm converged.	0,00	NE	0,3138		>999,99	Algorithm converged.	0,01	NE
Vascular disorders	Hypertensive crisis	Europe	219	34,7	1	0,5	218	34,9	0	0,0		*	Quasi-complete separation of data points detected.						*	WARNING: Negative of Hessian not positive definite.			NE	Algorithm converged.	NE	NE	0,3184	NE	NE	Algorithm converged.	NE	NE
Vascular disorders	Hypertensive crisis	America	344	54,6	2	0,6	339	54,2	0	0,0		*	Quasi-complete separation of data points detected.						*	WARNING: Negative of Hessian not positive definite.			NE	Algorithm converged.	NE	NE	0,3200		NE	Algorithm converged.	NE	NE
Vascular disorders	Hypertensive crisis	Asia Pacific (inc. Australia)	69	10,9	0	0,0	68	10,9	0	0,0	NE			NE	NE	NE				NE	NE	NE	NE	NE	NE	NE				NE	NE	NE
Vascular disorders	Hypotension	Europe	219	34,7	0	0,0	218	34,9	0	0,0	NE			NE	NE	NE				NE	NE	NE	NE	NE	NE	NE				NE	NE	NE
Vascular disorders	Hypotension	America	344	54,6	1	0,3	339	54,2	1	0,3		*	Quasi-complete separation of data points detected.						*	ERROR: The mean parameter is either invalid or at a limit of its range for some observations.			0,00	Algorithm converged.	0,02	NE	0,3138		>999,99	Algorithm converged.	0,02	NE
Vascular disorders	Hypotension	Asia Pacific (inc. Australia)	69	10,9	0	0,0	68	10,9	0	0,0	NE			NE	NE	NE				NE	NE	NE	NE	NE	NE	NE				NE	NE	NE
Vascular disorders	Peripheral vascular disorder	Europe	219	34,7	0	0,0	218	34,9	0	0,0	NE			NE	NE	NE				NE	NE	NE	NE	NE	NE	NE				NE	NE	NE
Vascular disorders	Peripheral vascular disorder	America	344	54,6	1	0,3	339	54,2	0	0,0		*	Quasi-complete separation of data points detected.						*	WARNING: Negative of Hessian not positive definite.			NE	Algorithm converged.	NE	NE	0,3200		NE	Algorithm converged.	NE	NE
Vascular disorders	Peripheral vascular disorder	Asia Pacific (inc. Australia)	69	10,9	0	0,0	68	10,9	0	0,0	NE			NE	NE	NE				NE	NE	NE	NE	NE	NE	NE				NE	NE	NE

Includes AEs with onset up to Day 405 (last day of Week 56 analysis visit window).
Only AEs of highest severity are counted.
Test for interaction based on RR (Log-binomial regression)
* indicates convergence problem. Result is uninterpretable.
Clinical cut-off: YOSEMITE 01NOV2021 and RHINE 2NOCT2021

Program: root/clinical_studies/RO6867461/CDT70122/share/ACE_pool_DME_CSR_Final/prod/program/t_ae_raw_soc.sas
Output: root/clinical_studies/RO6867461/CDT70122/share/ACE_pool_DME_CSR_Final/prod/output_saf_hc/t_ae_raw_soc_sq_WSEVAE_AEW56_SEBC_OCTNOV2021_DME.xls
11AUG2022 19:33

POPULATION: Safety-Evaluable Population B vs. C
ENDPOINT: Severe AEs throughout the Entire Study
MODEL: Unstratified analysis
STUDY: GM40349 & GM40398
Dichotomous Analysis by Subgroups (Safety)

All

			Faricimab (PT) (N=632)				Aflibercept (N=625)									Faricimab (PT) vs. Aflibercept										Aflibercept vs. Faricimab (PT)			
			Patients		Patients with Event		Patients		Patients with Event		Odds Ratio					Odds Ratio					Absolute Risk Difference					Relative Risk					Relative Risk			
MedDRA System Organ Class	MedDRA Preferred Term	Level	n	%	n	%	n	%	n	%	Odds Ratio	Convergence Reason	95% Lower CL	95% Upper CL	Absolute Risk	Convergence Reason	95% Lower CL	95% Upper CL	Relative Risk	Convergence Reason	95% Lower CL	95% Upper CL	p-value (Cochran-Mantel-Haenszel)	Interaction Test: p-value (likelihood ratio)	Relative Risk	Convergence Reason	95% Lower CL	95% Upper CL
Blood and lymphatic system disorders		n/a	632	100,0	5	0,8	625	100,0	4	0,6	1,24	Convergence criterion (GCONV=1E-8) satisfied.	0,33	4,63	0,002	Algorithm converged.	-0,008	0,011	1,24	Algorithm converged.	0,33	4,38	0,7508	NE	0,81	Algorithm converged.	0,22	3,00
Blood and lymphatic system disorders	Anaemia	n/a	632	100,0	4	0,6	625	100,0	3	0,5	1,32	Convergence criterion (GCONV=1E-8) satisfied.	0,29	5,92	0,002	Algorithm converged.	-0,007	0,010	1,32	Algorithm converged.	0,26	5,87	0,7158	NE	0,76	Algorithm converged.	0,17	3,37
Blood and lymphatic system disorders	Anaemia of chronic disease	n/a	632	100,0	0	0,0	625	100,0	1	0,2	*	Quasi-complete separation of data points detected.	*		*	WARNING: The relative Hessian convergence criterion of 90.6464664276 is greater than the limit of 0.0001. The convergence is questionable.			0,00	Algorithm converged.	0,00	NE	0,3148	NE	>999,99	Algorithm converged.	0,00	NE
Blood and lymphatic system disorders	Lymphadenopathy mediastinal	n/a	632	100,0	1	0,2	625	100,0	0	0,0	*	Quasi-complete separation of data points detected.	*		*	WARNING: The relative Hessian convergence criterion of 83.9140427706 is greater than the limit of 0.0001. The convergence is questionable.			NE	Algorithm converged.	NE	NE	0,3200	NE	NE	Algorithm converged.	NE	NE
Cardiac disorders		n/a	632	100,0	33	5,2	625	100,0	31	5,0	0,96	Convergence criterion (GCONV=1E-8) satisfied.	0,61	1,62	-0,002	Algorithm converged.	-0,025	0,024	0,96	Algorithm converged.	0,82	1,36	0,9625	NE	1,01	Algorithm converged.	0,63	1,42
Cardiac disorders	Acute coronary syndrome	n/a	632	100,0	1	0,2	625	100,0	0	0,0	*	Quasi-complete separation of data points detected.	*		*	WARNING: The relative Hessian convergence criterion of 78.9779225471 is greater than the limit of 0.0001. The convergence is questionable.			NE	Algorithm converged.	NE	NE	0,3200	NE	NE	Algorithm converged.	NE	NE
Cardiac disorders	Acute left ventricular failure	n/a	632	100,0	1	0,2	625	100,0	2	0,3	0,49	Convergence criterion (GCONV=1E-8) satisfied.	0,04	5,44	-0,002	Algorithm converged.	-0,007	0,004	0,49	Algorithm converged.	0,04	5,44	0,5563	NE	2,02	Algorithm converged.	0,18	22,25
Cardiac disorders	Acute myocardial infarction	n/a	632	100,0	5	0,8	625	100,0	4	0,6	1,24	Convergence criterion (GCONV=1E-8) satisfied.	0,33	4,63	0,002	Algorithm converged.	-0,008	0,011	1,24	Algorithm converged.	0,33	4,38	0,7508	NE	0,81	Algorithm converged.	0,22	3,00
Cardiac disorders	Angina pectoris	n/a	632	100,0	1	0,2	625	100,0	1	0,2	0,99	Convergence criterion (GCONV=1E-8) satisfied.	0,06	15,84	0,000	Algorithm converged.	-0,004	0,004	0,99	Algorithm converged.	0,06	15,79	0,9937	NE	1,01	Algorithm converged.	0,06	16,13
Cardiac disorders	Angina unstable	n/a	632	100,0	1	0,2	625	100,0	0	0,0	*	Quasi-complete separation of data points detected.	*		*	WARNING: The relative Hessian convergence criterion of 78.9779225471 is greater than the limit of 0.0001. The convergence is questionable.			NE	Algorithm converged.	NE	NE	0,3200	NE	NE	Algorithm converged.	NE	NE
Cardiac disorders	Arrhythmia	n/a	632	100,0	1	0,2	625	100,0	1	0,2	0,99	Convergence criterion (GCONV=1E-8) satisfied.	0,06	15,84	0,000	Algorithm converged.	-0,004	0,004	0,99	Algorithm converged.	0,06	15,79	0,9937	NE	1,01	Algorithm converged.	0,06	16,13
Cardiac disorders	Atrial fibrillation	n/a	632	100,0	2	0,3	625	100,0	0	0,0	*	Quasi-complete separation of data points detected.	*		*	ERROR: The mean parameter is either invalid or at a limit of its range for some observations.			NE	Algorithm converged.	NE	NE	0,1593	NE	NE	Algorithm converged.	NE	NE
Cardiac disorders	Atrioventricular block	n/a	632	100,0	0	0,0	625	100,0	1	0,2	*	Quasi-complete separation of data points detected.	*		*	WARNING: The relative Hessian convergence criterion of 90.6464664276 is greater than the limit of 0.0001. The convergence is questionable.			0,00	Algorithm converged.	0,00	NE	0,3148	NE	>999,99	Algorithm converged.	0,00	NE
Cardiac disorders	Atrioventricular block complete	n/a	632	100,0	1	0,2	625	100,0	1	0,2	0,99	Convergence criterion (GCONV=1E-8) satisfied.	0,06	15,84	0,000	Algorithm converged.	-0,004	0,004	0,99	Algorithm converged.	0,06	15,79	0,9937	NE	1,01	Algorithm converged.	0,06	16,13
Cardiac disorders	Atrioventricular block second degree	n/a	632	100,0	0	0,0	625	100,0	1	0,2	*	Quasi-complete separation of data points detected.	*		*	WARNING: The relative Hessian convergence criterion of 90.6464664276 is greater than the limit of 0.0001. The convergence is questionable.			0,00	Algorithm converged.	0,00	NE	0,3148	NE	>999,99	Algorithm converged.	0,00	NE
Cardiac disorders	Cardiac arrest	n/a	632	100,0	1	0,2	625	100,0	2	0,3	0,99	Convergence criterion (GCONV=1E-8) satisfied.	0,06	15,84	0,000	Algorithm converged.	-0,004	0,004	0,99	Algorithm converged.	0,06	15,79	0,9937	NE	1,01	Algorithm converged.	0,06	16,13
Cardiac disorders	Cardiac failure	n/a	632	100,0	5	0,8	625	100,0	2	0,3	2,48	Convergence criterion (GCONV=1E-8) satisfied.	0,48	12,83	0,007	Algorithm converged.	-0,003	0,013	2,47	Algorithm converged.	0,48	12,70	0,2613	NE	0,40	Algorithm converged.	0,08	2,08
Cardiac disorders	Cardiac failure chronic	n/a	632	100,0	0	0,0	625	100,0	1	0,2	*	Quasi-complete separation of data points detected.	*		*	WARNING: The relative Hessian convergence criterion of 90.6464664276 is greater than the limit of 0.0001. The convergence is questionable.			0,00	Algorithm converged.	0,00	NE	0,3148	NE	>999,99	Algorithm converged.	0,00	NE
Cardiac disorders	Cardiac failure congestive	n/a	632	100,0	6	0,9	625	100,0	4	1,0	0,93	Convergence criterion (GCONV=1E-8) satisfied.	0,32	3,08	0,002	Algorithm converged.	-0,011	0,011	0,89	Algorithm converged.	0,32	3,00	0,8845	NE	1,01	Algorithm converged.	0,33	3,12
Cardiac disorders	Cardio-respiratory arrest	n/a	632	100,0	0	0,0	625	100,0	1	0,2	*	Quasi-complete separation of data points detected.	*		*	WARNING: The relative Hessian convergence criterion of 90.6464664276 is greater than the limit of 0.0001. The convergence is questionable.			0,00	Algorithm converged.	0,00	NE	0,3148	NE	>999,99	Algorithm converged.	0,00	NE
Cardiac disorders	Cardiopulmonary failure	n/a	632	100,0	1	0,2	625	100,0	0	0,0	*	Quasi-complete separation of data points detected.	*		*	WARNING: The relative Hessian convergence criterion of 83.9140427706 is greater than the limit of 0.0001. The convergence is questionable.			NE	Algorithm converged.	NE	NE	0,3200	NE	NE	Algorithm converged.	NE	NE
Cardiac disorders	Cardiovascular disorder	n/a	632	100,0	1	0,2	625	100,0	0	0,0	*	Quasi-complete separation of data points detected.	*		*	WARNING: The relative Hessian convergence criterion of 83.9140427706 is greater than the limit of 0.0001. The convergence is questionable.			NE	Algorithm converged.	NE	NE	0,3200	NE	NE	Algorithm converged.	NE	NE
Cardiac disorders	Chronic left ventricular failure	n/a	632	100,0	1	0,2	625	100,0	0	0,0	*	Quasi-complete separation of data points detected.	*		*	WARNING: The relative Hessian convergence criterion of 83.9140427706 is greater than the limit of 0.0001. The convergence is questionable.			NE	Algorithm converged.	NE	NE	0,3200	NE	NE	Algorithm converged.	NE	NE
Cardiac disorders	Coronary artery disease	n/a	632	100,0	4	0,6	625	100,0	1	0,2	3,75	Convergence criterion (GCONV=1E-8) satisfied.	0,21	2,93	-0,002	Algorithm converged.	-0,011	0,008	3,73	Algorithm converged.	0,21	2,93	0,7253	NE	1,26	Algorithm converged.	0,24	4,83
Cardiac disorders	Hypertensive heart disease	n/a	632	100,0	0	0,0	625	100,0	1	0,2	*	Quasi-complete separation of data points detected.	*		*	WARNING: The relative Hessian convergence criterion of 90.6464664276 is greater than the limit of 0.0001. The convergence is questionable.			0,00	Algorithm converged.	0,00	NE	0,3148	NE	>999,99	Algorithm converged.	0,00	NE
Cardiac disorders	Ischaemic cardiomyopathy	n/a	632	100,0	2	0,3	625	100,0	0	0,0	*	Quasi-complete separation of data points detected.	*		*	ERROR: The mean parameter is either invalid or at a limit of its range for some observations.			NE	Algorithm converged.	NE	NE	0,1593	NE	NE	Algorithm converged.	NE	NE
Cardiac disorders	Myocardial infarction	n/a	632	100,0	8	1,3	625	100,0	8	1,3	0,99	Convergence criterion (GCONV=1E-8) satisfied.	0,37	2,63	0,000	Algorithm converged.	-0,013	0,012	0,99	Algorithm converged.	0,37	2,62	0,9923	NE	1,01	Algorithm converged.	0,38	2,68
Cardiac disorders	Pericardial effusion	n/a	632	100,0	0	0,0	625	100,0	1	0,2	*	Quasi-complete separation of data points detected.	*		*	WARNING: The relative Hessian convergence criterion of 90.6464664276 is greater than the limit of 0.0001. The convergence is questionable.			0,00	Algorithm converged.	0,00	NE	0,3148	NE	>999,99	Algorithm converged.	0,00	NE
Cardiac disorders	Ventricular fibrillation	n/a	632	100,0	0	0,0	625	100,0	1	0,2	*	Quasi-complete separation of data points detected.	*		*	WARNING: The relative Hessian convergence criterion of 90.6464664276 is greater than the limit of 0.0001. The convergence is questionable.			0,00	Algorithm converged.	0,00	NE	0,3148	NE	>999,99	Algorithm converged.	0,00	NE
Endocrine disorders		n/a	632	100,0	0	0,0	625	100,0	1	0,2	*	Quasi-complete separation of data points detected.	*		*	WARNING: The relative Hessian convergence criterion of 90.6464664276 is greater than the limit of 0.0001. The convergence is questionable.			0,00	Algorithm converged.	0,00	NE	0,3148	NE	>999,99	Algorithm converged.	0,00	NE
Endocrine disorders	Hyperplasia adrenal	n/a	632	100,0	0	0,0	625	100,0	1	0,2	*	Quasi-complete separation of data points detected.	*		*	WARNING: The relative Hessian convergence criterion of 90.6464664276 is greater than the limit of 0.0001. The convergence is questionable.			0,00	Algorithm converged.	0,00	NE	0,3148	NE	>999,99	Algorithm converged.	0,00	NE
Eye disorders		n/a	632	100,0	25	4,0	625	100,0	20	3,2	1,23	Convergence criterion (GCONV=1E-8) satisfied.	0,68	2,23	0,008	Algorithm converged.	-0,013	0,028	1,24	Algorithm converged.	0,69	2,20	0,4713	NE	0,81	Algorithm converged.	0,45	1,44
Eye disorders	Angle closure glaucoma	n/a	632	100,0	3	0,5	625	100,0	1	0,2	2,99	Convergence criterion (GCONV=1E-8) satisfied.	0,30	15,84	0,002	Algorithm converged.	-0,004	0,004	2,98	Algorithm converged.	0,30	15,79	0,9937	NE	1,01	Algorithm converged.	0,06	16,13
Eye disorders	Cataract	n/a	632	100,0	4	0,6	625	100,0	1	0,2	3,76	Convergence criterion (GCONV=1E-8) satisfied.	0,21	2,93	-0,002	Algorithm converged.	-0,011	0,008	3,74	Algorithm converged.	0,21	2,93	0,7255	NE	1,26	Algorithm converged.	0,24	4,69
Eye disorders	Cataract nuclear	n/a	632	100,0	0	0,0	625	100,0	2	0,3	*	Quasi-complete separation of data points detected.	*		*	WARNING: Negative of Hessian not positive definite.			0,00	Algorithm converged.	0,00	NE	0,1548	NE	>999,99	Algorithm converged.	0,00	NE
Eye disorders	Diabetic eye disease	n/a	632	100,0	1	0,2	625	100,0	0	0,0	*	Quasi-complete separation of data points detected.	*		*	WARNING: The relative Hessian convergence criterion of 78.9779225471 is greater than the limit of 0.0001. The convergence is questionable.			NE	Algorithm converged.	NE	NE	0,3200	NE	NE	Algorithm converged.	NE	NE
Eye disorders	Diabetic retinal oedema	n/a	632	100,0	2	0,3	625	100,0	0	0,0	1,99	Convergence criterion (GCONV=1E-8) satisfied.	0,18	21,80	0,002	Algorithm converged.	-0,004	0,027	1,99	Algorithm converged.	0,18	21,75	0,5688	NE	0,51	Algorithm converged.	0,05	5,58
Eye disorders	Diabetic retinopathy	n/a	632	100,0	3	0,5	625	100,0	2	0,3	1,49	Convergence criterion (GCONV=1E-8) satisfied.	0,25	8,92	0,002	Algorithm converged.	-0,005	0,006	1,49	Algorithm converged.	0,25	8,85	0,6632	NE	0,67	Algorithm converged.	0,13	4,02
Eye disorders	Eye haemorrhage	n/a	632	100,0	1	0,2	625	100,0	0	0,0	*	Quasi-complete separation of data points detected.	*		*	WARNING: The relative Hessian convergence criterion of 83.9140427706 is greater than the limit of 0.0001. The convergence is questionable.			NE	Algorithm converged.	NE	NE	0,3200	NE	NE	Algorithm converged.	NE	NE
Eye disorders	Eye pain	n/a	632	100,0	0	0,0	625	100,0	2	0,3	*	Quasi-complete separation of data points detected.	*		*	WARNING: Negative of Hessian not positive definite.			0,00	Algorithm converged.	0,00	NE	0,1548	NE	>999,99	Algorithm converged.	0,00	NE
Eye disorders	Glaucoma	n/a	632	100,0	2	0,3	625	100,0	2	0,3	0,99	Convergence criterion (GCONV=1E-8) satisfied.	0,14	7,04	0,000	Algorithm converged.	-0,006	0,006	0,99	Algorithm converged.	0,14	7,00	0,9911	NE	1,01	Algorithm converged.	0,14	7,16
Eye disorders	Iris neovascularisation	n/a	632	100,0	1	0,2	625	100,0	0	0,0	*	Quasi-complete separation of data points detected.	*		*	WARNING: The relative Hessian convergence criterion of 83.9140427706 is greater than the limit of 0.0001. The convergence is questionable.			NE	Algorithm converged.	NE	NE	0,3200	NE	NE	Algorithm converged.	NE	NE
Eye disorders	Lacrimation increased	n/a	632	100,0	0	0,0	625	100,0	1	0,2	*	Quasi-complete separation of data points detected.	*		*	WARNING: The relative Hessian convergence criterion of 90.6464664276 is greater than the limit of 0.0001. The convergence is questionable.			0,00	Algorithm converged.	0,00	NE	0,3148	NE	>999,99	Algorithm converged.	0,00	NE
Eye disorders	Macular fibrosis	n/a	632	100,0	0	0,0	625	100,0	1	0,2	*	Quasi-complete separation of data points detected.	*		*	WARNING: The relative Hessian convergence criterion of 90.6464664276 is greater than the limit of 0.0001. The convergence is questionable.			0,00	Algorithm converged.	0,00	NE	0,3148	NE	>999,99	Algorithm converged.	0,00	NE
Eye disorders	Macular oedema	n/a	632	100,0	1	0,2	625	100,0	0	0,0	*	Quasi-complete separation of data points detected.	*		*	WARNING: The relative Hessian convergence criterion of 83.9140427706 is greater than the limit of 0.0001. The convergence is questionable.			NE	Algorithm converged.	NE	NE	0,3200	NE	NE	Algorithm converged.	NE	NE
Eye disorders	Ocular ischaemic syndrome	n/a	632	100,0	1	0,2	625	100,0	0	0,0	*	Quasi-complete separation of data points detected.	*		*	WARNING: The relative Hessian convergence criterion of 83.9140427706 is greater than the limit of 0.0001. The convergence is questionable.			NE	Algorithm converged.	NE	NE	0,3200	NE	NE	Algorithm converged.	NE	NE
Eye disorders	Open angle glaucoma	n/a	632	100,0	1	0,2	625	100,0	1	0,2	0,99	Convergence criterion (GCONV=1E-8) satisfied.	0,06	15,84	0,000	Algorithm converged.	-0,004	0,004	0,99	Algorithm converged.	0,06	15,79	0,9937	NE	1,01	Algorithm converged.	0,06	16,13
Eye disorders	Punctate keratitis	n/a	632	100,0	1	0,2	625	100,0	0	0,0	*	Quasi-complete separation of data points detected.	*		*	WARNING: The relative Hessian convergence criterion of 83.9140427706 is greater than the limit of 0.0001. The convergence is questionable.			NE	Algorithm converged.	NE	NE	0,3200	NE	NE	Algorithm converged.	NE	NE
Eye disorders	Retinal artery occlusion	n/a	632	100,0	1	0,2	625	100,0	0	0,0	0,49	Convergence criterion (GCONV=1E-8) satisfied.	0,04	5,44	-0,002	Algorithm converged.	-0,007	0,004	0,49	Algorithm converged.	0,04	5,44	0,5563	NE	2,02	Algorithm converged.	0,18	22,25
Eye disorders	Retinal neovascularisation	n/a	632	100,0	0	0,0	625	100,0	1	0,2	*	Quasi-complete separation of data points detected.	*		*	WARNING: The relative Hessian convergence criterion of 90.6464664276 is greater than the limit of 0.0001. The convergence is questionable.			0,00	Algorithm converged.	0,00	NE	0,3148	NE	>999,99	Algorithm converged.	0,00	NE
Eye disorders	Retinal vein occlusion	n/a	632	100,0	2	0,3	625	100,0	0	0,0	*	Quasi-complete separation of data points detected.	*		*	ERROR: The mean parameter is either invalid or at a limit of its range for some observations.			NE	Algorithm converged.	NE	NE	0,1599	NE	NE	Algorithm converged.	NE	NE
Eye disorders	Uveitic glaucoma	n/a	632	100,0	1	0,2	625	100,0	0	0,0	*	Quasi-complete separation of data points detected.	*		*	WARNING: The relative Hessian convergence criterion of 83.9140427706 is greater than the limit of 0.0001. The convergence is questionable.			NE	Algorithm converged.	NE	NE	0,3200	NE	NE	Algorithm converged.	NE	NE
Eye disorders	Uveitis	n/a	632	100,0	4	0,6	625	100,0	0	0,0	*	Quasi-complete separation of data points detected.	*		*	ERROR: The mean parameter is either invalid or at a limit of its range for some observations.			NE	Algorithm converged.	NE	NE	0,0605	NE	NE	Algorithm converged.	NE	NE
Eye disorders	Visual acuity reduced	n/a	632	100,0	2	0,3	625	100,0	0	0,0	*	Quasi-complete separation of data points detected.	*		*	ERROR: The mean parameter is either invalid or at a limit of its range for some observations.			NE	Algorithm converged.	NE	NE	0,1599	NE	NE	Algorithm converged.	NE	NE
Eye disorders	Vitreous haemorrhage	n/a	632	100,0	1	0,2	625	100,0	1	0,2	0,99	Convergence criterion (GCONV=1E-8) satisfied.	0,06	15,84	0,000	Algorithm converged.	-0,004	0,004	0,99	Algorithm converged.	0,06	15,79	0,9937	NE	1,01	Algorithm converged.	0,06	16,13
Gastrointestinal disorders		n/a	632	100,0	7	1,1	625	100,0	5	0,8	1,39	Convergence criterion (GCONV=1E-8) satisfied.	0,31	2,48	-0,002	Algorithm converged.	-0,014	0,010	0,87	Algorithm converged.	0,32	2,37	0,7784	NE	1,16	Algorithm converged.	0,42	3,17
Gastrointestinal disorders	Abdominal pain upper	n/a	632	100,0	0	0,0	625	100,0	1	0,2	*	Quasi-complete separation of data points detected.	*		*	WARNING: The relative Hessian convergence criterion of 90.6464664276 is greater than the limit of 0.0001. The convergence is questionable.			0,00	Algorithm converged.	0,00	NE	0,3148	NE	>999,99	Algorithm converged.	0,00	NE
Gastrointestinal disorders	Ascites	n/a	632	100,0	1	0,2	625	100,0	0	0,0	*	Quasi-complete separation of data points detected.	*		*	WARNING: The relative Hessian convergence criterion of 78.9779225471 is greater than the limit of 0.0001. The convergence is questionable.			NE	Algorithm converged.	NE	NE	0,3200	NE	NE	Algorithm converged.	NE	NE
Gastrointestinal disorders	Colitis	n/a	632	100,0	1	0,2	625	100,0	1	0,2	0,99	Convergence criterion (GCONV=1E-8) satisfied.	0,06	15,84	0,000	Algorithm converged.	-0,004	0,004	0,99	Algorithm converged.	0,06	15,79	0,9937	NE	1,01	Algorithm converged.	0,06	16,13
Gastrointestinal disorders	Colitis ulcerative	n/a	632	100,0	1	0,2	625	100,0	0	0,0	*	Quasi-complete separation of data points detected.	*		*	WARNING: The relative Hessian convergence criterion of 83.9140427706 is greater than the limit of 0.0001. The convergence is questionable.			NE	Algorithm converged.	NE	NE	0,3200	NE	NE	Algorithm converged.	NE	NE
Gastrointestinal disorders	Constipation	n/a	632	100,0	0	0,0	625	100,0	1	0,2	*	Quasi-complete separation of data points detected.	*		*	WARNING: The relative Hessian convergence criterion of 90.6464664276 is greater than the limit of 0.0001. The convergence is questionable.			0,00	Algorithm converged.	0,00	NE	0,3148	NE	>999,99	Algorithm converged.	0,00	NE
Gastrointestinal disorders	Diabetic gastroparesis	n/a	632	100,0	1	0,2	625	100,0	0	0,0	*	Quasi-complete separation of data points detected.	*		*	WARNING: The relative Hessian convergence criterion of 83.9140427706 is greater than the limit of 0.0001. The convergence is questionable.			NE	Algorithm converged.	NE	NE	0,3200	NE	NE	Algorithm converged.	NE	NE
Gastrointestinal disorders	Diarrhoea	n/a	632	100,0	1	0,2	625	100,0	0	0,0	*	Quasi-complete separation of data points detected.	*		*	WARNING: The relative Hessian convergence criterion of 83.9140427706 is greater than the limit of 0.0001. The convergence is questionable.			NE	Algorithm converged.	NE	NE	0,3200	NE	NE	Algorithm converged.	NE	NE
Gastrointestinal disorders	Gastrointestinal haemorrhage	n/a	632	100,0	2	0,3	625	100,0	0	0,0	*	Quasi-complete separation of data points detected.	*		*	ERROR: The mean parameter is either invalid or at a limit of its range for some observations.			NE	Algorithm converged.	NE	NE	0,1593	NE	NE	Algorithm converged.	NE	NE
Gastrointestinal disorders	Gastrooesophageal reflux disease	n/a	632	100,0	0	0,0	625	100,0	1	0,2	*	Quasi-complete separation of data points detected.	*		*	WARNING: The relative Hessian convergence criterion of 90.6464664276 is greater than the limit of 0.0001. The convergence is questionable.			0,00	Algorithm converged.	0,00	NE	0,3148	NE	>999,99	Algorithm converged.	0,00	NE
Gastrointestinal disorders	Haemorrhoids thrombosed	n/a	632	100,0	1	0,2	625	100,0	0	0,0	*	Quasi-complete separation of data points detected.	*		*	WARNING: The relative Hessian convergence criterion of 83.9140427706 is greater than the limit of 0.0001. The convergence is questionable.			NE	Algorithm converged.	NE	NE	0,3200	NE	NE	Algorithm converged.	NE	NE
Gastrointestinal disorders	Intestinal ischaemia	n/a	632	100,0	0	0,0	625	100,0	1	0,2	*	Quasi-complete separation of data points detected.	*		*	WARNING: The relative Hessian convergence criterion of 90.6464664276 is greater than the limit of 0.0001. The convergence is questionable.			0,00	Algorithm converged.	0,00	NE	0,3148	NE	>999,99	Algorithm converged.	0,00	NE
Gastrointestinal disorders	Intestinal pseudo-obstruction	n/a	632	100,0	0	0,0	625	100,0	1	0,2	*	Quasi-complete separation of data points detected.	*		*	WARNING: The relative Hessian convergence criterion of 90.6464664276 is greater than the limit of 0.0001. The convergence is questionable.			0,00	Algorithm converged.	0,00	NE	0,3148	NE	>999,99	Algorithm converged.	0,00	NE
Gastrointestinal disorders	Nausea	n/a	632	100,0	0	0,0	625	100,0	1	0,2	*	Quasi-complete separation of data points detected.	*		*	WARNING: Negative of Hessian not positive definite.			0,00	Algorithm converged.	0,00	NE	0,1548	NE	>999,99	Algorithm converged.	0,00	NE
Gastrointestinal disorders	Rectal haemorrhage	n/a	632	100,0	0	0,0	625	100,0	1	0,2	*	Quasi-complete separation of data points detected.	*		*	WARNING: The relative Hessian convergence criterion of 90.6464664276 is greater than the limit of 0.0001. The convergence is questionable.			0,00	Algorithm converged.	0,00	NE	0,3148	NE	>999,99	Algorithm converged.	0,00	NE
Gastrointestinal disorders	Vomiting	n/a	632	100,0	0	0,0	625	100,0	1	0,2	*	Quasi-complete separation of data points detected.	*		*	WARNING: The relative Hessian convergence criterion of 90.6464664276 is greater than the limit of 0.0001. The convergence is questionable.			0,00	Algorithm converged.	0,00	NE	0,3148	NE	>999,99	Algorithm converged.	0,00	NE
General disorders and administration site conditions		n/a	632	100,0	10	1,6	625	100,0	1	0,2	9,93	Convergence criterion (GCONV=1E-8) satisfied.	1,09	22,95	0,010	Algorithm converged.	0,002	9,023	4,94	Algorithm converged.	1,03	22,48	0,0214	NE	0,20	Algorithm converged.	0,04	0,92
General disorders and administration site conditions	Death	n/a	632	100,0	6	0,9	625	100,0	1	0,2	5,98	Convergence criterion (GCONV=1E-8) satisfied.	0,72	49,82	0,008	Algorithm converged.	0,000	0,016	5,93	Algorithm converged.	0,72	49,14	0,0602	NE	0,17	Algorithm converged.	0,02	1,40
General disorders and administration site conditions	Hernia obstructive	n/a	632	100,0	1	0,2	625	100,0	0	0,0	*	Quasi-complete separation of data points detected.	*		*	WARNING: The relative Hessian convergence criterion of 83.9140427706 is greater than the limit of 0.0001. The convergence is questionable.			NE	Algorithm converged.	NE	NE	0,3200	NE	NE	Algorithm converged.	NE	NE
General disorders and administration site conditions	Injection site injury	n/a	632	100,0	1	0,2	625	100,0	0	0,0	*	Quasi-complete separation of data points detected.	*		*	WARNING: The relative Hessian convergence criterion of 83.9140427706 is greater than the limit of 0.0001. The convergence is questionable.			NE	Algorithm converged.	NE	NE	0,3200	NE	NE	Algorithm converged.	NE	NE
General disorders and administration site conditions	Localised oedema	n/a	632	100,0	1	0,2	625	100,0	0	0,0	*	Quasi-complete separation of data points detected.	*		*	WARNING: The relative Hessian convergence criterion of 83.9140427706 is greater than the limit of 0.0001. The convergence is questionable.			NE	Algorithm converged.	NE	NE	0,3200	NE	NE	Algorithm converged.	NE	NE
General disorders and administration site conditions	Multiple organ dysfunction syndrome	n/a	632	100,0	1	0,2	625	100,0	0	0,0	*	Quasi-complete separation of data points detected.	*		*	WARNING: The relative Hessian convergence criterion of 83.9140427706 is greater than the limit of 0.0001. The convergence is questionable.			NE	Algorithm converged.	NE	NE	0,3200	NE	NE	Algorithm converged.	NE	NE
General disorders and administration site conditions	Physical deconditioning	n/a	632	100,0	0	0,0	625	100,0	1	0,2	*	Quasi-complete separation of data points detected.	*		*	WARNING: The relative Hessian convergence criterion of 90.6464664276 is greater than the limit of 0.0001. The convergence is questionable.			0,00	Algorithm converged.	0,00	NE	0,3148	NE	>999,99	Algorithm converged.	0,00	NE
General disorders and administration site conditions	Pyrexia	n/a	632	100,0	1	0,2	625	100,0	0	0,0	*	Quasi-complete separation of data points detected.	*		*	WARNING: The relative Hessian convergence criterion of 83.9140427706 is greater than the limit of 0.0001. The convergence is questionable.			NE	Algorithm converged.	NE	NE	0,3200	NE	NE	Algorithm converged.	NE	NE
Hepatobiliary disorders		n/a	632	100,0	3	0,5	625	100,0	4	0,6	0,74	Convergence criterion (GCONV=1E-8) satisfied.	0,17	3,32	-0,002	Algorithm converged.	-0,010	0,007	0,74	Algorithm converged.	0,17	3,30	0,6938	NE	1,35	Algorithm converged.	0,30	6,00
Hepatobiliary disorders	Bile duct stenosis	n/a	632	100,0	0	0,0	625	100,0	1	0,2	*	Quasi-complete separation of data points detected.	*		*	WARNING: The relative Hessian convergence criterion of 90

| | | |

| | | |

Vascular disorders	Hypertensive crisis	n/a	632	100,0	3	0,5	625	100,0	0	0,0		*	Quasi-complete separation of data points detected.				*	WARNING: Negative of Hessian not positive definite.			NE	Algorithm converged.	NE	NE	0,0847	NE	NE	Algorithm converged.	NE	NE
Vascular disorders	Hypertensive urgency	n/a	632	100,0	0	0,0	632	100,0	0	0,0		*	Quasi-complete separation of data points detected.				*	WARNING: Negative of Hessian not positive definite.			0,000	Algorithm converged.	0,00	NE	0,1549	NE	>999,99	Algorithm converged.	0,00	NE
Vascular disorders	Hypotension	n/a	632	100,0	0	0,0	625	100,0	1	0,2		*	Quasi-complete separation of data points detected.				*	WARNING: The relative Hessian convergence criterion of 90.64664276 is greater than the limit of 0.0001. The convergence is questionable.			0,000	Algorithm converged.	0,00	NE	0,3149	NE	>999,99	Algorithm converged.	0,00	NE
Vascular disorders	Peripheral arterial occlusive disease	n/a	632	100,0	1	0,2	625	100,0	2	0,3	0,49		Convergence criterion (GCONV=1E-8) satisfied.	0,04	5,44	-0,002		Algorithm converged.	-0,007	0,004	0,49	Algorithm converged.	0,24	5,44	0,5565	NE	2,02	Algorithm converged.	0,18	22,25
Vascular disorders	Peripheral vascular disorder	n/a	632	100,0	1	0,2	625	100,0	0	0,0		*	Quasi-complete separation of data points detected.				*	WARNING: The relative Hessian convergence criterion of 78.977922547 is greater than the limit of 0.0001. The convergence is questionable.			NE	Algorithm converged.	NE	NE	0,3200	NE	NE	Algorithm converged.	NE	NE
Vascular disorders	Thrombophlebitis superficial	n/a	632	100,0	1	0,2	625	100,0	0	0,0		*	Quasi-complete separation of data points detected.				*	WARNING: The relative Hessian convergence criterion of 83.9140427706 is greater than the limit of 0.0001. The convergence is questionable.			NE	Algorithm converged.	NE	NE	0,3200	NE	NE	Algorithm converged.	NE	NE

Only AEs of highest severity are counted.
Test for interaction based on RR (Log-binomial regression)
* indicates convergence problem. Result is uninterpretable.
Clinical cut-off: YOSEMITE 01NOV2021 and RHINE 28OCT2021

Program: root/global/globalshare/morse_macros/current/prod/program/t_ae_raw_soc.sas
Output: root/clinical_studies/RO6867461/CDT70122/share/ACE_pool_DME_CSR_Final/prod/output_saf_bc/t_ae_raw_soc_sg_WSEVAE_SEBC_OCTNOV2021_DME.xls
15MAR2022 13:19

POPULATION: Safety-Evaluable Population B vs. C
ENDPOINT: Severe AEs throughout the Entire Study
MODEL: Unstratified analysis
STUDY: GR40349 & GR40398
Dichotomous Analysis by Subgroups (Safety)

Study

			Parsimab (PTJ) (N=632)				Aflibercept (N=625)				Parsimab (PTJ) vs. Aflibercept																Aflibercept vs. Parsimab (PTJ)			
			Patients		Patients with Event		Patients		Patients with Event		Odds Ratio					Absolute Risk Difference					Relative Risk						Relative Risk			
MedDRA System Organ Class	MedDRA Preferred Term	Level	n	%	n	%	n	%	n	%	Odds Ratio	Convergence Reason	95% Lower CL	95% Upper CL	Absolute Risk	Convergence Reason	95% Lower CL	95% Upper CL	Relative Risk	Convergence Reason	95% Lower CL	95% Upper CL	p-value (Cochran-Mantel-Haenszel)	Interaction Test p-value (likelihood ratio)	Relative Risk	Convergence Reason	95% Lower CL	95% Upper CL
Blood and lymphatic system disorders		Rhine	319	50,5	2	0,6	314	50,2	2	0,6	0,98	Convergence criterion (GCONV=1E-8) satisfied.	0,14	7,03	0,000	Algorithm converged.	-0,012	0,012	0,98	Algorithm converged.	0,14	6,94	0,9874	0,7580	1,02	Algorithm converged.	0,14	7,17
Blood and lymphatic system disorders		Yosemite	313	49,5	1	1,0	311	49,8	2	0,6	1,50	Convergence criterion (GCONV=1E-8) satisfied.	0,25	9,01	0,003	Algorithm converged.	-0,011	0,017	1,49	Algorithm converged.	0,25	8,86	0,6589		0,67	Algorithm converged.	0,11	3,99
Blood and lymphatic system disorders	Anaemia	Rhine	319	50,5	1	0,3	314	50,2	2	0,6	0,49	Convergence criterion (GCONV=1E-8) satisfied.	0,04	5,44	-0,003	Algorithm converged.	-0,014	0,007	0,49	Algorithm converged.	0,04	5,40	0,5539	0,2611	2,03	Algorithm converged.	0,19	22,25
Blood and lymphatic system disorders	Anaemia	Yosemite	313	49,5	3	1,0	311	49,8	1	0,3	3,00	Convergence criterion (GCONV=1E-8) satisfied.	0,31	28,99	0,006	Algorithm converged.	-0,006	0,018	2,98	Algorithm converged.	0,31	28,50	0,3193		0,34	Algorithm converged.	0,04	3,21
Blood and lymphatic system disorders	Anaemia of chronic disease	Rhine	319	50,5	0	0,0	314	50,2	0	0,0	NE	NE	NE	NE	NE	NE	NE	NE	NE	NE	NE	NE	NE	NE	NE	NE	NE	NE	NE	NE
Blood and lymphatic system disorders	Anaemia of chronic disease	Yosemite	313	49,5	0	0,0	311	49,8	1	0,3	*	Quasi-complete separation of data points detected.			*	ERROR: The mean parameter is either invalid or at a limit of its range for some observations.			0,00	Algorithm converged.	0,00	NE	0,3158		>999,99	Algorithm converged.	0,00	NE
Blood and lymphatic system disorders	Lymphadenopathy mediastinal	Rhine	319	50,5	1	0,3	314	50,2	0	0,0	*	Quasi-complete separation of data points detected.			*	WARNING: Negative of Hessian not positive definite.			NE	Algorithm converged.	NE	NE	0,3211	NE	NE	Algorithm converged.	NE	NE
Blood and lymphatic system disorders	Lymphadenopathy mediastinal	Yosemite	313	49,5	0	0,0	311	49,8	0	0,0	NE	NE	NE	NE	NE	NE	NE	NE	NE	NE	NE	NE	NE	NE	NE	NE	NE	NE	NE	NE
Cardiac disorders		Rhine	319	50,5	15	4,7	314	50,2	14	4,5	1,06	Convergence criterion (GCONV=1E-8) satisfied.	0,50	2,23	0,002	Algorithm converged.	-0,030	0,035	1,05	Algorithm converged.	0,52	2,13	0,8836	0,8140	0,95	Algorithm converged.	0,47	1,93
Cardiac disorders		Yosemite	313	49,5	18	5,8	311	49,8	17	5,5	0,94	Convergence criterion (GCONV=1E-8) satisfied.	0,48	1,82	-0,004	Algorithm converged.	-0,041	0,033	0,94	Algorithm converged.	0,52	1,74	0,8497		1,06	Algorithm converged.	0,57	1,99
Cardiac disorders	Acute coronary syndrome	Rhine	319	50,5	1	0,3	314	50,2	0	0,0	*	Quasi-complete separation of data points detected.			*	WARNING: The relative Hessian convergence criterion of 49.519817954 is greater than the limit of 0.0001. The convergence is questionable.			NE	Algorithm converged.	NE	NE	0,3211	NE	NE	Algorithm converged.	NE	NE
Cardiac disorders	Acute coronary syndrome	Yosemite	313	49,5	0	0,0	311	49,8	0	0,0	NE	NE	NE	NE	NE	NE	NE	NE	NE	NE	NE	NE	NE	NE	NE	NE	NE	NE	NE	NE
Cardiac disorders	Acute left ventricular failure	Rhine	319	50,5	0	0,0	314	50,2	0	0,0	NE	NE	NE	NE	NE	NE	NE	NE	NE	NE	NE	NE	1,0000	NE	NE	NE	NE	NE	NE	NE
Cardiac disorders	Acute left ventricular failure	Yosemite	313	49,5	1	0,3	311	49,8	2	0,6	0,50	Convergence criterion (GCONV=1E-8) satisfied.	0,04	5,49	-0,003	Algorithm converged.	-0,016	0,008	0,50	Algorithm converged.	0,05	5,43	0,5593		2,01	Algorithm converged.	0,18	22,08
Cardiac disorders	Acute myocardial infarction	Rhine	319	50,5	3	0,6	314	50,2	1	0,3	3,07	Convergence criterion (GCONV=1E-8) satisfied.	0,18	21,89	0,003	Algorithm converged.	-0,008	0,014	1,97	Algorithm converged.	0,18	21,60	0,5724	0,6363	0,51	Algorithm converged.	0,05	5,57
Cardiac disorders	Acute myocardial infarction	Yosemite	313	49,5	3	1,0	311	49,8	1	0,3	2,99	Convergence criterion (GCONV=1E-8) satisfied.	0,20	4,96	0,002	Algorithm converged.	-0,005	0,015	0,99	Algorithm converged.	0,25	4,89	0,9997		1,01	Algorithm converged.	0,20	4,95
Cardiac disorders	Angina pectoris	Rhine	319	50,5	1	0,3	314	50,2	0	0,0	*	Quasi-complete separation of data points detected.			*	WARNING: The relative Hessian convergence criterion of 49.519817954 is greater than the limit of 0.0001. The convergence is questionable.			NE	Algorithm converged.	NE	NE	0,3211	0,0963	NE	Algorithm converged.	NE	NE
Cardiac disorders	Angina pectoris	Yosemite	313	49,5	0	0,0	311	49,8	1	0,3	*	Quasi-complete separation of data points detected.			*	ERROR: The mean parameter is either invalid or at a limit of its range for some observations.			0,00	Algorithm converged.	0,00	NE	0,3158		>999,99	Algorithm converged.	0,00	NE
Cardiac disorders	Angina unstable	Rhine	319	50,5	1	0,3	314	50,2	0	0,0	*	Quasi-complete separation of data points detected.			*	WARNING: The relative Hessian convergence criterion of 49.519817954 is greater than the limit of 0.0001. The convergence is questionable.			NE	Algorithm converged.	NE	NE	0,3211	NE	NE	Algorithm converged.	NE	NE
Cardiac disorders	Angina unstable	Yosemite	313	49,5	0	0,0	311	49,8	0	0,0	NE	NE	NE	NE	NE	NE	NE	NE	NE	NE	NE	NE	NE	NE	NE	NE	NE	NE	NE	NE
Cardiac disorders	Arrhythmia	Rhine	319	50,5	0	0,0	314	50,2	0	0,0	NE	NE	NE	NE	NE	NE	NE	NE	NE	NE	NE	NE	1,0000	NE	NE	NE	NE	NE	NE	NE
Cardiac disorders	Arrhythmia	Yosemite	313	49,5	2	0,6	311	49,8	1	0,3	0,99	Convergence criterion (GCONV=1E-8) satisfied.	0,06	15,96	0,000	Algorithm converged.	-0,029	0,029	0,99	Algorithm converged.	0,06	15,81	0,9964		1,01	Algorithm converged.	0,06	16,02
Cardiac disorders	Atrial fibrillation	Rhine	319	50,5	2	0,6	314	50,2	1	0,3	*	Quasi-complete separation of data points detected.			*	WARNING: Negative of Hessian not positive definite.			NE	NE	NE	NE	0,1493	NE	NE	Algorithm converged.	NE	NE
Cardiac disorders	Atrial fibrillation	Yosemite	313	49,5	0	0,0	311	49,8	0	0,0	NE	NE	NE	NE	NE	NE	NE	NE	NE	NE	NE	NE	NE	NE	NE	NE	NE	NE	NE	NE
Cardiac disorders	Atrioventricular block	Rhine	319	50,5	0	0,0	314	50,2	0	0,0	NE	NE	NE	NE	NE	NE	NE	NE	NE	NE	NE	NE	NE	NE	NE	NE	NE	NE	NE	NE
Cardiac disorders	Atrioventricular block	Yosemite	313	49,5	0	0,0	311	49,8	0	0,0	*	Quasi-complete separation of data points detected.			*	ERROR: The mean parameter is either invalid or at a limit of its range for some observations.			0,00	Algorithm converged.	0,00	NE	0,3158		>999,99	Algorithm converged.	0,00	NE
Cardiac disorders	Atrioventricular block complete	Rhine	319	50,5	0	0,0	314	50,2	1	0,3	*	Quasi-complete separation of data points detected.			*	ERROR: The mean parameter is either invalid or at a limit of its range for some observations.			0,00	Algorithm converged.	0,00	NE	0,3135	0,0951	>999,99	Algorithm converged.	0,00	NE
Cardiac disorders	Atrioventricular block complete	Yosemite	313	49,5	1	0,3	311	49,8	0	0,0	*	Quasi-complete separation of data points detected.			*	WARNING: The relative Hessian convergence criterion of 49.184997754 is greater than the limit of 0.0001. The convergence is questionable.			NE	Algorithm converged.	NE	NE	0,3189		NE	Algorithm converged.	NE	NE
Cardiac disorders	Atrioventricular block second degree	Rhine	319	50,5	0	0,0	314	50,2	0	0,0	NE	NE	NE	NE	NE	NE	NE	NE	NE	NE	NE	NE	NE	NE	NE	NE	NE	NE	NE	NE
Cardiac disorders	Atrioventricular block second degree	Yosemite	313	49,5	0	0,0	311	49,8	1	0,3	*	Quasi-complete separation of data points detected.			*	ERROR: The mean parameter is either invalid or at a limit of its range for some observations.			0,00	Algorithm converged.	0,00	NE	0,3158		>999,99	Algorithm converged.	0,00	NE
Cardiac disorders	Cardiac arrest	Rhine	319	50,5	2	0,6	314	50,2	1	0,3	0,98	Convergence criterion (GCONV=1E-8) satisfied.	0,06	15,80	0,000	Algorithm converged.	-0,029	0,029	0,98	Algorithm converged.	0,06	15,67	0,9951	1,0000	1,02	Algorithm converged.	0,06	16,13
Cardiac disorders	Cardiac arrest	Yosemite	313	49,5	0	0,0	311	49,8	0	0,0	NE	NE	NE	NE	NE	NE	NE	NE	NE	NE	NE	NE	NE	NE	NE	NE	NE	NE	NE	NE
Cardiac disorders	Cardiac failure	Rhine	319	50,5	3	0,9	314	50,2	1	0,3	2,97	Convergence criterion (GCONV=1E-8) satisfied.	0,31	28,71	0,006	Algorithm converged.	-0,006	0,018	2,95	Algorithm converged.	0,31	28,24	0,3238	0,8116	0,34	Algorithm converged.	0,04	3,24
Cardiac disorders	Cardiac failure	Yosemite	313	49,5	2	0,6	311	49,8	1	0,3	1,99	Convergence criterion (GCONV=1E-8) satisfied.	0,18	22,10	0,003	Algorithm converged.	-0,008	0,014	1,98	Algorithm converged.	0,18	21,90	0,5688		0,50	Algorithm converged.	0,05	5,52
Cardiac disorders	Cardiac failure chronic	Rhine	319	50,5	0	0,0	314	50,2	1	0,3	*	Quasi-complete separation of data points detected.			*	ERROR: The mean parameter is either invalid or at a limit of its range for some observations.			0,00	Algorithm converged.	0,00	NE	0,3135	NE	>999,99	Algorithm converged.	0,00	NE
Cardiac disorders	Cardiac failure chronic	Yosemite	313	49,5	0	0,0	311	49,8	0	0,0	NE	NE	NE	NE	NE	NE	NE	NE	NE	NE	NE	NE	NE	NE	NE	NE	NE	NE	NE	NE
Cardiac disorders	Cardiac failure congestive	Rhine	319	50,5	3	0,9	314	50,2	2	0,6	1,48	Convergence criterion (GCONV=1E-8) satisfied.	0,25	8,92	0,003	Algorithm converged.	-0,011	0,017	1,48	Algorithm converged.	0,25	8,78	0,6685	0,5607	0,68	Algorithm converged.	0,11	4,03
Cardiac disorders	Cardiac failure congestive	Yosemite	313	49,5	3	1,0	311	49,8	2	0,6	0,74	Convergence criterion (GCONV=1E-8) satisfied.	0,16	3,35	-0,003	Algorithm converged.	-0,020	0,013	0,75	Algorithm converged.	0,17	3,30	0,6978		1,34	Algorithm converged.	0,30	5,95
Cardiac disorders	Cardio-respiratory arrest	Rhine	319	50,5	0	0,0	314	50,2	1	0,3	*	Quasi-complete separation of data points detected.			*	ERROR: The mean parameter is either invalid or at a limit of its range for some observations.			0,00	Algorithm converged.	0,00	NE	0,3135	NE	>999,99	Algorithm converged.	0,00	NE
Cardiac disorders	Cardio-respiratory arrest	Yosemite	313	49,5	0	0,0	311	49,8	0	0,0	NE	NE	NE	NE	NE	NE	NE	NE	NE	NE	NE	NE	NE	NE	NE	NE	NE	NE	NE	NE
Cardiac disorders	Cardiopulmonary failure	Rhine	319	50,5	0	0,0	314	50,2	0	0,0	NE	NE	NE	NE	NE	NE	NE	NE	NE	NE	NE	NE	NE	NE	NE	NE	NE	NE	NE	NE
Cardiac disorders	Cardiopulmonary failure	Yosemite	313	49,5	1	0,3	311	49,8	0	0,0	*	Quasi-complete separation of data points detected.			*	WARNING: Negative of Hessian not positive definite.			NE	Algorithm converged.	NE	NE	0,3189		NE	Algorithm converged.	NE	NE
Cardiac disorders	Cardiovascular disorder	Rhine	319	50,5	0	0,0	314	50,2	0	0,0	NE	NE	NE	NE	NE	NE	NE	NE	NE	NE	NE	NE	NE	NE	NE	NE	NE	NE	NE	NE
Cardiac disorders	Cardiovascular disorder	Yosemite	313	49,5	1	0,3	311	49,8	0	0,0	*	Quasi-complete separation of data points detected.			*	WARNING: Negative of Hessian not positive definite.			NE	Algorithm converged.	NE	NE	0,3189		NE	Algorithm converged.	NE	NE
Cardiac disorders	Chronic left ventricular failure	Rhine	319	50,5	0	0,0	314	50,2	0	0,0	NE	NE	NE	NE	NE	NE	NE	NE	NE	NE	NE	NE	NE	NE	NE	NE	NE	NE	NE	NE
Cardiac disorders	Chronic left ventricular failure	Yosemite	313	49,5	1	0,3	311	49,8	0	0,0	*	Quasi-complete separation of data points detected.			*	WARNING: Negative of Hessian not positive definite.			NE	Algorithm converged.	NE	NE	0,3189		NE	Algorithm converged.	NE	NE
Cardiac disorders	Coronary artery disease	Rhine	319	50,5	0	0,0	314	50,2	2	0,6	*	Quasi-complete separation of data points detected.			*	ERROR: The mean parameter is either invalid or at a limit of its range for some observations.			0,00	Algorithm converged.	0,00	NE	0,1597	0,0824	>999,99	Algorithm converged.	0,00	NE
Cardiac disorders	Coronary artery disease	Yosemite	313	49,5	4	1,3	311	49,8	1	0,3	1,33	Convergence criterion (GCONV=1E-8) satisfied.	0,25	5,99	0,003	Algorithm converged.	-0,013	0,020	1,32	Algorithm converged.	0,30	5,87	0,7164		0,75	Algorithm converged.	0,17	3,34
Cardiac disorders	Hypertensive heart disease	Rhine	319	50,5	0	0,0	314	50,2	1	0,3	*	Quasi-complete separation of data points detected.			*	ERROR: The mean parameter is either invalid or at a limit of its range for some observations.			0,00	Algorithm converged.	0,00	NE	0,3135	NE	>999,99	Algorithm converged.	0,00	NE
Cardiac disorders	Hypertensive heart disease	Yosemite	313	49,5	0	0,0	311	49,8	0	0,0	NE	NE	NE	NE	NE	NE	NE	NE	NE	NE	NE	NE	NE	NE	NE	NE	NE	NE	NE	NE
Cardiac disorders	Ischaemic cardiomyopathy	Rhine	319	50,5	1	0,3	314	50,2	0	0,0	*	Quasi-complete separation of data points detected.			*	WARNING: The relative Hessian convergence criterion of 46.424829332 is greater than the limit of 0.0001. The convergence is questionable.			NE	Algorithm converged.	NE	NE	0,3211	1,0000	NE	Algorithm converged.	NE	NE
Cardiac disorders	Ischaemic cardiomyopathy	Yosemite	313	49,5	1	0,3	311	49,8	0	0,0	*	Quasi-complete separation of data points detected.			*	WARNING: Negative of Hessian not positive definite.			NE	Algorithm converged.	NE	NE	0,3189		NE	Algorithm converged.	NE	NE
Cardiac disorders	Myocardial infarction	Rhine	319	50,5	5	1,6	314	50,2	1	0,3	5,00	Convergence criterion (GCONV=1E-8) satisfied.	0,58	43,11	0,013	Algorithm converged.	-0,013	0,039	4,98	Algorithm converged.	0,58	42,70	0,0843	0,9927	0,20	Algorithm converged.	0,02	1,73
Cardiac disorders	Myocardial infarction	Yosemite	313	49,5	1	0,3	311	49,8	1	0,3	0,99	Convergence criterion (GCONV=1E-8) satisfied.	0,06	15,96	0,000	Algorithm converged.	-0,029	0,029	0,99	Algorithm converged.	0,06	15,81	0,9964		1,01	Algorithm converged.	0,06	16,02
Cardiac disorders	Pericardial effusion	Rhine	319	50,5	0	0,0	314	50,2	0	0,0	NE	NE	NE	NE	NE	NE	NE	NE	NE	NE	NE	NE	NE	NE	NE	NE	NE	NE	NE	NE
Cardiac disorders	Pericardial effusion	Yosemite	313	49,5	1	0,3	311	49,8	0	0,0	*	Quasi-complete separation of data points detected.			*	ERROR: The mean parameter is either invalid or at a limit of its range for some observations.			0,00	Algorithm converged.	0,00	NE	0,3189		>999,99	Algorithm converged.	0,00	NE
Cardiac disorders	Ventricular fibrillation	Rhine	319	50,5	0	0,0	314	50,2	0	0,0	NE	NE	NE	NE	NE	NE	NE	NE	NE	NE	NE	NE	NE	NE	NE	NE	NE	NE	NE	NE
Cardiac disorders	Ventricular fibrillation	Yosemite	313	49,5	0	0,0	311	49,8	1	0,3	*	Quasi-complete separation of data points detected.			*	ERROR: The mean parameter is either invalid or at a limit of its range for some observations.			0,00	Algorithm converged.	0,00	NE	0,3158		>999,99	Algorithm converged.	0,00	NE
Endocrine disorders		Rhine	319	50,5	0	0,0	314	50,2	1	0,3	*	Quasi-complete separation of data points detected.			*	ERROR: The mean parameter is either invalid or at a limit of its range for some observations.			0,00	Algorithm converged.	0,00	NE	0,3135	NE	>999,99	Algorithm converged.	0,00	NE
Endocrine disorders		Yosemite	313	49,5	0	0,0	311	49,8	0	0,0	NE	NE	NE	NE	NE	NE	NE	NE	NE	NE	NE	NE	NE	NE	NE	NE	NE	NE	NE	NE
Endocrine disorders	Hyperplasia adrenal	Rhine	319	50,5	0	0,0	314	50,2	0	0,0	*	Quasi-complete separation of data points detected.			*	ERROR: The mean parameter is either invalid or at a limit of its range for some observations.			0,00	Algorithm converged.	0,00	NE	0,3135	NE	>999,99	Algorithm converged.	0,00	NE
Endocrine disorders	Hyperplasia adrenal	Yosemite	313	49,5	0	0,0	311	49,8	0	0,0	NE	NE	NE	NE	NE	NE	NE	NE	NE	NE	NE	NE	NE	NE	NE	NE	NE	NE	NE	NE
Eye disorders		Rhine	319	50,5	12	3,8	314	50,2	8	2,5	1,49	Convergence criterion (GCONV=1E-8) satisfied.	0,60	3,72	0,012	Algorithm converged.	-0,015	0,030	1,48	Algorithm converged.	0,61	3,56	0,3830	0,5953	0,68	Algorithm converged.	0,28	1,63
Eye disorders		Yosemite	313	49,5	15	4,8	311	49,8	12	3,9	1,08	Convergence criterion (GCONV=1E-8) satisfied.	0,48	2,46	0,003	Algorithm converged.	-0,028	0,034	1,08	Algorithm converged.	0,52	2,32	0,8512		0,93	Algorithm converged.	0,43	2,00
Eye disorders	Angle closure glaucoma	Rhine	319	50,5	1	0,3	314	50,2	0	0,0	*	Quasi-complete separation of data points detected.			*	WARNING: Negative of Hessian not positive definite.			NE	Algorithm converged.	NE	NE	0,3211	0,0963	NE	Algorithm converged.	NE	NE
Eye disorders	Angle closure glaucoma	Yosemite	313	49,5	1	0,3	311	49,8	1	0,3	*	Quasi-complete separation of data points detected.			*	ERROR: The mean parameter is either invalid or at a limit of its range for some observations.			0,00	Algorithm converged.	0,00	NE	0,3158		>999,99	Algorithm converged.	0,00	NE
Eye disorders	Cataract	Rhine	319	50,5	2	0,6	314	50,2	1	0,3	1,97	Convergence criterion (GCONV=1E-8) satisfied.	0,31	28,71	0,006	Algorithm converged.	-0,006	0,018	1,95	Algorithm converged.	0,31	28,24	0,3238	0,8909	0,34	Algorithm converged.	0,04	3,24
Eye disorders	Cataract	Yosemite	313	49,5	4	1,3	311	49,8	4	1,3	0,25	Convergence criterion (GCONV=1E-8) satisfied.	0,03	2,21	-0,010	Algorithm converged.	-0,024	0,004	0,25	Algorithm converged.	0,03	2,21	0,1780		4,03	Algorithm converged.	0,45	35,82
Eye disorders	Cataract nuclear	Rhine	319	50,5	0	0,0	314	50,2	1	0,3	*	Quasi-complete separation of data points detected.			*	ERROR: The mean parameter is either invalid or at a limit of its range for some observations.			0,00	Algorithm converged.	0,00	NE	0,3135	1,0000	>999,99	Algorithm converged.	0,00	NE
Eye disorders	Cataract nuclear	Yosemite	313	49,5	0	0,0	311	49,8	1	0,3	*	Quasi-complete separation of data points detected.			*	ERROR: The mean parameter is either invalid or at a limit of its range for some observations.			0,00	Algorithm converged.	0,00	NE	0,3158		>999,99	Algorithm converged.	0,00	NE
Eye disorders	Diabetic eye disease	Rhine	319	50,5	1	0,3	314	50,2	0	0,0	*	Quasi-complete separation of data points detected.			*	WARNING: The relative Hessian convergence criterion of 49.519817954 is greater than the limit of 0.0001. The convergence is questionable.			NE	Algorithm converged.	NE	NE	0,3211	NE	NE	Algorithm converged.	NE	NE
Eye disorders	Diabetic eye disease	Yosemite	313	49,5	0	0,0	311	49,8	0	0,0	NE	NE	NE	NE	NE	NE	NE	NE	NE	NE	NE	NE	NE	NE	NE	NE	NE	NE	NE	NE
Eye disorders	Diabetic retinal oedema	Rhine	319	50,5	1	0,3	314	50,2	0	0,0	*	Quasi-complete separation of data points detected.			*	WARNING: Negative of Hessian not positive definite.			NE	Algorithm converged.	NE	NE	0,3211	0,3074	NE	Algorithm converged.	NE	NE
Eye disorders	Diabetic retinal oedema	Yosemite	313	49,5	1	0,3	311	49,8	1	0,3	0,99	Convergence criterion (GCONV=1E-8) satisfied.	0,06	15,96	0,000	Algorithm converged.	-0,029	0,029	0,99	Algorithm converged.	0,06	15,81	0,9964		1,01	Algorithm converged.	0,06	16,02
Eye disorders	Diabetic retinopathy	Rhine	319	50,5	2	0,6	314	50,2	1	0,3	0,98	Convergence criterion (GCONV=1E-8) satisfied.	0,14	7,03	0,000	Algorithm converged.	-0,012	0,012	0,98	Algorithm converged.	0,14	6,94	0,9874	0,2744	1,02	Algorithm converged.	0,14	7,17
Eye disorders	Diabetic retinopathy	Yosemite	313	49,5	1	0,3	311	49,8	0	0,0	*	Quasi-complete separation of data points detected.			*	WARNING: Negative of Hessian not positive definite.			NE	Algorithm converged.	NE	NE	0,3189		NE	Algorithm converged.	NE	NE
Eye disorders	Eye haemorrhage	Rhine	319	50,5	1	0,3	314	50,2	0	0,0	*	Quasi-complete separation of data points detected.			*	WARNING: Negative of Hessian not positive definite.			NE	Algorithm converged.	NE	NE	0,3211		NE	Algorithm converged.	NE	NE
Eye disorders	Eye haemorrhage	Yosemite	313	49,5	0	0,0	311	49,8	0	0,0	NE	NE	NE	NE	NE	NE	NE	NE	NE	NE	NE	NE	NE	NE	NE	NE	NE	NE	NE	NE
Eye disorders	Eye pain	Rhine	319	50,5	0	0,0	314	50,2	1	0,3	*	Quasi-complete separation of data points detected.			*	ERROR: The mean parameter is either invalid or at a limit of its range for some observations.			0,00	Algorithm converged.	0,00	NE	0,3135	1,0000	>999,99	Algorithm converged.	0,00	NE
Eye disorders	Eye pain	Yosemite	313	49,5	0	0,0	311	49,8	0	0,0	*	Quasi-complete separation of data points detected.			*	ERROR: The mean parameter is either invalid or at a limit of its range for some observations.			0,00	Algorithm converged.	0,00	NE	0,3158		>999,99	Algorithm converged.	0,00	NE
Eye disorders	Glaucoma	Rhine	319	50,5	0	0,0	314	50,2	1	0,3	*	Quasi-complete separation of data points detected.			*	ERROR: The mean parameter is either invalid or at a limit of its range for some observations.			0,00	Algorithm converged.	0,00	NE	0,3135	0,1873	>999,99	Algorithm converged.	0,00	NE
Eye disorders	Glaucoma	Yosemite	313	49,5	0	0,0	311	49,8	1	0,3	1,99	Convergence criterion (GCONV=1E-8) satisfied.	0,18	22,10	0,003	Algorithm converged.	-0,008	0,014	1,98	Algorithm converged.	0,18	21,90	0,5688		0,50	Algorithm converged.	0,05	5,52
Eye disorders	Iris neovascularisation	Rhine	319	50,5	0	0,0	314	50,2	0	0,0	NE	NE	NE	NE	NE	NE	NE	NE	NE	NE	NE	NE	NE	NE	NE	NE	NE	NE	NE	NE
Eye disorders	Iris neovascularisation	Yosemite	313	49,5	1	0,3	311	49,8	0	0,0	*	Quasi-complete separation of data points detected.			*	WARNING: Negative of Hessian not positive definite.			NE	Algorithm converged.	NE	NE	0,3189		NE	Algorithm converged.	NE	NE
Eye disorders	Lacrimation increased	Rhine	319	50,5	0	0,0	314	50,2	0	0,0	NE	NE	NE	NE	NE	NE	NE	NE	NE	NE	NE	NE	NE	NE	NE	NE	NE	NE	NE	NE
Eye disorders	Lacrimation increased	Yosemite	313	49,5	0	0,0	311	49,8	0	0,0	*	Quasi-complete separation of data points detected.			*	ERROR: The mean parameter is either invalid or at a limit of its range for some observations.			0,00	Algorithm converged.	0,00	NE	0,3158		>999,99	Algorithm converged.	0,00	NE
Eye disorders	Macular fibrosis	Rhine	319	50,5	0	0,0	314	50,2	0	0,0	*	Quasi-complete separation of data points detected.			*	ERROR: The mean parameter is either invalid or at a limit of its range for some observations.			0,00	Algorithm converged.	0,00	NE	0,3135	NE	>999,99	Algorithm converged.	0,00	NE
Eye disorders	Macular fibrosis	Yosemite	313	49,5	0	0,0	311	49,8	0	0,0	NE	NE	NE	NE	NE	NE	NE	NE	NE	NE	NE	NE	NE	NE	NE	NE	NE	NE	NE	NE
Eye disorders	Macular oedema	Rhine	319	50,5	0	0,0	314	50,2	0	0,0	NE	NE	NE	NE	NE	NE	NE	NE	NE	NE	NE	NE	NE	NE	NE	NE	NE	NE	NE	NE
Eye disorders	Macular oedema	Yosemite	313	49,5	1	0,3	311	49,8	0	0,0	*	Quasi-complete separation of data points detected.			*	WARNING: Negative of Hessian not positive definite.			NE	Algorithm converged.	NE	NE	0,3189		NE	Algorithm converged.	NE	NE
Eye disorders	Ocular ischaemic syndrome	Rhine	319	50,5	0	0,0	314	50,2	0	0,0	NE	NE	NE	NE	NE	NE	NE	NE	NE	NE	NE	NE	NE	NE	NE	NE	NE	NE	NE	NE
Eye disorders	Ocular ischaemic syndrome	Yosemite	313	49,5	1	0,3	311	49,8	0	0,0	*	Quasi-complete separation of data points detected.			*	WARNING: Negative of Hessian not positive definite.			NE	Algorithm converged.	NE	NE	0,3189		NE	Algorithm converged.	NE	NE
Eye disorders	Open angle glaucoma	Rhine	319	50,5	1	0,3	314	50,2	0	0,0	*	Quasi-complete separation of data points detected.			*	WARNING: Negative of Hessian not positive definite.			NE	Algorithm converged.	NE	NE	0,3211	0,0963	NE	Algorithm converged.	NE	NE
Eye disorders	Open angle glaucoma	Y

| | | |

Infections and infestations	Cholecystitis infective	Yosemite	313	49,5		1	0,3	311	49,8		0	0,0		*	Quasi-complete separation of data points detected.				*	WARNING: The relative Hessian convergence criterion of 46.110935207 is greater than the limit of 0.0001. The convergence is questionable.			NE	Algorithm converged.	NE	NE	0,3180		NE	NE	Algorithm converged.	NE	NE
Infections and infestations	Clostridium difficile colitis	Rhine	319	50,5		0	0,0	314	50,2		0	0,0	NE							NE			NE	NE	NE	NE			NE	NE	NE	NE	NE	NE
Infections and infestations	Clostridium difficile colitis	Yosemite	313	49,5		0	0,0	311	49,8		1	0,3		*	Quasi-complete separation of data points detected.				*	ERROR: The mean parameter is either invalid or at a limit of its range for some observations.			0,00	Algorithm converged.	0,00	NE	0,3198		>999,99	NE	Algorithm converged.	0,00	NE
Infections and infestations	Conjunctivitis	Rhine	319	50,5		0	0,0	314	50,2		0	0,0	NE							NE			NE	NE	NE	NE			NE	NE	NE	NE	NE	NE
Infections and infestations	Conjunctivitis	Yosemite	313	49,5		0	0,0	311	49,8		1	0,3		*	Quasi-complete separation of data points detected.				*	ERROR: The mean parameter is either invalid or at a limit of its range for some observations.			0,00	Algorithm converged.	0,00	NE	0,3198		>999,99	NE	Algorithm converged.	0,00	NE
Infections and infestations	Coronavirus infection	Rhine	319	50,5		0	0,0	314	50,2		1	0,3		*	Quasi-complete separation of data points detected.				*	ERROR: The mean parameter is either invalid or at a limit of its range for some observations.			0,00	Algorithm converged.	0,00	NE	0,3170		NE	>999,99	Algorithm converged.	0,00	NE
Infections and infestations	Coronavirus infection	Yosemite	313	49,5		0	0,0	311	49,8		0	0,0	NE							NE			NE	NE	NE	NE			NE	NE	NE	NE	NE	NE
Infections and infestations	Device related infection	Rhine	319	50,5		0	0,0	314	50,2		0	0,0	NE							NE			NE	NE	NE	NE			NE	NE	NE	NE	NE	NE
Infections and infestations	Device related infection	Yosemite	313	49,5		0	0,0	311	49,8		1	0,3		*	Quasi-complete separation of data points detected.				*	ERROR: The mean parameter is either invalid or at a limit of its range for some observations.			0,00	Algorithm converged.	0,00	NE	0,3198		>999,99	Algorithm converged.	0,00	NE
Infections and infestations	Diabetic foot infection	Rhine	319	50,5		0	0,0	314	50,2		0	0,0	NE							NE			NE	NE	NE	NE			1,0000	NE	NE	NE	NE	NE
Infections and infestations	Diabetic foot infection	Yosemite	313	49,5		1	0,3	311	49,8		4	1,3	0,25		Convergence criterion (GCONV=1E-8) satisfied.	0,03	2,21	-0,010		Algorithm converged.	-0,024	0,024	0,25	Algorithm converged.	0,03	2,21	0,1760		4,03	Algorithm converged.	0,45	35,82
Infections and infestations	Diabetic gangrene	Rhine	319	50,5		0	0,0	314	50,2		1	0,3		*	Quasi-complete separation of data points detected.				*	ERROR: The mean parameter is either invalid or at a limit of its range for some observations.			0,00	Algorithm converged.	0,00	NE	0,3135	0,0851	>999,99	Algorithm converged.	0,00	NE
Infections and infestations	Diabetic gangrene	Yosemite	313	49,5		1	0,3	311	49,8		0	0,0		*	Quasi-complete separation of data points detected.				*	WARNING: Negative of Hessian not positive definite.			NE	Algorithm converged.	NE	NE	0,3160		NE	Algorithm converged.	NE	NE
Infections and infestations	Diverticulitis	Rhine	319	50,5		0	0,0	314	50,2		1	0,3		*	Quasi-complete separation of data points detected.				*	ERROR: The mean parameter is either invalid or at a limit of its range for some observations.			0,00	Algorithm converged.	0,00	NE	0,3135	1,0000	>999,99	Algorithm converged.	0,00	NE
Infections and infestations	Diverticulitis	Yosemite	313	49,5		0	0,0	311	49,8		1	0,3		*	Quasi-complete separation of data points detected.				*	ERROR: The mean parameter is either invalid or at a limit of its range for some observations.			0,00	Algorithm converged.	0,00	NE	0,3198		>999,99	Algorithm converged.	0,00	NE
Infections and infestations	Endophthalmitis	Rhine	319	50,5		0	0,0	314	50,2		1	0,3		*	Quasi-complete separation of data points detected.				*	ERROR: The mean parameter is either invalid or at a limit of its range for some observations.			0,00	Algorithm converged.	0,00	NE	0,3135	0,0335	>999,99	Algorithm converged.	0,00	NE
Infections and infestations	Endophthalmitis	Yosemite	313	49,5		1	0,3	311	49,8		0	0,0		*	Quasi-complete separation of data points detected.				*	WARNING: Negative of Hessian not positive definite.			NE	Algorithm converged.	NE	NE	0,0838		NE	Algorithm converged.	NE	NE
Infections and infestations	Erysipelas	Rhine	319	50,5		0	0,0	314	50,2		0	0,0	NE							NE			NE	NE	NE	NE			NE	NE	NE	NE	NE	NE
Infections and infestations	Erysipelas	Yosemite	313	49,5		1	0,3	311	49,8		0	0,0		*	Quasi-complete separation of data points detected.				*	WARNING: Negative of Hessian not positive definite.			NE	Algorithm converged.	NE	NE	0,3160		NE	Algorithm converged.	NE	NE
Infections and infestations	Escherichia sepsis	Rhine	319	50,5		0	0,0	314	50,2		1	0,3		*	Quasi-complete separation of data points detected.				*	ERROR: The mean parameter is either invalid or at a limit of its range for some observations.			0,00	Algorithm converged.	0,00	NE	0,3135	NE	>999,99	Algorithm converged.	0,00	NE
Infections and infestations	Escherichia sepsis	Yosemite	313	49,5		0	0,0	311	49,8		0	0,0	NE							NE			NE	NE	NE	NE			NE	NE	NE	NE	NE	NE
Infections and infestations	Gallbladder empyema	Rhine	319	50,5		0	0,0	314	50,2		1	0,3		*	Quasi-complete separation of data points detected.				*	ERROR: The mean parameter is either invalid or at a limit of its range for some observations.			0,00	Algorithm converged.	0,00	NE	0,3135	NE	>999,99	Algorithm converged.	0,00	NE
Infections and infestations	Gallbladder empyema	Yosemite	313	49,5		0	0,0	311	49,8		0	0,0	NE							NE			NE	NE	NE	NE			NE	NE	NE	NE	NE	NE
Infections and infestations	Gangrene	Rhine	319	50,5		1	0,3	314	50,2		0	0,0		*	Quasi-complete separation of data points detected.				*	WARNING: The relative Hessian convergence criterion of 46.424829332 is greater than the limit of 0.0001. The convergence is questionable.			NE	Algorithm converged.	NE	NE	0,3211	0,4786	NE	Algorithm converged.	NE	NE
Infections and infestations	Gangrene	Yosemite	313	49,5		1	1,0	311	49,8		1	0,3	3,00		Convergence criterion (GCONV=1E-8) satisfied.	0,31	28,99	0,006		Algorithm converged.	-0,006	0,010	2,58	Algorithm converged.	0,31	28,50	0,3193		0,34	Algorithm converged.	0,04	3,21
Infections and infestations	Gastroenteritis	Rhine	319	50,5		0	0,0	314	50,2		1	0,3		*	Quasi-complete separation of data points detected.				*	ERROR: The mean parameter is either invalid or at a limit of its range for some observations.			0,00	Algorithm converged.	0,00	NE	0,3135	NE	>999,99	Algorithm converged.	0,00	NE
Infections and infestations	Gastroenteritis	Yosemite	313	49,5		0	0,0	311	49,8		0	0,0	NE							NE			NE	NE	NE	NE			NE	NE	NE	NE	NE	NE
Infections and infestations	Infective thrombosis	Rhine	319	50,5		0	0,0	314	50,2		1	0,3		*	Quasi-complete separation of data points detected.				*	ERROR: The mean parameter is either invalid or at a limit of its range for some observations.			0,00	Algorithm converged.	0,00	NE	0,3135	NE	>999,99	Algorithm converged.	0,00	NE
Infections and infestations	Infective thrombosis	Yosemite	313	49,5		0	0,0	311	49,8		0	0,0	NE							NE			NE	NE	NE	NE			NE	NE	NE	NE	NE	NE
Infections and infestations	Influenza	Rhine	319	50,5		1	0,3	314	50,2		1	0,3	0,98		Convergence criterion (GCONV=1E-8) satisfied.	0,06	15,80	0,000		Algorithm converged.	-0,000	0,000	0,98	Algorithm converged.	0,06	15,67	0,9911	1,0000	1,02	Algorithm converged.	0,06	16,17
Infections and infestations	Influenza	Yosemite	313	49,5		0	0,0	311	49,8		0	0,0	NE							NE			NE	NE	NE	NE			NE	NE	NE	NE	NE	NE
Infections and infestations	Intervertebral discitis	Rhine	319	50,5		0	0,0	314	50,2		0	0,0	NE							NE			NE	NE	NE	NE			NE	NE	NE	NE	NE	NE
Infections and infestations	Intervertebral discitis	Yosemite	313	49,5		0	0,0	311	49,8		1	0,3		*	Quasi-complete separation of data points detected.				*	ERROR: The mean parameter is either invalid or at a limit of its range for some observations.			0,00	Algorithm converged.	0,00	NE	0,3158		>999,99	Algorithm converged.	0,00	NE
Infections and infestations	Keratitis viral	Rhine	319	50,5		0	0,0	314	50,2		0	0,0	NE							NE			NE	NE	NE	NE			NE	NE	NE	NE	NE	NE
Infections and infestations	Keratitis viral	Yosemite	313	49,5		1	0,3	311	49,8		0	0,0		*	Quasi-complete separation of data points detected.				*	WARNING: Negative of Hessian not positive definite.			NE	Algorithm converged.	NE	NE	0,3189		NE	Algorithm converged.	NE	NE
Infections and infestations	Localised infection	Rhine	319	50,5		0	0,0	314	50,2		2	0,6		*	Quasi-complete separation of data points detected.				*	ERROR: The mean parameter is either invalid or at a limit of its range for some observations.			0,00	Algorithm converged.	0,00	NE	0,1537	0,0501	>999,99	Algorithm converged.	0,00	NE
Infections and infestations	Localised infection	Yosemite	313	49,5		1	0,3	311	49,8		0	0,0		*	Quasi-complete separation of data points detected.				*	WARNING: Negative of Hessian not positive definite.			NE	Algorithm converged.	NE	NE	0,3189		NE	Algorithm converged.	NE	NE
Infections and infestations	Lung abscess	Rhine	319	50,5		0	0,0	314	50,2		1	0,3		*	Quasi-complete separation of data points detected.				*	ERROR: The mean parameter is either invalid or at a limit of its range for some observations.			0,00	Algorithm converged.	0,00	NE	0,3135	NE	>999,99	Algorithm converged.	0,00	NE
Infections and infestations	Lung abscess	Yosemite	313	49,5		0	0,0	311	49,8		0	0,0	NE							NE			NE	NE	NE	NE			NE	NE	NE	NE	NE	NE
Infections and infestations	Lyme disease	Rhine	319	50,5		1	0,3	314	50,2		0	0,0		*	Quasi-complete separation of data points detected.				*	WARNING: The relative Hessian convergence criterion of 46.424829332 is greater than the limit of 0.0001. The convergence is questionable.			NE	Algorithm converged.	NE	NE	0,3211	NE	NE	Algorithm converged.	NE	NE
Infections and infestations	Lyme disease	Yosemite	313	49,5		0	0,0	311	49,8		0	0,0	NE							NE			NE	NE	NE	NE			NE	NE	NE	NE	NE	NE
Infections and infestations	Osteomyelitis	Rhine	319	50,5		1	0,3	314	50,2		1	0,3	0,98		Convergence criterion (GCONV=1E-8) satisfied.	0,06	15,80	0,000		Algorithm converged.	-0,000	0,000	0,98	Algorithm converged.	0,06	15,67	0,9911	0,2732	1,02	Algorithm converged.	0,06	16,17
Infections and infestations	Osteomyelitis	Yosemite	313	49,5		1	0,3	311	49,8		7	2,3	0,14		Convergence criterion (GCONV=1E-8) satisfied.	0,02	1,14	-0,019		Algorithm converged.	-0,037	-0,002	0,14	Algorithm converged.	0,02	1,15	0,0322		7,04	Algorithm converged.	0,87	56,92
Infections and infestations	Osteomyelitis chronic	Rhine	319	50,5		1	0,3	314	50,2		0	0,0		*	Quasi-complete separation of data points detected.				*	WARNING: The relative Hessian convergence criterion of 46.424829332 is greater than the limit of 0.0001. The convergence is questionable.			NE	Algorithm converged.	NE	NE	0,3211	NE	NE	Algorithm converged.	NE	NE
Infections and infestations	Osteomyelitis chronic	Yosemite	313	49,5		0	0,0	311	49,8		0	0,0	NE							NE			NE	NE	NE	NE			NE	NE	NE	NE	NE	NE
Infections and infestations	Pneumonia	Rhine	319	50,5		1	0,3	314	50,2		2	0,6	1,48		Convergence criterion (GCONV=1E-8) satisfied.	0,25	8,92	0,003		Algorithm converged.	-0,011	0,017	1,48	Algorithm converged.	0,25	8,78	0,6683	0,2757	9,68	Algorithm converged.	0,13	4,63
Infections and infestations	Pneumonia	Yosemite	313	49,5		2	0,6	311	49,8		3	1,0	0,39		Convergence criterion (GCONV=1E-8) satisfied.	0,08	2,84	-0,010		Algorithm converged.	-0,026	0,007	0,40	Algorithm converged.	0,08	2,63	0,2551		2,52	Algorithm converged.	0,49	12,87
Infections and infestations	Pneumonia bacterial	Rhine	319	50,5		0	0,0	314	50,2		0	0,0	NE							NE			NE	NE	NE	NE			NE	NE	NE	NE	NE	NE
Infections and infestations	Pneumonia bacterial	Yosemite	313	49,5		0	0,0	311	49,8		1	0,3		*	Quasi-complete separation of data points detected.				*	ERROR: The mean parameter is either invalid or at a limit of its range for some observations.			0,00	Algorithm converged.	0,00	NE	0,3158		>999,99	Algorithm converged.	0,00	NE
Infections and infestations	Pneumonia escherichia	Rhine	319	50,5		0	0,0	314	50,2		0	0,0	NE							NE			NE	NE	NE	NE			NE	NE	NE	NE	NE	NE
Infections and infestations	Pneumonia escherichia	Yosemite	313	49,5		0	0,0	311	49,8		1	0,3		*	Quasi-complete separation of data points detected.				*	ERROR: The mean parameter is either invalid or at a limit of its range for some observations.			0,00	Algorithm converged.	0,00	NE	0,3198		>999,99	Algorithm converged.	0,00	NE
Infections and infestations	Pneumonia viral	Rhine	319	50,5		0	0,0	314	50,2		1	0,3		*	Quasi-complete separation of data points detected.				*	ERROR: The mean parameter is either invalid or at a limit of its range for some observations.			0,00	Algorithm converged.	0,00	NE	0,3135	0,0951	>999,99	Algorithm converged.	0,00	NE
Infections and infestations	Pneumonia viral	Yosemite	313	49,5		1	0,3	311	49,8		0	0,0		*	Quasi-complete separation of data points detected.				*	WARNING: Negative of Hessian not positive definite.			NE	Algorithm converged.	NE	NE	0,3189		NE	Algorithm converged.	NE	NE
Infections and infestations	Pseudomonal sepsis	Rhine	319	50,5		0	0,0	314	50,2		0	0,0	NE							NE			NE	NE	NE	NE			NE	NE	NE	NE	NE	NE
Infections and infestations	Pseudomonal sepsis	Yosemite	313	49,5		0	0,0	311	49,8		1	0,3		*	Quasi-complete separation of data points detected.				*	ERROR: The mean parameter is either invalid or at a limit of its range for some observations.			0,00	Algorithm converged.	0,00	NE	0,3158		>999,99	Algorithm converged.	0,00	NE
Infections and infestations	Scrotal cellulitis	Rhine	319	50,5		0	0,0	314	50,2		0	0,0	NE							NE			NE	NE	NE	NE			NE	NE	NE	NE	NE	NE
Infections and infestations	Scrotal cellulitis	Yosemite	313	49,5		1	0,3	311	49,8		0	0,0		*	Quasi-complete separation of data points detected.				*	WARNING: Negative of Hessian not positive definite.			NE	Algorithm converged.	NE	NE	0,3189		NE	Algorithm converged.	NE	NE
Infections and infestations	Sepsis	Rhine	319	50,5		0	0,0	314	50,2		2	0,6		*	Quasi-complete separation of data points detected.				*	ERROR: The mean parameter is either invalid or at a limit of its range for some observations.			0,00	Algorithm converged.	0,00	NE	0,1537	1,0000	>999,99	Algorithm converged.	0,00	NE
Infections and infestations	Sepsis	Yosemite	313	49,5		0	0,0	311	49,8		5	1,6		*	Quasi-complete separation of data points detected.				*	ERROR: The mean parameter is either invalid or at a limit of its range for some observations.			0,00	Algorithm converged.	0,00	NE	0,0248		>999,99	Algorithm converged.	0,00	NE
Infections and infestations	Septic coagulopathy	Rhine	319	50,5		1	0,3	314	50,2		0	0,0	NE							NE			NE	NE	NE	NE			NE	NE	NE	NE	NE	NE
Infections and infestations	Septic coagulopathy	Yosemite	313	49,5		0	0,0	311	49,8		0	0,0	NE							NE			NE	NE	NE	NE			NE	NE	NE	NE	NE	NE
Infections and infestations	Suspected COVID-19	Rhine	319	50,5		0	0,0	314	50,2		0	0,0	NE							NE			NE	NE	NE	NE			NE	NE	NE	NE	NE	NE
Infections and infestations	Suspected COVID-19	Yosemite	313	49,5		0	0,0	311	49,8		1	0,3		*	Quasi-complete separation of data points detected.				*	ERROR: The mean parameter is either invalid or at a limit of its range for some observations.			0,00	Algorithm converged.	0,00	NE	0,3158		>999,99	Algorithm converged.	0,00	NE
Infections and infestations	Upper respiratory tract infection	Rhine	319	50,5		2	0,6	314	50,2		9	2,9	1,97		Convergence criterion (GCONV=1E-8) satisfied.	0,19	21,89	0,003		Algorithm converged.	-0,008	0,014	1,97	Algorithm converged.	0,18	21,60	0,5724	1,0000	0,51	Algorithm converged.	0,05	5,57
Infections and infestations	Upper respiratory tract infection	Yosemite	313	49,5		0	0,0	311	49,8		0	0,0	NE							NE			NE	NE	NE	NE			NE	NE	NE	NE	NE	NE
Infections and infestations	Urinary tract infection	Rhine	319	50,5		0	0,0	314	50,2		1	0,3		*	Quasi-complete separation of data points detected.				*	ERROR: The mean parameter is either invalid or at a limit of its range for some observations.			0,00	Algorithm converged.	0,00	NE	0,0804	NE	>999,99	Algorithm converged.	0,00	NE
Infections and infestations	Urinary tract infection	Yosemite	313	49,5		0	0,0	311	49,8		0	0,0	NE							NE			NE	NE	NE	NE			NE	NE	NE	NE	NE	NE
Infections and infestations	Viral labyrinthitis	Rhine	319	50,5		0	0,0	314	50,2		0	0,0	NE							NE			NE	NE	NE	NE			NE	NE	NE	NE	NE	NE
Infections and infestations	Viral labyrinthitis	Yosemite	313	49,5		0	0,0	311	49,8		1	0,3		*	Quasi-complete separation of data points detected.				*	ERROR: The mean parameter is either invalid or at a limit of its range for some observations.			0,00	Algorithm converged.	0,00	NE	0,3158		>999,99	Algorithm converged.	0,00	NE
Injury, poisoning and procedural complications		Rhine	319	50,5		6	1,9	314	50,2		10	3,2	0,58		Convergence criterion (GCONV=1E-8) satisfied.	0,21	1,62	-0,013		Algorithm converged.	-0,038	0,011	0,59	Algorithm converged.	0,20	1,61	0,2984	0,0635	1,69	Algorithm converged.	0,62	4,60
Injury, poisoning and procedural complications		Yosemite	313	49,5		8	2,6	311	49,8		3	1,0	2,89		Convergence criterion (GCONV=1E-8) satisfied.	0,71	10,29	0,016		Algorithm converged.	-0,005	0,036	2,45	Algorithm converged.	0,71	9,88	0,1313		0,38	Algorithm converged.	0,10	1,41
Injury, poisoning and procedural complications	Ankle fracture	Rhine	319	50,5		0	0,0	314	50,2		1	0,3		*	Quasi-complete separation of data points detected.				*	ERROR: The mean parameter is either invalid or at a limit of its range for some observations.			0,00	Algorithm converged.	0,00	NE	0,3135	NE	>999,99	Algorithm converged.	0,00	NE
Injury, poisoning and procedural complications	Ankle fracture	Yosemite	313	49,5		0	0,0	311	49,8		0	0,0	NE							NE			NE	NE	NE	NE			NE	NE	NE	NE	NE	NE
Injury, poisoning and procedural complications	Cataract traumatic	Rhine	319	50,5		0	0,0	314	50,2		0	0,0	NE							NE			NE	NE	NE	NE			NE	NE	NE	NE	NE	NE
Injury, poisoning and procedural complications	Cataract traumatic	Yosemite	313	49,5		1	0,3	311	49,8		0	0,0		*	Quasi-complete separation of data points detected.				*	WARNING: Negative of Hessian not positive definite.			NE	Algorithm converged.	NE	NE	0,3189		NE	Algorithm converged.	NE	NE
Injury, poisoning and procedural complications	Corneal abrasion	Rhine	319	50,5		1	0,3	314	50,2		0	0,0		*	Quasi-complete separation of data points detected.				*	WARNING: The relative Hessian convergence criterion of 46.424829332 is greater than the limit of 0.0001. The convergence is questionable.			NE	Algorithm converged.	NE	NE	0,3211	NE	NE	Algorithm converged.	NE	NE
Injury, poisoning and procedural complications	Corneal abrasion	Yosemite	313	49,5		0	0,0	311	49,8		0	0,0	NE							NE			NE	NE	NE	NE			NE	NE	NE	NE	NE	NE
Injury, poisoning and procedural complications	Fall	Rhine	319	50,5		1	0,3	314	50,2		4	1,3	0,24		Convergence criterion (GCONV=1E-8) satisfied.	0,02	2,19	-0,010		Algorithm converged.	-0,023	0,004	0,25	Algorithm converged.	0,03	2,19	0,1327	0,0321	4,06	Algorithm converged.	0,46	36,16
Injury, poisoning and procedural complications	Fall	Yosemite	313	49,5		2	0,6	311	49,8		0	0,0		*	Quasi-complete separation of data points detected.				*	WARNING: Negative of Hessian not positive definite.			NE	Algorithm converged.	NE	NE	0,1583		NE	Algorithm converged.	NE	NE
Injury, poisoning and procedural complications	Femoral neck fracture	Rhine	319	50,5		1	0,3	314	50,2		2	0,6	0,49		Convergence criterion (GCONV=1E-8) satisfied.	0,04	5,44	-0,003		Algorithm converged.	-0,034	0,007	0,49	Algorithm converged.	0,04	5,40	0,5538	1,0000	2,03	Algorithm converged.	0,19	22,25
Injury, poisoning and procedural complications	Femoral neck fracture	Yosemite	313	49,5		0	0,0	311	49,8		0	0,0	NE							NE			NE	NE	NE	NE			NE	NE	NE	NE	NE	NE
Injury, poisoning and procedural complications	Femur fracture	Rhine	319	50,5		0	0,0	314	50,2		1	0,3		*	Quasi-complete separation of data points detected.				*	ERROR: The mean parameter is either invalid or at a limit of its range for some observations.			0,00	Algorithm converged.	0,00	NE	0,3135	0,0951	>999,99	Algorithm converged.	0,00	NE
Injury, poisoning and procedural complications	Femur fracture	Yosemite	313	49,5		1	0,3	311	49,8		0	0,0		*	Quasi-complete separation of data points detected.				*	WARNING: Negative of Hessian not positive definite.			NE	Algorithm converged.	NE	NE	0,3189		NE	Algorithm converged.	NE	NE
Injury, poisoning and procedural complications	Foot fracture	Rhine	319	50,5		0	0,0	314	50,2		1	0,3		*	Quasi-complete separation of data points detected.				*	ERROR: The mean parameter is either invalid or at a limit of its range for some observations.			0,00	Algorithm converged.	0,00	NE	0,3135	NE	>999,99	Algorithm converged.	0,00	NE
Injury, poisoning and procedural complications	Foot fracture	Yosemite	313	49,5		0	0,0	311	49,8		0	0,0	NE							NE			NE	NE	NE	NE			NE	NE	NE	NE	NE	NE
Injury, poisoning and procedural complications	Hand fracture	Rhine	319	50,5		1	0,3	314	50,2		1	0,3		*	Quasi-complete separation of data points detected.				*	WARNING: The relative Hessian convergence criterion of 46.424829332 is greater than the limit of 0.0001. The convergence is questionable.			NE	Algorithm converged.	NE	NE	0,3211	NE	NE	Algorithm converged.	NE	NE

| | | |

| | | |

| | | |

POPULATION: Safety-Evaluable Population B vs. C
ENDPOINT: Severe AEs throughout the Entire Study
MODEL: Unstratified analysis
STUDY: GR40349 & GR40398
Dichotomous Analysis by Subgroups (Safety)

Sex

			Paricalmab (PTI) (N=632)				Aflibercept (N=625)				Paricalmab (PTI) vs. Aflibercept										Aflibercept vs. Paricalmab (PTI)			
			Patients		Patients with Event		Patients		Patient with Event		Odds Ratio				Absolute Risk Difference				Relative Risk				Relative Risk			
MedDRA System Organ Class	MedDRA Preferred Term	Level	n	%	n	%	n	%	n	%	Odds Ratio	Convergence Reason	95% Lower CL	95% Upper CL	Absolute Risk	Convergence Reason	95% Lower CL	95% Upper CL	Relative Risk	Convergence Reason	95% Lower CL	95% Upper CL	p-value (Cochran-Mantel-Haenszel)	Interaction Test: p-value (likelihood ratio)	Relative Risk	Convergence Reason	95% Lower CL	95% Upper CL
Blood and lymphatic system disorders		Male	396	62,7	2	0,5	363	58,1	3	0,8	0,61	Convergence criterion (GCONV=1E-8) satisfied.	0,10	9,67	-0,003	Algorithm converged.	-0,015	0,008	0,61	Algorithm converged.	0,10	9,64	0,5848	0,2265	1,44	Algorithm converged.	0,27	9,74
Blood and lymphatic system disorders		Female	236	37,3	3	1,3	262	41,9	1	0,4	3,76	Quasi-complete separation of data points detected.	0,35	32,52	0,009	Algorithm converged.	-0,007	0,025	3,33	Algorithm converged.	0,35	31,80	0,2673		0,30	Algorithm converged.	0,01	2,87
Blood and lymphatic system disorders	Anaemia	Male	396	62,7	1	0,3	363	58,1	3	0,8	0,30	Convergence criterion (GCONV=1E-8) satisfied.	0,03	2,93	-0,006	Algorithm converged.	-0,016	0,005	0,31	Algorithm converged.	0,03	2,92	0,2756	0,0180	3,27	Algorithm converged.	0,34	31,32
Blood and lymphatic system disorders	Anaemia	Female	236	37,3	3	1,3	262	41,9	0	0,0	*	Quasi-complete separation of data points detected.			*	WARNING: Negative of Hessian not positive definite.			NE	Algorithm converged.	NE	NE	0,0675		NE	Algorithm converged.	NE	NE
Blood and lymphatic system disorders	Anaemia of chronic disease	Male	396	62,7	0	0,0	363	58,1	0	0,0	NE		NE	NE	NE	NE	NE	NE	NE	NE	NE	NE	NE		NE	NE	NE	NE
Blood and lymphatic system disorders	Anaemia of chronic disease	Female	236	37,3	0	0,0	262	41,9	1	0,4	*	Quasi-complete separation of data points detected.			*	ERROR: Error in computing the link function, its derivatives, or the variance function.			0,00	Algorithm converged.	0,00	NE	0,3426		>999,99	Algorithm converged.	0,00	NE
Blood and lymphatic system disorders	Lymphadenopathy mediastinal	Male	396	62,7	1	0,3	363	58,1	0	0,0	*	Quasi-complete separation of data points detected.			*	WARNING: The relative Hessian convergence criterion of 52.004609201 is greater than the limit of 0.0001. The convergence is questionable.			NE	Algorithm converged.	NE	NE	0,3384	NE	NE	Algorithm converged.	NE	NE
Blood and lymphatic system disorders	Lymphadenopathy mediastinal	Female	236	37,3	0	0,0	262	41,9	0	0,0	NE		NE	NE	NE	NE	NE	NE	NE	NE	NE	NE	NE		NE	NE	NE	NE
Cardiac disorders		Male	396	62,7	20	5,1	363	58,1	20	5,5	0,91	Convergence criterion (GCONV=1E-8) satisfied.	0,48	1,72	-0,003	Algorithm converged.	-0,036	0,027	0,92	Algorithm converged.	0,50	1,68	0,7775	0,6962	1,03	Algorithm converged.	0,60	1,99
Cardiac disorders		Female	236	37,3	13	5,5	262	41,9	13	5,0	1,12	Convergence criterion (GCONV=1E-8) satisfied.	0,51	2,46	0,005	Algorithm converged.	-0,034	0,045	1,11	Algorithm converged.	0,53	2,35	0,7844		0,91	Algorithm converged.	0,43	1,90
Cardiac disorders	Acute coronary syndrome	Male	396	62,7	0	0,0	363	58,1	0	0,0	NE		NE	NE	NE	NE	NE	NE	NE	NE	NE	NE	NE		NE	NE	NE	NE
Cardiac disorders	Acute coronary syndrome	Female	236	37,3	1	0,4	262	41,9	0	0,0	*	Quasi-complete separation of data points detected.			*	WARNING: Negative of Hessian not positive definite.			NE	Algorithm converged.	NE	NE	0,2920		NE	Algorithm converged.	NE	NE
Cardiac disorders	Acute left ventricular failure	Male	396	62,7	1	0,3	363	58,1	1	0,3	0,92	Convergence criterion (GCONV=1E-8) satisfied.	0,06	14,71	0,000	Algorithm converged.	-0,008	0,007	0,92	Algorithm converged.	0,06	14,80	0,9509	0,3360	1,00	Algorithm converged.	0,07	17,38
Cardiac disorders	Acute left ventricular failure	Female	236	37,3	0	0,0	262	41,9	1	0,4	*	Quasi-complete separation of data points detected.			*	ERROR: Error in computing the link function, its derivatives, or the variance function.			0,00	Algorithm converged.	0,00	NE	0,3426		>999,99	Algorithm converged.	0,00	NE
Cardiac disorders	Acute myocardial infarction	Male	396	62,7	4	1,0	363	58,1	1	0,3	3,83	Convergence criterion (GCONV=1E-8) satisfied.	0,41	33,20	0,007	Algorithm converged.	-0,004	0,019	3,67	Algorithm converged.	0,41	32,65	0,2117	0,1180	0,27	Algorithm converged.	0,03	2,43
Cardiac disorders	Acute myocardial infarction	Female	236	37,3	3	0,4	262	41,9	3	1,1	0,37	Convergence criterion (GCONV=1E-8) satisfied.	0,04	3,56	-0,007	Algorithm converged.	-0,023	0,006	0,37	Algorithm converged.	0,04	3,53	0,3684		2,76	Algorithm converged.	0,28	25,86
Cardiac disorders	Angina pectoris	Male	396	62,7	0	0,0	363	58,1	0	0,0	NE		NE	NE	NE	NE	NE	NE	NE	NE	NE	NE	1,0000		NE	NE	NE	NE
Cardiac disorders	Angina pectoris	Female	236	37,3	1	0,4	262	41,9	3	1,1	0,33	Convergence criterion (GCONV=1E-8) satisfied.	0,03	17,86	0,000	Algorithm converged.	-0,011	0,010	1,11	Algorithm converged.	0,03	17,65	0,9410		0,90	Algorithm converged.	0,06	14,32
Cardiac disorders	Angina unstable	Male	396	62,7	0	0,0	363	58,1	0	0,0	NE		NE	NE	NE	NE	NE	NE	NE	NE	NE	NE	NE		NE	NE	NE	NE
Cardiac disorders	Angina unstable	Female	236	37,3	1	0,4	262	41,9	0	0,0	*	Quasi-complete separation of data points detected.			*	WARNING: Negative of Hessian not positive definite.			NE	Algorithm converged.	NE	NE	0,2920		NE	Algorithm converged.	NE	NE
Cardiac disorders	Arrhythmia	Male	396	62,7	0	0,0	363	58,1	0	0,0	NE		NE	NE	NE	NE	NE	NE	NE	NE	NE	NE	1,0000		NE	NE	NE	NE
Cardiac disorders	Arrhythmia	Female	236	37,3	1	0,4	262	41,9	3	1,1	0,33	Convergence criterion (GCONV=1E-8) satisfied.	0,03	17,86	0,000	Algorithm converged.	-0,011	0,010	1,11	Algorithm converged.	0,03	17,65	0,9410		0,90	Algorithm converged.	0,06	14,32
Cardiac disorders	Atrial fibrillation	Male	396	62,7	1	0,3	363	58,1	0	0,0	*	Quasi-complete separation of data points detected.			*	WARNING: The relative Hessian convergence criterion of 52.004609201 is greater than the limit of 0.0001. The convergence is questionable.			NE	Algorithm converged.	NE	NE	0,3384	1,0000	NE	Algorithm converged.	NE	NE
Cardiac disorders	Atrial fibrillation	Female	236	37,3	1	0,4	262	41,9	0	0,0	*	Quasi-complete separation of data points detected.			*	WARNING: Negative of Hessian not positive definite.			NE	Algorithm converged.	NE	NE	0,2920		NE	Algorithm converged.	NE	NE
Cardiac disorders	Atrioventricular block	Male	396	62,7	0	0,0	363	58,1	0	0,0	NE		NE	NE	NE	NE	NE	NE	NE	NE	NE	NE	NE		NE	NE	NE	NE
Cardiac disorders	Atrioventricular block	Female	236	37,3	1	0,4	262	41,9	1	0,4	*	Quasi-complete separation of data points detected.			*	ERROR: Error in computing the link function, its derivatives, or the variance function.			0,00	Algorithm converged.	0,00	NE	0,3426		>999,99	Algorithm converged.	0,00	NE
Cardiac disorders	Atrioventricular block complete	Male	396	62,7	0	0,0	363	58,1	1	0,3	*	Quasi-complete separation of data points detected.			*	WARNING: Negative of Hessian not positive definite.			0,00	Algorithm converged.	0,00	NE	0,2963	0,0847	>999,99	Algorithm converged.	0,00	NE
Cardiac disorders	Atrioventricular block complete	Female	236	37,3	1	0,4	262	41,9	0	0,0	*	Quasi-complete separation of data points detected.			*	WARNING: Negative of Hessian not positive definite.			NE	Algorithm converged.	NE	NE	0,2920		NE	Algorithm converged.	NE	NE
Cardiac disorders	Atrioventricular block second degree	Male	396	62,7	0	0,0	363	58,1	0	0,0	NE		NE	NE	NE	NE	NE	NE	NE	NE	NE	NE	NE		NE	NE	NE	NE
Cardiac disorders	Atrioventricular block second degree	Female	236	37,3	1	0,4	262	41,9	1	0,4	*	Quasi-complete separation of data points detected.			*	ERROR: Error in computing the link function, its derivatives, or the variance function.			0,00	Algorithm converged.	0,00	NE	0,3426		>999,99	Algorithm converged.	0,00	NE
Cardiac disorders	Cardiac arrest	Male	396	62,7	1	0,3	363	58,1	0	0,0	*	Quasi-complete separation of data points detected.			*	WARNING: The relative Hessian convergence criterion of 50.428711952 is greater than the limit of 0.0001. The convergence is questionable.			NE	Algorithm converged.	NE	NE	0,3384	0,1078	NE	Algorithm converged.	NE	NE
Cardiac disorders	Cardiac arrest	Female	236	37,3	0	0,0	262	41,9	1	0,4	*	Quasi-complete separation of data points detected.			*	ERROR: Error in computing the link function, its derivatives, or the variance function.			0,00	Algorithm converged.	0,00	NE	0,3426		>999,99	Algorithm converged.	0,00	NE
Cardiac disorders	Cardiac failure	Male	396	62,7	1	0,3	363	58,1	2	0,6	0,48	Convergence criterion (GCONV=1E-8) satisfied.	0,04	5,06	-0,003	Algorithm converged.	-0,012	0,006	0,46	Algorithm converged.	0,04	5,03	0,5130	0,0250	2,16	Algorithm converged.	0,20	23,96
Cardiac disorders	Cardiac failure	Female	236	37,3	4	1,7	262	41,9	3	1,1	1,58	Convergence criterion (GCONV=1E-8) satisfied.	0,36	6,91	0,013	Algorithm converged.	-0,007	0,034	1,58	Algorithm converged.	0,36	6,91	0,6245		0,64	Algorithm converged.	0,06	7,08
Cardiac disorders	Cardiac failure chronic	Male	396	62,7	0	0,0	363	58,1	1	0,3	*	Quasi-complete separation of data points detected.			*	WARNING: Negative of Hessian not positive definite.			0,00	Algorithm converged.	0,00	NE	0,2963		>999,99	Algorithm converged.	0,00	NE
Cardiac disorders	Cardiac failure chronic	Female	236	37,3	0	0,0	262	41,9	0	0,0	NE		NE	NE	NE	NE	NE	NE	NE	NE	NE	NE	NE		NE	NE	NE	NE
Cardiac disorders	Cardiac failure congestive	Male	396	62,7	4	1,0	363	58,1	4	1,1	1,38	Convergence criterion (GCONV=1E-8) satisfied.	0,39	4,93	0,004	Algorithm converged.	-0,012	0,020	1,37	Algorithm converged.	0,39	4,83	0,6182	0,0930	0,73	Algorithm converged.	0,21	2,56
Cardiac disorders	Cardiac failure congestive	Female	236	37,3	0	0,0	262	41,9	3	0,8	*	Quasi-complete separation of data points detected.			*	ERROR: Error in computing the link function, its derivatives, or the variance function.			0,00	Algorithm converged.	0,00	NE	0,1791		>999,99	Algorithm converged.	0,00	NE
Cardiac disorders	Cardio-respiratory arrest	Male	396	62,7	0	0,0	363	58,1	1	0,3	*	Quasi-complete separation of data points detected.			*	WARNING: Negative of Hessian not positive definite.			0,00	Algorithm converged.	0,00	NE	0,2963	NE	>999,99	Algorithm converged.	0,00	NE
Cardiac disorders	Cardio-respiratory arrest	Female	236	37,3	0	0,0	262	41,9	0	0,0	NE		NE	NE	NE	NE	NE	NE	NE	NE	NE	NE	NE		NE	NE	NE	NE
Cardiac disorders	Cardiopulmonary failure	Male	396	62,7	1	0,3	363	58,1	0	0,0	*	Quasi-complete separation of data points detected.			*	WARNING: The relative Hessian convergence criterion of 50.428711952 is greater than the limit of 0.0001. The convergence is questionable.			NE	Algorithm converged.	NE	NE	0,3384	NE	NE	Algorithm converged.	NE	NE
Cardiac disorders	Cardiopulmonary failure	Female	236	37,3	0	0,0	262	41,9	0	0,0	NE		NE	NE	NE	NE	NE	NE	NE	NE	NE	NE	NE		NE	NE	NE	NE
Cardiac disorders	Cardiovascular disorder	Male	396	62,7	1	0,3	363	58,1	0	0,0	*	Quasi-complete separation of data points detected.			*	WARNING: The relative Hessian convergence criterion of 53.68217724 is greater than the limit of 0.0001. The convergence is questionable.			NE	Algorithm converged.	NE	NE	0,3384	NE	NE	Algorithm converged.	NE	NE
Cardiac disorders	Cardiovascular disorder	Female	236	37,3	0	0,0	262	41,9	0	0,0	NE		NE	NE	NE	NE	NE	NE	NE	NE	NE	NE	NE		NE	NE	NE	NE
Cardiac disorders	Chronic left ventricular failure	Male	396	62,7	1	0,3	363	58,1	0	0,0	*	Quasi-complete separation of data points detected.			*	WARNING: The relative Hessian convergence criterion of 52.004609201 is greater than the limit of 0.0001. The convergence is questionable.			NE	Algorithm converged.	NE	NE	0,3384	NE	NE	Algorithm converged.	NE	NE
Cardiac disorders	Chronic left ventricular failure	Female	236	37,3	0	0,0	262	41,9	0	0,0	NE		NE	NE	NE	NE	NE	NE	NE	NE	NE	NE	NE		NE	NE	NE	NE
Cardiac disorders	Coronary artery disease	Male	396	62,7	4	1,0	363	58,1	2	0,6	1,84	Convergence criterion (GCONV=1E-8) satisfied.	0,34	10,12	0,003	Algorithm converged.	-0,008	0,017	1,83	Algorithm converged.	0,34	9,95	0,4758	0,0395	0,55	Algorithm converged.	0,10	2,96
Cardiac disorders	Coronary artery disease	Female	236	37,3	3	1,3	262	41,9	3	1,1	*	Quasi-complete separation of data points detected.			*	ERROR: Error in computing the link function, its derivatives, or the variance function.			0,00	Algorithm converged.	0,00	NE	0,0935		>999,99	Algorithm converged.	0,00	NE
Cardiac disorders	Hypertensive heart disease	Male	396	62,7	0	0,0	363	58,1	1	0,3	*	Quasi-complete separation of data points detected.			*	WARNING: Negative of Hessian not positive definite.			0,00	Algorithm converged.	0,00	NE	0,2963	NE	>999,99	Algorithm converged.	0,00	NE
Cardiac disorders	Hypertensive heart disease	Female	236	37,3	0	0,0	262	41,9	0	0,0	NE		NE	NE	NE	NE	NE	NE	NE	NE	NE	NE	NE		NE	NE	NE	NE
Cardiac disorders	Ischaemic cardiomyopathy	Male	396	62,7	1	0,3	363	58,1	0	0,0	*	Quasi-complete separation of data points detected.			*	WARNING: The relative Hessian convergence criterion of 52.004609201 is greater than the limit of 0.0001. The convergence is questionable.			NE	Algorithm converged.	NE	NE	0,3384	1,0000	NE	Algorithm converged.	NE	NE
Cardiac disorders	Ischaemic cardiomyopathy	Female	236	37,3	1	0,4	262	41,9	0	0,0	*	Quasi-complete separation of data points detected.			*	WARNING: Negative of Hessian not positive definite.			NE	Algorithm converged.	NE	NE	0,2920		NE	Algorithm converged.	NE	NE
Cardiac disorders	Myocardial infarction	Male	396	62,7	5	1,3	363	58,1	7	1,7	0,74	Convergence criterion (GCONV=1E-8) satisfied.	0,23	2,51	-0,004	Algorithm converged.	-0,021	0,013	0,76	Algorithm converged.	0,24	2,48	0,6534	0,4793	1,13	Algorithm converged.	0,40	4,23
Cardiac disorders	Myocardial infarction	Female	236	37,3	3	1,3	262	41,9	5	1,9	1,63	Convergence criterion (GCONV=1E-8) satisfied.	0,28	10,10	0,005	Algorithm converged.	-0,011	0,023	1,67	Algorithm converged.	0,28	9,88	0,5707		0,61	Algorithm converged.	0,10	3,56
Cardiac disorders	Pericardial effusion	Male	396	62,7	0	0,0	363	58,1	0	0,0	*	Quasi-complete separation of data points detected.			*	WARNING: Negative of Hessian not positive definite.			0,00	Algorithm converged.	0,00	NE	0,2963	NE	>999,99	Algorithm converged.	0,00	NE
Cardiac disorders	Pericardial effusion	Female	236	37,3	0	0,0	262	41,9	0	0,0	NE		NE	NE	NE	NE	NE	NE	NE	NE	NE	NE	NE		NE	NE	NE	NE
Cardiac disorders	Ventricular fibrillation	Male	396	62,7	0	0,0	363	58,1	0	0,0	NE		NE	NE	NE	NE	NE	NE	NE	NE	NE	NE	NE		NE	NE	NE	NE
Cardiac disorders	Ventricular fibrillation	Female	236	37,3	0	0,0	262	41,9	1	0,4	*	Quasi-complete separation of data points detected.			*	ERROR: Error in computing the link function, its derivatives, or the variance function.			0,00	Algorithm converged.	0,00	NE	0,3426		>999,99	Algorithm converged.	0,00	NE
Endocrine disorders		Male	396	62,7	0	0,0	363	58,1	1	0,3	*	Quasi-complete separation of data points detected.			*	WARNING: Negative of Hessian not positive definite.			0,00	Algorithm converged.	0,00	NE	0,2963	NE	>999,99	Algorithm converged.	0,00	NE
Endocrine disorders		Female	236	37,3	0	0,0	262	41,9	0	0,0	NE		NE	NE	NE	NE	NE	NE	NE	NE	NE	NE	NE		NE	NE	NE	NE
Endocrine disorders	Hyperplasia adrenal	Male	396	62,7	0	0,0	363	58,1	1	0,3	*	Quasi-complete separation of data points detected.			*	WARNING: Negative of Hessian not positive definite.			0,00	Algorithm converged.	0,00	NE	0,2963	NE	>999,99	Algorithm converged.	0,00	NE
Endocrine disorders	Hyperplasia adrenal	Female	236	37,3	0	0,0	262	41,9	0	0,0	NE		NE	NE	NE	NE	NE	NE	NE	NE	NE	NE	NE		NE	NE	NE	NE
Eye disorders		Male	396	62,7	13	3,3	363	58,1	10	2,8	1,39	Convergence criterion (GCONV=1E-8) satisfied.	0,62	3,13	0,010	Algorithm converged.	-0,015	0,036	1,38	Algorithm converged.	0,63	3,02	0,4260	0,7188	0,73	Algorithm converged.	0,33	1,60
Eye disorders		Female	236	37,3	10	4,2	262	41,9	19	3,8	1,13	Convergence criterion (GCONV=1E-8) satisfied.	0,46	2,73	0,004	Algorithm converged.	-0,030	0,039	1,11	Algorithm converged.	0,47	2,62	0,8116		0,91	Algorithm converged.	0,36	2,17
Eye disorders	Angle closure glaucoma	Male	396	62,7	1	0,3	363	58,1	0	0,0	3,02	Convergence criterion (GCONV=1E-8) satisfied.	0,06	14,71	0,000	Algorithm converged.	-0,008	0,007	0,92	Algorithm converged.	0,06	14,60	0,9509	1,0000	1,00	Algorithm converged.	0,07	17,38
Eye disorders	Angle closure glaucoma	Female	236	37,3	0	0,0	262	41,9	0	0,0	NE		NE	NE	NE	NE	NE	NE	NE	NE	NE	NE	NE		NE	NE	NE	NE
Eye disorders	Cataract	Male	396	62,7	2	0,5	363	58,1	1	0,3	1,84	Convergence criterion (GCONV=1E-8) satisfied.	0,17	20,35	0,002	Algorithm converged.	-0,007	0,011	1,83	Algorithm converged.	0,17	20,13	0,6148	0,4110	0,55	Algorithm converged.	0,05	5,95
Eye disorders	Cataract	Female	236	37,3	2	0,8	262	41,9	4	1,5	0,53	Convergence criterion (GCONV=1E-8) satisfied.	0,10	3,04	-0,007	Algorithm converged.	-0,026	0,012	0,56	Algorithm converged.	0,10	3,00	0,4883		1,83	Algorithm converged.	0,33	9,75
Eye disorders	Cataract nuclear	Male	396	62,7	0	0,0	363	58,1	1	0,3	*	Quasi-complete separation of data points detected.			*	WARNING: Negative of Hessian not positive definite.			0,00	Algorithm converged.	0,00	NE	0,2963	1,0000	>999,99	Algorithm converged.	0,00	NE
Eye disorders	Cataract nuclear	Female	236	37,3	0	0,0	262	41,9	1	0,4	*	Quasi-complete separation of data points detected.			*	ERROR: Error in computing the link function, its derivatives, or the variance function.			0,00	Algorithm converged.	0,00	NE	0,3426		>999,99	Algorithm converged.	0,00	NE
Eye disorders	Diabetic eye disease	Male	396	62,7	0	0,0	363	58,1	0	0,0	*	Quasi-complete separation of data points detected.			*	WARNING: The relative Hessian convergence criterion of 50.428711952 is greater than the limit of 0.0001. The convergence is questionable.			NE	Algorithm converged.	NE	NE	0,3384	NE	NE	Algorithm converged.	NE	NE
Eye disorders	Diabetic eye disease	Female	236	37,3	0	0,0	262	41,9	0	0,0	NE		NE	NE	NE	NE	NE	NE	NE	NE	NE	NE	NE		NE	NE	NE	NE
Eye disorders	Diabetic retinal oedema	Male	396	62,7	2	0,5	363	58,1	1	0,3	1,84	Convergence criterion (GCONV=1E-8) satisfied.	0,17	20,35	0,002	Algorithm converged.	-0,007	0,011	1,83	Algorithm converged.	0,17	20,13	0,6148	1,0000	0,55	Algorithm converged.	0,05	5,95
Eye disorders	Diabetic retinal oedema	Female	236	37,3	0	0,0	262	41,9	0	0,0	NE		NE	NE	NE	NE	NE	NE	NE	NE	NE	NE	NE		NE	NE	NE	NE
Eye disorders	Diabetic retinopathy	Male	396	62,7	2	0,5	363	58,1	1	0,3	1,84	Convergence criterion (GCONV=1E-8) satisfied.	0,17	20,35	0,002	Algorithm converged.	-0,007	0,011	1,83	Algorithm converged.	0,17	20,13	0,6148	0,7876	0,55	Algorithm converged.	0,05	5,95
Eye disorders	Diabetic retinopathy	Female	236	37,3	1	0,4	262	41,9	1	0,4	1,11	Convergence criterion (GCONV=1E-8) satisfied.	0,07	17,86	0,000	Algorithm converged.	-0,011	0,010	1,11	Algorithm converged.	0,07	17,65	0,9410		0,90	Algorithm converged.	0,06	14,32
Eye disorders	Eye haemorrhage	Male	396	62,7	1	0,3	363	58,1	0	0,0	*	Quasi-complete separation of data points detected.			*	WARNING: The relative Hessian convergence criterion of 52.004609201 is greater than the limit of 0.0001. The convergence is questionable.			NE	Algorithm converged.	NE	NE	0,3384	NE	NE	Algorithm converged.	NE	NE
Eye disorders	Eye haemorrhage	Female	236	37,3	0	0,0	262	41,9	0	0,0	NE		NE	NE	NE	NE	NE	NE	NE	NE	NE	NE	NE		NE	NE	NE	NE
Eye disorders	Eye pain	Male	396	62,7	0	0,0	363	58,1	1	0,3	*	Quasi-complete separation of data points detected.			*	WARNING: Negative of Hessian not positive definite.			0,00	Algorithm converged.	0,00	NE	0,2963	1,0000	>999,99	Algorithm converged.	0,00	NE
Eye disorders	Eye pain	Female	236	37,3	0	0,0	262	41,9	1	0,4	*	Quasi-complete separation of data points detected.			*	ERROR: Error in computing the link function, its derivatives, or the variance function.			0,00	Algorithm converged.	0,00	NE	0,3426		>999,99	Algorithm converged.	0,00	NE
Eye disorders	Glaucoma	Male	396	62,7	1	0,3	363	58,1	0	0,0	2,92	Convergence criterion (GCONV=1E-8) satisfied.	0,06	14,71	0,000	Algorithm converged.	-0,008	0,007	0,92	Algorithm converged.	0,06	14,60	0,9509	0,3360	0,96	Algorithm converged.	0,07	17,38
Eye disorders	Glaucoma	Female	236	37,3	1	0,4	262	41,9	1	0,4	1,11	Convergence criterion (GCONV=1E-8) satisfied.	0,07	17,86	0,000	Algorithm converged.	-0,011	0,010	1,11	Algorithm converged.	0,07	17,65	0,9410		0,90	Algorithm converged.	0,06	14,32
Eye disorders	Iris neovascularisation	Male	396	62,7	0	0,0	363	58,1	0	0,0	NE		NE	NE	NE	NE	NE	NE	NE	NE	NE	NE	NE		NE	NE	NE	NE
Eye disorders	Iris neovascularisation	Female	236	37,3	1	0,4	262	41,9	0	0,0	*	Quasi-complete separation of data points detected.			*	WARNING: Negative of Hessian not positive definite.			NE	Algorithm converged.	NE	NE	0,2920		NE	Algorithm converged.	NE	NE
Eye disorders	Lacrimation increased	Male	396	62,7	0	0,0	363	58,1	0	0,0	NE		NE	NE	NE	NE	NE	NE	NE	NE	NE	NE	NE		NE	NE	NE	NE
Eye disorders	Lacrimation increased	Female	236	37,3	0	0,0	262	41,9	1	0,4	*	Quasi-complete separation of data points detected.			*	ERROR: Error in computing the link function, its derivatives, or the variance function.			0,00	Algorithm converged.	0,00	NE	0,3426		>999,99	Algorithm converged.	0,00	NE
Eye disorders	Macular fibrosis	Male	396	62,7	0	0,0	363	58,1	0	0,0	*	Quasi-complete separation of data points detected.			*	WARNING: Negative of Hessian not positive definite.			0,00	Algorithm converged.	0,00	NE	0,2963		>999,99	Algorithm converged.	0,00	NE
Eye disorders	Macular fibrosis	Female	236	37,3	0	0,0	262	41,9	0	0,0	NE		NE	NE	NE	NE	NE	NE	NE	NE	NE	NE	NE		NE	NE	NE	NE
Eye disorders	Macular oedema	Male	396	62,7	1	0,3	363	58,1	0	0,0	*	Quasi-complete separation of data points detected.			*	WARNING: The relative Hessian convergence criterion of 50.428711952 is greater than the limit of 0.0001. The convergence is questionable.			NE	Algorithm converged.	NE	NE	0,3384	NE	NE	Algorithm converged.	NE	NE
Eye disorders	Macular oedema	Female	236	37,3	0	0,0	262	41,9	0	0,0	NE		NE	NE	NE	NE	NE	NE	NE	NE	NE	NE	NE		NE	NE	NE	NE
Eye disorders	Ocular ischaemic syndrome	Male	396	62,7	1	0,3	363	58,1	0	0,0	*	Quasi-complete separation of data points detected.			*	WARNING: The relative Hessian convergence criterion of 53.68217724 is greater than the limit of 0.0001. The convergence is questionable.			NE	Algorithm converged.	NE	NE	0,3384	NE	NE	Algorithm converged.	NE	NE
Eye disorders	Ocular ischaemic syndrome	Female	236	37,3	0	0,0	262	41,9	0	0,0	NE		NE	NE	NE	NE	NE	NE	NE	NE	NE	NE	NE		NE	NE	NE	NE
Eye disorders	Open angle glaucoma	Male	396	62,7	1	0,3	363	58,1	0	0,0	*	Quasi-complete separation of data points detected.			*	WARNING: The relative Hessian convergence criterion of 52.004609201 is greater than the limit of 0.0001. The convergence is questionable.			NE	Algorithm converged.	NE	NE	0,3384	0,1078	NE	Algorithm converged.	NE	NE
Eye disorders	Open angle glaucoma	Female	236	37,3	0	0,0	262	41,9	1	0,4	*	Quasi-complete separation of data points detected.			*	ERROR: Error in computing the link function, its derivatives, or the variance function.			0,00	Algorithm converged.	0,00	NE	0,3426		>999,99	Algorithm converged.	0,00	NE
Eye disorders	Punctate keratitis	Male	396	62,7	1	0,3	363	58,1	0	0,0	*	Quasi-complete separation of data points detected.			*	WARNING: The relative Hessian convergence criterion of 52.004609201 is greater than the limit of 0.0001. The convergence is questionable.			NE	Algorithm converged.	NE	NE	0,3384	NE	NE	Algorithm converged.	NE	NE
Eye disorders	Punctate keratitis	Female	236	37,3	0	0,0	262	41,9	0	0,0	NE		NE	NE	NE	NE	NE	NE	NE	NE	NE	NE

| | | |

| | | |

Injury, poisoning and procedural complications	Hand fracture	Female	236	37,3	1	0,4	262	41,9	0	0,0		Quasi-complete separation of data points detected.				WARNING: Negative of Hessian not positive definite.			NE	Algorithm converged.	NE	NE	0,2920		NE	Algorithm converged.	NE	NE
Injury, poisoning and procedural complications	Head injury	Male	396	62,7	1	0,3	363	58,1	0	0,0		Quasi-complete separation of data points detected.				WARNING: The relative Hessian convergence criterion of 50.428711952 is greater than the limit of 0.0001. The convergence is questionable.			NE	Algorithm converged.	NE	NE	0,3384	0,0587	NE	Algorithm converged.	NE	NE
Injury, poisoning and procedural complications	Head injury	Female	236	37,3	0	0,0	262	41,9	2	0,8		Quasi-complete separation of data points detected.				ERROR: Error in computing the link function, its derivatives, or the variance function.			0,00	Algorithm converged.	0,00	NE	0,1791		>999,99	Algorithm converged.	0,00	NE
Injury, poisoning and procedural complications	Hip fracture	Male	396	62,7	0	0,0	363	58,1	0	0,0	NE		NE	NE	NE	NE	NE	NE	NE	NE	NE	NE	NE	NE	NE	NE	NE	NE
Injury, poisoning and procedural complications	Hip fracture	Female	236	37,3	1	0,4	262	41,9	0	0,0		Quasi-complete separation of data points detected.				WARNING: Negative of Hessian not positive definite.			NE	Algorithm converged.	NE	NE	0,2920		NE	Algorithm converged.	NE	NE
Injury, poisoning and procedural complications	Ligament sprain	Male	396	62,7	1	0,3	363	58,1	0	0,0		Quasi-complete separation of data points detected.				WARNING: The relative Hessian convergence criterion of 50.428711952 is greater than the limit of 0.0001. The convergence is questionable.			NE	Algorithm converged.	NE	NE	0,3384	1,0000	NE	Algorithm converged.	NE	NE
Injury, poisoning and procedural complications	Ligament sprain	Female	236	37,3	1	0,4	262	41,9	0	0,0		Quasi-complete separation of data points detected.				WARNING: Negative of Hessian not positive definite.			NE	Algorithm converged.	NE	NE	0,2920		NE	Algorithm converged.	NE	NE
Injury, poisoning and procedural complications	Limb injury	Male	396	62,7	1	0,3	363	58,1	0	0,0		Quasi-complete separation of data points detected.				WARNING: The relative Hessian convergence criterion of 50.428711952 is greater than the limit of 0.0001. The convergence is questionable.			NE	Algorithm converged.	NE	NE	0,3384	NE	NE	Algorithm converged.	NE	NE
Injury, poisoning and procedural complications	Limb injury	Female	236	37,3	0	0,0	262	41,9	0	0,0	NE		NE	NE	NE	NE	NE	NE	NE	NE	NE	NE	NE	NE	NE	NE	NE	NE
Injury, poisoning and procedural complications	Nail avulsion	Male	396	62,7	0	0,0	363	58,1	1	0,3		Quasi-complete separation of data points detected.				WARNING: Negative of Hessian not positive definite.			0,00	Algorithm converged.	0,00	NE	0,2963	NE	>999,99	Algorithm converged.	0,00	NE
Injury, poisoning and procedural complications	Nail avulsion	Female	236	37,3	0	0,0	262	41,9	0	0,0	NE		NE	NE	NE	NE	NE	NE	NE	NE	NE	NE	NE	NE	NE	NE	NE	NE
Injury, poisoning and procedural complications	Overdose	Male	396	62,7	0	0,0	363	58,1	1	0,3		Quasi-complete separation of data points detected.				WARNING: Negative of Hessian not positive definite.			0,00	Algorithm converged.	0,00	NE	0,2963	1,0000	>999,99	Algorithm converged.	0,00	NE
Injury, poisoning and procedural complications	Overdose	Female	236	37,3	0	0,0	262	41,9	1	0,4		Quasi-complete separation of data points detected.				ERROR: Error in computing the link function, its derivatives, or the variance function.			0,00	Algorithm converged.	0,00	NE	0,3426		>999,99	Algorithm converged.	0,00	NE
Injury, poisoning and procedural complications	Pelvic fracture	Male	396	62,7	1	0,3	363	58,1	0	0,0		Quasi-complete separation of data points detected.				WARNING: The relative Hessian convergence criterion of 50.428711952 is greater than the limit of 0.0001. The convergence is questionable.			NE	Algorithm converged.	NE	NE	0,3384	NE	NE	Algorithm converged.	NE	NE
Injury, poisoning and procedural complications	Pelvic fracture	Female	236	37,3	0	0,0	262	41,9	0	0,0	NE		NE	NE	NE	NE	NE	NE	NE	NE	NE	NE	NE	NE	NE	NE	NE	NE
Injury, poisoning and procedural complications	Skull fractured base	Male	396	62,7	0	0,0	363	58,1	0	0,0	NE		NE	NE	NE	NE	NE	NE	NE	NE	NE	NE	NE	NE	NE	NE	NE	NE
Injury, poisoning and procedural complications	Skull fractured base	Female	236	37,3	0	0,0	262	41,9	1	0,4		Quasi-complete separation of data points detected.				ERROR: Error in computing the link function, its derivatives, or the variance function.			0,00	Algorithm converged.	0,00	NE	0,3426		>999,99	Algorithm converged.	0,00	NE
Injury, poisoning and procedural complications	Spinal compression fracture	Male	396	62,7	1	0,3	363	58,1	0	0,0		Quasi-complete separation of data points detected.				WARNING: The relative Hessian convergence criterion of 53.68217724 is greater than the limit of 0.0001. The convergence is questionable.			NE	Algorithm converged.	NE	NE	0,3384	NE	NE	Algorithm converged.	NE	NE
Injury, poisoning and procedural complications	Spinal compression fracture	Female	236	37,3	0	0,0	262	41,9	0	0,0	NE		NE	NE	NE	NE	NE	NE	NE	NE	NE	NE	NE	NE	NE	NE	NE	NE
Injury, poisoning and procedural complications	Tibia fracture	Male	396	62,7	0	0,0	363	58,1	0	0,0	NE		NE	NE	NE	NE	NE	NE	NE	NE	NE	NE	NE	NE	NE	NE	NE	NE
Injury, poisoning and procedural complications	Tibia fracture	Female	236	37,3	0	0,0	262	41,9	1	0,4		Quasi-complete separation of data points detected.				ERROR: Error in computing the link function, its derivatives, or the variance function.			0,00	Algorithm converged.	0,00	NE	0,3426		>999,99	Algorithm converged.	0,00	NE
Injury, poisoning and procedural complications	Tooth fracture	Male	396	62,7	0	0,0	363	58,1	1	0,3		Quasi-complete separation of data points detected.				WARNING: Negative of Hessian not positive definite.			0,00	Algorithm converged.	0,00	NE	0,2963	NE	>999,99	Algorithm converged.	0,00	NE
Injury, poisoning and procedural complications	Tooth fracture	Female	236	37,3	0	0,0	262	41,9	0	0,0	NE		NE	NE	NE	NE	NE	NE	NE	NE	NE	NE	NE	NE	NE	NE	NE	NE
Injury, poisoning and procedural complications	Wrist fracture	Male	396	62,7	1	0,3	363	58,1	0	0,0		Quasi-complete separation of data points detected.				WARNING: The relative Hessian convergence criterion of 50.428711952 is greater than the limit of 0.0001. The convergence is questionable.			NE	Algorithm converged.	NE	NE	0,3384	1,0000	NE	Algorithm converged.	NE	NE
Injury, poisoning and procedural complications	Wrist fracture	Female	236	37,3	1	0,4	262	41,9	0	0,0		Quasi-complete separation of data points detected.				WARNING: Negative of Hessian not positive definite.			NE	Algorithm converged.	NE	NE	0,2920		NE	Algorithm converged.	NE	NE
Investigations		Male	396	62,7	1	0,3	363	58,1	0	0,0		Quasi-complete separation of data points detected.				WARNING: The relative Hessian convergence criterion of 53.68217724 is greater than the limit of 0.0001. The convergence is questionable.			NE	Algorithm converged.	NE	NE	0,3384	1,0000	NE	Algorithm converged.	NE	NE
Investigations		Female	236	37,3	1	0,4	262	41,9	0	0,0		Quasi-complete separation of data points detected.				WARNING: Negative of Hessian not positive definite.			NE	Algorithm converged.	NE	NE	0,2920		NE	Algorithm converged.	NE	NE
Investigations	Blood potassium increased	Male	396	62,7	1	0,3	363	58,1	0	0,0		Quasi-complete separation of data points detected.				WARNING: The relative Hessian convergence criterion of 53.68217724 is greater than the limit of 0.0001. The convergence is questionable.			NE	Algorithm converged.	NE	NE	0,3384	NE	NE	Algorithm converged.	NE	NE
Investigations	Blood potassium increased	Female	236	37,3	0	0,0	262	41,9	0	0,0	NE		NE	NE	NE	NE	NE	NE	NE	NE	NE	NE	NE	NE	NE	NE	NE	NE
Investigations	SARS-CoV-2 test positive	Male	396	62,7	0	0,0	363	58,1	0	0,0	NE		NE	NE	NE	NE	NE	NE	NE	NE	NE	NE	NE	NE	NE	NE	NE	NE
Investigations	SARS-CoV-2 test positive	Female	236	37,3	1	0,4	262	41,9	0	0,0		Quasi-complete separation of data points detected.				WARNING: Negative of Hessian not positive definite.			NE	Algorithm converged.	NE	NE	0,2920		NE	Algorithm converged.	NE	NE
Metabolism and nutrition disorders		Male	396	62,7	8	2,0	363	58,1	2	0,6	3,72	Convergence criterion (GCONV=1E-8) satisfied.	0,78	17,64	0,015	Algorithm converged.	-0,001	0,031	3,67	Algorithm converged.	0,78	17,15	0,0764	0,0971	0,27	Algorithm converged.	0,06	1,24
Metabolism and nutrition disorders		Female	236	37,3	5	2,1	262	41,9	7	2,7	0,78	Convergence criterion (GCONV=1E-8) satisfied.	0,25	2,52	-0,006	Algorithm converged.	-0,032	0,021	0,79	Algorithm converged.	0,26	2,46	0,6880		1,24	Algorithm converged.	0,41	3,92
Metabolism and nutrition disorders	Dehydration	Male	396	62,7	1	0,3	363	58,1	0	0,0		Quasi-complete separation of data points detected.				WARNING: The relative Hessian convergence criterion of 50.428711952 is greater than the limit of 0.0001. The convergence is questionable.			NE	Algorithm converged.	NE	NE	0,3384	0,2140	NE	Algorithm converged.	NE	NE
Metabolism and nutrition disorders	Dehydration	Female	236	37,3	1	0,4	262	41,9	2	0,8	0,58	Convergence criterion (GCONV=1E-8) satisfied.	0,05	6,14	-0,003	Algorithm converged.	-0,017	0,010	0,56	Algorithm converged.	0,05	6,08	0,6251		1,80	Algorithm converged.	0,16	19,74
Metabolism and nutrition disorders	Diabetic endorgan damage	Male	396	62,7	0	0,0	363	58,1	0	0,0	NE		NE	NE	NE	NE	NE	NE	NE	NE	NE	NE	NE	NE	NE	NE	NE	NE
Metabolism and nutrition disorders	Diabetic endorgan damage	Female	236	37,3	0	0,0	262	41,9	1	0,4		Quasi-complete separation of data points detected.				ERROR: Error in computing the link function, its derivatives, or the variance function.			0,00	Algorithm converged.	0,00	NE	0,3426		>999,99	Algorithm converged.	0,00	NE
Metabolism and nutrition disorders	Diabetic ketoacidosis	Male	396	62,7	0	0,0	363	58,1	1	0,3		Quasi-complete separation of data points detected.				WARNING: Negative of Hessian not positive definite.			0,00	Algorithm converged.	0,00	NE	0,2963	1,0000	>999,99	Algorithm converged.	0,00	NE
Metabolism and nutrition disorders	Diabetic ketoacidosis	Female	236	37,3	0	0,0	262	41,9	1	0,4		Quasi-complete separation of data points detected.				ERROR: Error in computing the link function, its derivatives, or the variance function.			0,00	Algorithm converged.	0,00	NE	0,3426		>999,99	Algorithm converged.	0,00	NE
Metabolism and nutrition disorders	Hyperglycaemia	Male	396	62,7	0	0,0	363	58,1	0	0,0	NE		NE	NE	NE	NE	NE	NE	NE	NE	NE	NE	NE	NE	NE	NE	NE	NE
Metabolism and nutrition disorders	Hyperglycaemia	Female	236	37,3	1	0,4	262	41,9	0	0,0		Quasi-complete separation of data points detected.				WARNING: Negative of Hessian not positive definite.			NE	Algorithm converged.	NE	NE	0,2920		NE	Algorithm converged.	NE	NE
Metabolism and nutrition disorders	Hyperkalaemia	Male	396	62,7	1	0,3	363	58,1	0	0,0		Quasi-complete separation of data points detected.				WARNING: The relative Hessian convergence criterion of 52.004609201 is greater than the limit of 0.0001. The convergence is questionable.			NE	Algorithm converged.	NE	NE	0,3384	1,0000	NE	Algorithm converged.	NE	NE
Metabolism and nutrition disorders	Hyperkalaemia	Female	236	37,3	1	0,4	262	41,9	0	0,0		Quasi-complete separation of data points detected.				WARNING: Negative of Hessian not positive definite.			NE	Algorithm converged.	NE	NE	0,2920		NE	Algorithm converged.	NE	NE
Metabolism and nutrition disorders	Hypernatraemia	Male	396	62,7	1	0,3	363	58,1	0	0,0		Quasi-complete separation of data points detected.				WARNING: The relative Hessian convergence criterion of 52.004609201 is greater than the limit of 0.0001. The convergence is questionable.			NE	Algorithm converged.	NE	NE	0,3384	NE	NE	Algorithm converged.	NE	NE
Metabolism and nutrition disorders	Hypernatraemia	Female	236	37,3	0	0,0	262	41,9	0	0,0	NE		NE	NE	NE	NE	NE	NE	NE	NE	NE	NE	NE	NE	NE	NE	NE	NE
Metabolism and nutrition disorders	Hypoglycaemia	Male	396	62,7	4	1,0	363	58,1	0	0,0		Quasi-complete separation of data points detected.				WARNING: Negative of Hessian not positive definite.			NE	Algorithm converged.	NE	NE	0,0550	0,0786	NE	Algorithm converged.	NE	NE
Metabolism and nutrition disorders	Hypoglycaemia	Female	236	37,3	2	0,8	262	41,9	2	0,8	1,11	Convergence criterion (GCONV=1E-8) satisfied.	0,16	7,95	0,001	Algorithm converged.	-0,015	0,017	1,11	Algorithm converged.	0,16	7,82	0,9165		0,90	Algorithm converged.	0,13	6,34
Metabolism and nutrition disorders	Hyponatraemia	Male	396	62,7	0	0,0	363	58,1	0	0,0	NE		NE	NE	NE	NE	NE	NE	NE	NE	NE	NE	NE	NE	NE	NE	NE	NE
Metabolism and nutrition disorders	Hyponatraemia	Female	236	37,3	1	0,4	262	41,9	0	0,0		Quasi-complete separation of data points detected.				WARNING: Negative of Hessian not positive definite.			NE	Algorithm converged.	NE	NE	0,2920		NE	Algorithm converged.	NE	NE
Metabolism and nutrition disorders	Malnutrition	Male	396	62,7	1	0,3	363	58,1	1	0,3	0,92	Convergence criterion (GCONV=1E-8) satisfied.	0,06	14,71	0,001	Algorithm converged.	-0,003	0,007	0,92	Algorithm converged.	0,06	14,60	0,9509	1,0000	1,03	Algorithm converged.	0,07	17,38
Metabolism and nutrition disorders	Malnutrition	Female	236	37,3	0	0,0	262	41,9	0	0,0	NE		NE	NE	NE	NE	NE	NE	NE	NE	NE	NE	NE	NE	NE	NE	NE	NE
Metabolism and nutrition disorders	Type 1 diabetes mellitus	Male	396	62,7	0	0,0	363	58,1	0	0,0	NE		NE	NE	NE	NE	NE	NE	NE	NE	NE	NE	NE	NE	NE	NE	NE	NE
Metabolism and nutrition disorders	Type 1 diabetes mellitus	Female	236	37,3	0	0,0	262	41,9	1	0,4		Quasi-complete separation of data points detected.				ERROR: Error in computing the link function, its derivatives, or the variance function.			0,00	Algorithm converged.	0,00	NE	0,3426		>999,99	Algorithm converged.	0,00	NE
Musculoskeletal and connective tissue disorders		Male	396	62,7	1	0,3	363	58,1	2	0,6	0,48	Convergence criterion (GCONV=1E-8) satisfied.	0,04	5,06	-0,003	Algorithm converged.	-0,012	0,006	0,46	Algorithm converged.	0,04	5,03	0,5130	0,2058	2,18	Algorithm converged.	0,20	23,96
Musculoskeletal and connective tissue disorders		Female	236	37,3	5	2,1	262	41,9	2	0,8	2,81	Convergence criterion (GCONV=1E-8) satisfied.	0,54	14,64	0,014	Algorithm converged.	-0,008	0,035	2,78	Algorithm converged.	0,54	14,17	0,2000		0,34	Algorithm converged.	0,07	1,84
Musculoskeletal and connective tissue disorders	Back pain	Male	396	62,7	1	0,3	363	58,1	1	0,3		Quasi-complete separation of data points detected.				WARNING: Negative of Hessian not positive definite.			0,00	Algorithm converged.	0,00	NE	0,2963	0,0431	>999,99	Algorithm converged.	0,00	NE
Musculoskeletal and connective tissue disorders	Back pain	Female	236	37,3	2	0,8	262	41,9	0	0,0		Quasi-complete separation of data points detected.				WARNING: Negative of Hessian not positive definite.			NE	Algorithm converged.	NE	NE	0,1358		NE	Algorithm converged.	NE	NE
Musculoskeletal and connective tissue disorders	Muscular weakness	Male	396	62,7	0	0,0	363	58,1	0	0,0	NE		NE	NE	NE	NE	NE	NE	NE	NE	NE	NE	NE	NE	NE	NE	NE	NE
Musculoskeletal and connective tissue disorders	Muscular weakness	Female	236	37,3	0	0,0	262	41,9	1	0,4		Quasi-complete separation of data points detected.				ERROR: Error in computing the link function, its derivatives, or the variance function.			0,00	Algorithm converged.	0,00	NE	0,3426		>999,99	Algorithm converged.	0,00	NE
Musculoskeletal and connective tissue disorders	Osteoarthritis	Male	396	62,7	0	0,0	363	58,1	0	0,0	NE		NE	NE	NE	NE	NE	NE	NE	NE	NE	NE	NE	NE	NE	NE	NE	NE
Musculoskeletal and connective tissue disorders	Osteoarthritis	Female	236	37,3	0	0,0	262	41,9	1	0,4		Quasi-complete separation of data points detected.				ERROR: Error in computing the link function, its derivatives, or the variance function.			0,00	Algorithm converged.	0,00	NE	0,3426		>999,99	Algorithm converged.	0,00	NE
Musculoskeletal and connective tissue disorders	Osteochondrosis	Male	396	62,7	1	0,3	363	58,1	0	0,0		Quasi-complete separation of data points detected.				WARNING: The relative Hessian convergence criterion of 50.428711952 is greater than the limit of 0.0001. The convergence is questionable.			NE	Algorithm converged.	NE	NE	0,3384	NE	NE	Algorithm converged.	NE	NE
Musculoskeletal and connective tissue disorders	Osteochondrosis	Female	236	37,3	0	0,0	262	41,9	0	0,0	NE		NE	NE	NE	NE	NE	NE	NE	NE	NE	NE	NE	NE	NE	NE	NE	NE
Musculoskeletal and connective tissue disorders	Pain in extremity	Male	396	62,7	0	0,0	363	58,1	0	0,0	NE		NE	NE	NE	NE	NE	NE	NE	NE	NE	NE	NE	NE	NE	NE	NE	NE
Musculoskeletal and connective tissue disorders	Pain in extremity	Female	236	37,3	1	0,4	262	41,9	0	0,0		Quasi-complete separation of data points detected.				WARNING: Negative of Hessian not positive definite.			NE	Algorithm converged.	NE	NE	0,2920		NE	Algorithm converged.	NE	NE
Musculoskeletal and connective tissue disorders	Polyarthritis	Male	396	62,7	0	0,0	363	58,1	0	0,0	NE		NE	NE	NE	NE	NE	NE	NE	NE	NE	NE	NE	NE	NE	NE	NE	NE
Musculoskeletal and connective tissue disorders	Polyarthritis	Female	236	37,3	1	0,4	262	41,9	0	0,0		Quasi-complete separation of data points detected.				WARNING: Negative of Hessian not positive definite.			NE	Algorithm converged.	NE	NE	0,2920		NE	Algorithm converged.	NE	NE
Musculoskeletal and connective tissue disorders	Rotator cuff syndrome	Male	396	62,7	0	0,0	363	58,1	0	0,0	NE		NE	NE	NE	NE	NE	NE	NE	NE	NE	NE	NE	NE	NE	NE	NE	NE
Musculoskeletal and connective tissue disorders	Rotator cuff syndrome	Female	236	37,3	1	0,4	262	41,9	0	0,0		Quasi-complete separation of data points detected.				WARNING: Negative of Hessian not positive definite.			NE	Algorithm converged.	NE	NE	0,2920		NE	Algorithm converged.	NE	NE
Musculoskeletal and connective tissue disorders	Spondylitis	Male	396	62,7	0	0,0	363	58,1	1	0,3		Quasi-complete separation of data points detected.				WARNING: Negative of Hessian not positive definite.			0,00	Algorithm converged.	0,00	NE	0,2963	NE	>999,99	Algorithm converged.	0,00	NE
Musculoskeletal and connective tissue disorders	Spondylitis	Female	236	37,3	0	0,0	262	41,9	0	0,0	NE		NE	NE	NE	NE	NE	NE	NE	NE	NE	NE	NE	NE	NE	NE	NE	NE
Neoplasms benign, malignant and unspecified (incl cysts and polyps)		Male	396	62,7	5	1,3	363	58,1	4	1,1	1,15	Convergence criterion (GCONV=1E-8) satisfied.	0,31	4,31	0,002	Algorithm converged.	-0,014	0,017	1,15	Algorithm converged.	0,31	4,23	0,8382	0,9724	0,87	Algorithm converged.	0,24	3,22
Neoplasms benign, malignant and unspecified (incl cysts and polyps)		Female	236	37,3	5	2,1	262	41,9	5	1,9	1,11	Convergence criterion (GCONV=1E-8) satisfied.	0,32	5,89	0,002	Algorithm converged.	-0,023	0,027	1,11	Algorithm converged.	0,33	5,79	0,8675		0,91	Algorithm converged.	0,26	3,67
Neoplasms benign, malignant and unspecified (incl cysts and polyps)	Adenocarcinoma	Male	396	62,7	0	0,0	363	58,1	0	0,0	NE		NE	NE	NE	NE	NE	NE	NE	NE	NE	NE	NE	NE	NE	NE	NE	NE



Renal and urinary disorders		Male	396	62,7	4	1,0	363	58,1	14	3,9	0,23	Convergence criterion (GCONV=1E-8) satisfied.	0,08	0,78	-0,026	Algorithm converged.	-0,051	-0,006	0,26	Algorithm converged.	0,09	0,79	0,0101	0,9502	3,82	Algorithm converged.	1,27	11,49
Renal and urinary disorders		Female	236	37,3	2	0,8	262	41,9	0	3,4	0,24	Convergence criterion (GCONV=1E-8) satisfied.	0,05	1,12	-0,026	Algorithm converged.	-0,051	-0,001	0,25	Algorithm converged.	0,05	1,13	0,0500		4,01	Algorithm converged.	0,88	18,57
Renal and urinary disorders	Acute kidney injury	Male	396	62,7	2	0,5	363	58,1	5	1,4	0,36	Convergence criterion (GCONV=1E-8) satisfied.	0,07	1,88	-0,093	Algorithm converged.	-0,023	0,005	0,37	Algorithm converged.	0,07	1,88	0,2094	0,3915	2,72	Algorithm converged.	0,53	13,97
Renal and urinary disorders	Acute kidney injury	Female	236	37,3	2	0,8	262	41,9	2	0,8	1,11	Convergence criterion (GCONV=1E-8) satisfied.	0,16	7,85	0,091	Algorithm converged.	-0,015	0,017	1,11	Algorithm converged.	0,16	7,82	0,9165		8,91	Algorithm converged.	0,13	6,34
Renal and urinary disorders	Calculus urinary	Male	396	62,7	0	0,0	363	58,1	0	0,0	NE		NE	NE	NE	NE	NE	NE	NE	NE	NE	NE	NE	NE	NE	NE	NE	NE	NE	NE	NE	NE	NE
Renal and urinary disorders	Calculus urinary	Female	236	37,3	0	0,0	262	41,9	1	0,4	*	Quasi-complete separation of data points detected.				ERROR: Error in computing the link function, its derivatives. or the variance function.			0,00	Algorithm converged.	0,00	NE	0,3426		>999,99	Algorithm converged.	0,00	NE
Renal and urinary disorders	Chronic kidney disease	Male	396	62,7	2	0,5	363	58,1	4	1,1	0,48	Convergence criterion (GCONV=1E-8) satisfied.	0,08	2,58	-0,026	Algorithm converged.	-0,019	0,007	0,46	Algorithm converged.	0,08	2,49	0,3540	0,2773	2,18	Algorithm converged.	0,40	11,84
Renal and urinary disorders	Chronic kidney disease	Female	236	37,3	0	0,0	262	41,9	2	0,8	*	Quasi-complete separation of data points detected.				ERROR: Error in computing the link function, its derivatives, or the variance function.			0,00	Algorithm converged.	0,00	NE	0,1791		>999,99	Algorithm converged.	0,00	NE
Renal and urinary disorders	End stage renal disease	Male	396	62,7	1	0,3	363	58,1	1	0,3	0,92	Convergence criterion (GCONV=1E-8) satisfied.	0,06	14,71	0,005	Algorithm converged.	-0,008	0,007	0,92	Algorithm converged.	0,06	14,60	0,9509	0,3360	1,03	Algorithm converged.	0,07	17,38
Renal and urinary disorders	End stage renal disease	Female	236	37,3	0	0,0	262	41,9	1	0,4	*	Quasi-complete separation of data points detected.				ERROR: Error in computing the link function, its derivatives, or the variance function.			0,00	Algorithm converged.	0,00	NE	0,3426		>999,99	Algorithm converged.	0,00	NE
Renal and urinary disorders	Haematuria	Male	396	62,7	0	0,0	363	58,1	1	0,3	*	Quasi-complete separation of data points detected.				WARNING: Negative of Hessian not positive definite.			0,00	Algorithm converged.	0,00	NE	0,2963	NE	>999,99	Algorithm converged.	0,00	NE
Renal and urinary disorders	Haematuria	Female	236	37,3	0	0,0	262	41,9	0	0,0	NE		NE	NE	NE	NE	NE	NE	NE	NE	NE	NE	NE	NE	NE	NE	NE	NE	NE	NE	NE	NE	NE
Renal and urinary disorders	Nephrolithiasis	Male	396	62,7	0	0,0	363	58,1	1	0,3	*	Quasi-complete separation of data points detected.				WARNING: Negative of Hessian not positive definite.			0,00	Algorithm converged.	0,00	NE	0,2963	NE	>999,99	Algorithm converged.	0,00	NE
Renal and urinary disorders	Nephrolithiasis	Female	236	37,3	0	0,0	262	41,9	0	0,0	NE		NE	NE	NE	NE	NE	NE	NE	NE	NE	NE	NE	NE	NE	NE	NE	NE	NE	NE	NE	NE	NE
Renal and urinary disorders	Nephropathy	Male	396	62,7	1	0,3	363	58,1	0	0,0	*	Quasi-complete separation of data points detected.				WARNING: The relative Hessian convergence criterion of 52.004609201 is greater than the limit of 0.0001. The convergence is questionable.			NE	Algorithm converged.	NE	NE	0,3384	NE	NE	Algorithm converged.	NE	NE
Renal and urinary disorders	Nephropathy	Female	236	37,3	0	0,0	262	41,9	0	0,0	NE		NE	NE	NE	NE	NE	NE	NE	NE	NE	NE	NE	NE	NE	NE	NE	NE	NE	NE	NE	NE	NE
Renal and urinary disorders	Renal failure	Male	396	62,7	0	0,0	363	58,1	3	0,8	*	Quasi-complete separation of data points detected.				WARNING: Negative of Hessian not positive definite.			0,00	Algorithm converged.	0,00	NE	0,0701	1,0000	>999,99	Algorithm converged.	0,00	NE
Renal and urinary disorders	Renal failure	Female	236	37,3	0	0,0	262	41,9	3	1,1	*	Quasi-complete separation of data points detected.				ERROR: Error in computing the link function, its derivatives, or the variance function.			0,00	Algorithm converged.	0,00	NE	0,0895		>999,99	Algorithm converged.	0,00	NE
Renal and urinary disorders	Renal impairment	Male	396	62,7	1	0,3	363	58,1	1	0,3	0,92	Convergence criterion (GCONV=1E-8) satisfied.	0,06	14,71	0,092	Algorithm converged.	-0,008	0,007	0,92	Algorithm converged.	0,06	14,60	0,9509	1,0000	1,03	Algorithm converged.	0,07	17,38
Renal and urinary disorders	Renal impairment	Female	236	37,3	0	0,0	262	41,9	0	0,0	NE		NE	NE	NE	NE	NE	NE	NE	NE	NE	NE	NE	NE	NE	NE	NE	NE	NE	NE	NE	NE	NE
Renal and urinary disorders	Urinary tract inflammation	Male	396	62,7	0	0,0	363	58,1	0	0,0	NE		NE	NE	NE	NE	NE	NE	NE	NE	NE	NE	NE	NE	NE	NE	NE	NE	NE	NE	NE	NE	NE
Renal and urinary disorders	Urinary tract inflammation	Female	236	37,3	1	0,4	262	41,9	1	0,4	*	Quasi-complete separation of data points detected.				ERROR: Error in computing the link function, its derivatives, or the variance function.			0,00	Algorithm converged.	0,00	NE	0,3426		>999,99	Algorithm converged.	0,00	NE
Reproductive system and breast disorders		Male	396	62,7	0	0,0	363	58,1	1	0,3	*	Quasi-complete separation of data points detected.				WARNING: Negative of Hessian not positive definite.			0,00	Algorithm converged.	0,00	NE	0,2963	0,2847	>999,99	Algorithm converged.	0,00	NE
Reproductive system and breast disorders		Female	236	37,3	1	0,4	262	41,9	0	0,0	*	Quasi-complete separation of data points detected.				WARNING: Negative of Hessian not positive definite.			NE	Algorithm converged.	NE	NE	0,2920		NE	Algorithm converged.	NE	NE
Reproductive system and breast disorders	Ovarian cyst	Male	396	62,7	0	0,0	363	58,1	0	0,0	NE		NE	NE	NE	NE	NE	NE	NE	NE	NE	NE	NE	NE	NE	NE	NE	NE	NE	NE	NE	NE	NE
Reproductive system and breast disorders	Ovarian cyst	Female	236	37,3	1	0,4	262	41,9	0	0,0	*	Quasi-complete separation of data points detected.				WARNING: Negative of Hessian not positive definite.			NE	Algorithm converged.	NE	NE	0,2920		NE	Algorithm converged.	NE	NE
Reproductive system and breast disorders	Prostatitis	Male	396	62,7	0	0,0	363	58,1	1	0,3	*	Quasi-complete separation of data points detected.				WARNING: Negative of Hessian not positive definite.			0,00	Algorithm converged.	0,00	NE	0,2963	NE	>999,99	Algorithm converged.	0,00	NE
Reproductive system and breast disorders	Prostatitis	Female	236	37,3	0	0,0	262	41,9	0	0,0	NE		NE	NE	NE	NE	NE	NE	NE	NE	NE	NE	NE	NE	NE	NE	NE	NE	NE	NE	NE	NE	NE
Respiratory, thoracic and mediastinal disorders		Male	396	62,7	8	2,0	363	58,1	5	1,4	1,48	Convergence criterion (GCONV=1E-8) satisfied.	0,48	4,55	0,006	Algorithm converged.	-0,012	0,025	1,47	Algorithm converged.	0,48	4,44	0,4357	0,2182	0,69	Algorithm converged.	0,23	2,07
Respiratory, thoracic and mediastinal disorders		Female	236	37,3	3	0,8	262	41,9	5	1,9	0,46	Convergence criterion (GCONV=1E-8) satisfied.	0,08	2,29	-0,011	Algorithm converged.	-0,031	0,010	0,44	Algorithm converged.	0,09	2,27	0,3158		2,25	Algorithm converged.	0,44	11,50
Respiratory, thoracic and mediastinal disorders	Acute respiratory failure	Male	396	62,7	1	0,3	363	58,1	4	1,1	0,23	Convergence criterion (GCONV=1E-8) satisfied.	0,03	2,04	-0,008	Algorithm converged.	-0,020	0,003	0,23	Algorithm converged.	0,03	2,04	0,1487	0,5579	4,36	Algorithm converged.	0,49	38,86
Respiratory, thoracic and mediastinal disorders	Acute respiratory failure	Female	236	37,3	0	0,0	262	41,9	1	0,4	*	Quasi-complete separation of data points detected.				ERROR: Error in computing the link function, its derivatives, or the variance function.			0,00	Algorithm converged.	0,00	NE	0,3426		>999,99	Algorithm converged.	0,00	NE
Respiratory, thoracic and mediastinal disorders	Dyspnoea	Male	396	62,7	3	0,8	363	58,1	0	0,0	*	Quasi-complete separation of data points detected.				WARNING: Negative of Hessian not positive definite.			NE	Algorithm converged.	NE	NE	0,0968	1,0000	NE	Algorithm converged.	NE	NE
Respiratory, thoracic and mediastinal disorders	Dyspnoea	Female	236	37,3	1	0,4	262	41,9	0	0,0	*	Quasi-complete separation of data points detected.				WARNING: Negative of Hessian not positive definite.			NE	Algorithm converged.	NE	NE	0,2920		NE	Algorithm converged.	NE	NE
Respiratory, thoracic and mediastinal disorders	Hypoxia	Male	396	62,7	0	0,0	363	58,1	1	0,3	*	Quasi-complete separation of data points detected.				WARNING: Negative of Hessian not positive definite.			0,00	Algorithm converged.	0,00	NE	0,2963	1,0000	>999,99	Algorithm converged.	0,00	NE
Respiratory, thoracic and mediastinal disorders	Hypoxia	Female	236	37,3	0	0,0	262	41,9	1	0,4	*	Quasi-complete separation of data points detected.				ERROR: Error in computing the link function, its derivatives. or the variance function.			0,00	Algorithm converged.	0,00	NE	0,3426		>999,99	Algorithm converged.	0,00	NE
Respiratory, thoracic and mediastinal disorders	Pleural effusion	Male	396	62,7	0	0,0	363	58,1	1	0,3	*	Quasi-complete separation of data points detected.				WARNING: Negative of Hessian not positive definite.			0,00	Algorithm converged.	0,00	NE	0,2963	0,1643	>999,99	Algorithm converged.	0,00	NE
Respiratory, thoracic and mediastinal disorders	Pleural effusion	Female	236	37,3	2	0,8	262	41,9	1	0,4	2,23	Convergence criterion (GCONV=1E-8) satisfied.	0,20	24,76	0,003	Algorithm converged.	-0,009	0,019	2,22	Algorithm converged.	0,20	24,33	0,5028		0,45	Algorithm converged.	0,04	4,93
Respiratory, thoracic and mediastinal disorders	Pneumonia aspiration	Male	396	62,7	1	0,3	363	58,1	0	0,0	*	Quasi-complete separation of data points detected.				WARNING: The relative Hessian convergence criterion of 53.68217724 is greater than the limit of 0.0001. The convergence is questionable.			NE	Algorithm converged.	NE	NE	0,3384	NE	NE	Algorithm converged.	NE	NE
Respiratory, thoracic and mediastinal disorders	Pneumonia aspiration	Female	236	37,3	0	0,0	262	41,9	0	0,0	NE		NE	NE	NE	NE	NE	NE	NE	NE	NE	NE	NE	NE	NE	NE	NE	NE	NE	NE	NE	NE	NE
Respiratory, thoracic and mediastinal disorders	Pulmonary embolism	Male	396	62,7	1	0,3	363	58,1	0	0,0	*	Quasi-complete separation of data points detected.				WARNING: The relative Hessian convergence criterion of 52.004609201 is greater than the limit of 0.0001. The convergence is questionable.			NE	Algorithm converged.	NE	NE	0,3384	0,1078	NE	Algorithm converged.	NE	NE
Respiratory, thoracic and mediastinal disorders	Pulmonary embolism	Female	236	37,3	0	0,0	262	41,9	1	0,4	*	Quasi-complete separation of data points detected.				ERROR: Error in computing the link function, its derivatives, or the variance function.			0,00	Algorithm converged.	0,00	NE	0,3426		>999,99	Algorithm converged.	0,00	NE
Respiratory, thoracic and mediastinal disorders	Pulmonary fibrosis	Male	396	62,7	1	0,3	363	58,1	0	0,0	*	Quasi-complete separation of data points detected.				WARNING: The relative Hessian convergence criterion of 53.68217724 is greater than the limit of 0.0001. The convergence is questionable.			NE	Algorithm converged.	NE	NE	0,3384	NE	NE	Algorithm converged.	NE	NE
Respiratory, thoracic and mediastinal disorders	Pulmonary fibrosis	Female	236	37,3	0	0,0	262	41,9	0	0,0	NE		NE	NE	NE	NE	NE	NE	NE	NE	NE	NE	NE	NE	NE	NE	NE	NE	NE	NE	NE	NE	NE
Respiratory, thoracic and mediastinal disorders	Respiratory depression	Male	396	62,7	1	0,3	363	58,1	0	0,0	*	Quasi-complete separation of data points detected.				WARNING: The relative Hessian convergence criterion of 52.004609201 is greater than the limit of 0.0001. The convergence is questionable.			NE	Algorithm converged.	NE	NE	0,3384	NE	NE	Algorithm converged.	NE	NE
Respiratory, thoracic and mediastinal disorders	Respiratory depression	Female	236	37,3	0	0,0	262	41,9	0	0,0	NE		NE	NE	NE	NE	NE	NE	NE	NE	NE	NE	NE	NE	NE	NE	NE	NE	NE	NE	NE	NE	NE
Respiratory, thoracic and mediastinal disorders	Respiratory failure	Male	396	62,7	1	0,3	363	58,1	0	0,0	*	Quasi-complete separation of data points detected.				WARNING: The relative Hessian convergence criterion of 52.004609201 is greater than the limit of 0.0001. The convergence is questionable.			NE	Algorithm converged.	NE	NE	0,3384	0,1078	NE	Algorithm converged.	NE	NE
Respiratory, thoracic and mediastinal disorders	Respiratory failure	Female	236	37,3	0	0,0	262	41,9	1	0,4	*	Quasi-complete separation of data points detected.				ERROR: Error in computing the link function, its derivatives, or the variance function.			0,00	Algorithm converged.	0,00	NE	0,3426		>999,99	Algorithm converged.	0,00	NE
Skin and subcutaneous tissue disorders		Male	396	62,7	2	0,5	363	58,1	2	0,6	0,92	Convergence criterion (GCONV=1E-8) satisfied.	0,13	6,54	0,001	Algorithm converged.	-0,011	0,010	0,92	Algorithm converged.	0,13	6,47	0,9305	0,5687	1,03	Algorithm converged.	0,15	7,76
Skin and subcutaneous tissue disorders		Female	236	37,3	2	0,8	262	41,9	3	0,4	2,23	Convergence criterion (GCONV=1E-8) satisfied.	0,20	24,76	0,003	Algorithm converged.	-0,009	0,019	2,22	Algorithm converged.	0,20	24,33	0,5028		0,45	Algorithm converged.	0,04	4,93
Skin and subcutaneous tissue disorders	Anasioedema	Male	396	62,7	1	0,3	363	58,1	0	0,0	*	Quasi-complete separation of data points detected.				WARNING: The relative Hessian convergence criterion of 52.004609201 is greater than the limit of 0.0001. The convergence is questionable.			NE	Algorithm converged.	NE	NE	0,3384	NE	NE	Algorithm converged.	NE	NE
Skin and subcutaneous tissue disorders	Angioedema	Female	236	37,3	0	0,0	262	41,9	0	0,0	NE		NE	NE	NE	NE	NE	NE	NE	NE	NE	NE	NE	NE	NE	NE	NE	NE	NE	NE	NE	NE	NE
Skin and subcutaneous tissue disorders	Diabetic foot	Male	396	62,7	1	0,3	363	58,1	1	0,3	0,92	Convergence criterion (GCONV=1E-8) satisfied.	0,06	14,71	0,001	Algorithm converged.	-0,008	0,007	0,92	Algorithm converged.	0,06	14,60	0,9509	0,9238	1,03	Algorithm converged.	0,07	17,38
Skin and subcutaneous tissue disorders	Diabetic foot	Female	236	37,3	1	0,4	262	41,9	1	0,4	1,11	Convergence criterion (GCONV=1E-8) satisfied.	0,07	17,86	0,000	Algorithm converged.	-0,011	0,012	1,11	Algorithm converged.	0,07	17,65	0,9410		0,91	Algorithm converged.	0,06	14,32
Skin and subcutaneous tissue disorders	Petechiae	Male	396	62,7	0	0,0	363	58,1	1	0,3	*	Quasi-complete separation of data points detected.				WARNING: Negative of Hessian not positive definite.			0,00	Algorithm converged.	0,00	NE	0,2963	NE	>999,99	Algorithm converged.	0,00	NE
Skin and subcutaneous tissue disorders	Petechiae	Female	236	37,3	0	0,0	262	41,9	0	0,0	NE		NE	NE	NE	NE	NE	NE	NE	NE	NE	NE	NE	NE	NE	NE	NE	NE	NE	NE	NE	NE	NE
Skin and subcutaneous tissue disorders	Skin ulcer	Male	396	62,7	0	0,0	363	58,1	0	0,0	NE		NE	NE	NE	NE	NE	NE	NE	NE	NE	NE	NE	NE	NE	NE	NE	NE	NE	NE	NE	NE	NE
Skin and subcutaneous tissue disorders	Skin ulcer	Female	236	37,3	1	0,4	262	41,9	0	0,0	*	Quasi-complete separation of data points detected.				WARNING: Negative of Hessian not positive definite.			NE	Algorithm converged.	NE	NE	0,2920		NE	Algorithm converged.	NE	NE
Surgical and medical procedures		Male	396	62,7	0	0,0	363	58,1	0	0,0	NE		NE	NE	NE	NE	NE	NE	NE	NE	NE	NE	NE	NE	NE	NE	NE	NE	NE	NE	NE	NE	NE
Surgical and medical procedures		Female	236	37,3	0	0,0	262	41,9	1	0,4	*	Quasi-complete separation of data points detected.				ERROR: Error in computing the link function, its derivatives, or the variance function.			0,00	Algorithm converged.	0,00	NE	0,3426		>999,99	Algorithm converged.	0,00	NE
Surgical and medical procedures	Haemodialysis	Male	396	62,7	0	0,0	363	58,1	0	0,0	NE		NE	NE	NE	NE	NE	NE	NE	NE	NE	NE	NE	NE	NE	NE	NE	NE	NE	NE	NE	NE	NE
Surgical and medical procedures	Haemodialysis	Female	236	37,3	0	0,0	262	41,9	1	0,4	*	Quasi-complete separation of data points detected.				ERROR: Error in computing the link function, its derivatives, or the variance function.			0,00	Algorithm converged.	0,00	NE	0,3426		>999,99	Algorithm converged.	0,00	NE
Vascular disorders		Male	396	62,7	7	1,5	363	58,1	7	1,8	0,78	Convergence criterion (GCONV=1E-8) satisfied.	0,26	2,35	-0,004	Algorithm converged.	-0,023	0,014	0,79	Algorithm converged.	0,27	2,32	0,6614	0,4316	1,27	Algorithm converged.	0,41	3,75
Vascular disorders		Female	236	37,3	2	0,8	262	41,9	6	2,3	0,38	Convergence criterion (GCONV=1E-8) satisfied.	0,07	1,82	-0,014	Algorithm converged.	-0,036	0,007	0,37	Algorithm converged.	0,08	1,82	0,2015		0,70	Algorithm converged.	0,55	13,26
Vascular disorders	Circulatory collapse	Male	396	62,7	0	0,0	363	58,1	1	0,3	*	Quasi-complete separation of data points detected.				WARNING: Negative of Hessian not positive definite.			0,00	Algorithm converged.	0,00	NE	0,2963	NE	>999,99	Algorithm converged.	0,00	NE
Vascular disorders	Circulatory collapse	Female	236	37,3	0	0,0	262	41,9	0	0,0	NE		NE	NE	NE	NE	NE	NE	NE	NE	NE	NE	NE	NE	NE	NE	NE	NE	NE	NE	NE	NE	NE
Vascular disorders	Deep vein thrombosis	Male	396	62,7	0	0,0	363	58,1	0	0,0	NE		NE	NE	NE	NE	NE	NE	NE	NE	NE	NE	NE	NE	NE	NE	NE	NE	NE	NE	NE	NE	NE
Vascular disorders	Deep vein thrombosis	Female	236	37,3	1	0,4	262	41,9	1	0,4	*	Quasi-complete separation of data points detected.				ERROR: Error in computing the link function, its derivatives, or the variance function.			0,00	Algorithm converged.	0,00	NE	0,3426		>999,99	Algorithm converged.	0,00	NE
Vascular disorders	Extremity necrosis	Male	396	62,7	0	0,0	363	58,1	0	0,0	NE		NE	NE	NE	NE	NE	NE	NE	NE	NE	NE	NE	NE	NE	NE	NE	NE	NE	NE	NE	NE	NE
Vascular disorders	Extremity necrosis	Female	236	37,3	1	0,4	262	41,9	0	0,0	*	Quasi-complete separation of data points detected.				WARNING: Negative of Hessian not positive definite.			NE	Algorithm converged.	NE	NE	0,2920		NE	Algorithm converged.	NE	NE
Vascular disorders	Haemorrhage	Male	396	62,7	1	0,3	363	58,1	1	0,3	0,92	Convergence criterion (GCONV=1E-8) satisfied.	0,06	14,71	0,003	Algorithm converged.	-0,008	0,007	0,92	Algorithm converged.	0,06	14,60	0,9509	1,0000	1,03	Algorithm converged.	0,07	17,38
Vascular disorders	Haemorrhage	Female	236	37,3	0	0,0	262	41,9	0	0,0	NE		NE	NE	NE	NE	NE	NE	NE	NE	NE	NE	NE	NE	NE	NE	NE	NE	NE	NE	NE	NE	NE
Vascular disorders	Hypertension	Male	396	62,7	0	0,0	363	58,1	4	1,1	*	Quasi-complete separation of data points detected.				WARNING: Negative of Hessian not positive definite.			0,00	Algorithm converged.	0,00	NE	0,0363	1,0000	>999,99	Algorithm converged.	0,00	NE
Vascular disorders	Hypertension	Female	236	37,3	0	0,0	262	41,9	7	2,7	*	Quasi-complete separation of data points detected.				ERROR: Error in computing the link function, its derivatives, or the variance function.			0,00	Algorithm converged.	0,00	NE	0,1791		>999,99	Algorithm converged.	0,00	NE
Vascular disorders	Hypertensive crisis	Male	396	62,7	0	0,0	363	58,1	0	0,0	*	Quasi-complete separation of data points detected.				WARNING: Negative of Hessian not positive definite.			NE	Algorithm converged.	NE	NE	0,1754	1,0000	NE	Algorithm converged.	NE	NE
Vascular disorders	Hypertensive crisis	Female	236	37,3	1	0,4	262	41,9	0	0,0	*	Quasi-complete separation of data points detected.				WARNING: Negative of Hessian not positive definite.			NE	Algorithm converged.	NE	NE	0,2920		NE	Algorithm converged.	NE	NE
Vascular disorders	Hypertensive urgency	Male	396	62,7	0	0,0	363	58,1	0	0,0	NE		NE	NE	NE	NE	NE	NE	NE	NE	NE	NE	NE	NE	NE	NE	NE	NE	NE	NE	NE	NE	NE
Vascular disorders	Hypertensive urgency	Female	236	37,3	0	0,0	262	41,9	2	0,8	*	Quasi-complete separation of data points detected.				ERROR: Error in computing the link function, its derivatives, or the variance function.			0,00	Algorithm converged.	0,00	NE	0,1791		>999,99	Algorithm converged.	0,00	NE
Vascular disorders	Hypotension	Male	396	62,7	0	0,0	363	58,1	0	0,0	NE		NE	NE	NE	NE	NE	NE	NE	NE	NE	NE	NE	NE	NE	NE	NE	NE	NE	NE	NE	NE	NE
Vascular disorders	Hypotension	Female	236	37,3	0	0,0	262	41,9	1	0,4	*	Quasi-complete separation of data points detected.				ERROR: Error in computing the link function, its derivatives, or the variance function.			0,00	Algorithm converged.	0,00	NE	0,3426		>999,99	Algorithm converged.	0,00	NE
Vascular disorders	Peripheral arterial occlusive disease	Male	396	62,7	1	0,3	363	58,1	1	0,3	0,92	Convergence criterion (GCONV=1E-8) satisfied.	0,06	14,71	0,001	Algorithm converged.	-0,008	0,007	0,92	Algorithm converged.	0,06	14,60	0,9509	0,3360	1,03	Algorithm converged.	0,07	17,38
Vascular disorders	Peripheral arterial occlusive disease	Female	236	37,3	0	0,0	262	41,9	1	0,4	*	Quasi-complete separation of data points detected.				ERROR: Error in computing the link function, its derivatives, or the variance function.			0,00	Algorithm converged.	0,00	NE	0,3426		>999,99	Algorithm converged.	0,00	NE
Vascular disorders	Peripheral vascular disorder	Male	396	62,7	1	0,3	363	58,1	0	0,0	*	Quasi-complete separation of data points detected.				WARNING: The relative Hessian convergence criterion of 50.428711952 is greater than the limit of 0.0001. The convergence is questionable.			NE	Algorithm converged.	NE	NE	0,3384	NE	NE	Algorithm converged.	NE	NE
Vascular disorders	Peripheral vascular disorder	Female	236	37,3	0	0,0	262	41,9	0	0,0	NE		NE	NE	NE	NE	NE	NE	NE	NE	NE	NE	NE	NE	NE	NE	NE	NE	NE	NE	NE	NE	NE
Vascular disorders	Thrombophlebitis superficial	Male	396	62,7	1	0,3	363	58,1	0	0,0	*	Quasi-complete separation of data points detected.				WARNING: The relative Hessian convergence criterion of 50.428711952 is greater than the limit of 0.0001. The convergence is questionable.			NE	Algorithm converged.	NE	NE	0,3384	NE	NE	Algorithm converged.	NE	NE
Vascular disorders	Thrombophlebitis superficial	Female	236	37,3	0	0,0	262	41,9	0	0,0	NE		NE	NE	NE	NE	NE	NE	NE	NE	NE	NE	NE	NE	NE	NE	NE	NE	NE	NE	NE	NE	NE

Only AEs of highest severity are counted.
Test for interaction based on RR (Log-binomial regression)
* indicates convergence problem. Result is uninterpretable.
Clinical cut-off: YOSEMITE 01NOV2021 and RHINE 28OCT2021

Program: root/global/globalshare/morse_macros/current/prod/program/t_ae_raw_soc.sas
Output: root/clinical_studies/RO6867461/CDT70122/share/ACE_pool_DME_CSR_Final/prod/output_saf_bc/t_ae_raw_soc_sg_WSEVAE_SERC_OCTNOV2021_DME.xls
15MAR2022 13:19

POPULATION: Safety-Evaluable Population B vs. C
ENDPOINT: Severe AEs throughout the Entire Study
MODEL: Unstratified analysis
STUDY: GR40349 & GR40398
Dichotomous Analysis by Subgroups (Safety)

Age

			Parsimab (PTJ) (N=632)			Aflibercept (N=425)			Parsimab (PTJ) vs. Aflibercept												Aflibercept vs. Parsimab (PTJ)				
			Patients	Patients with Event		Patients	Patients with Event		Odds Ratio					Absolute Risk Difference				Relative Risk					Relative Risk			
MedDRA System Organ Class	MedDRA Preferred Term	Level	n	%	n	%	n	%	Odds Ratio	Convergence Reason	95% Lower CL	95% Upper CL	Absolute Risk	Convergence Reason	95% Lower CL	95% Upper CL	Relative Risk	Convergence Reason	95% Lower CL	95% Upper CL	p-value (Cochran-Mantel-Haenszel)	Interaction Test p-value (likelihood ratio)	Relative Risk	Convergence Reason	95% Lower CL	95% Upper CL
Blood and lymphatic system disorders		< 65 years	352	55,7	0	0,0	362	57,3	2	0,0		Quasi-complete separation of data points detected.				ERROR: Error in computing the link function, its derivatives, or the variance function.			0,00	Algorithm converged.	0,00	NE	0,1628	0,0511	>999,99	Algorithm converged.	0,00	NE
Blood and lymphatic system disorders		>= 65 years	280	44,3	5	1,8	263	42,1	2	0,8	2,37	Convergence criterion (GCONV=1E-8) satisfied.	0,46	12,34	0,010	Algorithm converged.	-0,008	0,029	2,35	Algorithm converged.	0,46	12,00	0,2950		0,43	Algorithm converged.	0,08	2,18
Blood and lymphatic system disorders	Anaemia	< 65 years	352	55,7	0	0,0	362	57,3	1	0,3		Quasi-complete separation of data points detected.				ERROR: Error in computing the link function, its derivatives, or the variance function.			0,00	Algorithm converged.	0,00	NE	0,3241	0,1768	>999,99	Algorithm converged.	0,00	NE
Blood and lymphatic system disorders	Anaemia	>= 65 years	280	44,3	4	1,4	263	42,1	2	0,8	1,89	Convergence criterion (GCONV=1E-8) satisfied.	0,34	10,41	0,007	Algorithm converged.	-0,011	0,024	1,88	Algorithm converged.	0,35	10,17	0,4571		0,53	Algorithm converged.	0,10	2,88
Blood and lymphatic system disorders	Anaemia of chronic disease	< 65 years	352	55,7	0	0,0	362	57,3	1	0,3		Quasi-complete separation of data points detected.				ERROR: Error in computing the link function, its derivatives, or the variance function.			0,00	Algorithm converged.	0,00	NE	0,3241	NE	>999,99	Algorithm converged.	0,00	NE
Blood and lymphatic system disorders	Anaemia of chronic disease	>= 65 years	280	44,3	0	0,0	263	42,1	0	0,0	NE		NE	NE	NE	NE	NE	NE	NE	NE	NE	NE	NE		NE	NE	NE	NE
Blood and lymphatic system disorders	Lymphadenopathy mediastinal	< 65 years	352	55,7	0	0,0	362	57,3	0	0,0	NE		NE	NE	NE	NE	NE	NE	NE	NE	NE	NE	NE		NE	NE	NE	NE
Blood and lymphatic system disorders	Lymphadenopathy mediastinal	>= 65 years	280	44,3	1	0,4	263	42,1	0	0,0		Quasi-complete separation of data points detected.				WARNING: Negative of Hessian not positive definite.			NE	Algorithm converged.	NE	NE	0,3323		NE	Algorithm converged.	NE	NE
Cardiac disorders		< 65 years	352	55,7	13	3,7	362	57,3	13	3,3	1,12	Convergence criterion (GCONV=1E-8) satisfied.	0,50	2,49	0,004	Algorithm converged.	-0,023	0,031	1,11	Algorithm converged.	0,52	2,41	0,7835	0,8573	0,90	Algorithm converged.	0,42	1,94
Cardiac disorders		>= 65 years	280	44,3	20	7,1	263	42,1	21	8,0	0,89	Convergence criterion (GCONV=1E-8) satisfied.	0,47	1,68	-0,008	Algorithm converged.	-0,053	0,036	0,89	Algorithm converged.	0,50	1,61	0,7188		1,12	Algorithm converged.	0,62	2,01
Cardiac disorders	Acute coronary syndrome	< 65 years	352	55,7	1	0,3	362	57,3	0	0,0		Quasi-complete separation of data points detected.				WARNING: The relative Hessian convergence criterion of 52.752689443 is greater than the limit of 0.0001. The convergence is questionable.			NE	Algorithm converged.	NE	NE	0,3105	NE	NE	Algorithm converged.	NE	NE
Cardiac disorders	Acute coronary syndrome	>= 65 years	280	44,3	0	0,0	263	42,1	0	0,0	NE		NE	NE	NE	NE	NE	NE	NE	NE	NE	NE	NE		NE	NE	NE	NE
Cardiac disorders	Acute left ventricular failure	< 65 years	352	55,7	1	0,3	362	57,3	1	0,3	1,03	Convergence criterion (GCONV=1E-8) satisfied.	0,06	16,50	0,000	Algorithm converged.	-0,008	0,008	1,03	Algorithm converged.	0,06	16,38	0,9842	0,2921	0,97	Algorithm converged.	0,06	15,49
Cardiac disorders	Acute left ventricular failure	>= 65 years	280	44,3	0	0,0	263	42,1	0	0,0		Quasi-complete separation of data points detected.				ERROR: The mean parameter is either invalid or at a limit of its range for some observations.			0,00	Algorithm converged.	0,00	NE	0,3022		>999,99	Algorithm converged.	0,00	NE
Cardiac disorders	Acute myocardial infarction	< 65 years	352	55,7	4	1,1	362	57,3	1	0,3	4,15	Convergence criterion (GCONV=1E-8) satisfied.	0,46	37,31	0,009	Algorithm converged.	-0,004	0,021	4,11	Algorithm converged.	0,46	36,62	0,1685	0,0778	0,24	Algorithm converged.	0,03	2,16
Cardiac disorders	Acute myocardial infarction	>= 65 years	280	44,3	1	0,4	263	42,1	1	0,4	0,91	Convergence criterion (GCONV=1E-8) satisfied.	0,03	3,01	-0,000	Algorithm converged.	-0,022	0,007	0,91	Algorithm converged.	0,03	2,99	0,2884		0,19	Algorithm converged.	0,03	30,51
Cardiac disorders	Angina pectoris	< 65 years	352	55,7	0	0,0	362	57,3	1	0,3		Quasi-complete separation of data points detected.				ERROR: Error in computing the link function, its derivatives, or the variance function.			0,00	Algorithm converged.	0,00	NE	0,3241	0,1012	>999,99	Algorithm converged.	0,00	NE
Cardiac disorders	Angina pectoris	>= 65 years	280	44,3	0	0,0	263	42,1	0	0,0		Quasi-complete separation of data points detected.				WARNING: Negative of Hessian not positive definite.			NE	Algorithm converged.	NE	NE	0,3323		NE	Algorithm converged.	NE	NE
Cardiac disorders	Angina unstable	< 65 years	352	55,7	0	0,0	362	57,3	0	0,0	NE		NE	NE	NE	NE	NE	NE	NE	NE	NE	NE	NE		NE	NE	NE	NE
Cardiac disorders	Angina unstable	>= 65 years	280	44,3	1	0,4	263	42,1	0	0,0		Quasi-complete separation of data points detected.				WARNING: Negative of Hessian not positive definite.			NE	Algorithm converged.	NE	NE	0,3323		NE	Algorithm converged.	NE	NE
Cardiac disorders	Arrhythmia	< 65 years	352	55,7	0	0,0	362	57,3	0	0,0	NE		NE	NE	NE	NE	NE	NE	NE	NE	NE	NE	1,0000		NE	NE	NE	NE
Cardiac disorders	Arrhythmia	>= 65 years	280	44,3	1	0,4	263	42,1	1	0,4	0,94	Convergence criterion (GCONV=1E-8) satisfied.	0,06	15,09	0,000	Algorithm converged.	-0,010	0,010	0,94	Algorithm converged.	0,06	14,94	0,9644		1,06	Algorithm converged.	0,07	16,93
Cardiac disorders	Atrial fibrillation	< 65 years	352	55,7	1	0,3	362	57,3	0	0,0		Quasi-complete separation of data points detected.				WARNING: The relative Hessian convergence criterion of 52.752689443 is greater than the limit of 0.0001. The convergence is questionable.			NE	Algorithm converged.	NE	NE	0,3105	1,0000	NE	Algorithm converged.	NE	NE
Cardiac disorders	Atrial fibrillation	>= 65 years	280	44,3	1	0,4	263	42,1	0	0,0		Quasi-complete separation of data points detected.				WARNING: Negative of Hessian not positive definite.			NE	Algorithm converged.	NE	NE	0,3323		NE	Algorithm converged.	NE	NE
Cardiac disorders	Atrioventricular block	< 65 years	352	55,7	0	0,0	362	57,3	0	0,0	NE		NE	NE	NE	NE	NE	NE	NE	NE	NE	NE	NE		NE	NE	NE	NE
Cardiac disorders	Atrioventricular block	>= 65 years	280	44,3	0	0,0	263	42,1	0	0,0		Quasi-complete separation of data points detected.				ERROR: The mean parameter is either invalid or at a limit of its range for some observations.			0,00	Algorithm converged.	0,00	NE	0,3022		>999,99	Algorithm converged.	0,00	NE
Cardiac disorders	Atrioventricular block complete	< 65 years	352	55,7	1	0,3	362	57,3	0	0,0		Quasi-complete separation of data points detected.				WARNING: The relative Hessian convergence criterion of 60.288787935 is greater than the limit of 0.0001. The convergence is questionable.			NE	Algorithm converged.	NE	NE	0,3105	0,0904	NE	Algorithm converged.	NE	NE
Cardiac disorders	Atrioventricular block complete	>= 65 years	280	44,3	0	0,0	263	42,1	0	0,0		Quasi-complete separation of data points detected.				ERROR: The mean parameter is either invalid or at a limit of its range for some observations.			0,00	Algorithm converged.	0,00	NE	0,3022		>999,99	Algorithm converged.	0,00	NE
Cardiac disorders	Atrioventricular block second degree	< 65 years	352	55,7	0	0,0	362	57,3	0	0,0	NE		NE	NE	NE	NE	NE	NE	NE	NE	NE	NE	NE		NE	NE	NE	NE
Cardiac disorders	Atrioventricular block second degree	>= 65 years	280	44,3	0	0,0	263	42,1	0	0,0		Quasi-complete separation of data points detected.				ERROR: The mean parameter is either invalid or at a limit of its range for some observations.			0,00	Algorithm converged.	0,00	NE	0,3022		>999,99	Algorithm converged.	0,00	NE
Cardiac disorders	Cardiac arrest	< 65 years	352	55,7	0	0,0	362	57,3	1	0,3		Quasi-complete separation of data points detected.				ERROR: Error in computing the link function, its derivatives, or the variance function.			0,00	Algorithm converged.	0,00	NE	0,3241	0,1012	>999,99	Algorithm converged.	0,00	NE
Cardiac disorders	Cardiac arrest	>= 65 years	280	44,3	1	0,4	263	42,1	0	0,0		Quasi-complete separation of data points detected.				WARNING: Negative of Hessian not positive definite.			NE	Algorithm converged.	NE	NE	0,3323		NE	Algorithm converged.	NE	NE
Cardiac disorders	Cardiac failure	< 65 years	352	55,7	2	0,6	362	57,3	1	0,3	2,06	Convergence criterion (GCONV=1E-8) satisfied.	0,29	22,85	0,003	Algorithm converged.	-0,007	0,012	2,06	Algorithm converged.	0,29	22,58	0,5468	0,8513	0,49	Algorithm converged.	0,04	5,34
Cardiac disorders	Cardiac failure	>= 65 years	280	44,3	3	1,1	263	42,1	1	0,4	2,84	Convergence criterion (GCONV=1E-8) satisfied.	0,29	27,45	0,007	Algorithm converged.	-0,005	0,021	2,82	Algorithm converged.	0,29	26,92	0,3470		0,35	Algorithm converged.	0,04	3,39
Cardiac disorders	Cardiac failure chronic	< 65 years	352	55,7	0	0,0	362	57,3	1	0,3		Quasi-complete separation of data points detected.				ERROR: Error in computing the link function, its derivatives, or the variance function.			0,00	Algorithm converged.	0,00	NE	0,3241	NE	>999,99	Algorithm converged.	0,00	NE
Cardiac disorders	Cardiac failure chronic	>= 65 years	280	44,3	0	0,0	263	42,1	0	0,0	NE		NE	NE	NE	NE	NE	NE	NE	NE	NE	NE	NE		NE	NE	NE	NE
Cardiac disorders	Cardiac failure congestive	< 65 years	352	55,7	3	0,9	362	57,3	2	0,6	1,55	Convergence criterion (GCONV=1E-8) satisfied.	0,26	9,32	0,003	Algorithm converged.	-0,009	0,015	1,54	Algorithm converged.	0,26	9,18	0,6313	0,5047	0,65	Algorithm converged.	0,11	3,86
Cardiac disorders	Cardiac failure congestive	>= 65 years	280	44,3	4	1,4	263	42,1	4	1,5	0,70	Convergence criterion (GCONV=1E-8) satisfied.	0,16	3,16	-0,004	Algorithm converged.	-0,024	0,015	0,70	Algorithm converged.	0,16	3,12	0,6429		1,42	Algorithm converged.	0,32	6,28
Cardiac disorders	Cardio-respiratory arrest	< 65 years	352	55,7	0	0,0	362	57,3	0	0,0	NE		NE	NE	NE	NE	NE	NE	NE	NE	NE	NE	NE		NE	NE	NE	NE
Cardiac disorders	Cardio-respiratory arrest	>= 65 years	280	44,3	0	0,0	263	42,1	0	0,0		Quasi-complete separation of data points detected.				ERROR: The mean parameter is either invalid or at a limit of its range for some observations.			0,00	Algorithm converged.	0,00	NE	0,3022		>999,99	Algorithm converged.	0,00	NE
Cardiac disorders	Cardiopulmonary failure	< 65 years	352	55,7	0	0,0	362	57,3	0	0,0	NE		NE	NE	NE	NE	NE	NE	NE	NE	NE	NE	NE		NE	NE	NE	NE
Cardiac disorders	Cardiopulmonary failure	>= 65 years	280	44,3	1	0,4	263	42,1	0	0,0		Quasi-complete separation of data points detected.				WARNING: Negative of Hessian not positive definite.			NE	Algorithm converged.	NE	NE	0,3323		NE	Algorithm converged.	NE	NE
Cardiac disorders	Cardiovascular disorder	< 65 years	352	55,7	0	0,0	362	57,3	0	0,0	NE		NE	NE	NE	NE	NE	NE	NE	NE	NE	NE	NE		NE	NE	NE	NE
Cardiac disorders	Cardiovascular disorder	>= 65 years	280	44,3	1	0,4	263	42,1	0	0,0		Quasi-complete separation of data points detected.				WARNING: Negative of Hessian not positive definite.			NE	Algorithm converged.	NE	NE	0,3323		NE	Algorithm converged.	NE	NE
Cardiac disorders	Chronic left ventricular failure	< 65 years	352	55,7	1	0,3	362	57,3	0	0,0		Quasi-complete separation of data points detected.				WARNING: The relative Hessian convergence criterion of 52.752689443 is greater than the limit of 0.0001. The convergence is questionable.			NE	Algorithm converged.	NE	NE	0,3105	NE	NE	Algorithm converged.	NE	NE
Cardiac disorders	Chronic left ventricular failure	>= 65 years	280	44,3	0	0,0	263	42,1	0	0,0	NE		NE	NE	NE	NE	NE	NE	NE	NE	NE	NE	NE		NE	NE	NE	NE
Cardiac disorders	Coronary artery disease	< 65 years	352	55,7	1	0,3	362	57,3	1	0,3	0,74	Convergence criterion (GCONV=1E-8) satisfied.	0,04	3,29	-0,003	Algorithm converged.	-0,016	0,005	0,74	Algorithm converged.	0,04	3,28	0,3300	0,3158	2,92	Algorithm converged.	0,30	27,91
Cardiac disorders	Coronary artery disease	>= 65 years	280	44,3	3	1,1	263	42,1	2	0,8	1,41	Convergence criterion (GCONV=1E-8) satisfied.	0,23	8,52	0,003	Algorithm converged.	-0,013	0,019	1,41	Algorithm converged.	0,24	8,37	0,7048		0,71	Algorithm converged.	0,12	4,21
Cardiac disorders	Hypertensive heart disease	< 65 years	352	55,7	0	0,0	362	57,3	1	0,3		Quasi-complete separation of data points detected.				ERROR: Error in computing the link function, its derivatives, or the variance function.			0,00	Algorithm converged.	0,00	NE	0,3241	NE	>999,99	Algorithm converged.	0,00	NE
Cardiac disorders	Hypertensive heart disease	>= 65 years	280	44,3	0	0,0	263	42,1	0	0,0	NE		NE	NE	NE	NE	NE	NE	NE	NE	NE	NE	NE		NE	NE	NE	NE
Cardiac disorders	Ischaemic cardiomyopathy	< 65 years	352	55,7	0	0,0	362	57,3	0	0,0	NE		NE	NE	NE	NE	NE	NE	NE	NE	NE	NE	NE		NE	NE	NE	NE
Cardiac disorders	Ischaemic cardiomyopathy	>= 65 years	280	44,3	0	0,0	263	42,1	0	0,0	NE		NE	NE	NE	NE	NE	NE	NE	NE	NE	NE	NE		NE	NE	NE	NE
Cardiac disorders	Myocardial infarction	< 65 years	352	55,7	2	0,6	362	57,3	4	1,1	0,51	Convergence criterion (GCONV=1E-8) satisfied.	0,09	2,81	-0,003	Algorithm converged.	-0,010	0,008	0,51	Algorithm converged.	0,09	2,73	0,4324	0,3376	1,24	Algorithm converged.	0,36	10,55
Cardiac disorders	Myocardial infarction	>= 65 years	280	44,3	4	1,4	263	42,1	3	1,1	1,43	Convergence criterion (GCONV=1E-8) satisfied.	0,40	5,08	0,006	Algorithm converged.	-0,016	0,025	1,41	Algorithm converged.	0,41	5,04	0,5904		1,73	Algorithm converged.	0,25	7,49
Cardiac disorders	Pericardial effusion	< 65 years	352	55,7	0	0,0	362	57,3	0	0,0	NE		NE	NE	NE	NE	NE	NE	NE	NE	NE	NE	NE		NE	NE	NE	NE
Cardiac disorders	Pericardial effusion	>= 65 years	280	44,3	0	0,0	263	42,1	0	0,0		Quasi-complete separation of data points detected.				ERROR: The mean parameter is either invalid or at a limit of its range for some observations.			0,00	Algorithm converged.	0,00	NE	0,3022		>999,99	Algorithm converged.	0,00	NE
Cardiac disorders	Ventricular fibrillation	< 65 years	352	55,7	0	0,0	362	57,3	0	0,0	NE		NE	NE	NE	NE	NE	NE	NE	NE	NE	NE	NE		NE	NE	NE	NE
Cardiac disorders	Ventricular fibrillation	>= 65 years	280	44,3	0	0,0	263	42,1	0	0,0		Quasi-complete separation of data points detected.				ERROR: The mean parameter is either invalid or at a limit of its range for some observations.			0,00	Algorithm converged.	0,00	NE	0,3022		>999,99	Algorithm converged.	0,00	NE
Endocrine disorders		< 65 years	352	55,7	0	0,0	362	57,3	0	0,0	NE		NE	NE	NE	NE	NE	NE	NE	NE	NE	NE	NE		NE	NE	NE	NE
Endocrine disorders		>= 65 years	280	44,3	0	0,0	263	42,1	0	0,0		Quasi-complete separation of data points detected.				ERROR: The mean parameter is either invalid or at a limit of its range for some observations.			0,00	Algorithm converged.	0,00	NE	0,3022		>999,99	Algorithm converged.	0,00	NE
Endocrine disorders	Hyperplasia adrenal	< 65 years	352	55,7	0	0,0	362	57,3	0	0,0	NE		NE	NE	NE	NE	NE	NE	NE	NE	NE	NE	NE		NE	NE	NE	NE
Endocrine disorders	Hyperplasia adrenal	>= 65 years	280	44,3	0	0,0	263	42,1	0	0,0		Quasi-complete separation of data points detected.				ERROR: The mean parameter is either invalid or at a limit of its range for some observations.			0,00	Algorithm converged.	0,00	NE	0,3022		>999,99	Algorithm converged.	0,00	NE
Eye disorders		< 65 years	352	55,7	13	3,7	362	57,3	13	3,3	1,03	Convergence criterion (GCONV=1E-8) satisfied.	0,47	3,25	0,001	Algorithm converged.	-0,026	0,025	1,03	Algorithm converged.	0,48	3,19	0,9420	0,4561	0,97	Algorithm converged.	0,46	2,07
Eye disorders		>= 65 years	280	44,3	12	4,3	263	42,1	9	3,4	1,44	Convergence criterion (GCONV=1E-8) satisfied.	0,63	4,22	0,016	Algorithm converged.	-0,014	0,047	1,41	Algorithm converged.	0,64	4,03	0,3038		0,62	Algorithm converged.	0,25	1,55
Eye disorders	Angle closure glaucoma	< 65 years	352	55,7	0	0,0	362	57,3	1	0,3		Quasi-complete separation of data points detected.				ERROR: Error in computing the link function, its derivatives, or the variance function.			0,00	Algorithm converged.	0,00	NE	0,3241	0,1012	>999,99	Algorithm converged.	0,00	NE
Eye disorders	Angle closure glaucoma	>= 65 years	280	44,3	1	0,4	263	42,1	0	0,0		Quasi-complete separation of data points detected.				WARNING: Negative of Hessian not positive definite.			NE	Algorithm converged.	NE	NE	0,3323		NE	Algorithm converged.	NE	NE
Eye disorders	Cataract	< 65 years	352	55,7	2	0,6	362	57,3	1	0,3	2,06	Convergence criterion (GCONV=1E-8) satisfied.	0,29	22,85	0,003	Algorithm converged.	-0,007	0,012	2,06	Algorithm converged.	0,29	22,58	0,5468	0,3079	0,49	Algorithm converged.	0,04	5,34
Eye disorders	Cataract	>= 65 years	280	44,3	2	0,7	263	42,1	6	2,3	0,27	Convergence criterion (GCONV=1E-8) satisfied.	0,08	2,56	-0,008	Algorithm converged.	-0,026	0,010	0,27	Algorithm converged.	0,09	2,54	0,3693		0,13	Algorithm converged.	0,09	11,53
Eye disorders	Cataract nuclear	< 65 years	352	55,7	0	0,0	362	57,3	0	0,0		Quasi-complete separation of data points detected.				ERROR: Error in computing the link function, its derivatives, or the variance function.			0,00	Algorithm converged.	0,00	NE	0,3241		>999,99	Algorithm converged.	0,00	NE
Eye disorders	Cataract nuclear	>= 65 years	280	44,3	0	0,0	263	42,1	0	0,0	NE		NE	NE	NE	NE	NE	NE	NE	NE	NE	NE	NE		NE	NE	NE	NE
Eye disorders	Diabetic eye disease	< 65 years	352	55,7	0	0,0	362	57,3	0	0,0	NE		NE	NE	NE	NE	NE	NE	NE	NE	NE	NE	NE		NE	NE	NE	NE
Eye disorders	Diabetic eye disease	>= 65 years	280	44,3	1	0,4	263	42,1	0	0,0		Quasi-complete separation of data points detected.				WARNING: Negative of Hessian not positive definite.			NE	Algorithm converged.	NE	NE	0,3323		NE	Algorithm converged.	NE	NE
Eye disorders	Diabetic retinal oedema	< 65 years	352	55,7	1	0,3	362	57,3	1	0,3	1,03	Convergence criterion (GCONV=1E-8) satisfied.	0,06	16,50	0,000	Algorithm converged.	-0,008	0,008	1,03	Algorithm converged.	0,06	16,38	0,9842	0,3201	0,97	Algorithm converged.	0,06	15,49
Eye disorders	Diabetic retinal oedema	>= 65 years	280	44,3	1	0,4	263	42,1	0	0,0		Quasi-complete separation of data points detected.				WARNING: Negative of Hessian not positive definite.			NE	Algorithm converged.	NE	NE	0,3323		NE	Algorithm converged.	NE	NE
Eye disorders	Diabetic retinopathy	< 65 years	352	55,7	2	0,6	362	57,3	1	0,3	2,06	Convergence criterion (GCONV=1E-8) satisfied.	0,29	22,85	0,003	Algorithm converged.	-0,007	0,012	2,06	Algorithm converged.	0,29	22,58	0,5468	0,8733	0,49	Algorithm converged.	0,04	5,34
Eye disorders	Diabetic retinopathy	>= 65 years	280	44,3	1	0,4	263	42,1	1	0,4	0,94	Convergence criterion (GCONV=1E-8) satisfied.	0,06	15,09	0,000	Algorithm converged.	-0,010	0,010	0,94	Algorithm converged.	0,06	14,94	0,9644		1,06	Algorithm converged.	0,07	16,93
Eye disorders	Eye haemorrhage	< 65 years	352	55,7	1	0,3	362	57,3	0	0,0		Quasi-complete separation of data points detected.				WARNING: The relative Hessian convergence criterion of 52.752689443 is greater than the limit of 0.0001. The convergence is questionable.			NE	Algorithm converged.	NE	NE	0,3105	NE	NE	Algorithm converged.	NE	NE
Eye disorders	Eye haemorrhage	>= 65 years	280	44,3	0	0,0	263	42,1	0	0,0	NE		NE	NE	NE	NE	NE	NE	NE	NE	NE	NE	NE		NE	NE	NE	NE
Eye disorders	Eye pain	< 65 years	352	55,7	0	0,0	362	57,3	0	0,0	NE		NE	NE	NE	NE	NE	NE	NE	NE	NE	NE	NE		NE	NE	NE	NE
Eye disorders	Eye pain	>= 65 years	280	44,3	0	0,0	263	42,1	0	0,0	NE		NE	NE	NE	NE	NE	NE	NE	NE	NE	NE	NE		NE	NE	NE	NE
Eye disorders	Glaucoma	< 65 years	352	55,7	0	0,0	362	57,3	1	0,3		Quasi-complete separation of data points detected.				ERROR: Error in computing the link function, its derivatives, or the variance function.			0,00	Algorithm converged.	0,00	NE	0,3241	0,2003	>999,99	Algorithm converged.	0,00	NE
Eye disorders	Glaucoma	>= 65 years	280	44,3	5	1,8	263	42,1	4	1,5	1,88	Convergence criterion (GCONV=1E-8) satisfied.	0,17	29,91	0,002	Algorithm converged.	-0,009	0,016	1,88	Algorithm converged.	0,17	29,60	0,6092		0,53	Algorithm converged.	0,05	5,84
Eye disorders	Iris neovascularisation	< 65 years	352	55,7	0	0,0	362	57,3	0	0,0	NE		NE	NE	NE	NE	NE	NE	NE	NE	NE	NE	NE		NE	NE	NE	NE
Eye disorders	Iris neovascularisation	>= 65 years	280	44,3	1	0,4	263	42,1	0	0,0		Quasi-complete separation of data points detected.				WARNING: Negative of Hessian not positive definite.			NE	Algorithm converged.	NE	NE	0,3323		NE	Algorithm converged.	NE	NE
Eye disorders	Lacrimation increased	< 65 years	352	55,7	0	0,0	362	57,3	0	0,0		Quasi-complete separation of data points detected.				ERROR: Error in computing the link function, its derivatives, or the variance function.			0,00	Algorithm converged.	0,00	NE	0,3241	NE	>999,99	Algorithm converged.	0,00	NE
Eye disorders	Lacrimation increased	>= 65 years	280	44,3	0	0,0	263	42,1	0	0,0	NE		NE	NE	NE	NE	NE	NE	NE	NE	NE	NE	NE		NE	NE	NE	NE
Eye disorders	Macular fibrosis	< 65 years	352	55,7	0	0,0	362	57,3	0	0,0		Quasi-complete separation of data points detected.				ERROR: Error in computing the link function, its derivatives, or the variance function.			0,00	Algorithm converged.	0,00	NE	0,3241	NE	>999,99	Algorithm converged.	0,00	NE
Eye disorders	Macular fibrosis	>= 65 years	280	44,3	0	0,0	263	42,1	0	0,0	NE		NE	NE	NE	NE	NE	NE	NE	NE	NE	NE	NE		NE	NE	NE	NE
Eye disorders	Macular oedema	< 65 years	352	55,7	1	0,3	362	57,3	0	0,0		Quasi-complete separation of data points detected.				WARNING: The relative Hessian convergence criterion of 52.752689443 is greater than the limit of 0.0001. The convergence is questionable.			NE	Algorithm converged.	NE	NE	0,3105	NE	NE	Algorithm converged.	NE	NE
Eye disorders	Macular oedema	>= 65 years	280	44,3	0	0,0	263	42,1	0	0,0	NE		NE	NE	NE	NE	NE	NE	NE	NE	NE	NE	NE		NE	NE	NE	NE
Eye disorders	Ocular ischaemic syndrome	< 65 years	352	55,7	0	0,0	362	57,3	0	0,0	NE		NE	NE	NE	NE	NE	NE	NE	NE	NE	NE	NE		NE	NE	NE	NE
Eye disorders	Ocular ischaemic syndrome	>= 65 years	280	44,3	1	0,4	263	42,1	0	0,0		Quasi-complete separation of data points detected.				WARNING: Negative of Hessian not positive definite.			NE	Algorithm converged.	NE	NE	0,3323		NE	Algorithm converged.	NE	NE
Eye disorders	Open angle glaucoma	< 65 years	352	55,7	0	0,0	362	57,3	1	0,3		Quasi-complete separation of data points detected.				ERROR: Error in computing the link function, its derivatives, or the variance function.			0,00	Algorithm converged.	0,00	NE	0,3241	0,1012	>999,99	Algorithm converged.	0,00	NE
Eye disorders	Open angle glaucoma	>= 65 years	280	44,3	1	0,4	263	42,1	0	0,0		Quasi-complete separation of data points detected.				WARNING: Negative of Hessian not positive definite.			NE	Algorithm converged.	NE	NE	0,3323		NE	Algorithm converged.	NE	NE
Eye disorders	Punctate keratitis	< 65 years	352	55,7	0	0,0	362	57,3	0	0,0	NE		NE	NE	NE	NE	NE	NE	NE	NE	NE	NE	NE		NE	NE	NE	NE
Eye disorders	Punctate keratitis	>= 65 years	280	44,3	1	0,4	263	42,1	0	0,0		Quasi-complete separation of data points detected.				WARNING: Negative of Hessian not positive definite.			NE	Algorithm converged.	NE	NE	0,3323		NE	Algorithm converged.	NE	NE
Eye disorders	Retinal artery occlusion	< 65 years	352

Eye disorders	Retinal neovascularisation	< 65 years	352	55,7	0	0,0	362	57,9	1	0,3		*	Quasi-complete separation of data points detected.				*	ERROR: Error in computing the link function, its derivatives, or the variance function.			0,00		Algorithm converged.	0,00	NE	0,3241	NE	>999.99		Algorithm converged.	0,00	NE
Eye disorders	Retinal neovascularisation	>= 65 years	280	44,3	0	0,0	263	42,1	0	0,0	NE			NE	NE	NE		NE	NE	NE	NE		NE	NE	NE	NE		NE		NE	NE	NE
Eye disorders	Retinal vein occlusion	< 65 years	352	55,7	1	0,3	362	57,9	0	0,0		*	Quasi-complete separation of data points detected.				*	WARNING: The relative Hessian convergence criterion of 52.752689443 is greater than the limit of 0.0001. The convergence is questionable.			NE		Algorithm converged.	NE	NE	0,3105	1,0000	NE		Algorithm converged.	NE	NE
Eye disorders	Retinal vein occlusion	>= 65 years	280	44,3	1	0,4	263	42,1	0	0,0		*	Quasi-complete separation of data points detected.				*	WARNING: Negative of Hessian not positive definite.			NE		Algorithm converged.	NE	NE	0,3325		NE		Algorithm converged.	NE	NE
Eye disorders	Uveitic glaucoma	< 65 years	352	55,7	1	0,3	362	57,9	0	0,0		*	Quasi-complete separation of data points detected.				*	WARNING: The relative Hessian convergence criterion of 52.752689443 is greater than the limit of 0.0001. The convergence is questionable.			NE		Algorithm converged.	NE	NE	0,3105	NE	NE		Algorithm converged.	NE	NE
Eye disorders	Uveitic glaucoma	>= 65 years	280	44,3	0	0,0	263	42,1	0	0,0	NE			NE	NE	NE		NE	NE	NE	NE		NE	NE	NE	NE		NE		NE	NE	NE
Eye disorders	Uveitis	< 65 years	352	55,7	3	0,9	362	57,9	0	0,0		*	Quasi-complete separation of data points detected.				*	WARNING: Negative of Hessian not positive definite.			NE		Algorithm converged.	NE	NE	0,0786	1,0000	NE		Algorithm converged.	NE	NE
Eye disorders	Uveitis	>= 65 years	280	44,3	1	0,4	263	42,1	0	0,0		*	Quasi-complete separation of data points detected.				*	WARNING: Negative of Hessian not positive definite.			NE		Algorithm converged.	NE	NE	0,3325		NE		Algorithm converged.	NE	NE
Eye disorders	Visual acuity reduced	< 65 years	352	55,7	1	0,3	362	57,9	0	0,0		*	Quasi-complete separation of data points detected.				*	WARNING: The relative Hessian convergence criterion of 52.752689443 is greater than the limit of 0.0001. The convergence is questionable.			NE		Algorithm converged.	NE	NE	0,3105	1,0000	NE		Algorithm converged.	NE	NE
Eye disorders	Visual acuity reduced	>= 65 years	280	44,3	1	0,4	263	42,1	0	0,0		*	Quasi-complete separation of data points detected.				*	WARNING: Negative of Hessian not positive definite.			NE		Algorithm converged.	NE	NE	0,3325		NE		Algorithm converged.	NE	NE
Eye disorders	Vitreous haemorrhage	< 65 years	352	55,7	0	0,0	362	57,9	1	0,3		*	Quasi-complete separation of data points detected.				*	ERROR: Error in computing the link function, its derivatives, or the variance function.			0,00		Algorithm converged.	0,00	NE	0,3241	0,1012	>999.99		Algorithm converged.	0,00	NE
Eye disorders	Vitreous haemorrhage	>= 65 years	280	44,3	1	0,4	263	42,1	0	0,0		*	Quasi-complete separation of data points detected.				*	WARNING: Negative of Hessian not positive definite.			NE		Algorithm converged.	NE	NE	0,3325		NE		Algorithm converged.	NE	NE
Gastrointestinal disorders		< 65 years	352	55,7	3	0,9	362	57,9	2	0,6	1,55		Convergence criterion (GCONV=1E-8) satisfied.	0,26	9,32	0,003		Algorithm converged.	-0,009	0,015	1,54		Algorithm converged.	0,26	9,18	0,6313	0,4123	0,65		Algorithm converged.	0,11	3,86
Gastrointestinal disorders		>= 65 years	280	44,3	4	1,4	263	42,1	6	2,3	0,62		Convergence criterion (GCONV=1E-8) satisfied.	0,17	2,22	-0,009		Algorithm converged.	-0,031	0,014	0,63		Algorithm converged.	0,18	2,19	0,4605		1,60		Algorithm converged.	0,46	5,60
Gastrointestinal disorders	Abdominal pain upper	< 65 years	352	55,7	0	0,0	362	57,9	0	0,0	NE			NE	NE	NE		NE	NE	NE	NE		NE	NE	NE	NE	NE	NE		NE	NE	NE
Gastrointestinal disorders	Abdominal pain upper	>= 65 years	280	44,3	0	0,0	263	42,1	1	0,4		*	Quasi-complete separation of data points detected.				*	ERROR: The mean parameter is either invalid or at a limit of its range for some observations.			0,00		Algorithm converged.	0,00	NE	0,3022		>999.99		Algorithm converged.	0,00	NE
Gastrointestinal disorders	Ascites	< 65 years	352	55,7	1	0,3	362	57,9	0	0,0		*	Quasi-complete separation of data points detected.				*	WARNING: The relative Hessian convergence criterion of 60.288787935 is greater than the limit of 0.0001. The convergence is questionable.			NE		Algorithm converged.	NE	NE	0,3105	NE	NE		Algorithm converged.	NE	NE
Gastrointestinal disorders	Ascites	>= 65 years	280	44,3	0	0,0	263	42,1	0	0,0	NE			NE	NE	NE		NE	NE	NE	NE		NE	NE	NE	NE		NE		NE	NE	NE
Gastrointestinal disorders	Colitis	< 65 years	352	55,7	1	0,3	362	57,9	0	0,0		*	Quasi-complete separation of data points detected.				*	WARNING: The relative Hessian convergence criterion of 52.752689443 is greater than the limit of 0.0001. The convergence is questionable.			NE		Algorithm converged.	NE	NE	0,3105	0,0904	NE		Algorithm converged.	NE	NE
Gastrointestinal disorders	Colitis	>= 65 years	280	44,3	0	0,0	263	42,1	1	0,4		*	Quasi-complete separation of data points detected.				*	ERROR: The mean parameter is either invalid or at a limit of its range for some observations.			0,00		Algorithm converged.	0,00	NE	0,3022		>999.99		Algorithm converged.	0,00	NE
Gastrointestinal disorders	Colitis ulcerative	< 65 years	352	55,7	0	0,0	362	57,9	0	0,0	NE			NE	NE	NE		NE	NE	NE	NE		NE	NE	NE	NE	NE	NE		NE	NE	NE
Gastrointestinal disorders	Colitis ulcerative	>= 65 years	280	44,3	1	0,4	263	42,1	0	0,0		*	Quasi-complete separation of data points detected.				*	WARNING: Negative of Hessian not positive definite.			NE		Algorithm converged.	NE	NE	0,3325		NE		Algorithm converged.	NE	NE
Gastrointestinal disorders	Constipation	< 65 years	352	55,7	0	0,0	362	57,9	0	0,0	NE			NE	NE	NE		NE	NE	NE	NE		NE	NE	NE	NE	NE	NE		NE	NE	NE
Gastrointestinal disorders	Constipation	>= 65 years	280	44,3	0	0,0	263	42,1	1	0,4		*	Quasi-complete separation of data points detected.				*	ERROR: The mean parameter is either invalid or at a limit of its range for some observations.			0,00		Algorithm converged.	0,00	NE	0,3022		>999.99		Algorithm converged.	0,00	NE
Gastrointestinal disorders	Diabetic gastroparesis	< 65 years	352	55,7	1	0,3	362	57,9	0	0,0		*	Quasi-complete separation of data points detected.				*	WARNING: The relative Hessian convergence criterion of 52.752689443 is greater than the limit of 0.0001. The convergence is questionable.			NE		Algorithm converged.	NE	NE	0,3105	NE	NE		Algorithm converged.	NE	NE
Gastrointestinal disorders	Diabetic gastroparesis	>= 65 years	280	44,3	0	0,0	263	42,1	0	0,0	NE			NE	NE	NE		NE	NE	NE	NE		NE	NE	NE	NE		NE		NE	NE	NE
Gastrointestinal disorders	Diarrhoea	< 65 years	352	55,7	0	0,0	362	57,9	0	0,0	NE			NE	NE	NE		NE	NE	NE	NE		NE	NE	NE	NE	NE	NE		NE	NE	NE
Gastrointestinal disorders	Diarrhoea	>= 65 years	280	44,3	1	0,4	263	42,1	0	0,0		*	Quasi-complete separation of data points detected.				*	WARNING: Negative of Hessian not positive definite.			NE		Algorithm converged.	NE	NE	0,3325		NE		Algorithm converged.	NE	NE
Gastrointestinal disorders	Gastrointestinal haemorrhage	< 65 years	352	55,7	0	0,0	362	57,9	0	0,0	NE			NE	NE	NE		NE	NE	NE	NE		NE	NE	NE	NE	NE	NE		NE	NE	NE
Gastrointestinal disorders	Gastrointestinal haemorrhage	>= 65 years	280	44,3	2	0,7	263	42,1	0	0,0		*	Quasi-complete separation of data points detected.				*	WARNING: Negative of Hessian not positive definite.			NE		Algorithm converged.	NE	NE	0,1701		NE		Algorithm converged.	NE	NE
Gastrointestinal disorders	Gastrooesophageal reflux disease	< 65 years	352	55,7	0	0,0	362	57,9	1	0,3		*	Quasi-complete separation of data points detected.				*	ERROR: Error in computing the link function, its derivatives, or the variance function.			0,00		Algorithm converged.	0,00	NE	0,3241	NE	>999.99		Algorithm converged.	0,00	NE
Gastrointestinal disorders	Gastrooesophageal reflux disease	>= 65 years	280	44,3	0	0,0	263	42,1	0	0,0	NE			NE	NE	NE		NE	NE	NE	NE		NE	NE	NE	NE		NE		NE	NE	NE
Gastrointestinal disorders	Haemorrhoids thrombosed	< 65 years	352	55,7	1	0,3	362	57,9	0	0,0		*	Quasi-complete separation of data points detected.				*	WARNING: The relative Hessian convergence criterion of 52.752689443 is greater than the limit of 0.0001. The convergence is questionable.			NE		Algorithm converged.	NE	NE	0,3105	NE	NE		Algorithm converged.	NE	NE
Gastrointestinal disorders	Haemorrhoids thrombosed	>= 65 years	280	44,3	0	0,0	263	42,1	0	0,0	NE			NE	NE	NE		NE	NE	NE	NE		NE	NE	NE	NE		NE		NE	NE	NE
Gastrointestinal disorders	Intestinal ischaemia	< 65 years	352	55,7	0	0,0	362	57,9	0	0,0	NE			NE	NE	NE		NE	NE	NE	NE		NE	NE	NE	NE	NE	NE		NE	NE	NE
Gastrointestinal disorders	Intestinal ischaemia	>= 65 years	280	44,3	0	0,0	263	42,1	1	0,4		*	Quasi-complete separation of data points detected.				*	ERROR: The mean parameter is either invalid or at a limit of its range for some observations.			0,00		Algorithm converged.	0,00	NE	0,3022		>999.99		Algorithm converged.	0,00	NE
Gastrointestinal disorders	Intestinal pseudo-obstruction	< 65 years	352	55,7	0	0,0	362	57,9	0	0,0	NE			NE	NE	NE		NE	NE	NE	NE		NE	NE	NE	NE	NE	NE		NE	NE	NE
Gastrointestinal disorders	Intestinal pseudo-obstruction	>= 65 years	280	44,3	0	0,0	263	42,1	1	0,4		*	Quasi-complete separation of data points detected.				*	ERROR: The mean parameter is either invalid or at a limit of its range for some observations.			0,00		Algorithm converged.	0,00	NE	0,3022		>999.99		Algorithm converged.	0,00	NE
Gastrointestinal disorders	Nausea	< 65 years	352	55,7	0	0,0	362	57,9	1	0,3		*	Quasi-complete separation of data points detected.				*	ERROR: Error in computing the link function, its derivatives, or the variance function.			0,00		Algorithm converged.	0,00	NE	0,3241	1,0000	>999.99		Algorithm converged.	0,00	NE
Gastrointestinal disorders	Nausea	>= 65 years	280	44,3	0	0,0	263	42,1	1	0,4		*	Quasi-complete separation of data points detected.				*	ERROR: The mean parameter is either invalid or at a limit of its range for some observations.			0,00		Algorithm converged.	0,00	NE	0,3022		>999.99		Algorithm converged.	0,00	NE
Gastrointestinal disorders	Rectal haemorrhage	< 65 years	352	55,7	0	0,0	362	57,9	0	0,0	NE			NE	NE	NE		NE	NE	NE	NE		NE	NE	NE	NE	NE	NE		NE	NE	NE
Gastrointestinal disorders	Rectal haemorrhage	>= 65 years	280	44,3	0	0,0	263	42,1	1	0,4		*	Quasi-complete separation of data points detected.				*	ERROR: The mean parameter is either invalid or at a limit of its range for some observations.			0,00		Algorithm converged.	0,00	NE	0,3022		>999.99		Algorithm converged.	0,00	NE
Gastrointestinal disorders	Vomiting	< 65 years	352	55,7	0	0,0	362	57,9	1	0,3		*	Quasi-complete separation of data points detected.				*	ERROR: Error in computing the link function, its derivatives, or the variance function.			0,00		Algorithm converged.	0,00	NE	0,3241	NE	>999.99		Algorithm converged.	0,00	NE
Gastrointestinal disorders	Vomiting	>= 65 years	280	44,3	0	0,0	263	42,1	0	0,0	NE			NE	NE	NE		NE	NE	NE	NE		NE	NE	NE	NE		NE		NE	NE	NE
General disorders and administration site conditions		< 65 years	352	55,7	6	1,7	362	57,9	0	0,0		*	Quasi-complete separation of data points detected.				*	WARNING: Negative of Hessian not positive definite.			NE		Algorithm converged.	NE	NE	0,0127	0,0662	NE		Algorithm converged.	NE	NE
General disorders and administration site conditions		>= 65 years	280	44,3	4	1,4	263	42,1	2	0,8	1,89		Convergence criterion (GCONV=1E-8) satisfied.	0,34	10,41	0,007		Algorithm converged.	-0,011	0,024	1,88		Algorithm converged.	0,35	10,17	0,4571		0,53		Algorithm converged.	0,10	2,88
General disorders and administration site conditions	Death	< 65 years	352	55,7	6	1,7	362	57,9	0	0,0		*	Quasi-complete separation of data points detected.				*	WARNING: Negative of Hessian not positive definite.			NE		Algorithm converged.	NE	NE	0,0127	0,0151	NE		Algorithm converged.	NE	NE
General disorders and administration site conditions	Death	>= 65 years	280	44,3	0	0,0	263	42,1	1	0,4		*	Quasi-complete separation of data points detected.				*	ERROR: The mean parameter is either invalid or at a limit of its range for some observations.			0,00		Algorithm converged.	0,00	NE	0,3022		>999.99		Algorithm converged.	0,00	NE
General disorders and administration site conditions	Hernia obstructive	< 65 years	352	55,7	0	0,0	362	57,9	0	0,0	NE			NE	NE	NE		NE	NE	NE	NE		NE	NE	NE	NE	NE	NE		NE	NE	NE
General disorders and administration site conditions	Hernia obstructive	>= 65 years	280	44,3	1	0,4	263	42,1	0	0,0		*	Quasi-complete separation of data points detected.				*	WARNING: Negative of Hessian not positive definite.			NE		Algorithm converged.	NE	NE	0,3325		NE		Algorithm converged.	NE	NE
General disorders and administration site conditions	Injection site injury	< 65 years	352	55,7	0	0,0	362	57,9	0	0,0	NE			NE	NE	NE		NE	NE	NE	NE		NE	NE	NE	NE	NE	NE		NE	NE	NE
General disorders and administration site conditions	Injection site injury	>= 65 years	280	44,3	1	0,4	263	42,1	0	0,0		*	Quasi-complete separation of data points detected.				*	WARNING: Negative of Hessian not positive definite.			NE		Algorithm converged.	NE	NE	0,3325		NE		Algorithm converged.	NE	NE
General disorders and administration site conditions	Localised oedema	< 65 years	352	55,7	0	0,0	362	57,9	0	0,0	NE			NE	NE	NE		NE	NE	NE	NE		NE	NE	NE	NE	NE	NE		NE	NE	NE
General disorders and administration site conditions	Localised oedema	>= 65 years	280	44,3	1	0,4	263	42,1	0	0,0		*	Quasi-complete separation of data points detected.				*	WARNING: Negative of Hessian not positive definite.			NE		Algorithm converged.	NE	NE	0,3325		NE		Algorithm converged.	NE	NE
General disorders and administration site conditions	Multiple organ dysfunction syndrome	< 65 years	352	55,7	0	0,0	362	57,9	0	0,0	NE			NE	NE	NE		NE	NE	NE	NE		NE	NE	NE	NE	NE	NE		NE	NE	NE
General disorders and administration site conditions	Multiple organ dysfunction syndrome	>= 65 years	280	44,3	1	0,4	263	42,1	0	0,0		*	Quasi-complete separation of data points detected.				*	WARNING: Negative of Hessian not positive definite.			NE		Algorithm converged.	NE	NE	0,3325		NE		Algorithm converged.	NE	NE
General disorders and administration site conditions	Physical deconditioning	< 65 years	352	55,7	0	0,0	362	57,9	0	0,0	NE			NE	NE	NE		NE	NE	NE	NE		NE	NE	NE	NE	NE	NE		NE	NE	NE
General disorders and administration site conditions	Physical deconditioning	>= 65 years	280	44,3	0	0,0	263	42,1	1	0,4		*	Quasi-complete separation of data points detected.				*	ERROR: The mean parameter is either invalid or at a limit of its range for some observations.			0,00		Algorithm converged.	0,00	NE	0,3022		>999.99		Algorithm converged.	0,00	NE
General disorders and administration site conditions	Pyrexia	< 65 years	352	55,7	0	0,0	362	57,9	0	0,0	NE			NE	NE	NE		NE	NE	NE	NE		NE	NE	NE	NE	NE	NE		NE	NE	NE
General disorders and administration site conditions	Pyrexia	>= 65 years	280	44,3	1	0,4	263	42,1	0	0,0		*	Quasi-complete separation of data points detected.				*	WARNING: Negative of Hessian not positive definite.			NE		Algorithm converged.	NE	NE	0,3325		NE		Algorithm converged.	NE	NE
Hepatobiliary disorders		< 65 years	352	55,7	2	0,6	362	57,9	2	0,6	1,03		Convergence criterion (GCONV=1E-8) satisfied.	0,14	7,34	0,000		Algorithm converged.	-0,011	0,011	1,03		Algorithm converged.	0,15	7,26	0,9776	0,6149	0,97		Algorithm converged.	0,14	6,87
Hepatobiliary disorders		>= 65 years	280	44,3	1	0,4	263	42,1	2	0,8	0,47		Convergence criterion (GCONV=1E-8) satisfied.	0,04	5,19	-0,004		Algorithm converged.	-0,017	0,009	0,47		Algorithm converged.	0,04	5,15	0,5267		2,13		Algorithm converged.	0,19	23,34
Hepatobiliary disorders	Bile duct stenosis	< 65 years	352	55,7	0	0,0	362	57,9	0	0,0	NE			NE	NE	NE		NE	NE	NE	NE		NE	NE	NE	NE	NE	NE		NE	NE	NE
Hepatobiliary disorders	Bile duct stenosis	>= 65 years	280	44,3	0	0,0	263	42,1	1	0,4		*	Quasi-complete separation of data points detected.				*	ERROR: The mean parameter is either invalid or at a limit of its range for some observations.			0,00		Algorithm converged.	0,00	NE	0,3022		>999.99		Algorithm converged.	0,00	NE
Hepatobiliary disorders	Cholecystitis	< 65 years	352	55,7	0	0,0	362	57,9	0	0,0	NE			NE	NE	NE		NE	NE	NE	NE		NE	NE	NE	NE	NE	NE		NE	NE	NE
Hepatobiliary disorders	Cholecystitis	>= 65 years	280	44,3	0	0,0	263	42,1	1	0,4		*	Quasi-complete separation of data points detected.				*	ERROR: The mean parameter is either invalid or at a limit of its range for some observations.			0,00		Algorithm converged.	0,00	NE	0,3022		>999.99		Algorithm converged.	0,00	NE
Hepatobiliary disorders	Cholecystitis acute	< 65 years	352	55,7	1	0,3	362	57,9	0	0,0		*	Quasi-complete separation of data points detected.				*	WARNING: The relative Hessian convergence criterion of 52.752689443 is greater than the limit of 0.0001. The convergence is questionable.			NE		Algorithm converged.	NE	NE	0,3105	NE	NE		Algorithm converged.	NE	NE
Hepatobiliary disorders	Cholecystitis acute	>= 65 years	280	44,3	0	0,0	263	42,1	0	0,0	NE			NE	NE	NE		NE	NE	NE	NE		NE	NE	NE	NE		NE		NE	NE	NE
Hepatobiliary disorders	Cholelithiasis	< 65 years	352	55,7	0	0,0	362	57,9	1	0,3		*	Quasi-complete separation of data points detected.				*	ERROR: Error in computing the link function, its derivatives, or the variance function.			0,00		Algorithm converged.	0,00	NE	0,3241	NE	>999.99		Algorithm converged.	0,00	NE
Hepatobiliary disorders	Cholelithiasis	>= 65 years	280	44,3	0	0,0	263	42,1	0	0,0	NE			NE	NE	NE		NE	NE	NE	NE		NE	NE	NE	NE		NE		NE	NE	NE
Hepatobiliary disorders	Hepatic cirrhosis	< 65 years	352	55,7	1	0,3	362	57,9	1	0,3	1,03		Convergence criterion (GCONV=1E-8) satisfied.	0,06	16,50	0,000		Algorithm converged.	-0,008	0,008	1,03		Algorithm converged.	0,06	16,38	0,9842	0,3201	0,97		Algorithm converged.	0,06	15,49
Hepatobiliary disorders	Hepatic cirrhosis	>= 65 years	280	44,3	1	0,4	263	42,1	0	0,0		*	Quasi-complete separation of data points detected.				*	WARNING: Negative of Hessian not positive definite.			NE		Algorithm converged.	NE	NE	0,3325		NE		Algorithm converged.	NE	NE
Hepatobiliary disorders	Non-alcoholic steatohepatitis	< 65 years	352	55,7	1	0,3	362	57,9	0	0,0		*	Quasi-complete separation of data points detected.				*	WARNING: The relative Hessian convergence criterion of 60.288787935 is greater than the limit of 0.0001. The convergence is questionable.			NE		Algorithm converged.	NE	NE	0,3105	NE	NE		Algorithm converged.	NE	NE
Hepatobiliary disorders	Non-alcoholic steatohepatitis	>= 65 years	280	44,3	0	0,0	263	42,1	0	0,0	NE			NE	NE	NE		NE	NE	NE	NE		NE	NE	NE	NE		NE		NE	NE	NE
Immune system disorders		< 65 years	352	55,7	0	0,0	362	57,9	0	0,0	NE			NE	NE	NE		NE	NE	NE	NE		NE	NE	NE	NE	NE	NE		NE	NE	NE
Immune system disorders		>= 65 years	280	44,3	1	0,4	263	42,1	0	0,0		*	Quasi-complete separation of data points detected.				*	WARNING: Negative of Hessian not positive definite.			NE		Algorithm converged.	NE	NE	0,3325		NE		Algorithm converged.	NE	NE
Immune system disorders	Drug hypersensitivity	< 65 years	352	55,7	0	0,0	362	57,9	0	0,0	NE			NE	NE	NE		NE	NE	NE	NE		NE	NE	NE	NE	NE	NE		NE	NE	NE
Immune system disorders	Drug hypersensitivity	>= 65 years	280	44,3	1	0,4	263	42,1	0	0,0		*	Quasi-complete separation of data points detected.				*	WARNING: Negative of Hessian not positive definite.			NE		Algorithm converged.	NE	NE	0,3325		NE		Algorithm converged.	NE	NE
Infections and infestations		< 65 years	352	55,7	22	6,3	362	57,9	31	8,6	0,71		Convergence criterion (GCONV=1E-8) satisfied.	0,40	1,26	-0,023		Algorithm converged.	-0,061	0,015	0,73		Algorithm converged.	0,43	1,24	0,2387	0,4953	1,37		Algorithm converged.	0,81	2,32
Infections and infestations		>= 65 years	280	44,3	14	5,0	263	42,1	24	9,1	0,52		Convergence criterion (GCONV=1E-8) satisfied.	0,27	1,04	-0,041		Algorithm converged.	-0,084	0,002	0,55		Algorithm converged.	0,29	1,04	0,0599		1,83		Algorithm converged.	0,96	3,45
Infections and infestations	Appendicitis	< 65 years	352	55,7	0	0,0	362	57,9	0	0,0	NE			NE	NE	NE		NE	NE	NE	NE		NE	NE	NE	NE	NE	NE		NE	NE	NE
Infections and infestations	Appendicitis	>= 65 years	280	44,3	0	0,0	263	42,1	1	0,4		*	Quasi-complete separation of data points detected.				*	ERROR: The mean parameter is either invalid or at a limit of its range for some observations.			0,00		Algorithm converged.	0,00	NE	0,3022		>999.99		Algorithm converged.	0,00	NE
Infections and infestations	Arthritis bacterial	< 65 years	352	55,7	0	0,0	362	57,9	1	0,3		*	Quasi-complete separation of data points detected.				*	ERROR: Error in computing the link function, its derivatives, or the variance function.			0,00		Algorithm converged.	0,00	NE	0,3241	NE	>999.99		Algorithm converged.	0,00	NE
Infections and infestations	Arthritis bacterial	>= 65 years	280	44,3	0	0,0	263	42,1	0	0,0	NE			NE	NE	NE		NE	NE	NE	NE		NE	NE	NE	NE		NE		NE	NE	NE
Infections and infestations	Bacteraemia	< 65 years	352	55,7	1	0,3	362	57,9	0	0,0		*	Quasi-complete separation of data points detected.				*	WARNING: The relative Hessian convergence criterion of 60.288787935 is greater than the limit of 0.0001. The convergence is questionable.			NE		Algorithm converged.	NE	NE	0,3105	NE	NE		Algorithm converged.	NE	NE
Infections and infestations	Bacteraemia	>= 65 years	280	44,3	0	0,0	263	42,1	0	0,0	NE			NE	NE	NE		NE	NE	NE	NE		NE	NE	NE	NE		NE		NE	NE	NE
Infections and infestations	COVID-19	< 65 years	352	55,7	8	2,3	362	57,9	1	0,3	8,39		Convergence criterion (GCONV=1E-8) satisfied.	1,04	67,45	0,020		Algorithm converged.	0,003	0,036	8,23		Algorithm converged.	1,03	65,44	0,0169	0,0080	0,12		Algorithm converged.	0,02	0,97
Infections and infestations	COVID-19	>= 65 years	280	44,3	2	0,7	263	42,1	5	1,9	0,37		Convergence criterion (GCONV=1E-8) satisfied.	0,07	1,93	-0,012		Algorithm converged.	-0,031	0,007	0,38		Algorithm converged.	0,07	1,92	0,2209		2,66		Algorithm converged.	0,52	13,60
Infections and infestations	COVID-19 pneumonia	< 65 years	352	55,7	0	0,0	362	57,9	1	0,3		*	Quasi-complete separation of data points detected.				*	ERROR: Error in computing the link function, its derivatives, or the variance function.			0,00		Algorithm converged.	0,00	NE	0,3241	0,3111	>999.99		Algorithm converged.	0,00	NE
Infections and infestations	COVID-19 pneumonia	>= 65 years	280	44,3	4	1,4	263	42,1	5	1,9	0,75		Convergence criterion (GCONV=1E-8) satisfied.	0,20	2,82	-0,005		Algorithm converged.	-0,026	0,017	0,75		Algorithm converged.	0,20	2,77	0,6667		1,33		Algorithm converged.	0,36	4,90
Infections and infestations	Cellulitis	< 65 years	352	55,7	2	0,6	362	57,9	3	0,8	0,68		Convergence criterion (GCONV=1E-8) satisfied.	0,11	4,12	-0,003		Algorithm converged.	-0,015	0,010	0,69		Algorithm converged.	0,12	4,08	0,6766	0,0843	1,46		Algorithm converged.	0,25	8,68
Infections and infestations	Cellulitis	>= 65 years	280	44,3	0	0,0	263	42,1	4	1,5		*	Quasi-complete separation of data points detected.				*	ERROR: The mean parameter is either invalid or at a limit of its range for some observations.			0,00		Algorithm converged.	0,00	NE	0,0385		>999.99		Algorithm converged.	0,00	NE
Infections and infestations	Cellulitis gangrenous	< 65 years	352	55,7	0	0,0	362	57,9	1	0,3		*	Quasi-complete separation of data points detected.				*	ERROR: Error in computing the link function, its derivatives, or the variance function.			0,00		Algorithm converged.	0,00	NE	0,3241	NE	>999.99		Algorithm converged.	0,00	NE
Infections and infestations	Cellulitis gangrenous	>= 65 years	280	44,3	0	0,0	263	42,1	0	0,0	NE			NE	NE	NE		NE	NE	NE	NE		NE	NE	NE	NE		NE		NE	NE	NE

| | | |

| | | |

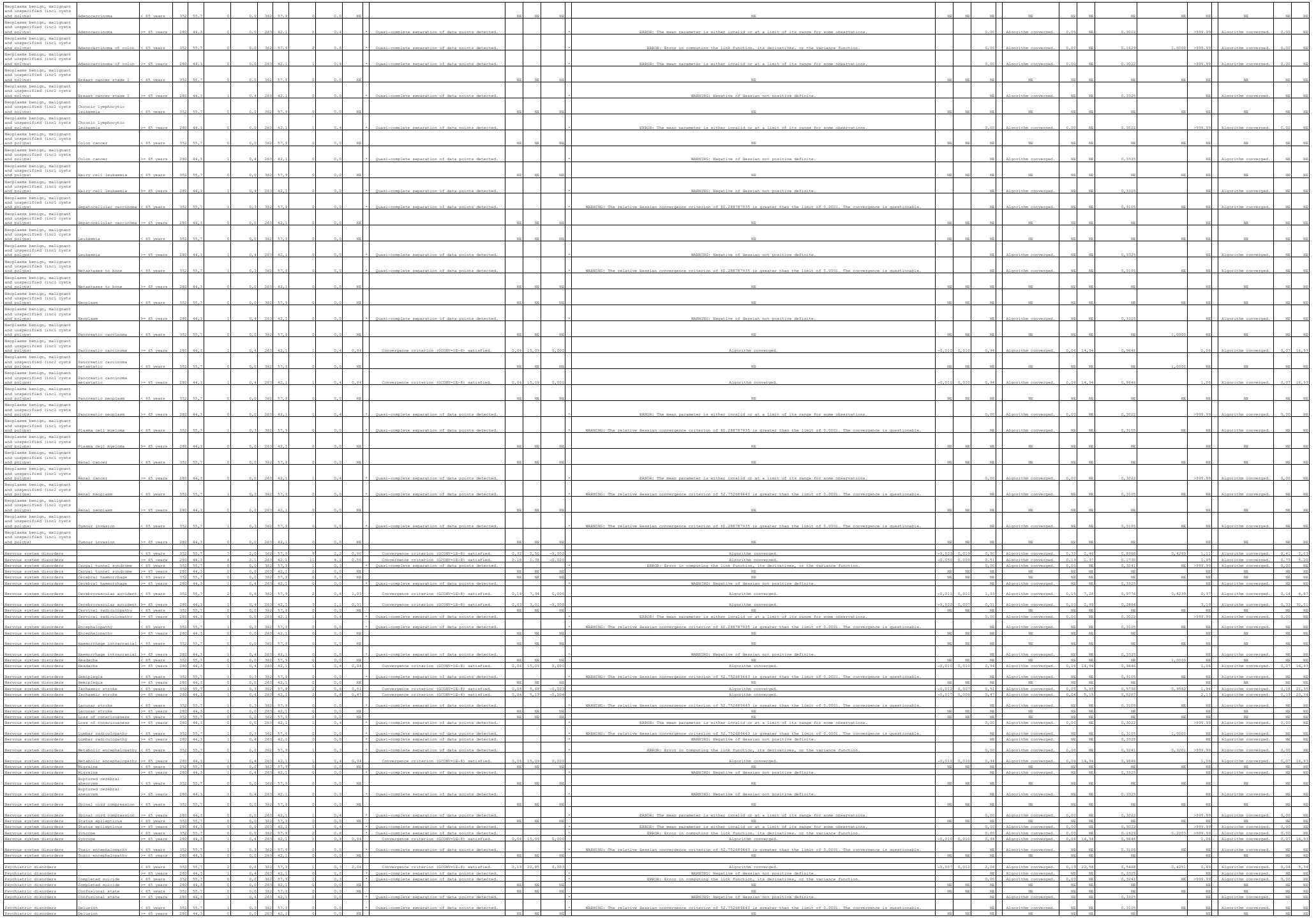

1133

Psychiatric disorders	Suicidal ideation	< 65 years	352	55,7	1	0,3	362	57,9	0	0,0		*	Quasi-complete separation of data points detected.				*	WARNING: The relative Hessian convergence criterion of 52.752689443 is greater than the limit of 0.0001. The convergence is questionable.			NE	Algorithm converged.	NE	NE	0,3105		NE	NE	Algorithm converged.	NE	NE
Psychiatric disorders	Suicidal ideation	>= 65 years	280	44,9	0	0,0	263	42,1	0	0,0	NE			NE	NE	NE		NE	NE	NE	NE	NE	NE	NE		NE	NE	NE	NE	NE	NE	NE	NE
Renal and urinary disorders		< 65 years	352	55,7	6	1,7	362	57,9	1	1,0	0,88		Convergence criterion (GCONV=1E-8) satisfied.	0,29	2,64	-0,002		Algorithm converged.	-0,022	0,017	0,88	Algorithm converged.	0,30	2,40	0,8190	0,0004	1,13	Algorithm converged.	0,39	3,34
Renal and urinary disorders		>= 65 years	280	44,9	0	0,0	263	42,1	10	6,1		*	Quasi-complete separation of data points detected.				*	ERROR: The mean parameter is either invalid or at a limit of its range for some observations.			0,00	Algorithm converged.	0,00	NE	<.0001		>999,99	Algorithm converged.	0,00	NE
Renal and urinary disorders	Acute kidney injury	< 65 years	352	55,7	4	1,1	362	57,9	2	2,0	2,07		Convergence criterion (GCONV=1E-8) satisfied.	0,38	11,37	0,006		Algorithm converged.	-0,008	0,019	2,06	Algorithm converged.	0,38	11,14	0,3932	0,0074	0,49	Algorithm converged.	0,09	2,64
Renal and urinary disorders	Acute kidney injury	>= 65 years	280	44,9	0	0,0	263	42,1	3	1,9		*	Quasi-complete separation of data points detected.				*	ERROR: The mean parameter is either invalid or at a limit of its range for some observations.			0,00	Algorithm converged.	0,00	NE	0,0206		>999,99	Algorithm converged.	0,00	NE
Renal and urinary disorders	Calculus urinary	< 65 years	352	55,7	0	0,0	362	57,9	0	0,0	NE			NE	NE	NE		NE	NE	NE	NE	NE	NE	NE	NE	NE	NE	NE	NE	NE	NE	NE	NE
Renal and urinary disorders	Calculus urinary	>= 65 years	280	44,9	0	0,0	263	42,1	1	0,6		*	Quasi-complete separation of data points detected.				*	ERROR: The mean parameter is either invalid or at a limit of its range for some observations.			0,00	Algorithm converged.	0,00	NE	0,3022		>999,99	Algorithm converged.	0,00	NE
Renal and urinary disorders	Chronic kidney disease	< 65 years	352	55,7	3	0,8	362	57,9	3	2,9	0,68		Convergence criterion (GCONV=1E-8) satisfied.	0,11	4,12	-0,003		Algorithm converged.	-0,015	0,010	0,69	Algorithm converged.	0,12	4,08	0,6766	0,1202	1,46	Algorithm converged.	0,25	8,68
Renal and urinary disorders	Chronic kidney disease	>= 65 years	280	44,9	0	0,0	263	42,1	3	1,9		*	Quasi-complete separation of data points detected.				*	ERROR: The mean parameter is either invalid or at a limit of its range for some observations.			0,00	Algorithm converged.	0,00	NE	0,0734		>999,99	Algorithm converged.	0,00	NE
Renal and urinary disorders	End stage renal disease	< 65 years	352	55,7	1	0,3	362	57,9	1	0,3	1,03		Convergence criterion (GCONV=1E-8) satisfied.	0,06	16,50	0,000		Algorithm converged.	-0,008	0,008	1,03	Algorithm converged.	0,06	16,38	0,9842	0,2921	0,97	Algorithm converged.	0,06	15,49
Renal and urinary disorders	End stage renal disease	>= 65 years	280	44,9	0	0,0	263	42,1	1	0,6		*	Quasi-complete separation of data points detected.				*	ERROR: The mean parameter is either invalid or at a limit of its range for some observations.			0,00	Algorithm converged.	0,00	NE	0,3022		>999,99	Algorithm converged.	0,00	NE
Renal and urinary disorders	Haematuria	< 65 years	352	55,7	0	0,0	362	57,9	0	0,0	NE			NE	NE	NE		NE	NE	NE	NE	NE	NE	NE	NE	NE	NE	NE	NE	NE	NE	NE	NE
Renal and urinary disorders	Haematuria	>= 65 years	280	44,9	0	0,0	263	42,1	1	0,6		*	Quasi-complete separation of data points detected.				*	ERROR: The mean parameter is either invalid or at a limit of its range for some observations.			0,00	Algorithm converged.	0,00	NE	0,3022		>999,99	Algorithm converged.	0,00	NE
Renal and urinary disorders	Nephrolithiasis	< 65 years	352	55,7	0	0,0	362	57,9	0	0,0	NE			NE	NE	NE		NE	NE	NE	NE	NE	NE	NE	NE	NE	NE	NE	NE	NE	NE	NE	NE
Renal and urinary disorders	Nephrolithiasis	>= 65 years	280	44,9	0	0,0	263	42,1	1	0,6		*	Quasi-complete separation of data points detected.				*	ERROR: The mean parameter is either invalid or at a limit of its range for some observations.			0,00	Algorithm converged.	0,00	NE	0,3022		>999,99	Algorithm converged.	0,00	NE
Renal and urinary disorders	Nephropathy	< 65 years	352	55,7	1	0,3	362	57,9	0	0,0		*	Quasi-complete separation of data points detected.				*	WARNING: The relative Hessian convergence criterion of 52.752689443 is greater than the limit of 0.0001. The convergence is questionable.			NE	Algorithm converged.	NE	NE	0,3105		NE	Algorithm converged.	NE	NE
Renal and urinary disorders	Nephropathy	>= 65 years	280	44,9	0	0,0	263	42,1	0	0,0	NE			NE	NE	NE		NE	NE	NE	NE	NE	NE	NE	NE	NE	NE	NE	NE	NE	NE	NE	NE
Renal and urinary disorders	Renal failure	< 65 years	352	55,7	0	0,0	362	57,9	2	2,0		*	Quasi-complete separation of data points detected.				*	ERROR: Error in computing the link function, its derivatives, or the variance function.			0,00	Algorithm converged.	0,00	NE	0,1623	1,0000	>999,99	Algorithm converged.	0,00	NE
Renal and urinary disorders	Renal failure	>= 65 years	280	44,9	0	0,0	263	42,1	1	0,6		*	Quasi-complete separation of data points detected.				*	ERROR: The mean parameter is either invalid or at a limit of its range for some observations.			0,00	Algorithm converged.	0,00	NE	0,3382		>999,99	Algorithm converged.	0,00	NE
Renal and urinary disorders	Renal impairment	< 65 years	352	55,7	1	0,3	362	57,9	1	0,3	1,03		Convergence criterion (GCONV=1E-8) satisfied.	0,06	16,50	0,000		Algorithm converged.	-0,008	0,008	1,03	Algorithm converged.	0,06	16,38	0,9842	1,0000	0,97	Algorithm converged.	0,06	15,49
Renal and urinary disorders	Renal impairment	>= 65 years	280	44,9	0	0,0	263	42,1	0	0,0	NE			NE	NE	NE		NE	NE	NE	NE	NE	NE	NE	NE	NE	NE	NE	NE	NE	NE	NE	NE
Renal and urinary disorders	Urinary tract inflammation	< 65 years	352	55,7	0	0,0	362	57,9	0	0,0	NE			NE	NE	NE		NE	NE	NE	NE	NE	NE	NE	NE	NE	NE	NE	NE	NE	NE	NE	NE
Renal and urinary disorders	Urinary tract inflammation	>= 65 years	280	44,9	0	0,0	263	42,1	1	0,6		*	Quasi-complete separation of data points detected.				*	ERROR: The mean parameter is either invalid or at a limit of its range for some observations.			0,00	Algorithm converged.	0,00	NE	0,3022		>999,99	Algorithm converged.	0,00	NE
Reproductive system and breast disorders		< 65 years	352	55,7	0	0,0	362	57,9	1	0,3		*	Quasi-complete separation of data points detected.				*	ERROR: Error in computing the link function, its derivatives, or the variance function.			0,00	Algorithm converged.	0,00	NE	0,3241	0,1012	>999,99	Algorithm converged.	0,00	NE
Reproductive system and breast disorders		>= 65 years	280	44,9	1	0,4	263	42,1	0	0,0		*	Quasi-complete separation of data points detected.				*	WARNING: Negative of Hessian not positive definite.			NE	Algorithm converged.	NE	NE	0,3323		NE	Algorithm converged.	NE	NE
Reproductive system and breast disorders	Ovarian cyst	< 65 years	352	55,7	0	0,0	362	57,9	0	0,0	NE			NE	NE	NE		NE	NE	NE	NE	NE	NE	NE	NE	NE	NE	NE	NE	NE	NE	NE	NE
Reproductive system and breast disorders	Ovarian cyst	>= 65 years	280	44,9	1	0,4	263	42,1	0	0,0		*	Quasi-complete separation of data points detected.				*	WARNING: Negative of Hessian not positive definite.			NE	Algorithm converged.	NE	NE	0,3325		NE	Algorithm converged.	NE	NE
Reproductive system and breast disorders	Prostatitis	< 65 years	352	55,7	0	0,0	362	57,9	1	0,3		*	Quasi-complete separation of data points detected.				*	ERROR: Error in computing the link function, its derivatives, or the variance function.			0,00	Algorithm converged.	0,00	NE	0,3241	NE	>999,99	Algorithm converged.	0,00	NE
Reproductive system and breast disorders	Prostatitis	>= 65 years	280	44,9	0	0,0	263	42,1	0	0,0	NE			NE	NE	NE		NE	NE	NE	NE	NE	NE	NE	NE	NE	NE	NE	NE	NE	NE	NE	NE
Respiratory, thoracic and mediastinal disorders		< 65 years	352	55,7	3	0,9	362	57,9	3	0,8	1,03		Convergence criterion (GCONV=1E-8) satisfied.	0,21	5,13	0,000		Algorithm converged.	-0,013	0,014	1,03	Algorithm converged.	0,21	5,06	0,9725	0,9253	0,97	Algorithm converged.	0,20	4,78
Respiratory, thoracic and mediastinal disorders		>= 65 years	280	44,9	7	2,5	263	42,1	7	2,7	0,94		Convergence criterion (GCONV=1E-8) satisfied.	0,32	2,71	-0,002		Algorithm converged.	-0,028	0,025	0,94	Algorithm converged.	0,33	2,64	0,9058		1,06	Algorithm converged.	0,38	2,99
Respiratory, thoracic and mediastinal disorders	Acute respiratory failure	< 65 years	352	55,7	0	0,0	362	57,9	2	0,6		*	Quasi-complete separation of data points detected.				*	ERROR: Error in computing the link function, its derivatives, or the variance function.			0,00	Algorithm converged.	0,00	NE	0,1623	0,3564	>999,99	Algorithm converged.	0,00	NE
Respiratory, thoracic and mediastinal disorders	Acute respiratory failure	>= 65 years	280	44,9	1	0,4	263	42,1	3	1,9	0,31		Convergence criterion (GCONV=1E-8) satisfied.	0,03	3,01	-0,000		Algorithm converged.	-0,022	0,007	0,31	Algorithm converged.	0,03	2,89	0,2864		3,19	Algorithm converged.	0,33	30,51
Respiratory, thoracic and mediastinal disorders	Dyspnoea	< 65 years	352	55,7	2	0,6	362	57,9	0	0,0		*	Quasi-complete separation of data points detected.				*	WARNING: Negative of Hessian not positive definite.			NE	Algorithm converged.	NE	NE	0,1512	1,0000	NE	Algorithm converged.	NE	NE
Respiratory, thoracic and mediastinal disorders	Dyspnoea	>= 65 years	280	44,9	2	0,7	263	42,1	0	0,0		*	Quasi-complete separation of data points detected.				*	WARNING: Negative of Hessian not positive definite.			NE	Algorithm converged.	NE	NE	0,1781		NE	Algorithm converged.	NE	NE
Respiratory, thoracic and mediastinal disorders	Hypoxia	< 65 years	352	55,7	0	0,0	362	57,9	0	0,0	NE			NE	NE	NE		NE	NE	NE	NE	NE	NE	NE	NE	NE	NE	NE	NE	NE	NE	NE	NE
Respiratory, thoracic and mediastinal disorders	Hypoxia	>= 65 years	280	44,9	0	0,0	263	42,1	2	0,6		*	Quasi-complete separation of data points detected.				*	ERROR: The mean parameter is either invalid or at a limit of its range for some observations.			0,00	Algorithm converged.	0,00	NE	0,1441		>999,99	Algorithm converged.	0,00	NE
Respiratory, thoracic and mediastinal disorders	Pleural effusion	< 65 years	352	55,7	1	0,3	362	57,9	0	0,0		*	Quasi-complete separation of data points detected.				*	WARNING: The relative Hessian convergence criterion of 52.752689443 is greater than the limit of 0.0001. The convergence is questionable.			NE	Algorithm converged.	NE	NE	0,3105	0,1771	NE	Algorithm converged.	NE	NE
Respiratory, thoracic and mediastinal disorders	Pleural effusion	>= 65 years	280	44,9	1	0,4	263	42,1	2	0,6	0,47		Convergence criterion (GCONV=1E-8) satisfied.	0,04	3,19	-0,004		Algorithm converged.	-0,017	0,009	0,47	Algorithm converged.	0,04	3,15	0,5267		2,13	Algorithm converged.	0,19	23,34
Respiratory, thoracic and mediastinal disorders	Pneumonia aspiration	< 65 years	352	55,7	0	0,0	362	57,9	0	0,0	NE			NE	NE	NE		NE	NE	NE	NE	NE	NE	NE	NE	NE	NE	NE	NE	NE	NE	NE	NE
Respiratory, thoracic and mediastinal disorders	Pneumonia aspiration	>= 65 years	280	44,9	1	0,4	263	42,1	0	0,0		*	Quasi-complete separation of data points detected.				*	WARNING: Negative of Hessian not positive definite.			NE	Algorithm converged.	NE	NE	0,3325		NE	Algorithm converged.	NE	NE
Respiratory, thoracic and mediastinal disorders	Pulmonary embolism	< 65 years	352	55,7	0	0,0	362	57,9	1	0,3		*	Quasi-complete separation of data points detected.				*	ERROR: Error in computing the link function, its derivatives, or the variance function.			0,00	Algorithm converged.	0,00	NE	0,3241	0,1012	>999,99	Algorithm converged.	0,00	NE
Respiratory, thoracic and mediastinal disorders	Pulmonary embolism	>= 65 years	280	44,9	1	0,4	263	42,1	0	0,0		*	Quasi-complete separation of data points detected.				*	WARNING: Negative of Hessian not positive definite.			NE	Algorithm converged.	NE	NE	0,3325		NE	Algorithm converged.	NE	NE
Respiratory, thoracic and mediastinal disorders	Pulmonary fibrosis	< 65 years	352	55,7	0	0,0	362	57,9	0	0,0	NE			NE	NE	NE		NE	NE	NE	NE	NE	NE	NE	NE	NE	NE	NE	NE	NE	NE	NE	NE
Respiratory, thoracic and mediastinal disorders	Pulmonary fibrosis	>= 65 years	280	44,9	1	0,4	263	42,1	0	0,0		*	Quasi-complete separation of data points detected.				*	WARNING: Negative of Hessian not positive definite.			NE	Algorithm converged.	NE	NE	0,3325		NE	Algorithm converged.	NE	NE
Respiratory, thoracic and mediastinal disorders	Respiratory depression	< 65 years	352	55,7	0	0,0	362	57,9	0	0,0	NE			NE	NE	NE		NE	NE	NE	NE	NE	NE	NE	NE	NE	NE	NE	NE	NE	NE	NE	NE
Respiratory, thoracic and mediastinal disorders	Respiratory depression	>= 65 years	280	44,9	1	0,4	263	42,1	0	0,0		*	Quasi-complete separation of data points detected.				*	WARNING: Negative of Hessian not positive definite.			NE	Algorithm converged.	NE	NE	0,3325		NE	Algorithm converged.	NE	NE
Respiratory, thoracic and mediastinal disorders	Respiratory failure	< 65 years	352	55,7	1	0,3	362	57,9	0	0,0		*	Quasi-complete separation of data points detected.				*	WARNING: The relative Hessian convergence criterion of 52.752689443 is greater than the limit of 0.0001. The convergence is questionable.			NE	Algorithm converged.	NE	NE	0,3105	0,0304	NE	Algorithm converged.	NE	NE
Respiratory, thoracic and mediastinal disorders	Respiratory failure	>= 65 years	280	44,9	0	0,0	263	42,1	1	0,6		*	Quasi-complete separation of data points detected.				*	ERROR: The mean parameter is either invalid or at a limit of its range for some observations.			0,00	Algorithm converged.	0,00	NE	0,3022		>999,99	Algorithm converged.	0,00	NE
Skin and subcutaneous tissue disorders		< 65 years	352	55,7	3	0,9	362	57,9	3	0,8	1,03		Convergence criterion (GCONV=1E-8) satisfied.	0,21	5,13	0,000		Algorithm converged.	-0,013	0,014	1,03	Algorithm converged.	0,21	5,06	0,9725	0,2738	0,97	Algorithm converged.	0,20	4,79
Skin and subcutaneous tissue disorders		>= 65 years	280	44,9	1	0,4	263	42,1	0	0,0		*	Quasi-complete separation of data points detected.				*	WARNING: Negative of Hessian not positive definite.			NE	Algorithm converged.	NE	NE	0,3325		NE	Algorithm converged.	NE	NE
Skin and subcutaneous tissue disorders	Angioedema	< 65 years	352	55,7	1	0,3	362	57,9	0	0,0		*	Quasi-complete separation of data points detected.				*	WARNING: The relative Hessian convergence criterion of 52.752689443 is greater than the limit of 0.0001. The convergence is questionable.			NE	Algorithm converged.	NE	NE	0,3105	NE	NE	Algorithm converged.	NE	NE
Skin and subcutaneous tissue disorders	Angioedema	>= 65 years	280	44,9	0	0,0	263	42,1	0	0,0	NE			NE	NE	NE		NE	NE	NE	NE	NE	NE	NE	NE	NE	NE	NE	NE	NE	NE	NE	NE
Skin and subcutaneous tissue disorders	Diabetic foot	< 65 years	352	55,7	1	0,3	362	57,9	2	0,6	0,51		Convergence criterion (GCONV=1E-8) satisfied.	0,05	5,68	-0,003		Algorithm converged.	-0,012	0,007	0,51	Algorithm converged.	0,05	5,65	0,5798	0,2002	1,24	Algorithm converged.	0,18	21,35
Skin and subcutaneous tissue disorders	Diabetic foot	>= 65 years	280	44,9	1	0,4	263	42,1	1	0,6		*	Quasi-complete separation of data points detected.				*	WARNING: Negative of Hessian not positive definite.			NE	Algorithm converged.	NE	NE	0,3325		NE	Algorithm converged.	NE	NE
Skin and subcutaneous tissue disorders	Petechiae	< 65 years	352	55,7	0	0,0	362	57,9	1	0,3		*	Quasi-complete separation of data points detected.				*	ERROR: Error in computing the link function, its derivatives, or the variance function.			0,00	Algorithm converged.	0,00	NE	0,3241	NE	>999,99	Algorithm converged.	0,00	NE
Skin and subcutaneous tissue disorders	Petechiae	>= 65 years	280	44,9	0	0,0	263	42,1	0	0,0	NE			NE	NE	NE		NE	NE	NE	NE	NE	NE	NE	NE	NE	NE	NE	NE	NE	NE	NE	NE
Skin and subcutaneous tissue disorders	Skin ulcer	< 65 years	352	55,7	1	0,3	362	57,9	0	0,0		*	Quasi-complete separation of data points detected.				*	WARNING: The relative Hessian convergence criterion of 60.288787935 is greater than the limit of 0.0001. The convergence is questionable.			NE	Algorithm converged.	NE	NE	0,3105		NE	Algorithm converged.	NE	NE
Skin and subcutaneous tissue disorders	Skin ulcer	>= 65 years	280	44,9	0	0,0	263	42,1	0	0,0	NE			NE	NE	NE		NE	NE	NE	NE	NE	NE	NE	NE	NE	NE	NE	NE	NE	NE	NE	NE
Surgical and medical procedures		< 65 years	352	55,7	0	0,0	362	57,9	0	0,0	NE			NE	NE	NE		NE	NE	NE	NE	NE	NE	NE	NE	NE	NE	NE	NE	NE	NE	NE	NE
Surgical and medical procedures		>= 65 years	280	44,9	0	0,0	263	42,1	1	0,6		*	Quasi-complete separation of data points detected.				*	ERROR: The mean parameter is either invalid or at a limit of its range for some observations.			0,00	Algorithm converged.	0,00	NE	0,3022		>999,99	Algorithm converged.	0,00	NE
Surgical and medical procedures	Haemodialysis	< 65 years	352	55,7	0	0,0	362	57,9	0	0,0	NE			NE	NE	NE		NE	NE	NE	NE	NE	NE	NE	NE	NE	NE	NE	NE	NE	NE	NE	NE
Surgical and medical procedures	Haemodialysis	>= 65 years	280	44,9	0	0,0	263	42,1	1	0,6		*	Quasi-complete separation of data points detected.				*	ERROR: The mean parameter is either invalid or at a limit of its range for some observations.			0,00	Algorithm converged.	0,00	NE	0,3022		>999,99	Algorithm converged.	0,00	NE
Vascular disorders		< 65 years	352	55,7	9	2,4	362	57,9	9	2,5	0,57		Convergence criterion (GCONV=1E-8) satisfied.	0,19	1,70	-0,011		Algorithm converged.	-0,031	0,010	0,57	Algorithm converged.	0,19	1,69	0,3040	0,8237	1,75	Algorithm converged.	0,59	5,17
Vascular disorders		>= 65 years	280	44,9	9	3,2	263	42,1	4	1,5	0,70		Convergence criterion (GCONV=1E-8) satisfied.	0,16	5,16	-0,004		Algorithm converged.	-0,024	0,015	0,70	Algorithm converged.	0,16	5,12	0,6429		1,42	Algorithm converged.	0,32	6,28
Vascular disorders	Circulatory collapse	< 65 years	352	55,7	0	0,0	362	57,9	1	0,3		*	Quasi-complete separation of data points detected.				*	ERROR: Error in computing the link function, its derivatives, or the variance function.			0,00	Algorithm converged.	0,00	NE	0,3241	NE	>999,99	Algorithm converged.	0,00	NE
Vascular disorders	Circulatory collapse	>= 65 years	280	44,9	0	0,0	263	42,1	0	0,0	NE			NE	NE	NE		NE	NE	NE	NE	NE	NE	NE	NE	NE	NE	NE	NE	NE	NE	NE	NE
Vascular disorders	Deep vein thrombosis	< 65 years	352	55,7	0	0,0	362	57,9	1	0,3		*	Quasi-complete separation of data points detected.				*	ERROR: Error in computing the link function, its derivatives, or the variance function.			0,00	Algorithm converged.	0,00	NE	0,3241	NE	>999,99	Algorithm converged.	0,00	NE
Vascular disorders	Deep vein thrombosis	>= 65 years	280	44,9	0	0,0	263	42,1	0	0,0	NE			NE	NE	NE		NE	NE	NE	NE	NE	NE	NE	NE	NE	NE	NE	NE	NE	NE	NE	NE
Vascular disorders	Extremity necrosis	< 65 years	352	55,7	1	0,3	362	57,9	0	0,0	NE			NE	NE	NE		NE	NE	NE	NE	NE	NE	NE	NE	NE	NE	NE	NE	NE	NE	NE	NE
Vascular disorders	Extremity necrosis	>= 65 years	280	44,9	1	0,4	263	42,1	0	0,0		*	Quasi-complete separation of data points detected.				*	WARNING: Negative of Hessian not positive definite.			NE	Algorithm converged.	NE	NE	0,3325		NE	Algorithm converged.	NE	NE
Vascular disorders	Haemorrhage	< 65 years	352	55,7	1	0,3	362	57,9	1	0,3	1,03		Convergence criterion (GCONV=1E-8) satisfied.	0,06	16,50	0,000		Algorithm converged.	-0,008	0,008	1,03	Algorithm converged.	0,06	16,38	0,9842	1,0000	0,97	Algorithm converged.	0,06	15,49
Vascular disorders	Haemorrhage	>= 65 years	280	44,9	0	0,0	263	42,1	0	0,0	NE			NE	NE	NE		NE	NE	NE	NE	NE	NE	NE	NE	NE	NE	NE	NE	NE	NE	NE	NE
Vascular disorders	Hypertension	< 65 years	352	55,7	0	0,0	362	57,9	5	1,4		*	Quasi-complete separation of data points detected.				*	ERROR: Error in computing the link function, its derivatives, or the variance function.			0,00	Algorithm converged.	0,00	NE	0,2270	1,0000	>999,99	Algorithm converged.	0,00	NE
Vascular disorders	Hypertension	>= 65 years	280	44,9	0	0,0	263	42,1	1	0,6		*	Quasi-complete separation of data points detected.				*	ERROR: The mean parameter is either invalid or at a limit of its range for some observations.			0,00	Algorithm converged.	0,00	NE	0,3022		>999,99	Algorithm converged.	0,00	NE
Vascular disorders	Hypertensive crisis	< 65 years	352	55,7	3	0,8	362	57,9	3	0,8		*	Quasi-complete separation of data points detected.				*	WARNING: Negative of Hessian not positive definite.			NE	Algorithm converged.	NE	NE	0,3241		NE	Algorithm converged.	NE	NE
Vascular disorders	Hypertensive crisis	>= 65 years	280	44,9	0	0,0	263	42,1	0	0,0	NE			NE	NE	NE		NE	NE	NE	NE	NE	NE	NE	NE	NE	NE	NE	NE	NE	NE	NE	NE
Vascular disorders	Hypertensive urgency	< 65 years	352	55,7	0	0,0	362	57,9	2	0,6		*	Quasi-complete separation of data points detected.				*	ERROR: Error in computing the link function, its derivatives, or the variance function.			0,00	Algorithm converged.	0,00	NE	0,1623	NE	>999,99	Algorithm converged.	0,00	NE
Vascular disorders	Hypertensive urgency	>= 65 years	280	44,9	0	0,0	263	42,1	0	0,0	NE			NE	NE	NE		NE	NE	NE	NE	NE	NE	NE	NE	NE	NE	NE	NE	NE	NE	NE	NE
Vascular disorders	Hypotension	< 65 years	352	55,7	0	0,0	362	57,9	0	0,0	NE			NE	NE	NE		NE	NE	NE	NE	NE	NE	NE	NE	NE	NE	NE	NE	NE	NE	NE	NE
Vascular disorders	Hypotension	>= 65 years	280	44,9	0	0,0	263	42,1	1	0,6		*	Quasi-complete separation of data points detected.				*	ERROR: The mean parameter is either invalid or at a limit of its range for some observations.			0,00	Algorithm converged.	0,00	NE	0,3022		>999,99	Algorithm converged.	0,00	NE
Vascular disorders	Peripheral arterial occlusive disease	< 65 years	352	55,7	0	0,0	362	57,9	0	0,0	NE			NE	NE	NE		NE	NE	NE	NE	NE	NE	NE	NE	1,0000	NE	NE	NE	NE	NE	NE	NE
Vascular disorders	Peripheral arterial occlusive disease	>= 65 years	280	44,9	1	0,4	263	42,1	2	0,6	0,47		Convergence criterion (GCONV=1E-8) satisfied.	0,04	3,19	-0,004		Algorithm converged.	-0,017	0,009	0,47	Algorithm converged.	0,04	3,15	0,5267		2,13	Algorithm converged.	0,19	23,34
Vascular disorders	Peripheral vascular disorder	< 65 years	352	55,7	1	0,3	362	57,9	0	0,0		*	Quasi-complete separation of data points detected.				*	WARNING: The relative Hessian convergence criterion of 52.752689443 is greater than the limit of 0.0001. The convergence is questionable.			NE	Algorithm converged.	NE	NE	0,3105	NE	NE	Algorithm converged.	NE	NE
Vascular disorders	Peripheral vascular disorder	>= 65 years	280	44,9	0	0,0	263	42,1	0	0,0	NE			NE	NE	NE		NE	NE	NE	NE	NE	NE	NE	NE	NE	NE	NE	NE	NE	NE	NE	NE
Vascular disorders	Thrombophlebitis superficial	< 65 years	352	55,7	0	0,0	362	57,9	0	0,0	NE			NE	NE	NE		NE	NE	NE	NE	NE	NE	NE	NE	NE	NE	NE	NE	NE	NE	NE	NE
Vascular disorders	Thrombophlebitis superficial	>= 65 years	280	44,9	1	0,4	263	42,1	0	0,0		*	Quasi-complete separation of data points detected.				*	WARNING: Negative of Hessian not positive definite.			NE	Algorithm converged.	NE	NE	0,3325		NE	Algorithm converged.	NE	NE

Only AEs of highest severity are counted.
Test for interaction based on RR (Log-binomial regression)
* indicates convergence problem. Result is uninterpretable.
Clinical cut-off: YOSEMITE 01NOV2021 and RHINE 28OCT2021

Program: root/global/globalshare/morse_macros/current/prod/program/t_ae_raw_soc.sas
Output: root/clinical_studies/RO6867461/CO770122/share/ACE_pool_SME_CSR_Final/prod/output_saf_bc/t_ae_raw_soc_sq_WSEVAE_SERC_OCTNOV2021_SME.xls
15MAR2022 13:19

POPULATION: Safety-Evaluable Population B vs. C
ENDPOINT: Severe AEs throughout the Entire Study
MODEL: Unstratified analysis
STUDY: GR40349 & GR40398
Dichotomous Analysis by Subgroups (Safety)

Baseline BCVA ETDRS letter score

			Faricimab (PTI) (N=632)				Aflibercept (N=625)				Faricimab (PTI) vs. Aflibercept																	Aflibercept vs. Faricimab (PTI)				
			Patients		Patients with Event		Patients		Patients with Event		Odds Ratio						Absolute Risk Difference				Relative Risk							Relative Risk				
MedDRA System Organ Class	MedDRA Preferred Term	Level	n	%	n	%	n	%	n	%	Odds Ratio		Convergence Reason	95% Lower CL	95% Upper CL	Absolute Risk		Convergence Reason	95% Lower CL	95% Upper CL	Relative Risk		Convergence Reason	95% Lower CL	95% Upper CL	p-value (Cochran-Mantel-Haenszel)	Interaction Test p-value (likelihood ratio)	Relative Risk		Convergence Reason	95% Lower CL	95% Upper CL
Blood and lymphatic system disorders		< 64 letters	281	44,5	2	0,7	284	45,4	2	0,7	1,01		Convergence criterion (GCONV=1E-8) satisfied.	0,14	7,23	0,000		Algorithm converged.	-0,014	0,014	1,01		Algorithm converged.	0,14	7,13	0,9915	0,7826	0,99		Algorithm converged.	0,14	6,98
Blood and lymphatic system disorders		>= 64 letters	349	55,2	3	0,9	341	54,6	2	0,6	1,47		Convergence criterion (GCONV=1E-8) satisfied.	0,24	8,85	0,003		Algorithm converged.	-0,010	0,015	1,47		Algorithm converged.	0,25	8,72	0,6726		0,68		Algorithm converged.	0,11	4,06
Blood and lymphatic system disorders		Missing	2	0,3	0	0,0	0	0,0	0	0,0	NE			NE	NE	NE		NE	NE	NE	NE		NE	NE	NE	NE		NE		NE	NE	NE
Blood and lymphatic system disorders	Anaemia	< 64 letters	281	44,5	2	0,7	284	45,4	1	0,4	2,03		Convergence criterion (GCONV=1E-8) satisfied.	0,18	22,50	0,004		Algorithm converged.	-0,008	0,016	2,02		Algorithm converged.	0,18	22,17	0,5568	0,6410	0,49		Algorithm converged.	0,05	5,43
Blood and lymphatic system disorders	Anaemia	>= 64 letters	349	55,2	2	0,6	341	54,6	2	0,6	0,98		Convergence criterion (GCONV=1E-8) satisfied.	0,14	6,97	0,000		Algorithm converged.	-0,011	0,011	0,98		Algorithm converged.	0,14	6,90	0,9815		1,02		Algorithm converged.	0,14	7,22
Blood and lymphatic system disorders	Anaemia	Missing	2	0,3	0	0,0	0	0,0	0	0,0	NE			NE	NE	NE		NE	NE	NE	NE		NE	NE	NE	NE		NE		NE	NE	NE
Blood and lymphatic system disorders	Anaemia of chronic disease	< 64 letters	281	44,5	0	0,0	284	45,4	1	0,4		*	Quasi-complete separation of data points detected.				*	ERROR: The mean parameter is either invalid or at a limit of its range for some observations.			0,00		Algorithm converged.	0,00	NE	0,3199	NE	>999.99		Algorithm converged.	0,00	NE
Blood and lymphatic system disorders	Anaemia of chronic disease	>= 64 letters	349	55,2	0	0,0	341	54,6	0	0,0	NE			NE	NE	NE		NE	NE	NE	NE		NE	NE	NE	NE		NE		NE	NE	NE
Blood and lymphatic system disorders	Anaemia of chronic disease	Missing	2	0,3	0	0,0	0	0,0	0	0,0	NE			NE	NE	NE		NE	NE	NE	NE		NE	NE	NE	NE		NE		NE	NE	NE
Blood and lymphatic system disorders	Lymphadenopathy mediastinal	< 64 letters	281	44,5	0	0,0	284	45,4	0	0,0	NE			NE	NE	NE		NE	NE	NE	NE		NE	NE	NE	NE	NE	NE		NE	NE	NE
Blood and lymphatic system disorders	Lymphadenopathy mediastinal	>= 64 letters	349	55,2	1	0,3	341	54,6	0	0,0		*	Quasi-complete separation of data points detected.				*	WARNING: The relative Hessian convergence criterion of 49.754598305 is greater than the limit of 0.0001. The convergence is questionable.			NE		Algorithm converged.	NE	NE	0,3229		NE		Algorithm converged.	NE	NE
Blood and lymphatic system disorders	Lymphadenopathy mediastinal	Missing	2	0,3	0	0,0	0	0,0	0	0,0	NE			NE	NE	NE		NE	NE	NE	NE		NE	NE	NE	NE		NE		NE	NE	NE
Cardiac disorders		< 64 letters	281	44,5	19	6,8	284	45,4	15	5,3	1,30		Convergence criterion (GCONV=1E-8) satisfied.	0,65	2,61	0,015		Algorithm converged.	-0,024	0,054	1,28		Algorithm converged.	0,66	2,47	0,4600	0,2783	0,78		Algorithm converged.	0,41	1,51
Cardiac disorders		>= 64 letters	349	55,2	14	4,0	341	54,6	18	5,3	0,75		Convergence criterion (GCONV=1E-8) satisfied.	0,37	1,53	-0,013		Algorithm converged.	-0,044	0,019	0,76		Algorithm converged.	0,38	1,50	0,4291		1,32		Algorithm converged.	0,67	2,60
Cardiac disorders		Missing	2	0,3	0	0,0	0	0,0	0	0,0	NE			NE	NE	NE		NE	NE	NE	NE		NE	NE	NE	NE		NE		NE	NE	NE
Cardiac disorders	Acute coronary syndrome	< 64 letters	281	44,5	0	0,0	284	45,4	0	0,0	NE			NE	NE	NE		NE	NE	NE	NE		NE	NE	NE	NE	NE	NE		NE	NE	NE
Cardiac disorders	Acute coronary syndrome	>= 64 letters	349	55,2	1	0,3	341	54,6	0	0,0		*	Quasi-complete separation of data points detected.				*	WARNING: The relative Hessian convergence criterion of 49.754598305 is greater than the limit of 0.0001. The convergence is questionable.			NE		Algorithm converged.	NE	NE	0,3229		NE		Algorithm converged.	NE	NE
Cardiac disorders	Acute coronary syndrome	Missing	2	0,3	0	0,0	0	0,0	0	0,0	NE			NE	NE	NE		NE	NE	NE	NE		NE	NE	NE	NE		NE		NE	NE	NE
Cardiac disorders	Acute left ventricular failure	< 64 letters	281	44,5	1	0,4	284	45,4	1	0,4	1,01		Convergence criterion (GCONV=1E-8) satisfied.	0,06	16,24	0,000		Algorithm converged.	-0,010	0,010	1,01		Algorithm converged.	0,06	16,08	0,9940	0,3008	0,99		Algorithm converged.	0,06	15,74
Cardiac disorders	Acute left ventricular failure	>= 64 letters	349	55,2	0	0,0	341	54,6	1	0,3		*	Quasi-complete separation of data points detected.				*	ERROR: The mean parameter is either invalid or at a limit of its range for some observations.			0,00		Algorithm converged.	0,00	NE	0,3117		>999.99		Algorithm converged.	0,00	NE
Cardiac disorders	Acute left ventricular failure	Missing	2	0,3	0	0,0	0	0,0	0	0,0	NE			NE	NE	NE		NE	NE	NE	NE		NE	NE	NE	NE		NE		NE	NE	NE
Cardiac disorders	Acute myocardial infarction	< 64 letters	281	44,5	2	0,7	284	45,4	1	0,4	2,03		Convergence criterion (GCONV=1E-8) satisfied.	0,18	22,50	0,004		Algorithm converged.	-0,008	0,016	2,02		Algorithm converged.	0,18	22,17	0,5568	0,6149	0,49		Algorithm converged.	0,05	5,43
Cardiac disorders	Acute myocardial infarction	>= 64 letters	349	55,2	3	0,9	341	54,6	3	0,9	0,98		Convergence criterion (GCONV=1E-8) satisfied.	0,20	4,87	0,000		Algorithm converged.	-0,014	0,014	0,98		Algorithm converged.	0,20	4,81	0,9773		1,02		Algorithm converged.	0,21	5,04
Cardiac disorders	Acute myocardial infarction	Missing	2	0,3	0	0,0	0	0,0	0	0,0	NE			NE	NE	NE		NE	NE	NE	NE		NE	NE	NE	NE		NE		NE	NE	NE
Cardiac disorders	Angina pectoris	< 64 letters	281	44,5	1	0,4	284	45,4	1	0,4	1,01		Convergence criterion (GCONV=1E-8) satisfied.	0,06	16,24	0,000		Algorithm converged.	-0,010	0,010	1,01		Algorithm converged.	0,06	16,08	0,9940	1,0000	0,99		Algorithm converged.	0,06	15,74
Cardiac disorders	Angina pectoris	>= 64 letters	349	55,2	0	0,0	341	54,6	0	0,0	NE			NE	NE	NE		NE	NE	NE	NE		NE	NE	NE	NE		NE		NE	NE	NE
Cardiac disorders	Angina pectoris	Missing	2	0,3	0	0,0	0	0,0	0	0,0	NE			NE	NE	NE		NE	NE	NE	NE		NE	NE	NE	NE		NE		NE	NE	NE
Cardiac disorders	Angina unstable	< 64 letters	281	44,5	0	0,0	284	45,4	0	0,0	NE			NE	NE	NE		NE	NE	NE	NE		NE	NE	NE	NE	NE	NE		NE	NE	NE
Cardiac disorders	Angina unstable	>= 64 letters	349	55,2	1	0,3	341	54,6	0	0,0		*	Quasi-complete separation of data points detected.				*	WARNING: The relative Hessian convergence criterion of 49.754598305 is greater than the limit of 0.0001. The convergence is questionable.			NE		Algorithm converged.	NE	NE	0,3229		NE		Algorithm converged.	NE	NE
Cardiac disorders	Angina unstable	Missing	2	0,3	0	0,0	0	0,0	0	0,0	NE			NE	NE	NE		NE	NE	NE	NE		NE	NE	NE	NE		NE		NE	NE	NE
Cardiac disorders	Arrhythmia	< 64 letters	281	44,5	0	0,0	284	45,4	0	0,0	NE			NE	NE	NE		NE	NE	NE	NE		NE	NE	NE	NE	1,0000	NE		NE	NE	NE
Cardiac disorders	Arrhythmia	>= 64 letters	349	55,2	1	0,3	341	54,6	1	0,3	0,98		Convergence criterion (GCONV=1E-8) satisfied.	0,06	15,68	0,000		Algorithm converged.	-0,008	0,008	0,98		Algorithm converged.	0,06	15,56	0,9869		1,02		Algorithm converged.	0,06	16,30
Cardiac disorders	Arrhythmia	Missing	2	0,3	0	0,0	0	0,0	0	0,0	NE			NE	NE	NE		NE	NE	NE	NE		NE	NE	NE	NE		NE		NE	NE	NE
Cardiac disorders	Atrial fibrillation	< 64 letters	281	44,5	0	0,0	284	45,4	0	0,0	NE			NE	NE	NE		NE	NE	NE	NE		NE	NE	NE	NE	NE	NE		NE	NE	NE
Cardiac disorders	Atrial fibrillation	>= 64 letters	349	55,2	2	0,6	341	54,6	0	0,0		*	Quasi-complete separation of data points detected.				*	WARNING: Negative of Hessian not positive definite.			NE		Algorithm converged.	NE	NE	0,1618		NE		Algorithm converged.	NE	NE
Cardiac disorders	Atrial fibrillation	Missing	2	0,3	0	0,0	0	0,0	0	0,0	NE			NE	NE	NE		NE	NE	NE	NE		NE	NE	NE	NE		NE		NE	NE	NE
Cardiac disorders	Atrioventricular block	< 64 letters	281	44,5	0	0,0	284	45,4	0	0,0	NE			NE	NE	NE		NE	NE	NE	NE		NE	NE	NE	NE	NE	NE		NE	NE	NE
Cardiac disorders	Atrioventricular block	>= 64 letters	349	55,2	0	0,0	341	54,6	1	0,3		*	Quasi-complete separation of data points detected.				*	ERROR: The mean parameter is either invalid or at a limit of its range for some observations.			0,00		Algorithm converged.	0,00	NE	0,3117		>999.99		Algorithm converged.	0,00	NE
Cardiac disorders	Atrioventricular block	Missing	2	0,3	0	0,0	0	0,0	0	0,0	NE			NE	NE	NE		NE	NE	NE	NE		NE	NE	NE	NE		NE		NE	NE	NE
Cardiac disorders	Atrioventricular block complete	< 64 letters	281	44,5	1	0,4	284	45,4	0	0,0		*	Quasi-complete separation of data points detected.				*	WARNING: Negative of Hessian not positive definite.			NE		Algorithm converged.	NE	NE	0,3147	0,0937	NE		Algorithm converged.	NE	NE
Cardiac disorders	Atrioventricular block complete	>= 64 letters	349	55,2	0	0,0	341	54,6	1	0,3		*	Quasi-complete separation of data points detected.				*	ERROR: Error in computing the link function, its derivatives, or the variance function.			0,00		Algorithm converged.	0,00	NE	0,3117		>999.99		Algorithm converged.	0,00	NE
Cardiac disorders	Atrioventricular block complete	Missing	2	0,3	0	0,0	0	0,0	0	0,0	NE			NE	NE	NE		NE	NE	NE	NE		NE	NE	NE	NE		NE		NE	NE	NE
Cardiac disorders	Atrioventricular block second degree	< 64 letters	281	44,5	0	0,0	284	45,4	1	0,4		*	Quasi-complete separation of data points detected.				*	ERROR: The mean parameter is either invalid or at a limit of its range for some observations.			0,00		Algorithm converged.	0,00	NE	0,3199	NE	>999.99		Algorithm converged.	0,00	NE
Cardiac disorders	Atrioventricular block second degree	>= 64 letters	349	55,2	0	0,0	341	54,6	0	0,0	NE			NE	NE	NE		NE	NE	NE	NE		NE	NE	NE	NE		NE		NE	NE	NE
Cardiac disorders	Atrioventricular block second degree	Missing	2	0,3	0	0,0	0	0,0	0	0,0	NE			NE	NE	NE		NE	NE	NE	NE		NE	NE	NE	NE		NE		NE	NE	NE
Cardiac disorders	Cardiac arrest	< 64 letters	281	44,5	1	0,4	284	45,4	1	0,4	1,01		Convergence criterion (GCONV=1E-8) satisfied.	0,06	16,24	0,000		Algorithm converged.	-0,010	0,010	1,01		Algorithm converged.	0,06	16,08	0,9940	1,0000	0,99		Algorithm converged.	0,06	15,74
Cardiac disorders	Cardiac arrest	>= 64 letters	349	55,2	0	0,0	341	54,6	0	0,0	NE			NE	NE	NE		NE	NE	NE	NE		NE	NE	NE	NE		NE		NE	NE	NE
Cardiac disorders	Cardiac arrest	Missing	2	0,3	0	0,0	0	0,0	0	0,0	NE			NE	NE	NE		NE	NE	NE	NE		NE	NE	NE	NE		NE		NE	NE	NE
Cardiac disorders	Cardiac failure	< 64 letters	281	44,5	3	1,1	284	45,4	1	0,4	3,05		Convergence criterion (GCONV=1E-8) satisfied.	0,32	29,53	0,007		Algorithm converged.	-0,007	0,021	3,03		Algorithm converged.	0,32	28,97	0,3109	0,7937	0,33		Algorithm converged.	0,03	3,15
Cardiac disorders	Cardiac failure	>= 64 letters	349	55,2	2	0,6	341	54,6	1	0,3	1,96		Convergence criterion (GCONV=1E-8) satisfied.	0,18	21,71	0,003		Algorithm converged.	-0,007	0,013	1,95		Algorithm converged.	0,18	21,45	0,5768		0,51		Algorithm converged.	0,05	5,62
Cardiac disorders	Cardiac failure	Missing	2	0,3	0	0,0	0	0,0	0	0,0	NE			NE	NE	NE		NE	NE	NE	NE		NE	NE	NE	NE		NE		NE	NE	NE
Cardiac disorders	Cardiac failure chronic	< 64 letters	281	44,5	0	0,0	284	45,4	0	0,0	NE			NE	NE	NE		NE	NE	NE	NE		NE	NE	NE	NE	NE	NE		NE	NE	NE
Cardiac disorders	Cardiac failure chronic	>= 64 letters	349	55,2	0	0,0	341	54,6	1	0,3		*	Quasi-complete separation of data points detected.				*	ERROR: Error in computing the link function, its derivatives, or the variance function.			0,00		Algorithm converged.	0,00	NE	0,3117		>999.99		Algorithm converged.	0,00	NE
Cardiac disorders	Cardiac failure chronic	Missing	2	0,3	0	0,0	0	0,0	0	0,0	NE			NE	NE	NE		NE	NE	NE	NE		NE	NE	NE	NE		NE		NE	NE	NE
Cardiac disorders	Cardiac failure congestive	< 64 letters	281	44,5	3	1,1	284	45,4	3	1,1	1,01		Convergence criterion (GCONV=1E-8) satisfied.	0,20	5,05	0,000		Algorithm converged.	-0,017	0,017	1,01		Algorithm converged.	0,21	4,96	0,9896	0,9765	0,99		Algorithm converged.	0,20	4,86
Cardiac disorders	Cardiac failure congestive	>= 64 letters	349	55,2	3	0,9	341	54,6	3	0,9	0,98		Convergence criterion (GCONV=1E-8) satisfied.	0,20	4,87	0,000		Algorithm converged.	-0,014	0,014	0,98		Algorithm converged.	0,20	4,81	0,9773		1,02		Algorithm converged.	0,21	5,04
Cardiac disorders	Cardiac failure congestive	Missing	2	0,3	0	0,0	0	0,0	0	0,0	NE			NE	NE	NE		NE	NE	NE	NE		NE	NE	NE	NE		NE		NE	NE	NE
Cardiac disorders	Cardio-respiratory arrest	< 64 letters	281	44,5	0	0,0	284	45,4	0	0,0	NE			NE	NE	NE		NE	NE	NE	NE		NE	NE	NE	NE	NE	NE		NE	NE	NE
Cardiac disorders	Cardio-respiratory arrest	>= 64 letters	349	55,2	0	0,0	341	54,6	1	0,3		*	Quasi-complete separation of data points detected.				*	ERROR: Error in computing the link function, its derivatives, or the variance function.			0,00		Algorithm converged.	0,00	NE	0,3117		>999.99		Algorithm converged.	0,00	NE
Cardiac disorders	Cardio-respiratory arrest	Missing	2	0,3	0	0,0	0	0,0	0	0,0	NE			NE	NE	NE		NE	NE	NE	NE		NE	NE	NE	NE		NE		NE	NE	NE
Cardiac disorders	Cardiopulmonary failure	< 64 letters	281	44,5	0	0,0	284	45,4	0	0,0	NE			NE	NE	NE		NE	NE	NE	NE		NE	NE	NE	NE	NE	NE		NE	NE	NE
Cardiac disorders	Cardiopulmonary failure	>= 64 letters	349	55,2	1	0,3	341	54,6	0	0,0		*	Quasi-complete separation of data points detected.				*	WARNING: The relative Hessian convergence criterion of 49.754598305 is greater than the limit of 0.0001. The convergence is questionable.			NE		Algorithm converged.	NE	NE	0,3229		NE		Algorithm converged.	NE	NE
Cardiac disorders	Cardiopulmonary failure	Missing	2	0,3	0	0,0	0	0,0	0	0,0	NE			NE	NE	NE		NE	NE	NE	NE		NE	NE	NE	NE		NE		NE	NE	NE
Cardiac disorders	Cardiovascular disorder	< 64 letters	281	44,5	1	0,4	284	45,4	0	0,0		*	Quasi-complete separation of data points detected.				*	WARNING: Negative of Hessian not positive definite.			NE		Algorithm converged.	NE	NE	0,3147	NE	NE		Algorithm converged.	NE	NE
Cardiac disorders	Cardiovascular disorder	>= 64 letters	349	55,2	0	0,0	341	54,6	0	0,0	NE			NE	NE	NE		NE	NE	NE	NE		NE	NE	NE	NE		NE		NE	NE	NE
Cardiac disorders	Cardiovascular disorder	Missing	2	0,3	0	0,0	0	0,0	0	0,0	NE			NE	NE	NE		NE	NE	NE	NE		NE	NE	NE	NE		NE		NE	NE	NE
Cardiac disorders	Chronic left ventricular failure	< 64 letters	281	44,5	1	0,4	284	45,4	0	0,0		*	Quasi-complete separation of data points detected.				*	WARNING: Negative of Hessian not positive definite.			NE		Algorithm converged.	NE	NE	0,3147	NE	NE		Algorithm converged.	NE	NE
Cardiac disorders	Chronic left ventricular failure	>= 64 letters	349	55,2	0	0,0	341	54,6	0	0,0	NE			NE	NE	NE		NE	NE	NE	NE		NE	NE	NE	NE		NE		NE	NE	NE
Cardiac disorders	Chronic left ventricular failure	Missing	2	0,3	0	0,0	0	0,0	0	0,0	NE			NE	NE	NE		NE	NE	NE	NE		NE	NE	NE	NE		NE		NE	NE	NE
Cardiac disorders	Coronary artery disease	< 64 letters	281	44,5	3	1,1	284	45,4	2	0,7	1,52		Convergence criterion (GCONV=1E-8) satisfied.	0,25	9,17	0,004		Algorithm converged.	-0,012	0,019	1,52		Algorithm converged.	0,26	9,00	0,6450	0,2737	0,66		Algorithm converged.	0,11	3,92
Cardiac disorders	Coronary artery disease	>= 64 letters	349	55,2	1	0,3	341	54,6	3	0,9	0,32		Convergence criterion (GCONV=1E-8) satisfied.	0,03	3,13	-0,006		Algorithm converged.	-0,017	0,005	0,33		Algorithm converged.	0,03	3,12	0,3051		3,07		Algorithm converged.	0,32	29,37
Cardiac disorders	Coronary artery disease	Missing	2	0,3	0	0,0	0	0,0	0	0,0	NE			NE	NE	NE		NE	NE	NE	NE		NE	NE	NE	NE		NE		NE	NE	NE
Cardiac disorders	Hypertensive heart disease	< 64 letters	281	44,5	0	0,0	284	45,4	1	0,4		*	Quasi-complete separation of data points detected.				*	ERROR: The mean parameter is either invalid or at a limit of its range for some observations.			0,00		Algorithm converged.	0,00	NE	0,3199	NE	>999.99		Algorithm converged.	0,00	NE
Cardiac disorders	Hypertensive heart disease	>= 64 letters	349	55,2	0	0,0	341	54,6	0	0,0	NE			NE	NE	NE		NE	NE	NE	NE		NE	NE	NE	NE		NE		NE	NE	NE
Cardiac disorders	Hypertensive heart disease	Missing	2	0,3	0	0,0	0	0,0	0	0,0	NE			NE	NE	NE		NE	NE	NE	NE		NE	NE	NE	NE		NE		NE	NE	NE
Cardiac disorders	Ischaemic cardiomyopathy	< 64 letters	281	44,5	2	0,7	284	45,4	0	0,0		*	Quasi-complete separation of data points detected.				*	WARNING: Negative of Hessian not positive definite.			NE		Algorithm converged.	NE	NE	0,1547	NE	NE		Algorithm converged.	NE	NE
Cardiac disorders	Ischaemic cardiomyopathy	>= 64 letters	349	55,2	0	0,0	341	54,6	0	0,0	NE			NE	NE	NE		NE	NE	NE	NE		NE	NE	NE	NE		NE		NE	NE	NE
Cardiac disorders	Ischaemic cardiomyopathy	Missing	2	0,3	0	0,0	0	0,0	0	0,0	NE			NE	NE	NE		NE	NE	NE	NE		NE	NE	NE	NE		NE		NE	NE	NE
Cardiac disorders	Myocardial infarction	< 64 letters	281	44,5	6	2,1	284	45,4	4	1,4	1,53		Convergence criterion (GCONV=1E-8) satisfied.	0,43	5,47	0,007		Algorithm converged.	-0,014	0,029	1,52		Algorithm converged.	0,43	5,31	0,5128	0,2805	0,66		Algorithm converged.	0,19	2,31
Cardiac disorders	Myocardial infarction	>= 64 letters	349	55,2	2	0,6	341	54,6	4	1,2	0,49		Convergence criterion (GCONV=1E-8) satisfied.	0,09	2,67	-0,006		Algorithm converged.	-0,020	0,008	0,49		Algorithm converged.	0,09	2,65	0,3964		2,05		Algorithm converged.	0,38	11,10
Cardiac disorders	Myocardial infarction	Missing	2	0,3	0	0,0	0	0,0	0	0,0	NE			NE	NE	NE		NE	NE	NE	NE		NE	NE	NE	NE		NE		NE	NE	NE
Cardiac disorders	Pericardial effusion	< 64 letters	281	44,5	0	0,0	284	45,4	1	0,4		*	Quasi-complete separation of data points detected.				*	ERROR: The mean parameter is either invalid or at a limit of its range for some observations.			0,00		Algorithm converged.	0,00	NE	0,3199	NE	>999.99		Algorithm converged.	0,00	NE
Cardiac disorders	Pericardial effusion	>= 64 letters	349	55,2	0	0,0	341	54,6	0	0,0	NE			NE	NE	NE		NE	NE	NE	NE		NE	NE	NE	NE		NE		NE	NE	NE
Cardiac disorders	Pericardial effusion	Missing	2	0,3	0	0,0	0	0,0	0	0,0	NE			NE	NE	NE		NE	NE	NE	NE		NE	NE	NE	NE		NE		NE	NE	NE
Cardiac disorders	Ventricular fibrillation	< 64 letters	281	44,5	0	0,0	284	45,4	1	0,4		*	Quasi-complete separation of data points detected.				*	ERROR: The mean parameter is either invalid or at a limit of its range for some observations.			0,00		Algorithm converged.	0,00	NE	0,3199	NE	>999.99		Algorithm converged.	0,00	NE
Cardiac disorders	Ventricular fibrillation	>= 64 letters	349	55,2	0	0,0	341	54,6	0	0,0	NE			NE	NE	NE		NE	NE	NE	NE		NE	NE	NE	NE		NE		NE	NE	NE
Cardiac disorders	Ventricular fibrillation	Missing	2	0,3	0	0,0	0	0,0	0	0,0	NE			NE	NE	NE		NE	NE	NE	NE		NE	NE	NE	NE		NE		NE	NE	NE
Endocrine disorders		< 64 letters	281	44,5	0	0,0	284	45,4	0	0,0	NE			NE	NE	NE		NE	NE	NE	NE		NE	NE	NE	NE	NE	NE		NE	NE	NE
Endocrine disorders		>= 64 letters	349	55,2	0	0,0	341	54,6	1	0,3		*	Quasi-complete separation of data points detected.				*	ERROR: Error in computing the link function, its derivatives, or the variance function.			0,00		Algorithm converged.	0,00	NE	0,3117		>999.99		Algorithm converged.	0,00	NE
Endocrine disorders		Missing	2	0,3	0	0,0	0	0,0	0	0,0	NE			NE	NE	NE		NE	NE	NE	NE		NE	NE	NE	NE		NE		NE	NE	NE
Endocrine disorders	Hyperplasia adrenal	< 64 letters	281	44,5	0	0,0	284	45,4	0	0,0	NE			NE	NE	NE		NE	NE	NE	NE		NE	NE	NE	NE	NE	NE		NE	NE	NE
Endocrine disorders	Hyperplasia adrenal	>= 64 letters	349	55,2	0	0,0	341	54,6	1	0,3		*	Quasi-complete separation of data points detected.				*	ERROR: Error in computing the link function, its derivatives, or the variance function.			0,00		Algorithm converged.	0,00	NE	0,3117		>999.99		Algorithm converged.	0,00	NE
Endocrine disorders	Hyperplasia adrenal	Missing	2	0,3	0	0,0	0	0,0	0	0,0	NE			NE	NE	NE		NE	NE	NE	NE		NE	NE	NE	NE		NE		NE	NE	NE

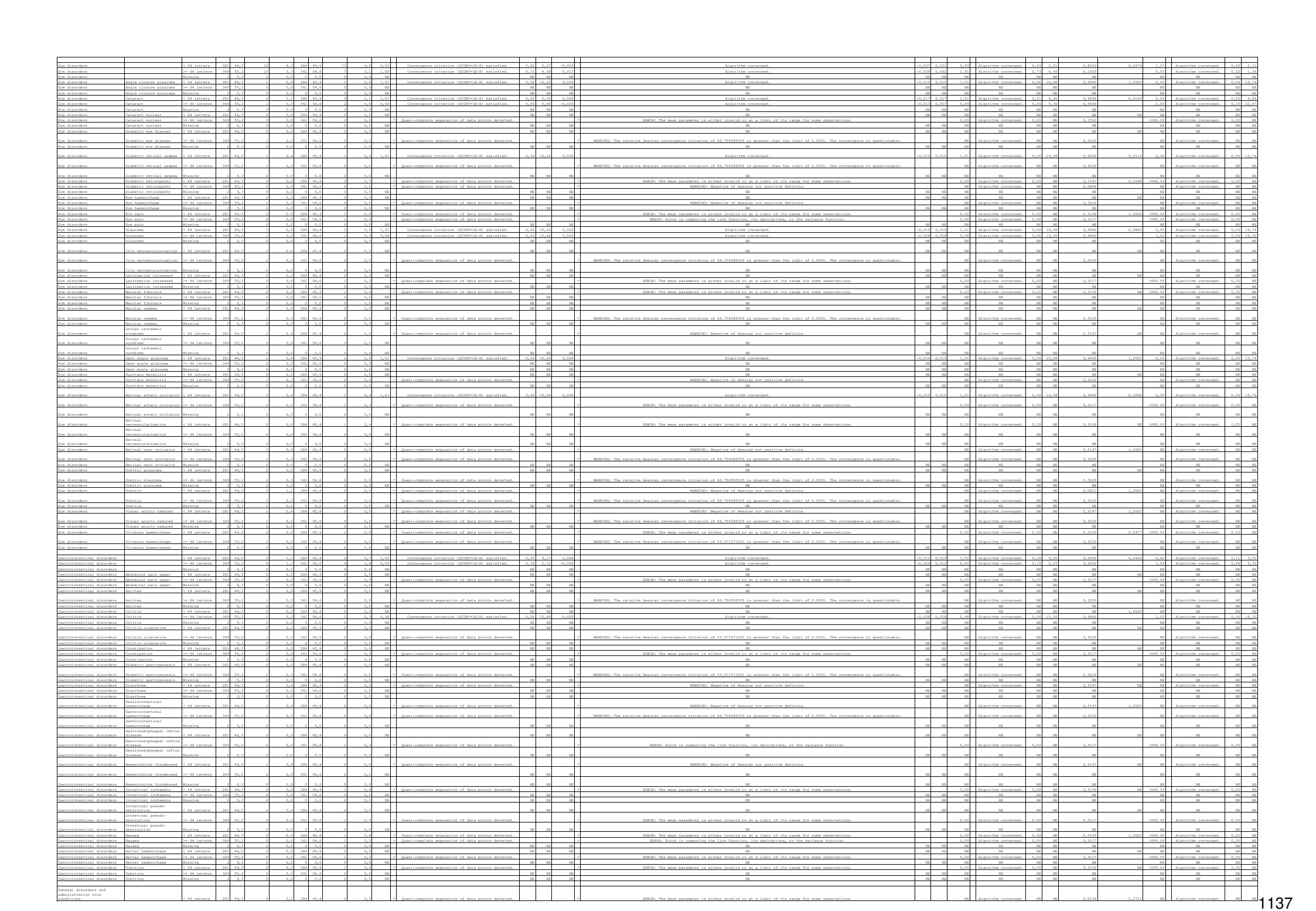

| | | |

| | | |

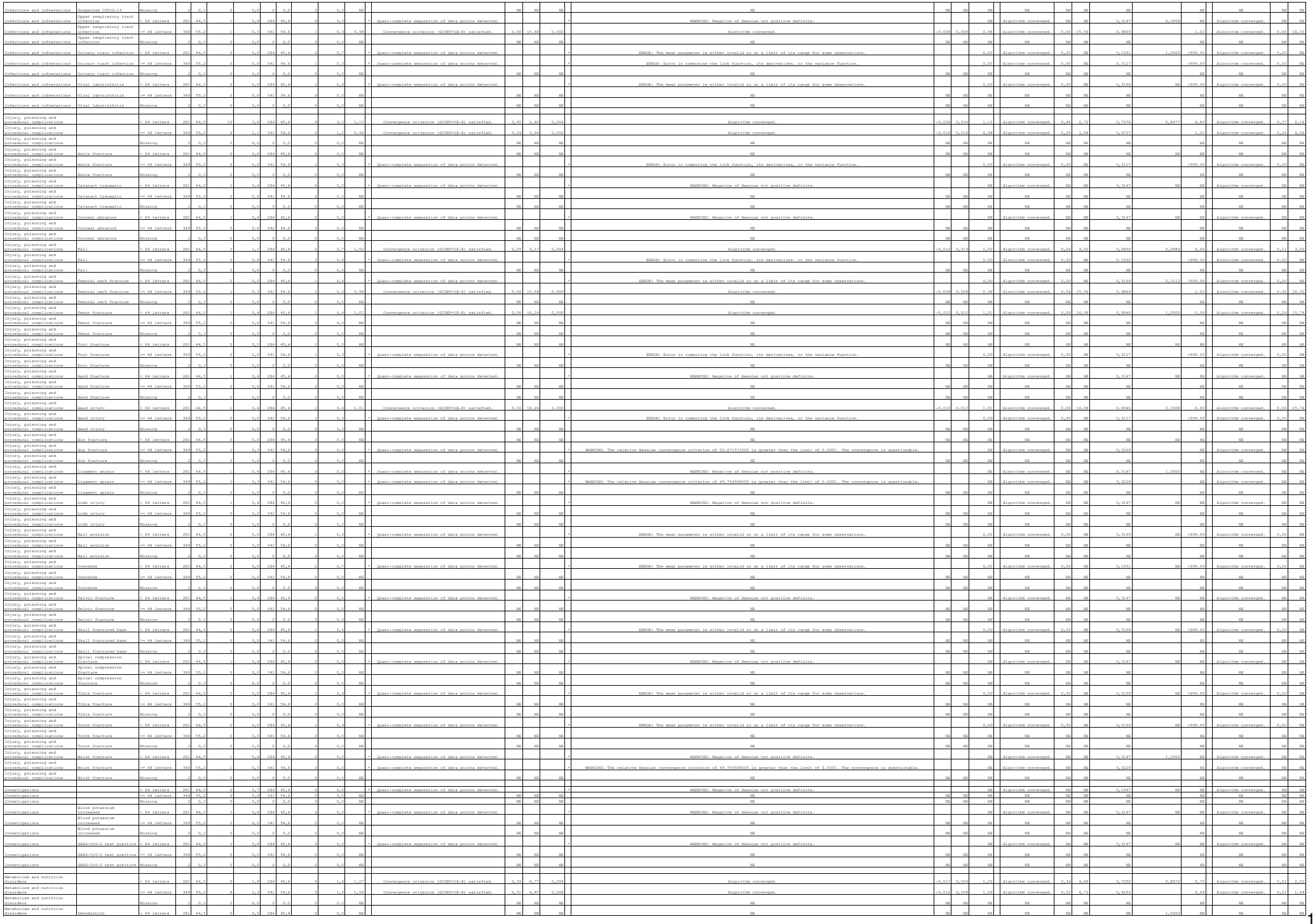

| | | |

| | | |

| | | |

| | | |

POPULATION: Safety-Evaluable Population B vs. C
ENDPOINT: Severe AEs throughout the Entire Study
MODEL: Unstratified analysis
STUDY: GR40349 & GR40398
Dichotomous Analysis by Subgroups (Safety)

Geographic region

			Parsimab (PTI) (N=632)				Aflibercept (N=425)				Parsimab (PTI) vs. Aflibercept												Aflibercept vs. Parsimab (PTI)			
			Patients		Patients with Event		Patients		Patients with Event		Odds Ratio				Absolute Risk Difference				Relative Risk				Relative Risk			
MedDRA System Organ Class	MedDRA Preferred Term	Level	n	%	n	%	n	%	n	%	Odds Ratio	Convergence Reason	95% Lower CL	95% Upper CL	Absolute Risk	Convergence Reason	95% Lower CL	95% Upper CL	Relative Risk	Convergence Reason	95% Lower CL	95% Upper CL	p-value (Cochran-Mantel-Haenszel)	Interaction Test p-value (likelihood ratio)	Relative Risk	Convergence Reason	95% Lower CL	95% Upper CL
Blood and lymphatic system disorders		Europe	219	34.7	4	1.8	218	34.9	0	0.0		* Quasi-complete separation of data points detected.				* WARNING: Negative of Hessian not positive definite.			NE	Algorithm converged.	NE	NE	0.0452	0.0188	NE	Algorithm converged.	NE	NE
Blood and lymphatic system disorders		America	344	54.4	1	0.3	330	54.2	3	0.9	0.33	Convergence criterion (GCONV=1E-8) satisfied.	0.03	3.15	-0.006	Algorithm converged.	-0.017	0.006	0.33	Algorithm converged.	0.03	3.14	0.3052		3.66	Algorithm converged.	0.32	29.12
Blood and lymphatic system disorders		Asia Pacific (inc. Australia)	69	10.9	0	0.0	68	10.9	1	1.5		* Quasi-complete separation of data points detected.				* WARNING: The relative Hessian convergence criterion of 12.21074153 is greater than the limit of 0.0001. The convergence is questionable.			0.00	Algorithm converged.	0.00	NE	0.3138		>999.99	Algorithm converged.	0.00	NE
Blood and lymphatic system disorders	Anaemia	Europe	219	34.7	3	1.4	218	34.9	0	0.0		* Quasi-complete separation of data points detected.				* WARNING: Negative of Hessian not positive definite.			NE	Algorithm converged.	NE	NE	0.0833	0.0551	NE	Algorithm converged.	NE	NE
Blood and lymphatic system disorders	Anaemia	America	344	54.4	1	0.3	330	54.2	2	0.6	0.45	Convergence criterion (GCONV=1E-8) satisfied.	0.04	5.44	-0.003	Algorithm converged.	-0.013	0.007	0.49	Algorithm converged.	0.04	5.41	0.5548		2.03	Algorithm converged.	0.18	22.28
Blood and lymphatic system disorders	Anaemia	Asia Pacific (inc. Australia)	69	10.9	0	0.0	68	10.9	1	1.5		* Quasi-complete separation of data points detected.				* WARNING: The relative Hessian convergence criterion of 12.21074153 is greater than the limit of 0.0001. The convergence is questionable.			0.00	Algorithm converged.	0.00	NE	0.3138		>999.99	Algorithm converged.	0.00	NE
Blood and lymphatic system disorders	Anaemia of chronic disease	Europe	219	34.7	0	0.0	218	34.9	0	0.0	NE		NE	NE	NE		NE	NE	NE		NE	NE	NE	NE	NE		NE	NE
Blood and lymphatic system disorders	Anaemia of chronic disease	America	344	54.4	0	0.0	330	54.2	1	0.3		* Quasi-complete separation of data points detected.				* ERROR: The mean parameter is either invalid or at a limit of its range for some observations.			0.00	Algorithm converged.	0.00	NE	0.3138		>999.99	Algorithm converged.	0.00	NE
Blood and lymphatic system disorders	Anaemia of chronic disease	Asia Pacific (inc. Australia)	69	10.9	0	0.0	68	10.9	0	0.0	NE		NE	NE	NE		NE	NE	NE		NE	NE	NE		NE		NE	NE
Blood and lymphatic system disorders	Lymphadenopathy mediastinal	Europe	219	34.7	1	0.5	218	34.9	0	0.0		* Quasi-complete separation of data points detected.				* WARNING: Negative of Hessian not positive definite.			NE	Algorithm converged.	NE	NE	0.3184	NE	NE	Algorithm converged.	NE	NE
Blood and lymphatic system disorders	Lymphadenopathy mediastinal	America	344	54.4	0	0.0	330	54.2	0	0.0	NE		NE	NE	NE		NE	NE	NE		NE	NE	NE		NE		NE	NE
Blood and lymphatic system disorders	Lymphadenopathy mediastinal	Asia Pacific (inc. Australia)	69	10.9	0	0.0	68	10.9	0	0.0	NE		NE	NE	NE		NE	NE	NE		NE	NE	NE		NE		NE	NE
Cardiac disorders		Europe	219	34.7	10	4.6	218	34.9	1	3.2	1.44	Convergence criterion (GCONV=1E-8) satisfied.	0.54	5.86	0.016	Algorithm converged.	-0.023	0.050	1.42	Algorithm converged.	0.93	3.67	0.4643	0.6403	0.70	Algorithm converged.	0.27	1.83
Cardiac disorders		America	344	54.4	23	6.8	330	54.2	22	6.8	0.99	Convergence criterion (GCONV=1E-8) satisfied.	0.48	1.65	-0.007	Algorithm converged.	-0.044	0.030	0.99	Algorithm converged.	0.51	1.58	0.7176		1.12	Algorithm converged.	0.63	1.97
Cardiac disorders		Asia Pacific (inc. Australia)	69	10.9	3	4.3	68	10.9	3	4.4	0.65	Convergence criterion (GCONV=1E-8) satisfied.	0.10	4.00	-0.033	Algorithm converged.	-0.078	0.048	0.65	Algorithm converged.	0.11	3.81	0.6380		1.52	Algorithm converged.	0.24	8.83
Cardiac disorders	Acute coronary syndrome	Europe	219	34.7	0	0.0	218	34.9	0	0.0	NE		NE	NE	NE		NE	NE	NE		NE	NE	NE	NE	NE		NE	NE
Cardiac disorders	Acute coronary syndrome	America	344	54.4	0	0.0	330	54.2	0	0.0	NE		NE	NE	NE		NE	NE	NE		NE	NE	NE		NE		NE	NE
Cardiac disorders	Acute coronary syndrome	Asia Pacific (inc. Australia)	69	10.9	1	1.4	68	10.9	0	0.0		* Quasi-complete separation of data points detected.				* WARNING: The relative Hessian convergence criterion of 11.992173254 is greater than the limit of 0.0001. The convergence is questionable.			NE	Algorithm converged.	NE	NE	0.3208		NE	Algorithm converged.	NE	NE
Cardiac disorders	Acute left ventricular failure	Europe	219	34.7	0	0.0	218	34.9	0	0.0	NE		NE	NE	NE		NE	NE	NE		NE	NE	NE	NE	NE		NE	NE
Cardiac disorders	Acute left ventricular failure	America	344	54.4	1	0.3	330	54.2	2	0.6	0.49	Convergence criterion (GCONV=1E-8) satisfied.	0.04	5.44	-0.003	Algorithm converged.	-0.013	0.007	0.49	Algorithm converged.	0.04	5.41	0.5548		2.03	Algorithm converged.	0.18	22.28
Cardiac disorders	Acute left ventricular failure	Asia Pacific (inc. Australia)	69	10.9	0	0.0	68	10.9	0	0.0	NE		NE	NE	NE		NE	NE	NE		NE	NE	NE		NE		NE	NE
Cardiac disorders	Acute myocardial infarction	Europe	219	34.7	1	0.5	218	34.9	1	0.5	1.00	Convergence criterion (GCONV=1E-8) satisfied.	0.06	16.02	0.000	Algorithm converged.	-0.013	0.013	1.00	Algorithm converged.	0.06	15.81	0.9974	0.5275	1.00	Algorithm converged.	0.06	15.96
Cardiac disorders	Acute myocardial infarction	America	344	54.4	3	0.9	330	54.2	3	0.9	0.99	Convergence criterion (GCONV=1E-8) satisfied.	0.20	4.92	0.000	Algorithm converged.	-0.014	0.014	0.99	Algorithm converged.	0.20	4.89	0.9856		1.01	Algorithm converged.	0.21	4.99
Cardiac disorders	Acute myocardial infarction	Asia Pacific (inc. Australia)	69	10.9	1	1.4	68	10.9	0	0.0		* Quasi-complete separation of data points detected.				* WARNING: The relative Hessian convergence criterion of 11.992173285 is greater than the limit of 0.0001. The convergence is questionable.			NE	Algorithm converged.	NE	NE	0.3208		NE	Algorithm converged.	NE	NE
Cardiac disorders	Angina pectoris	Europe	219	34.7	0	0.0	218	34.9	1	0.5		* Quasi-complete separation of data points detected.				* ERROR: Error in computing the link function, its derivatives, or the variance function.			0.00	Algorithm converged.	0.00	NE	0.3162	NE	>999.99	Algorithm converged.	0.00	NE
Cardiac disorders	Angina pectoris	America	344	54.4	1	0.3	330	54.2	1	0.3		* Quasi-complete separation of data points detected.				* WARNING: Negative of Hessian not positive definite.			NE	Algorithm converged.	NE	NE	0.3203		NE	Algorithm converged.	NE	NE
Cardiac disorders	Angina pectoris	Asia Pacific (inc. Australia)	69	10.9	1	1.4	68	10.9	0	0.0	NE		NE	NE	NE		NE	NE	NE		NE	NE	NE		NE		NE	NE
Cardiac disorders	Angina unstable	Europe	219	34.7	0	0.0	218	34.9	1	0.5	NE		NE	NE	NE		NE	NE	NE		NE	NE	NE	NE	NE		NE	NE
Cardiac disorders	Angina unstable	America	344	54.4	1	0.3	330	54.2	0	0.0		* Quasi-complete separation of data points detected.				* WARNING: Negative of Hessian not positive definite.			NE	Algorithm converged.	NE	NE	0.3208		NE	Algorithm converged.	NE	NE
Cardiac disorders	Angina unstable	Asia Pacific (inc. Australia)	69	10.9	1	1.4	68	10.9	0	0.0	NE		NE	NE	NE		NE	NE	NE		NE	NE	NE		NE		NE	NE
Cardiac disorders	Arrhythmia	Europe	219	34.7	0	0.0	218	34.9	0	0.0	NE		NE	NE	NE		NE	NE	NE		NE	NE	NE	NE	NE		NE	NE
Cardiac disorders	Arrhythmia	America	344	54.4	2	0.6	330	54.2	1	0.3	0.50	Convergence criterion (GCONV=1E-8) satisfied.	0.06	13.82	0.000	Algorithm converged.	-0.009	0.009	0.49	Algorithm converged.	0.04	13.60	0.9937		1.01	Algorithm converged.	0.04	14.16
Cardiac disorders	Arrhythmia	Asia Pacific (inc. Australia)	69	10.9	0	0.0	68	10.9	0	0.0	NE		NE	NE	NE		NE	NE	NE		NE	NE	NE		NE		NE	NE
Cardiac disorders	Atrial fibrillation	Europe	219	34.7	1	0.5	218	34.9	0	0.0		* Quasi-complete separation of data points detected.				* WARNING: Negative of Hessian not positive definite.			NE	Algorithm converged.	NE	NE	0.3184	NE	NE	Algorithm converged.	NE	NE
Cardiac disorders	Atrial fibrillation	America	344	54.4	1	0.3	330	54.2	0	0.0		* Quasi-complete separation of data points detected.				* WARNING: Negative of Hessian not positive definite.			NE	Algorithm converged.	NE	NE	0.3203		NE	Algorithm converged.	NE	NE
Cardiac disorders	Atrial fibrillation	Asia Pacific (inc. Australia)	69	10.9	0	0.0	68	10.9	0	0.0	NE		NE	NE	NE		NE	NE	NE		NE	NE	NE		NE		NE	NE
Cardiac disorders	Atrioventricular block	Europe	219	34.7	0	0.0	218	34.9	0	0.0	NE		NE	NE	NE		NE	NE	NE		NE	NE	NE	NE	NE		NE	NE
Cardiac disorders	Atrioventricular block	America	344	54.4	0	0.0	330	54.2	1	0.3		* Quasi-complete separation of data points detected.				* ERROR: The mean parameter is either invalid or at a limit of its range for some observations.			0.00	Algorithm converged.	0.00	NE	0.3138		>999.99	Algorithm converged.	0.00	NE
Cardiac disorders	Atrioventricular block	Asia Pacific (inc. Australia)	69	10.9	0	0.0	68	10.9	0	0.0	NE		NE	NE	NE		NE	NE	NE		NE	NE	NE		NE		NE	NE
Cardiac disorders	Atrioventricular block complete	Europe	219	34.7	0	0.0	218	34.9	1	0.5		* Quasi-complete separation of data points detected.				* ERROR: Error in computing the link function, its derivatives, or the variance function.			0.00	Algorithm converged.	0.00	NE	0.3162	NE	>999.99	Algorithm converged.	0.00	NE
Cardiac disorders	Atrioventricular block complete	America	344	54.4	1	0.3	330	54.2	0	0.0		* Quasi-complete separation of data points detected.				* WARNING: Negative of Hessian not positive definite.			NE	Algorithm converged.	NE	NE	0.3203		NE	Algorithm converged.	NE	NE
Cardiac disorders	Atrioventricular block complete	Asia Pacific (inc. Australia)	69	10.9	0	0.0	68	10.9	0	0.0	NE		NE	NE	NE		NE	NE	NE		NE	NE	NE		NE		NE	NE
Cardiac disorders	Atrioventricular block second degree	Europe	219	34.7	0	0.0	218	34.9	0	0.0	NE		NE	NE	NE		NE	NE	NE		NE	NE	NE	NE	NE		NE	NE
Cardiac disorders	Atrioventricular block second degree	America	344	54.4	0	0.0	330	54.2	1	0.3		* Quasi-complete separation of data points detected.				* ERROR: The mean parameter is either invalid or at a limit of its range for some observations.			0.00	Algorithm converged.	0.00	NE	0.3138		>999.99	Algorithm converged.	0.00	NE
Cardiac disorders	Atrioventricular block second degree	Asia Pacific (inc. Australia)	69	10.9	0	0.0	68	10.9	0	0.0	NE		NE	NE	NE		NE	NE	NE		NE	NE	NE		NE		NE	NE
Cardiac disorders	Cardiac arrest	Europe	219	34.7	1	0.5	218	34.9	1	0.5	1.00	Convergence criterion (GCONV=1E-8) satisfied.	0.06	16.02	0.000	Algorithm converged.	-0.013	0.013	1.00	Algorithm converged.	0.06	15.81	0.9974	NE	1.00	Algorithm converged.	0.06	15.96
Cardiac disorders	Cardiac arrest	America	344	54.4	0	0.0	330	54.2	0	0.0	NE		NE	NE	NE		NE	NE	NE		NE	NE	NE		NE		NE	NE
Cardiac disorders	Cardiac arrest	Asia Pacific (inc. Australia)	69	10.9	0	0.0	68	10.9	0	0.0	NE		NE	NE	NE		NE	NE	NE		NE	NE	NE		NE		NE	NE
Cardiac disorders	Cardiac failure	Europe	219	34.7	4	1.8	218	34.9	0	0.0		* Quasi-complete separation of data points detected.				* ERROR: Error in computing the link function, its derivatives, or the variance function.			NE	Algorithm converged.	NE	NE	0.0452	NE	NE	Algorithm converged.	NE	NE
Cardiac disorders	Cardiac failure	America	344	54.4	1	0.3	330	54.2	2	0.6	0.45	Convergence criterion (GCONV=1E-8) satisfied.	0.04	5.44	-0.003	Algorithm converged.	-0.013	0.007	0.49	Algorithm converged.	0.04	5.41	0.5548		2.03	Algorithm converged.	0.18	22.28
Cardiac disorders	Cardiac failure	Asia Pacific (inc. Australia)	69	10.9	0	0.0	68	10.9	0	0.0	NE		NE	NE	NE		NE	NE	NE		NE	NE	NE		NE		NE	NE
Cardiac disorders	Cardiac failure chronic	Europe	219	34.7	0	0.0	218	34.9	1	0.5		* Quasi-complete separation of data points detected.				* ERROR: Error in computing the link function, its derivatives, or the variance function.			0.00	Algorithm converged.	0.00	NE	0.3162	NE	>999.99	Algorithm converged.	0.00	NE
Cardiac disorders	Cardiac failure chronic	America	344	54.4	0	0.0	330	54.2	0	0.0	NE		NE	NE	NE		NE	NE	NE		NE	NE	NE		NE		NE	NE
Cardiac disorders	Cardiac failure chronic	Asia Pacific (inc. Australia)	69	10.9	0	0.0	68	10.9	0	0.0	NE		NE	NE	NE		NE	NE	NE		NE	NE	NE		NE		NE	NE
Cardiac disorders	Cardiac failure congestive	Europe	219	34.7	0	0.0	218	34.9	0	0.0	NE		NE	NE	NE		NE	NE	NE		NE	NE	NE	NE	NE		NE	NE
Cardiac disorders	Cardiac failure congestive	America	344	54.4	5	1.7	330	54.2	3	1.9	1.19	Convergence criterion (GCONV=1E-8) satisfied.	0.36	3.92	0.000	Algorithm converged.	-0.016	0.020	1.18	Algorithm converged.	0.36	3.88	0.7800		0.85	Algorithm converged.	0.26	2.74
Cardiac disorders	Cardiac failure congestive	Asia Pacific (inc. Australia)	69	10.9	0	0.0	68	10.9	1	1.5		* Quasi-complete separation of data points detected.				* WARNING: The relative Hessian convergence criterion of 12.210741541 is greater than the limit of 0.0001. The convergence is questionable.			0.00	Algorithm converged.	0.00	NE	0.3138		>999.99	Algorithm converged.	0.00	NE
Cardiac disorders	Cardio-respiratory arrest	Europe	219	34.7	0	0.0	218	34.9	0	0.0	NE		NE	NE	NE		NE	NE	NE		NE	NE	NE	NE	NE		NE	NE
Cardiac disorders	Cardio-respiratory arrest	America	344	54.4	0	0.0	330	54.2	1	0.3		* Quasi-complete separation of data points detected.				* ERROR: The mean parameter is either invalid or at a limit of its range for some observations.			0.00	Algorithm converged.	0.00	NE	0.3138		>999.99	Algorithm converged.	0.00	NE
Cardiac disorders	Cardio-respiratory arrest	Asia Pacific (inc. Australia)	69	10.9	0	0.0	68	10.9	0	0.0	NE		NE	NE	NE		NE	NE	NE		NE	NE	NE		NE		NE	NE
Cardiac disorders	Cardiopulmonary failure	Europe	219	34.7	1	0.5	218	34.9	0	0.0		* Quasi-complete separation of data points detected.				* WARNING: Negative of Hessian not positive definite.			NE	Algorithm converged.	NE	NE	0.3184	NE	NE	Algorithm converged.	NE	NE
Cardiac disorders	Cardiopulmonary failure	America	344	54.4	0	0.0	330	54.2	0	0.0	NE		NE	NE	NE		NE	NE	NE		NE	NE	NE		NE		NE	NE
Cardiac disorders	Cardiopulmonary failure	Asia Pacific (inc. Australia)	69	10.9	0	0.0	68	10.9	0	0.0	NE		NE	NE	NE		NE	NE	NE		NE	NE	NE		NE		NE	NE
Cardiac disorders	Cardiovascular disorder	Europe	219	34.7	0	0.0	218	34.9	0	0.0	NE		NE	NE	NE		NE	NE	NE		NE	NE	NE	NE	NE		NE	NE
Cardiac disorders	Cardiovascular disorder	America	344	54.4	1	0.3	330	54.2	0	0.0		* Quasi-complete separation of data points detected.				* WARNING: Negative of Hessian not positive definite.			NE	Algorithm converged.	NE	NE	0.3209		NE	Algorithm converged.	NE	NE
Cardiac disorders	Cardiovascular disorder	Asia Pacific (inc. Australia)	69	10.9	0	0.0	68	10.9	0	0.0	NE		NE	NE	NE		NE	NE	NE		NE	NE	NE		NE		NE	NE
Cardiac disorders	Chronic left ventricular failure	Europe	219	34.7	0	0.0	218	34.9	0	0.0	NE		NE	NE	NE		NE	NE	NE		NE	NE	NE	NE	NE		NE	NE
Cardiac disorders	Chronic left ventricular failure	America	344	54.4	1	0.3	330	54.2	0	0.0		* Quasi-complete separation of data points detected.				* WARNING: Negative of Hessian not positive definite.			NE	Algorithm converged.	NE	NE	0.3209		NE	Algorithm converged.	NE	NE
Cardiac disorders	Chronic left ventricular failure	Asia Pacific (inc. Australia)	69	10.9	0	0.0	68	10.9	0	0.0	NE		NE	NE	NE		NE	NE	NE		NE	NE	NE		NE		NE	NE
Cardiac disorders	Coronary artery disease	Europe	219	34.7	0	0.0	218	34.9	1	0.5		* Quasi-complete separation of data points detected.				* ERROR: Error in computing the link function, its derivatives, or the variance function.			0.00	Algorithm converged.	0.00	NE	0.3162	0.2456	>999.99	Algorithm converged.	0.00	NE
Cardiac disorders	Coronary artery disease	America	344	54.4	4	1.2	330	54.2	1	0.3	1.32	Convergence criterion (GCONV=1E-8) satisfied.	0.29	5.93	0.003	Algorithm converged.	-0.013	0.018	1.31	Algorithm converged.	0.30	5.83	0.7187		0.76	Algorithm converged.	0.17	3.37
Cardiac disorders	Coronary artery disease	Asia Pacific (inc. Australia)	69	10.9	0	0.0	68	10.9	1	1.5		* Quasi-complete separation of data points detected.				* WARNING: The relative Hessian convergence criterion of 12.210741552 is greater than the limit of 0.0001. The convergence is questionable.			0.00	Algorithm converged.	0.00	NE	0.3138		>999.99	Algorithm converged.	0.00	NE
Cardiac disorders	Hypertensive heart disease	Europe	219	34.7	0	0.0	218	34.9	0	0.0	NE		NE	NE	NE		NE	NE	NE		NE	NE	NE	NE	NE		NE	NE
Cardiac disorders	Hypertensive heart disease	America	344	54.4	0	0.0	330	54.2	0	0.0		* Quasi-complete separation of data points detected.				* ERROR: The mean parameter is either invalid or at a limit of its range for some observations.			0.00	Algorithm converged.	0.00	NE	0.3138		>999.99	Algorithm converged.	0.00	NE
Cardiac disorders	Hypertensive heart disease	Asia Pacific (inc. Australia)	69	10.9	0	0.0	68	10.9	0	0.0	NE		NE	NE	NE		NE	NE	NE		NE	NE	NE		NE		NE	NE
Cardiac disorders	Ischaemic cardiomyopathy	Europe	219	34.7	1	0.5	218	34.9	0	0.0		* Quasi-complete separation of data points detected.				* WARNING: Negative of Hessian not positive definite.			NE	Algorithm converged.	NE	NE	0.3184	NE	NE	Algorithm converged.	NE	NE
Cardiac disorders	Ischaemic cardiomyopathy	America	344	54.4	1	0.3	330	54.2	0	0.0		* Quasi-complete separation of data points detected.				* WARNING: Negative of Hessian not positive definite.			NE	Algorithm converged.	NE	NE	0.3209		NE	Algorithm converged.	NE	NE
Cardiac disorders	Ischaemic cardiomyopathy	Asia Pacific (inc. Australia)	69	10.9	0	0.0	68	10.9	0	0.0	NE		NE	NE	NE		NE	NE	NE		NE	NE	NE		NE		NE	NE
Cardiac disorders	Myocardial infarction	Europe	219	34.7	3	1.4	218	34.9	1	1.4	1.00	Convergence criterion (GCONV=1E-8) satisfied.	0.20	4.99	0.000	Algorithm converged.	-0.023	0.023	1.00	Algorithm converged.	0.20	4.88	0.9955	0.4708	1.00	Algorithm converged.	0.21	4.80
Cardiac disorders	Myocardial infarction	America	344	54.4	5	1.5	330	54.2	4	1.2	1.24	Convergence criterion (GCONV=1E-8) satisfied.	0.33	4.64	0.003	Algorithm converged.	-0.014	0.020	1.23	Algorithm converged.	0.33	4.55	0.7541		0.81	Algorithm converged.	0.22	3.00
Cardiac disorders	Myocardial infarction	Asia Pacific (inc. Australia)	69	10.9	0	0.0	68	10.9	1	1.5		* Quasi-complete separation of data points detected.				* WARNING: The relative Hessian convergence criterion of 12.210741541 is greater than the limit of 0.0001. The convergence is questionable.			0.00	Algorithm converged.	0.00	NE	0.3138		>999.99	Algorithm converged.	0.00	NE
Cardiac disorders	Pericardial effusion	Europe	219	34.7	0	0.0	218	34.9	0	0.0	NE		NE	NE	NE		NE	NE	NE		NE	NE	NE	NE	NE		NE	NE
Cardiac disorders	Pericardial effusion	America	344	54.4	0	0.0	330	54.2	1	0.3		* Quasi-complete separation of data points detected.				* ERROR: The mean parameter is either invalid or at a limit of its range for some observations.			0.00	Algorithm converged.	0.00	NE	0.3138		>999.99	Algorithm converged.	0.00	NE
Cardiac disorders	Pericardial effusion	Asia Pacific (inc. Australia)	69	10.9	0	0.0	68	10.9	0	0.0	NE		NE	NE	NE		NE	NE	NE		NE	NE	NE		NE		NE	NE
Cardiac disorders	Ventricular fibrillation	Europe	219	34.7	0	0.0	218	34.9	0	0.0	NE		NE	NE	NE		NE	NE	NE		NE	NE	NE	NE	NE		NE	NE
Cardiac disorders	Ventricular fibrillation	America	344	54.4	0	0.0	330	54.2	0	0.0	NE		NE	NE	NE		NE	NE	NE		NE	NE	NE		NE		NE	NE
Cardiac disorders	Ventricular fibrillation	Asia Pacific (inc. Australia)	69	10.9	1	0.5	68	10.9	1	1.5		* Quasi-complete separation of data points detected.				* WARNING: The relative Hessian convergence criterion of 12.210741541 is greater than the limit of 0.0001. The convergence is questionable.			0.00	Algorithm converged.	0.00	NE	0.3138		>999.99	Algorithm converged.	0.00	NE
Endocrine disorders		Europe	219	34.7	0	0.0	218	34.9	1	0.5		* Quasi-complete separation of data points detected.				* ERROR: Error in computing the link function, its derivatives, or the variance function.			0.00	Algorithm converged.	0.00	NE	0.3162	NE	>999.99	Algorithm converged.	0.00	NE
Endocrine disorders		America	344	54.4	0	0.0	330	54.2	0	0.0	NE		NE	NE	NE		NE	NE	NE		NE	NE	NE		NE		NE	NE
Endocrine disorders		Asia Pacific (inc. Australia)	69	10.9	0	0.0	68	10.9	0	0.0	NE		NE	NE	NE		NE	NE	NE		NE	NE	NE		NE		NE	NE
Endocrine disorders	Hyperplasia adrenal	Europe	219	34.7	0	0.0	218	34.9	1	0.5	NE		NE	NE	NE		NE	NE	NE		NE	NE	NE	NE	NE		NE	NE
Endocrine disorders	Hyperplasia adrenal	America	344	54.4	0	0.0	330	54.2	0	0.0	NE		NE	NE	NE		NE	NE	NE		NE	NE	NE		NE		NE	NE
Endocrine disorders	Hyperplasia adrenal	Asia Pacific (inc. Australia)	69	10.9	0	0.0	68	10.9	0	0.0	NE		NE	NE	NE		NE	NE	NE		NE	NE	NE		NE		NE	NE

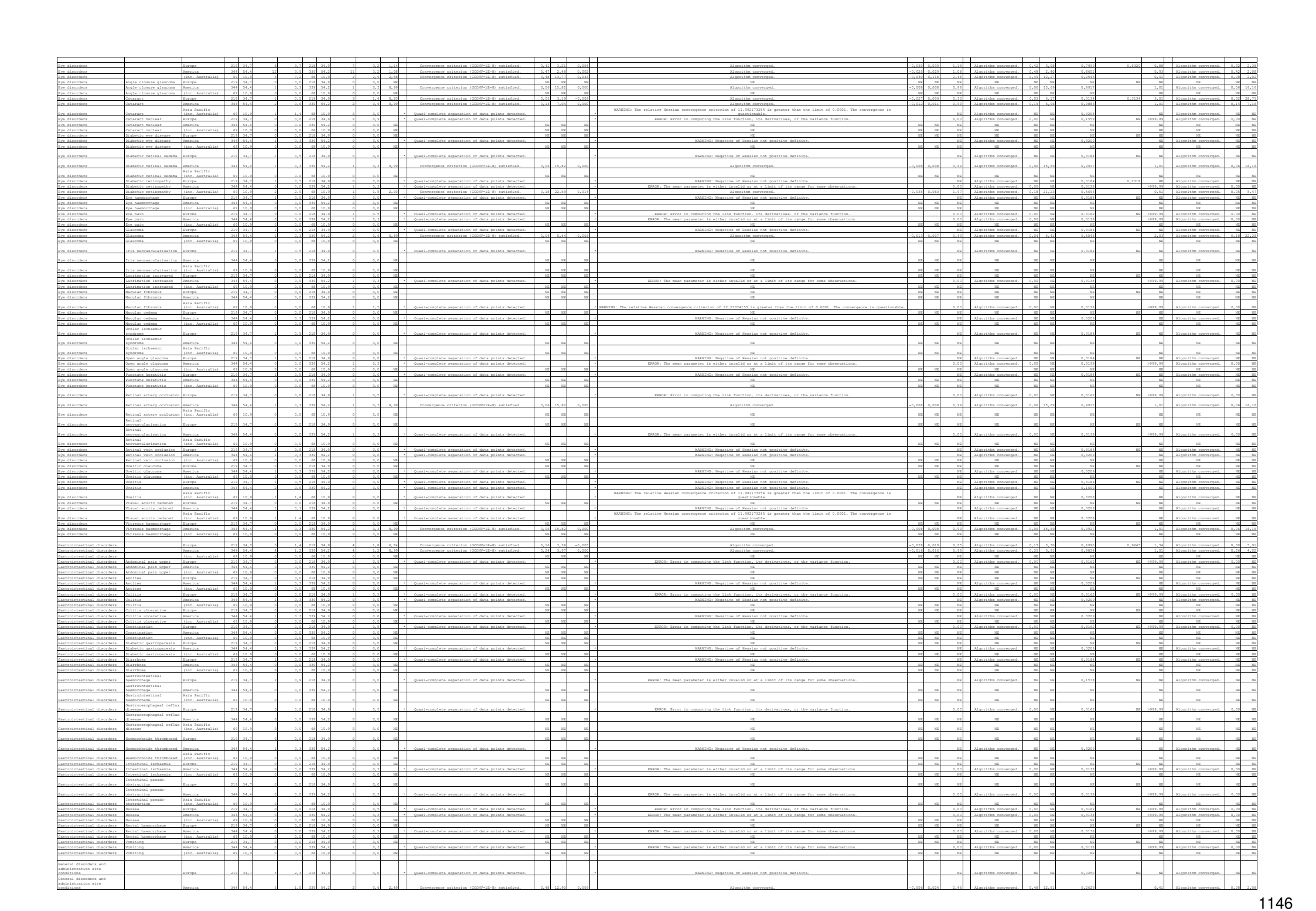

General disorders and administration site conditions		Asia Pacific (inc. Australia)	69	10,9	0	0,0	68	10,9	0	0,0	NE			NE	NE	NE		NE	NE	NE	NE		NE	NE	NE	NE		NE		NE	NE	NE
General disorders and administration site conditions	Death	Europe	219	34,7	1	0,5	218	34,9	0	0,0		*	Quasi-complete separation of data points detected.				*	WARNING: Negative of Hessian not positive definite.			NE		Algorithm converged.	NE	NE	0,3184	NE	NE		Algorithm converged.	NE	NE
General disorders and administration site conditions	Death	America	344	54,4	5	1,5	339	54,2	1	0,3	4,99		Convergence criterion (GCONV=1E-8) satisfied.	0,58	42,90	0,012		Algorithm converged.	-0,002	0,025	4,93		Algorithm converged.	0,58	41,95	0,1050		0,20		Algorithm converged.	0,02	1,73
General disorders and administration site conditions	Death	Asia Pacific (inc. Australia)	69	10,9	0	0,0	68	10,9	0	0,0	NE			NE	NE	NE		NE	NE	NE	NE		NE	NE	NE	NE		NE		NE	NE	NE
General disorders and administration site conditions	Hernia obstructive	Europe	219	34,7	1	0,5	218	34,9	0	0,0		*	Quasi-complete separation of data points detected.				*	WARNING: Negative of Hessian not positive definite.			NE		Algorithm converged.	NE	NE	0,3184	NE	NE		Algorithm converged.	NE	NE
General disorders and administration site conditions	Hernia obstructive	America	344	54,4	0	0,0	339	54,2	0	0,0	NE			NE	NE	NE		NE	NE	NE	NE		NE	NE	NE	NE		NE		NE	NE	NE
General disorders and administration site conditions	Hernia obstructive	Asia Pacific (inc. Australia)	69	10,9	0	0,0	68	10,9	0	0,0	NE			NE	NE	NE		NE	NE	NE	NE		NE	NE	NE	NE		NE		NE	NE	NE
General disorders and administration site conditions	Injection site injury	Europe	219	34,7	1	0,5	218	34,9	0	0,0		*	Quasi-complete separation of data points detected.				*	WARNING: Negative of Hessian not positive definite.			NE		Algorithm converged.	NE	NE	0,3184	NE	NE		Algorithm converged.	NE	NE
General disorders and administration site conditions	Injection site injury	America	344	54,4	0	0,0	339	54,2	0	0,0	NE			NE	NE	NE		NE	NE	NE	NE		NE	NE	NE	NE		NE		NE	NE	NE
General disorders and administration site conditions	Injection site injury	Asia Pacific (inc. Australia)	69	10,9	0	0,0	68	10,9	0	0,0	NE			NE	NE	NE		NE	NE	NE	NE		NE	NE	NE	NE		NE		NE	NE	NE
General disorders and administration site conditions	Localised oedema	Europe	219	34,7	1	0,5	218	34,9	0	0,0		*	Quasi-complete separation of data points detected.				*	WARNING: Negative of Hessian not positive definite.			NE		Algorithm converged.	NE	NE	0,3184	NE	NE		Algorithm converged.	NE	NE
General disorders and administration site conditions	Localised oedema	America	344	54,4	0	0,0	339	54,2	0	0,0	NE			NE	NE	NE		NE	NE	NE	NE		NE	NE	NE	NE		NE		NE	NE	NE
General disorders and administration site conditions	Localised oedema	Asia Pacific (inc. Australia)	69	10,9	0	0,0	68	10,9	0	0,0	NE			NE	NE	NE		NE	NE	NE	NE		NE	NE	NE	NE		NE		NE	NE	NE
General disorders and administration site conditions	Multiple organ dysfunction syndrome	Europe	219	34,7	1	0,5	218	34,9	0	0,0		*	Quasi-complete separation of data points detected.				*	WARNING: Negative of Hessian not positive definite.			NE		Algorithm converged.	NE	NE	0,3184	NE	NE		Algorithm converged.	NE	NE
General disorders and administration site conditions	Multiple organ dysfunction syndrome	America	344	54,4	0	0,0	339	54,2	0	0,0	NE			NE	NE	NE		NE	NE	NE	NE		NE	NE	NE	NE		NE		NE	NE	NE
General disorders and administration site conditions	Multiple organ dysfunction syndrome	Asia Pacific (inc. Australia)	69	10,9	0	0,0	68	10,9	0	0,0	NE			NE	NE	NE		NE	NE	NE	NE		NE	NE	NE	NE		NE		NE	NE	NE
General disorders and administration site conditions	Physical deconditioning	Europe	219	34,7	0	0,0	218	34,9	0	0,0	NE			NE	NE	NE		NE	NE	NE	NE		NE	NE	NE	NE	NE	NE		NE	NE	NE
General disorders and administration site conditions	Physical deconditioning	America	344	54,4	0	0,0	339	54,2	1	0,3		*	Quasi-complete separation of data points detected.				*	ERROR: The mean parameter is either invalid or at a limit of its range for some observations.			0,00		Algorithm converged.	0,00	NE	0,3138		>999.99		Algorithm converged.	0,00	NE
General disorders and administration site conditions	Physical deconditioning	Asia Pacific (inc. Australia)	69	10,9	0	0,0	68	10,9	0	0,0	NE			NE	NE	NE		NE	NE	NE	NE		NE	NE	NE	NE		NE		NE	NE	NE
General disorders and administration site conditions	Pyrexia	Europe	219	34,7	1	0,5	218	34,9	0	0,0		*	Quasi-complete separation of data points detected.				*	WARNING: Negative of Hessian not positive definite.			NE		Algorithm converged.	NE	NE	0,3184	NE	NE		Algorithm converged.	NE	NE
General disorders and administration site conditions	Pyrexia	America	344	54,4	0	0,0	339	54,2	0	0,0	NE			NE	NE	NE		NE	NE	NE	NE		NE	NE	NE	NE		NE		NE	NE	NE
General disorders and administration site conditions	Pyrexia	Asia Pacific (inc. Australia)	69	10,9	0	0,0	68	10,9	0	0,0	NE			NE	NE	NE		NE	NE	NE	NE		NE	NE	NE	NE		NE		NE	NE	NE
Hepatobiliary disorders		Europe	219	34,7	2	0,9	218	34,9	2	0,9	1,00		Convergence criterion (GCONV=1E-8) satisfied.	0,14	7,13	0,000		Algorithm converged.	-0,018	0,018	1,00		Algorithm converged.	0,14	7,00	0,9963	0,5339	1,00		Algorithm converged.	0,14	7,07
Hepatobiliary disorders		America	344	54,4	1	0,3	339	54,2	1	0,3	0,99		Convergence criterion (GCONV=1E-8) satisfied.	0,06	15,82	0,000		Algorithm converged.	-0,008	0,008	0,99		Algorithm converged.	0,06	15,69	0,9917		1,01		Algorithm converged.	0,06	16,16
Hepatobiliary disorders		Asia Pacific (inc. Australia)	69	10,9	0	0,0	68	10,9	1	1,5		*	Quasi-complete separation of data points detected.				*	WARNING: The relative Hessian convergence criterion of 12.21074153 is greater than the limit of 0.0001. The convergence is questionable.			0,00		Algorithm converged.	0,00	NE	0,3138		>999.99		Algorithm converged.	0,00	NE
Hepatobiliary disorders	Bile duct stenosis	Europe	219	34,7	0	0,0	218	34,9	1	0,5		*	Quasi-complete separation of data points detected.				*	ERROR: Error in computing the link function, its derivatives, or the variance function.			0,00		Algorithm converged.	0,00	NE	0,3162	NE	>999.99		Algorithm converged.	0,00	NE
Hepatobiliary disorders	Bile duct stenosis	America	344	54,4	0	0,0	339	54,2	0	0,0	NE			NE	NE	NE		NE	NE	NE	NE		NE	NE	NE	NE		NE		NE	NE	NE
Hepatobiliary disorders	Bile duct stenosis	(inc. Australia)	69	10,9	0	0,0	68	10,9	0	0,0	NE			NE	NE	NE		NE	NE	NE	NE		NE	NE	NE	NE		NE		NE	NE	NE
Hepatobiliary disorders	Cholecystitis	Europe	219	34,7	0	0,0	218	34,9	1	0,5		*	Quasi-complete separation of data points detected.				*	ERROR: Error in computing the link function, its derivatives, or the variance function.			0,00		Algorithm converged.	0,00	NE	0,3162	NE	>999.99		Algorithm converged.	0,00	NE
Hepatobiliary disorders	Cholecystitis	America	344	54,4	0	0,0	339	54,2	0	0,0	NE			NE	NE	NE		NE	NE	NE	NE		NE	NE	NE	NE		NE		NE	NE	NE
Hepatobiliary disorders	Cholecystitis	(inc. Australia)	69	10,9	0	0,0	68	10,9	0	0,0	NE			NE	NE	NE		NE	NE	NE	NE		NE	NE	NE	NE		NE		NE	NE	NE
Hepatobiliary disorders	Cholecystitis acute	Europe	219	34,7	0	0,0	218	34,9	0	0,0	NE			NE	NE	NE		NE	NE	NE	NE		NE	NE	NE	NE	NE	NE		NE	NE	NE
Hepatobiliary disorders	Cholecystitis acute	America	344	54,4	1	0,3	339	54,2	0	0,0		*	Quasi-complete separation of data points detected.				*	WARNING: Negative of Hessian not positive definite.			NE		Algorithm converged.	NE	NE	0,3209		NE		Algorithm converged.	NE	NE
Hepatobiliary disorders	Cholecystitis acute	(inc. Australia)	69	10,9	0	0,0	68	10,9	0	0,0	NE			NE	NE	NE		NE	NE	NE	NE		NE	NE	NE	NE		NE		NE	NE	NE
Hepatobiliary disorders	Cholelithiasis	Europe	219	34,7	0	0,0	218	34,9	0	0,0	NE			NE	NE	NE		NE	NE	NE	NE		NE	NE	NE	NE	NE	NE		NE	NE	NE
Hepatobiliary disorders	Cholelithiasis	America	344	54,4	0	0,0	339	54,2	0	0,0	NE			NE	NE	NE		NE	NE	NE	NE		NE	NE	NE	NE		NE		NE	NE	NE
Hepatobiliary disorders	Cholelithiasis	Asia Pacific (inc. Australia)	69	10,9	0	0,0	68	10,9	1	1,5		*	Quasi-complete separation of data points detected.				*	WARNING: The relative Hessian convergence criterion of 12.21074153 is greater than the limit of 0.0001. The convergence is questionable.			0,00		Algorithm converged.	0,00	NE	0,3138		>999.99		Algorithm converged.	0,00	NE
Hepatobiliary disorders	Hepatic cirrhosis	Europe	219	34,7	2	0,9	218	34,9	0	0,0		*	Quasi-complete separation of data points detected.				*	ERROR: The mean parameter is either invalid or at a limit of its range for some observations.			NE		Algorithm converged.	NE	NE	0,1578	NE	NE		Algorithm converged.	NE	NE
Hepatobiliary disorders	Hepatic cirrhosis	America	344	54,4	0	0,0	339	54,2	1	0,3		*	Quasi-complete separation of data points detected.				*	ERROR: The mean parameter is either invalid or at a limit of its range for some observations.			0,00		Algorithm converged.	0,00	NE	0,3138		>999.99		Algorithm converged.	0,00	NE
Hepatobiliary disorders	Hepatic cirrhosis	(inc. Australia)	69	10,9	0	0,0	68	10,9	0	0,0	NE			NE	NE	NE		NE	NE	NE	NE		NE	NE	NE	NE		NE		NE	NE	NE
Hepatobiliary disorders	Non-alcoholic steatohepatitis	Europe	219	34,7	1	0,5	218	34,9	0	0,0		*	Quasi-complete separation of data points detected.				*	WARNING: Negative of Hessian not positive definite.			NE		Algorithm converged.	NE	NE	0,3184	NE	NE		Algorithm converged.	NE	NE
Hepatobiliary disorders	Non-alcoholic steatohepatitis	America	344	54,4	0	0,0	339	54,2	0	0,0	NE			NE	NE	NE		NE	NE	NE	NE		NE	NE	NE	NE		NE		NE	NE	NE
Hepatobiliary disorders	Non-alcoholic steatohepatitis	Asia Pacific (inc. Australia)	69	10,9	0	0,0	68	10,9	0	0,0	NE			NE	NE	NE		NE	NE	NE	NE		NE	NE	NE	NE		NE		NE	NE	NE
Immune system disorders		Europe	219	34,7	0	0,0	218	34,9	0	0,0	NE			NE	NE	NE		NE	NE	NE	NE		NE	NE	NE	NE	NE	NE		NE	NE	NE
Immune system disorders		America	344	54,4	1	0,3	339	54,2	0	0,0		*	Quasi-complete separation of data points detected.				*	WARNING: Negative of Hessian not positive definite.			NE		Algorithm converged.	NE	NE	0,3209		NE		Algorithm converged.	NE	NE
Immune system disorders		(inc. Australia)	69	10,9	0	0,0	68	10,9	0	0,0	NE			NE	NE	NE		NE	NE	NE	NE		NE	NE	NE	NE		NE		NE	NE	NE
Immune system disorders	Drug hypersensitivity	Europe	219	34,7	0	0,0	218	34,9	0	0,0	NE			NE	NE	NE		NE	NE	NE	NE		NE	NE	NE	NE	NE	NE		NE	NE	NE
Immune system disorders	Drug hypersensitivity	America	344	54,4	1	0,3	339	54,2	0	0,0		*	Quasi-complete separation of data points detected.				*	WARNING: Negative of Hessian not positive definite.			NE		Algorithm converged.	NE	NE	0,3209		NE		Algorithm converged.	NE	NE
Immune system disorders	Drug hypersensitivity	(inc. Australia)	69	10,9	0	0,0	68	10,9	0	0,0	NE			NE	NE	NE		NE	NE	NE	NE		NE	NE	NE	NE		NE		NE	NE	NE
Infections and infestations		Europe	219	34,7	11	5,0	218	34,9	16	7,3	0,67		Convergence criterion (GCONV=1E-8) satisfied.	0,30	1,47	-0,023		Algorithm converged.	-0,068	0,022	0,68		Algorithm converged.	0,33	1,44	0,3151	0,6173	1,46		Algorithm converged.	0,69	3,08
Infections and infestations		America	344	54,4	24	7,0	339	54,2	35	10,3	0,65		Convergence criterion (GCONV=1E-8) satisfied.	0,38	1,12	-0,033		Algorithm converged.	-0,076	0,009	0,68		Algorithm converged.	0,41	1,11	0,1197		1,48		Algorithm converged.	0,90	2,43
Infections and infestations		Asia Pacific (inc. Australia)	69	10,9	1	1,4	68	10,9	4	5,9	0,24		Convergence criterion (GCONV=1E-8) satisfied.	0,03	2,16	-0,044		Algorithm converged.	-0,107	0,018	0,25		Algorithm converged.	0,03	2,15	0,1681		4,06		Algorithm converged.	0,47	35,39
Infections and infestations	Appendicitis	Europe	219	34,7	0	0,0	218	34,9	0	0,0	NE			NE	NE	NE		NE	NE	NE	NE		NE	NE	NE	NE	NE	NE		NE	NE	NE
Infections and infestations	Appendicitis	America	344	54,4	0	0,0	339	54,2	1	0,3		*	Quasi-complete separation of data points detected.				*	ERROR: The mean parameter is either invalid or at a limit of its range for some observations.			0,00		Algorithm converged.	0,00	NE	0,3138		>999.99		Algorithm converged.	0,00	NE
Infections and infestations	Appendicitis	Asia Pacific (inc. Australia)	69	10,9	0	0,0	68	10,9	0	0,0	NE			NE	NE	NE		NE	NE	NE	NE		NE	NE	NE	NE		NE		NE	NE	NE
Infections and infestations	Arthritis bacterial	Europe	219	34,7	0	0,0	218	34,9	0	0,0	NE			NE	NE	NE		NE	NE	NE	NE		NE	NE	NE	NE	NE	NE		NE	NE	NE
Infections and infestations	Arthritis bacterial	America	344	54,4	0	0,0	339	54,2	1	0,3		*	Quasi-complete separation of data points detected.				*	ERROR: The mean parameter is either invalid or at a limit of its range for some observations.			0,00		Algorithm converged.	0,00	NE	0,3138		>999.99		Algorithm converged.	0,00	NE
Infections and infestations	Arthritis bacterial	Asia Pacific (inc. Australia)	69	10,9	0	0,0	68	10,9	0	0,0	NE			NE	NE	NE		NE	NE	NE	NE		NE	NE	NE	NE		NE		NE	NE	NE
Infections and infestations	Bacteraemia	Europe	219	34,7	0	0,0	218	34,9	0	0,0	NE			NE	NE	NE		NE	NE	NE	NE		NE	NE	NE	NE	NE	NE		NE	NE	NE
Infections and infestations	Bacteraemia	America	344	54,4	1	0,3	339	54,2	0	0,0		*	Quasi-complete separation of data points detected.				*	WARNING: Negative of Hessian not positive definite.			NE		Algorithm converged.	NE	NE	0,3209		NE		Algorithm converged.	NE	NE
Infections and infestations	Bacteraemia	Asia Pacific (inc. Australia)	69	10,9	0	0,0	68	10,9	0	0,0	NE			NE	NE	NE		NE	NE	NE	NE		NE	NE	NE	NE		NE		NE	NE	NE
Infections and infestations	COVID-19	Europe	219	34,7	1	0,5	218	34,9	3	1,4	0,33		Convergence criterion (GCONV=1E-8) satisfied.	0,03	3,19	-0,009		Algorithm converged.	-0,027	0,009	0,33		Algorithm converged.	0,03	3,17	0,3134	0,2040	3,01		Algorithm converged.	0,32	28,75
Infections and infestations	COVID-19	America	344	54,4	9	2,6	339	54,2	3	0,9	3,01		Convergence criterion (GCONV=1E-8) satisfied.	0,81	11,21	0,017		Algorithm converged.	-0,002	0,037	2,96		Algorithm converged.	0,81	10,83	0,0853		0,34		Algorithm converged.	0,09	1,24
Infections and infestations	COVID-19	Asia Pacific (inc. Australia)	69	10,9	0	0,0	68	10,9	0	0,0	NE			NE	NE	NE		NE	NE	NE	NE		NE	NE	NE	NE		NE		NE	NE	NE
Infections and infestations	COVID-19 pneumonia	Europe	219	34,7	4	1,8	218	34,9	3	1,4	1,33		Convergence criterion (GCONV=1E-8) satisfied.	0,29	6,03	0,005		Algorithm converged.	-0,019	0,028	1,33		Algorithm converged.	0,30	5,86	0,7080	NE	0,75		Algorithm converged.	0,17	3,33
Infections and infestations	COVID-19 pneumonia	America	344	54,4	0	0,0	339	54,2	3	0,9		*	Quasi-complete separation of data points detected.				*	ERROR: The mean parameter is either invalid or at a limit of its range for some observations.			0,00		Algorithm converged.	0,00	NE	0,0806		>999.99		Algorithm converged.	0,00	NE
Infections and infestations	COVID-19 pneumonia	Asia Pacific (inc. Australia)	69	10,9	0	0,0	68	10,9	0	0,0	NE			NE	NE	NE		NE	NE	NE	NE		NE	NE	NE	NE		NE		NE	NE	NE
Infections and infestations	Cellulitis	Europe	219	34,7	0	0,0	218	34,9	0	0,0	NE			NE	NE	NE		NE	NE	NE	NE		NE	NE	NE	NE	NE	NE		NE	NE	NE
Infections and infestations	Cellulitis	America	344	54,4	2	0,6	339	54,2	6	1,8	0,32		Convergence criterion (GCONV=1E-8) satisfied.	0,07	1,62	-0,012		Algorithm converged.	-0,028	0,004	0,33		Algorithm converged.	0,07	1,62	0,1492		3,04		Algorithm converged.	0,62	14,98
Infections and infestations	Cellulitis	Asia Pacific (inc. Australia)	69	10,9	0	0,0	68	10,9	1	1,5		*	Quasi-complete separation of data points detected.				*	WARNING: The relative Hessian convergence criterion of 12.21074153 is greater than the limit of 0.0001. The convergence is questionable.			0,00		Algorithm converged.	0,00	NE	0,3138		>999.99		Algorithm converged.	0,00	NE
Infections and infestations	Cellulitis gangrenous	Europe	219	34,7	0	0,0	218	34,9	0	0,0	NE			NE	NE	NE		NE	NE	NE	NE		NE	NE	NE	NE	NE	NE		NE	NE	NE
Infections and infestations	Cellulitis gangrenous	America	344	54,4	0	0,0	339	54,2	1	0,3		*	Quasi-complete separation of data points detected.				*	ERROR: The mean parameter is either invalid or at a limit of its range for some observations.			0,00		Algorithm converged.	0,00	NE	0,3138		>999.99		Algorithm converged.	0,00	NE
Infections and infestations	Cellulitis gangrenous	Asia Pacific (inc. Australia)	69	10,9	0	0,0	68	10,9	0	0,0	NE			NE	NE	NE		NE	NE	NE	NE		NE	NE	NE	NE		NE		NE	NE	NE
Infections and infestations	Cholecystitis infective	Europe	219	34,7	0	0,0	218	34,9	0	0,0	NE			NE	NE	NE		NE	NE	NE	NE		NE	NE	NE	NE	NE	NE		NE	NE	NE
Infections and infestations	Cholecystitis infective	America	344	54,4	1	0,3	339	54,2	0	0,0		*	Quasi-complete separation of data points detected.				*	WARNING: Negative of Hessian not positive definite.			NE		Algorithm converged.	NE	NE	0,3209		NE		Algorithm converged.	NE	NE
Infections and infestations	Cholecystitis infective	Asia Pacific (inc. Australia)	69	10,9	0	0,0	68	10,9	0	0,0	NE			NE	NE	NE		NE	NE	NE	NE		NE	NE	NE	NE		NE		NE	NE	NE
Infections and infestations	Clostridium difficile colitis	Europe	219	34,7	0	0,0	218	34,9	0	0,0	NE			NE	NE	NE		NE	NE	NE	NE		NE	NE	NE	NE	NE	NE		NE	NE	NE
Infections and infestations	Clostridium difficile colitis	America	344	54,4	0	0,0	339	54,2	1	0,3		*	Quasi-complete separation of data points detected.				*	ERROR: The mean parameter is either invalid or at a limit of its range for some observations.			0,00		Algorithm converged.	0,00	NE	0,3138		>999.99		Algorithm converged.	0,00	NE
Infections and infestations	Clostridium difficile colitis	Asia Pacific (inc. Australia)	69	10,9	0	0,0	68	10,9	0	0,0	NE			NE	NE	NE		NE	NE	NE	NE		NE	NE	NE	NE		NE		NE	NE	NE
Infections and infestations	Conjunctivitis	Europe	219	34,7	0	0,0	218	34,9	0	0,0	NE			NE	NE	NE		NE	NE	NE	NE		NE	NE	NE	NE	NE	NE		NE	NE	NE
Infections and infestations	Conjunctivitis	America	344	54,4	0	0,0	339	54,2	1	0,3		*	Quasi-complete separation of data points detected.				*	ERROR: The mean parameter is either invalid or at a limit of its range for some observations.			0,00		Algorithm converged.	0,00	NE	0,3138		>999.99		Algorithm converged.	0,00	NE
Infections and infestations	Conjunctivitis	Asia Pacific (inc. Australia)	69	10,9	0	0,0	68	10,9	0	0,0	NE			NE	NE	NE		NE	NE	NE	NE		NE	NE	NE	NE		NE		NE	NE	NE
Infections and infestations	Coronavirus infection	Europe	219	34,7	0	0,0	218	34,9	0	0,0	NE			NE	NE	NE		NE	NE	NE	NE		NE	NE	NE	NE	NE	NE		NE	NE	NE

| | | |

| | | |

| | | |

| | | |

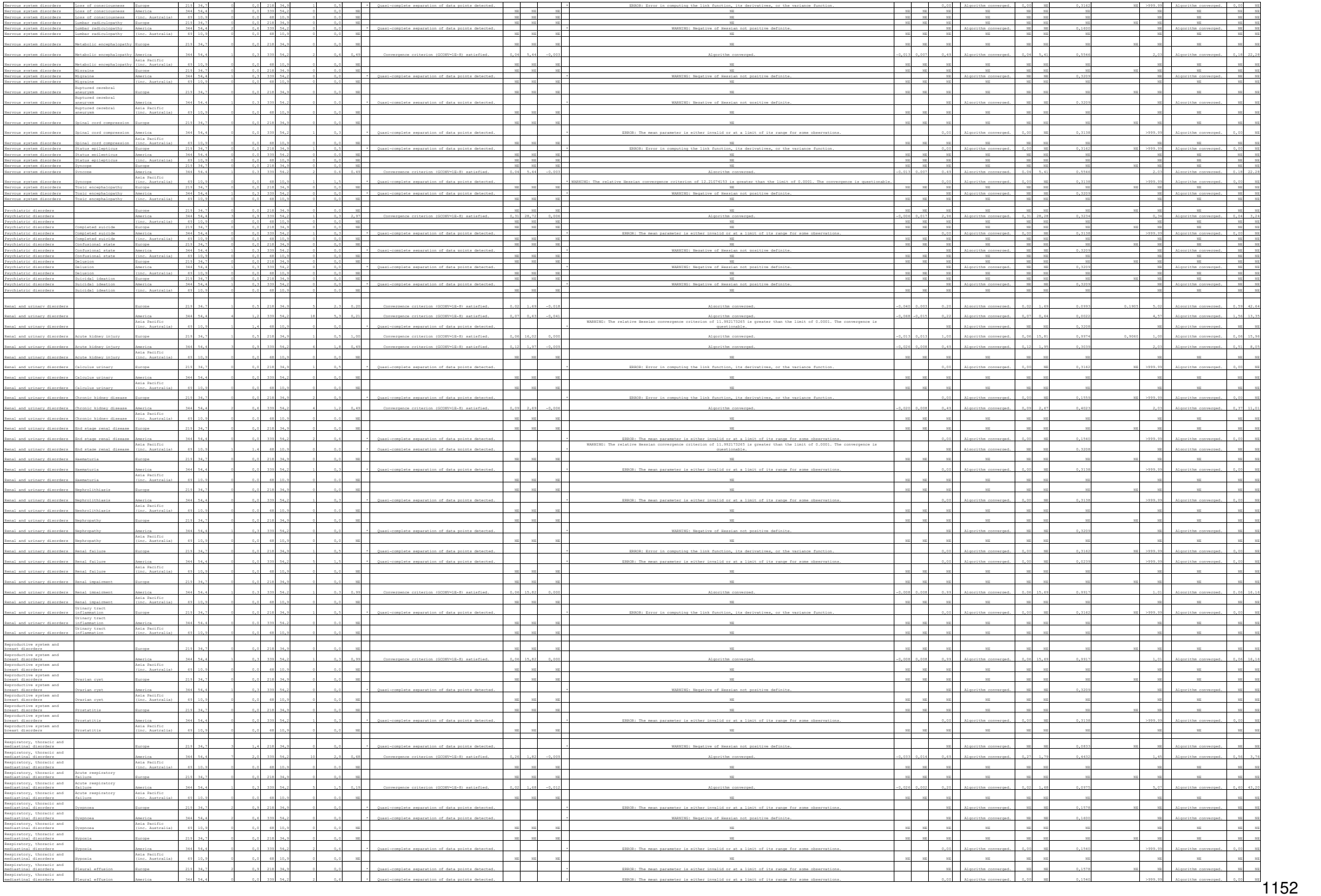

| | | |

POPULATION: Safety-Evaluable Population B vs. C
ENDPOINT: Any SAEs through Week 56
MODEL: Unstratified analysis
STUDY: GR40349 & GR40398
Dichotomous Analysis by Subgroups (Safety)

All

			Faricimab (PTI) (N=632)				Aflibercept (N=625)				Faricimab (PTI) vs. Aflibercept																	Aflibercept vs. Faricimab (PTI)				
			Patients		Patients with Event		Patients		Patients with Event		Odds Ratio					Absolute Risk Difference					Relative Risk							Relative Risk				
MedDRA System Organ Class	MedDRA Preferred Term	Level	n	%	n	%	n	%	n	%	Odds Ratio		Convergence Reason	95% Lower CL	95% Upper CL	Absolute Risk		Convergence Reason	95% Lower CL	95% Upper CL	Relative Risk		Convergence Reason	95% Lower CL	95% Upper CL	p-value (Cochran-Mantel-Haenszel)	Interaction Test p-value (likelihood ratio)	Relative Risk		Convergence Reason	95% Lower CL	95% Upper CL
Blood and lymphatic system disorders		n/a	632	100,0	3	0,5	625	100,0	3	0,5	0,99		Convergence criterion (GCONV=1E-8) satisfied.	0,20	4,92	0,000		Algorithm converged.	-0,008	0,008	0,99		Algorithm converged.	0,20	4,88	0,9891	NE	1,01		Algorithm converged.	0,20	4,99
Blood and lymphatic system disorders	Anaemia	n/a	632	100,0	3	0,5	625	100,0	2	0,3	1,49		Convergence criterion (GCONV=1E-8) satisfied.	0,25	8,92	0,002		Algorithm converged.	-0,005	0,008	1,48		Algorithm converged.	0,25	8,85	0,6632	NE	0,67		Algorithm converged.	0,11	4,02
Blood and lymphatic system disorders	Microcytic anaemia	n/a	632	100,0	0	0,0	625	100,0	1	0,2		*	Quasi-complete separation of data points detected.				*	WARNING: The relative Hessian convergence criterion of 90.646464276 is greater than the limit of 0.0001. The convergence is questionable.			0,00		Algorithm converged.	0,00	NE	0,3146	NE	>999.99		Algorithm converged.	0,00	NE
Cardiac disorders		n/a	632	100,0	25	4,0	625	100,0	26	4,2	0,95		Convergence criterion (GCONV=1E-8) satisfied.	0,54	1,66	-0,002		Algorithm converged.	-0,024	0,020	0,95		Algorithm converged.	0,56	1,63	0,8544	NE	1,05		Algorithm converged.	0,61	1,80
Cardiac disorders	Acute coronary syndrome	n/a	632	100,0	1	0,2	625	100,0	0	0,0		*	Quasi-complete separation of data points detected.				*	WARNING: The relative Hessian convergence criterion of 78.977922547 is greater than the limit of 0.0001. The convergence is questionable.			NE		Algorithm converged.	NE	NE	0,3200	NE	NE		Algorithm converged.	NE	NE
Cardiac disorders	Acute left ventricular failure	n/a	632	100,0	1	0,2	625	100,0	2	0,3	0,49		Convergence criterion (GCONV=1E-8) satisfied.	0,04	5,46	-0,002		Algorithm converged.	-0,007	0,004	0,49		Algorithm converged.	0,04	5,44	0,5569	NE	2,02		Algorithm converged.	0,18	22,25
Cardiac disorders	Acute myocardial infarction	n/a	632	100,0	3	0,5	625	100,0	6	1,0	0,49		Convergence criterion (GCONV=1E-8) satisfied.	0,12	1,98	-0,005		Algorithm converged.	-0,014	0,004	0,49		Algorithm converged.	0,12	1,97	0,3077	NE	2,02		Algorithm converged.	0,51	8,05
Cardiac disorders	Angina pectoris	n/a	632	100,0	1	0,2	625	100,0	3	0,5	0,33		Convergence criterion (GCONV=1E-8) satisfied.	0,03	3,17	-0,003		Algorithm converged.	-0,009	0,003	0,33		Algorithm converged.	0,03	3,16	0,3114	NE	3,03		Algorithm converged.	0,32	29,08
Cardiac disorders	Angina unstable	n/a	632	100,0	1	0,2	625	100,0	0	0,0		*	Quasi-complete separation of data points detected.				*	WARNING: The relative Hessian convergence criterion of 78.977922547 is greater than the limit of 0.0001. The convergence is questionable.			NE		Algorithm converged.	NE	NE	0,3200	NE	NE		Algorithm converged.	NE	NE
Cardiac disorders	Aortic valve stenosis	n/a	632	100,0	1	0,2	625	100,0	0	0,0		*	Quasi-complete separation of data points detected.				*	WARNING: The relative Hessian convergence criterion of 83.914042706 is greater than the limit of 0.0001. The convergence is questionable.			NE		Algorithm converged.	NE	NE	0,3200	NE	NE		Algorithm converged.	NE	NE
Cardiac disorders	Arrhythmia	n/a	632	100,0	2	0,3	625	100,0	0	0,0		*	Quasi-complete separation of data points detected.				*	ERROR: The mean parameter is either invalid or at a limit of its range for some observations.			NE		Algorithm converged.	NE	NE	0,1595	NE	NE		Algorithm converged.	NE	NE
Cardiac disorders	Arteriosclerosis coronary artery	n/a	632	100,0	0	0,0	625	100,0	1	0,2		*	Quasi-complete separation of data points detected.				*	WARNING: The relative Hessian convergence criterion of 90.646464276 is greater than the limit of 0.0001. The convergence is questionable.			0,00		Algorithm converged.	0,00	NE	0,3146	NE	>999.99		Algorithm converged.	0,00	NE
Cardiac disorders	Atrial fibrillation	n/a	632	100,0	1	0,2	625	100,0	0	0,0		*	Quasi-complete separation of data points detected.				*	WARNING: The relative Hessian convergence criterion of 83.914042706 is greater than the limit of 0.0001. The convergence is questionable.			NE		Algorithm converged.	NE	NE	0,3200	NE	NE		Algorithm converged.	NE	NE
Cardiac disorders	Atrioventricular block complete	n/a	632	100,0	1	0,2	625	100,0	0	0,0		*	Quasi-complete separation of data points detected.				*	WARNING: The relative Hessian convergence criterion of 83.914042706 is greater than the limit of 0.0001. The convergence is questionable.			NE		Algorithm converged.	NE	NE	0,3200	NE	NE		Algorithm converged.	NE	NE
Cardiac disorders	Cardiac arrest	n/a	632	100,0	1	0,2	625	100,0	1	0,2	0,99		Convergence criterion (GCONV=1E-8) satisfied.	0,06	15,84	0,000		Algorithm converged.	-0,004	0,004	0,99		Algorithm converged.	0,06	15,78	0,9937	NE	1,01		Algorithm converged.	0,06	16,13
Cardiac disorders	Cardiac failure	n/a	632	100,0	3	0,5	625	100,0	4	0,6	0,74		Convergence criterion (GCONV=1E-8) satisfied.	0,17	3,32	-0,002		Algorithm converged.	-0,010	0,007	0,74		Algorithm converged.	0,17	3,30	0,6938	NE	1,35		Algorithm converged.	0,30	6,00
Cardiac disorders	Cardiac failure acute	n/a	632	100,0	0	0,0	625	100,0	1	0,2		*	Quasi-complete separation of data points detected.				*	WARNING: The relative Hessian convergence criterion of 90.646464276 is greater than the limit of 0.0001. The convergence is questionable.			0,00		Algorithm converged.	0,00	NE	0,3146	NE	>999.99		Algorithm converged.	0,00	NE
Cardiac disorders	Cardiac failure congestive	n/a	632	100,0	2	0,3	625	100,0	5	0,8	0,39		Convergence criterion (GCONV=1E-8) satisfied.	0,08	2,04	-0,005		Algorithm converged.	-0,013	0,003	0,40		Algorithm converged.	0,08	2,03	0,2496	NE	2,53		Algorithm converged.	0,49	12,98
Cardiac disorders	Cardiovascular disorder	n/a	632	100,0	1	0,2	625	100,0	0	0,0		*	Quasi-complete separation of data points detected.				*	WARNING: The relative Hessian convergence criterion of 83.914042706 is greater than the limit of 0.0001. The convergence is questionable.			NE		Algorithm converged.	NE	NE	0,3200	NE	NE		Algorithm converged.	NE	NE
Cardiac disorders	Chronic left ventricular failure	n/a	632	100,0	1	0,2	625	100,0	0	0,0		*	Quasi-complete separation of data points detected.				*	WARNING: The relative Hessian convergence criterion of 83.914042706 is greater than the limit of 0.0001. The convergence is questionable.			NE		Algorithm converged.	NE	NE	0,3200	NE	NE		Algorithm converged.	NE	NE
Cardiac disorders	Coronary artery disease	n/a	632	100,0	5	0,8	625	100,0	3	0,5	1,65		Convergence criterion (GCONV=1E-8) satisfied.	0,39	6,95	0,003		Algorithm converged.	-0,006	0,012	1,65		Algorithm converged.	0,40	6,87	0,4881	NE	0,61		Algorithm converged.	0,15	2,53
Cardiac disorders	Ischaemic cardiomyopathy	n/a	632	100,0	1	0,2	625	100,0	0	0,0		*	Quasi-complete separation of data points detected.				*	WARNING: The relative Hessian convergence criterion of 78.977922547 is greater than the limit of 0.0001. The convergence is questionable.			NE		Algorithm converged.	NE	NE	0,3200	NE	NE		Algorithm converged.	NE	NE
Cardiac disorders	Myocardial infarction	n/a	632	100,0	4	0,6	625	100,0	6	1,0	0,66		Convergence criterion (GCONV=1E-8) satisfied.	0,18	2,34	-0,003		Algorithm converged.	-0,013	0,007	0,66		Algorithm converged.	0,19	2,32	0,5141	NE	1,52		Algorithm converged.	0,43	5,35
Cardiac disorders	Myocardial ischaemia	n/a	632	100,0	1	0,2	625	100,0	0	0,0		*	Quasi-complete separation of data points detected.				*	WARNING: The relative Hessian convergence criterion of 83.914042706 is greater than the limit of 0.0001. The convergence is questionable.			NE		Algorithm converged.	NE	NE	0,3200	NE	NE		Algorithm converged.	NE	NE
Ear and labyrinth disorders		n/a	632	100,0	2	0,3	625	100,0	0	0,0		*	Quasi-complete separation of data points detected.				*	ERROR: The mean parameter is either invalid or at a limit of its range for some observations.			NE		Algorithm converged.	NE	NE	0,1595	NE	NE		Algorithm converged.	NE	NE
Ear and labyrinth disorders	Sudden hearing loss	n/a	632	100,0	1	0,2	625	100,0	0	0,0		*	Quasi-complete separation of data points detected.				*	WARNING: The relative Hessian convergence criterion of 83.914042706 is greater than the limit of 0.0001. The convergence is questionable.			NE		Algorithm converged.	NE	NE	0,3200	NE	NE		Algorithm converged.	NE	NE
Ear and labyrinth disorders	Vestibular disorder	n/a	632	100,0	1	0,2	625	100,0	0	0,0		*	Quasi-complete separation of data points detected.				*	WARNING: The relative Hessian convergence criterion of 83.914042706 is greater than the limit of 0.0001. The convergence is questionable.			NE		Algorithm converged.	NE	NE	0,3200	NE	NE		Algorithm converged.	NE	NE
Eye disorders		n/a	632	100,0	25	4,0	625	100,0	11	1,8	2,30		Convergence criterion (GCONV=1E-8) satisfied.	1,12	4,71	0,022		Algorithm converged.	0,004	0,040	2,25		Algorithm converged.	1,12	4,53	0,0197	NE	0,44		Algorithm converged.	0,22	0,90
Eye disorders	Angle closure glaucoma	n/a	632	100,0	0	0,0	625	100,0	1	0,2		*	Quasi-complete separation of data points detected.				*	WARNING: The relative Hessian convergence criterion of 90.646464276 is greater than the limit of 0.0001. The convergence is questionable.			0,00		Algorithm converged.	0,00	NE	0,3146	NE	>999.99		Algorithm converged.	0,00	NE
Eye disorders	Cataract	n/a	632	100,0	1	0,2	625	100,0	2	0,3	0,49		Convergence criterion (GCONV=1E-8) satisfied.	0,04	5,46	-0,002		Algorithm converged.	-0,007	0,004	0,49		Algorithm converged.	0,04	5,44	0,5569	NE	2,02		Algorithm converged.	0,18	22,25
Eye disorders	Cataract subcapsular	n/a	632	100,0	1	0,2	625	100,0	0	0,0		*	Quasi-complete separation of data points detected.				*	WARNING: The relative Hessian convergence criterion of 83.914042706 is greater than the limit of 0.0001. The convergence is questionable.			NE		Algorithm converged.	NE	NE	0,3200	NE	NE		Algorithm converged.	NE	NE
Eye disorders	Diabetic eye disease	n/a	632	100,0	1	0,2	625	100,0	0	0,0		*	Quasi-complete separation of data points detected.				*	WARNING: The relative Hessian convergence criterion of 78.977922547 is greater than the limit of 0.0001. The convergence is questionable.			NE		Algorithm converged.	NE	NE	0,3200	NE	NE		Algorithm converged.	NE	NE
Eye disorders	Diabetic retinal oedema	n/a	632	100,0	3	0,5	625	100,0	0	0,0		*	Quasi-complete separation of data points detected.				*	WARNING: Negative of Hessian not positive definite.			NE		Algorithm converged.	NE	NE	0,0847	NE	NE		Algorithm converged.	NE	NE
Eye disorders	Diabetic retinopathy	n/a	632	100,0	3	0,5	625	100,0	2	0,3	1,49		Convergence criterion (GCONV=1E-8) satisfied.	0,25	8,92	0,002		Algorithm converged.	-0,005	0,008	1,48		Algorithm converged.	0,25	8,85	0,6632	NE	0,67		Algorithm converged.	0,11	4,02
Eye disorders	Eye haemorrhage	n/a	632	100,0	1	0,2	625	100,0	0	0,0		*	Quasi-complete separation of data points detected.				*	WARNING: The relative Hessian convergence criterion of 83.914042706 is greater than the limit of 0.0001. The convergence is questionable.			NE		Algorithm converged.	NE	NE	0,3200	NE	NE		Algorithm converged.	NE	NE
Eye disorders	Macular fibrosis	n/a	632	100,0	1	0,2	625	100,0	2	0,3	0,49		Convergence criterion (GCONV=1E-8) satisfied.	0,04	5,46	-0,002		Algorithm converged.	-0,007	0,004	0,49		Algorithm converged.	0,04	5,44	0,5569	NE	2,02		Algorithm converged.	0,18	22,25
Eye disorders	Macular oedema	n/a	632	100,0	1	0,2	625	100,0	0	0,0		*	Quasi-complete separation of data points detected.				*	WARNING: The relative Hessian convergence criterion of 78.977922547 is greater than the limit of 0.0001. The convergence is questionable.			NE		Algorithm converged.	NE	NE	0,3200	NE	NE		Algorithm converged.	NE	NE
Eye disorders	Ocular hypertension	n/a	632	100,0	1	0,2	625	100,0	0	0,0		*	Quasi-complete separation of data points detected.				*	WARNING: The relative Hessian convergence criterion of 83.914042706 is greater than the limit of 0.0001. The convergence is questionable.			NE		Algorithm converged.	NE	NE	0,3200	NE	NE		Algorithm converged.	NE	NE
Eye disorders	Open angle glaucoma	n/a	632	100,0	1	0,2	625	100,0	0	0,0		*	Quasi-complete separation of data points detected.				*	WARNING: The relative Hessian convergence criterion of 83.914042706 is greater than the limit of 0.0001. The convergence is questionable.			NE		Algorithm converged.	NE	NE	0,3200	NE	NE		Algorithm converged.	NE	NE
Eye disorders	Retinal artery occlusion	n/a	632	100,0	0	0,0	625	100,0	2	0,3		*	Quasi-complete separation of data points detected.				*	WARNING: Negative of Hessian not positive definite.			0,00		Algorithm converged.	0,00	NE	0,1548	NE	>999.99		Algorithm converged.	0,00	NE
Eye disorders	Retinal degeneration	n/a	632	100,0	1	0,2	625	100,0	0	0,0		*	Quasi-complete separation of data points detected.				*	WARNING: The relative Hessian convergence criterion of 78.977922547 is greater than the limit of 0.0001. The convergence is questionable.			NE		Algorithm converged.	NE	NE	0,3200	NE	NE		Algorithm converged.	NE	NE
Eye disorders	Retinal haemorrhage	n/a	632	100,0	1	0,2	625	100,0	0	0,0		*	Quasi-complete separation of data points detected.				*	WARNING: The relative Hessian convergence criterion of 83.914042706 is greater than the limit of 0.0001. The convergence is questionable.			NE		Algorithm converged.	NE	NE	0,3200	NE	NE		Algorithm converged.	NE	NE
Eye disorders	Retinal neovascularisation	n/a	632	100,0	0	0,0	625	100,0	1	0,2		*	Quasi-complete separation of data points detected.				*	WARNING: The relative Hessian convergence criterion of 90.646464276 is greater than the limit of 0.0001. The convergence is questionable.			0,00		Algorithm converged.	0,00	NE	0,3146	NE	>999.99		Algorithm converged.	0,00	NE
Eye disorders	Retinal tear	n/a	632	100,0	2	0,3	625	100,0	0	0,0		*	Quasi-complete separation of data points detected.				*	ERROR: The mean parameter is either invalid or at a limit of its range for some observations.			NE		Algorithm converged.	NE	NE	0,1595	NE	NE		Algorithm converged.	NE	NE
Eye disorders	Retinal vein occlusion	n/a	632	100,0	1	0,2	625	100,0	0	0,0		*	Quasi-complete separation of data points detected.				*	WARNING: The relative Hessian convergence criterion of 78.977922547 is greater than the limit of 0.0001. The convergence is questionable.			NE		Algorithm converged.	NE	NE	0,3200	NE	NE		Algorithm converged.	NE	NE
Eye disorders	Uveitic glaucoma	n/a	632	100,0	1	0,2	625	100,0	0	0,0		*	Quasi-complete separation of data points detected.				*	WARNING: The relative Hessian convergence criterion of 83.914042706 is greater than the limit of 0.0001. The convergence is questionable.			NE		Algorithm converged.	NE	NE	0,3200	NE	NE		Algorithm converged.	NE	NE
Eye disorders	Uveitis	n/a	632	100,0	4	0,6	625	100,0	0	0,0		*	Quasi-complete separation of data points detected.				*	ERROR: The mean parameter is either invalid or at a limit of its range for some observations.			NE		Algorithm converged.	NE	NE	0,0465	NE	NE		Algorithm converged.	NE	NE
Eye disorders	Visual impairment	n/a	632	100,0	1	0,2	625	100,0	0	0,0		*	Quasi-complete separation of data points detected.				*	WARNING: The relative Hessian convergence criterion of 83.914042706 is greater than the limit of 0.0001. The convergence is questionable.			NE		Algorithm converged.	NE	NE	0,3200	NE	NE		Algorithm converged.	NE	NE
Eye disorders	Vitreous haemorrhage	n/a	632	100,0	1	0,2	625	100,0	1	0,2	0,99		Convergence criterion (GCONV=1E-8) satisfied.	0,06	15,84	0,000		Algorithm converged.	-0,004	0,004	0,99		Algorithm converged.	0,06	15,78	0,9937	NE	1,01		Algorithm converged.	0,06	16,13
Gastrointestinal disorders		n/a	632	100,0	6	0,9	625	100,0	3	0,5	1,99		Convergence criterion (GCONV=1E-8) satisfied.	0,49	7,98	0,005		Algorithm converged.	-0,005	0,014	1,98		Algorithm converged.	0,50	7,87	0,3239	NE	0,51		Algorithm converged.	0,13	2,01
Gastrointestinal disorders	Colitis	n/a	632	100,0	0	0,0	625	100,0	1	0,2		*	Quasi-complete separation of data points detected.				*	WARNING: The relative Hessian convergence criterion of 90.646464276 is greater than the limit of 0.0001. The convergence is questionable.			0,00		Algorithm converged.	0,00	NE	0,3146	NE	>999.99		Algorithm converged.	0,00	NE
Gastrointestinal disorders	Diabetic gastroparesis	n/a	632	100,0	1	0,2	625	100,0	0	0,0		*	Quasi-complete separation of data points detected.				*	WARNING: The relative Hessian convergence criterion of 83.914042706 is greater than the limit of 0.0001. The convergence is questionable.			NE		Algorithm converged.	NE	NE	0,3200	NE	NE		Algorithm converged.	NE	NE
Gastrointestinal disorders	Gastrointestinal dysplasia	n/a	632	100,0	0	0,0	625	100,0	1	0,2		*	Quasi-complete separation of data points detected.				*	WARNING: The relative Hessian convergence criterion of 90.646464276 is greater than the limit of 0.0001. The convergence is questionable.			0,00		Algorithm converged.	0,00	NE	0,3146	NE	>999.99		Algorithm converged.	0,00	NE
Gastrointestinal disorders	Gastrointestinal haemorrhage	n/a	632	100,0	1	0,2	625	100,0	0	0,0		*	Quasi-complete separation of data points detected.				*	WARNING: The relative Hessian convergence criterion of 78.977922547 is greater than the limit of 0.0001. The convergence is questionable.			NE		Algorithm converged.	NE	NE	0,3200	NE	NE		Algorithm converged.	NE	NE
Gastrointestinal disorders	Large intestine polyp	n/a	632	100,0	1	0,2	625	100,0	0	0,0		*	Quasi-complete separation of data points detected.				*	WARNING: The relative Hessian convergence criterion of 83.914042706 is greater than the limit of 0.0001. The convergence is questionable.			NE		Algorithm converged.	NE	NE	0,3200	NE	NE		Algorithm converged.	NE	NE
Gastrointestinal disorders	Nausea	n/a	632	100,0	0	0,0	625	100,0	1	0,2		*	Quasi-complete separation of data points detected.				*	WARNING: The relative Hessian convergence criterion of 90.646464276 is greater than the limit of 0.0001. The convergence is questionable.			0,00		Algorithm converged.	0,00	NE	0,3146	NE	>999.99		Algorithm converged.	0,00	NE
Gastrointestinal disorders	Oesophagitis	n/a	632	100,0	1	0,2	625	100,0	0	0,0		*	Quasi-complete separation of data points detected.				*	WARNING: The relative Hessian convergence criterion of 83.914042706 is greater than the limit of 0.0001. The convergence is questionable.			NE		Algorithm converged.	NE	NE	0,3200	NE	NE		Algorithm converged.	NE	NE
Gastrointestinal disorders	Rectal haemorrhage	n/a	632	100,0	1	0,2	625	100,0	0	0,0		*	Quasi-complete separation of data points detected.				*	WARNING: The relative Hessian convergence criterion of 78.977922547 is greater than the limit of 0.0001. The convergence is questionable.			NE		Algorithm converged.	NE	NE	0,3200	NE	NE		Algorithm converged.	NE	NE
Gastrointestinal disorders	Upper gastrointestinal haemorrhage	n/a	632	100,0	1	0,2	625	100,0	0	0,0		*	Quasi-complete separation of data points detected.				*	WARNING: The relative Hessian convergence criterion of 83.914042706 is greater than the limit of 0.0001. The convergence is questionable.			NE		Algorithm converged.	NE	NE	0,3200	NE	NE		Algorithm converged.	NE	NE
General disorders and administration site conditions		n/a	632	100,0	7	1,1	625	100,0	6	1,0	1,16		Convergence criterion (GCONV=1E-8) satisfied.	0,39	3,46	0,001		Algorithm converged.	-0,010	0,013	1,15		Algorithm converged.	0,39	3,41	0,7960	NE	0,87		Algorithm converged.	0,29	2,56
General disorders and administration site conditions	Chest pain	n/a	632	100,0	1	0,2	625	100,0	3	0,5	0,33		Convergence criterion (GCONV=1E-8) satisfied.	0,03	3,17	-0,003		Algorithm converged.	-0,009	0,003	0,33		Algorithm converged.	0,03	3,16	0,3114	NE	3,03		Algorithm converged.	0,32	29,08
General disorders and administration site conditions	Death	n/a	632	100,0	3	0,5	625	100,0	0	0,0		*	Quasi-complete separation of data points detected.				*	WARNING: Negative of Hessian not positive definite.			NE		Algorithm converged.	NE	NE	0,0847	NE	NE		Algorithm converged.	NE	NE
General disorders and administration site conditions	Multiple organ dysfunction syndrome	n/a	632	100,0	1	0,2	625	100,0	0	0,0		*	Quasi-complete separation of data points detected.				*	WARNING: The relative Hessian convergence criterion of 83.914042706 is greater than the limit of 0.0001. The convergence is questionable.			NE		Algorithm converged.	NE	NE	0,3200	NE	NE		Algorithm converged.	NE	NE
General disorders and administration site conditions	Oedema peripheral	n/a	632	100,0	1	0,2	625	100,0	1	0,2	0,99		Convergence criterion (GCONV=1E-8) satisfied.	0,06	15,84	0,000		Algorithm converged.	-0,004	0,004	0,99		Algorithm converged.	0,06	15,78	0,9937	NE	1,01		Algorithm converged.	0,06	16,13
General disorders and administration site conditions	Pyrexia	n/a	632	100,0	1	0,2	625	100,0	2	0,3	0,49		Convergence criterion (GCONV=1E-8) satisfied.	0,04	5,46	-0,002		Algorithm converged.	-0,007	0,004	0,49		Algorithm converged.	0,04	5,44	0,5569	NE	2,02		Algorithm converged.	0,18	22,25
Hepatobiliary disorders		n/a	632	100,0	3	0,5	625	100,0	4	0,6	0,74		Convergence criterion (GCONV=1E-8) satisfied.	0,17	3,32	-0,002		Algorithm converged.	-0,010	0,007	0,74		Algorithm converged.	0,17	3,30	0,6938	NE	1,35		Algorithm converged.	0,30	6,00
Hepatobiliary disorders	Bile duct stenosis	n/a	632	100,0	0	0,0	625	100,0	1	0,2		*	Quasi-complete separation of data points detected.				*	WARNING: The relative Hessian convergence criterion of 90.646464276 is greater than the limit of 0.0001. The convergence is questionable.			0,00		Algorithm converged.	0,00	NE	0,3146	NE	>999.99		Algorithm converged.	0,00	NE
Hepatobiliary disorders	Cholecystitis	n/a	632	100,0	1	0,2	625	100,0	1	0,2	0,99		Convergence criterion (GCONV=1E-8) satisfied.	0,06	15,84	0,000		Algorithm converged.	-0,004	0,004	0,99		Algorithm converged.	0,06	15,78	0,9937	NE	1,01		Algorithm converged.	0,06	16,13
Hepatobiliary disorders	Cholecystitis acute	n/a	632	100,0	1	0,2	625	100,0	0	0,0		*	Quasi-complete separation of data points detected.				*	WARNING: The relative Hessian convergence criterion of 83.914042706 is greater than the limit of 0.0001. The convergence is questionable.			NE		Algorithm converged.	NE	NE	0,3200	NE	NE		Algorithm converged.	NE	NE
Hepatobiliary disorders	Cholelithiasis	n/a	632	100,0	1	0,2	625	100,0	0	0,0		*	Quasi-complete separation of data points detected.				*	WARNING: The relative Hessian convergence criterion of 83.914042706 is greater than the limit of 0.0001. The convergence is questionable.			NE		Algorithm converged.	NE	NE	0,3200	NE	NE		Algorithm converged.	NE	NE
Hepatobiliary disorders	Chronic hepatitis	n/a	632	100,0	0	0,0	625	100,0	1	0,2		*	Quasi-complete separation of data points detected.				*	WARNING: The relative Hessian convergence criterion of 90.646464276 is greater than the limit of 0.0001. The convergence is questionable.			0,00		Algorithm converged.	0,00	NE	0,3146	NE	>999.99		Algorithm converged.	0,00	NE
Hepatobiliary disorders	Hepatic cirrhosis	n/a	632	100,0	0	0,0	625	100,0	1	0,2		*	Quasi-complete separation of data points detected.				*	WARNING: The relative Hessian convergence criterion of 90.646464276 is greater than the limit of 0.0001. The convergence is questionable.			0,00		Algorithm converged.	0,00	NE	0,3146	NE	>999.99		Algorithm converged.	0,00	NE
Immune system disorders		n/a	632	100,0	1	0,2	625	100,0	1	0,2	0,99		Convergence criterion (GCONV=1E-8) satisfied.	0,06	15,84	0,000		Algorithm converged.	-0,004	0,004	0,99		Algorithm converged.	0,06	15,78	0,9937	NE	1,01		Algorithm converged.	0,06	16,13
Immune system disorders	Anaphylactic reaction	n/a	632	100,0	1	0,2	625	100,0	0	0,0		*	Quasi-complete separation of data points detected.				*	WARNING: The relative Hessian convergence criterion of 78.977922547 is greater than the limit of 0.0001. The convergence is questionable.			NE		Algorithm converged.	NE	NE	0,3200	NE	NE		Algorithm converged.	NE	NE
Immune system disorders	Hypersensitivity	n/a	632	100,0	0	0,0	625	100,0	1	0,2		*	Quasi-complete separation of data points detected.				*	WARNING: The relative Hessian convergence criterion of 90.646464276 is greater than the limit of 0.0001. The convergence is questionable.			0,00		Algorithm converged.	0,00	NE	0,3146	NE	>999.99		Algorithm converged.	0,00	NE
Infections and infestations		n/a	632	100,0	28	4,4	625	100,0	43	6,9	0,63		Convergence criterion (GCONV=1E-8) satisfied.	0,38	1,02	-0,024		Algorithm converged.	-0,050	0,001	0,64		Algorithm converged.	0,41	1,02	0,0601	NE	1,55		Algorithm converged.	0,98	2,47
Infections and infestations	Abscess limb	n/a	632	100,0	0	0,0	625	100,0	1	0,2		*	Quasi-complete separation of data points detected.				*	WARNING: The relative Hessian convergence criterion of 90.646464276 is greater than the limit of 0.0001. The convergence is questionable.			0,00		Algorithm converged.	0,00	NE	0,3146	NE	>999.99		Algorithm converged.	0,00	NE
Infections and infestations	Anal abscess	n/a	632	100,0	0	0,0	625	100,0	1	0,2		*	Quasi-complete separation of data points detected.				*	WARNING: The relative Hessian convergence criterion of 90.646464276 is greater than the limit of 0.0001. The convergence is questionable.			0,00		Algorithm converged.	0,00	NE	0,3146	NE	>999.99		Algorithm converged.	0,00	NE

| | | |

| | | |

POPULATION: Safety-Evaluable Population B vs. C
ENDPOINT: Any SAEs through Week 56
MODEL: Unstratified analysis
STUDY: GM40349 & GM40398
Dichotomous Analysis by Subgroups (Safety)

Study

			Faricimab (FTI) (N=632)				Aflibercept (N=625)				Odds Ratio				Faricimab (FTI) vs. Aflibercept Absolute Risk Difference			Relative Risk					Aflibercept vs. Faricimab (FTI) Relative Risk			
			Patients		Patients with Event		Patients		Patients with Event																	
MedDRA System Organ Class	MedDRA Preferred Term	Level	n	%	n	%	n	%	n	%	Odds Ratio	Convergence Reason	95% Lower CL	95% Upper CL	Absolute Risk	Convergence Reason	95% Lower CL	95% Upper CL	Relative Risk	Convergence Reason	95% Lower CL	95% Upper CL	p-value (Cochran-Mantel-Haenszel)	Interaction Test p-value (likelihood ratio)	Relative Risk	Convergence Reason	95% Lower CL	95% Upper CL
Blood and lymphatic system disorders		Rhine	319	50,5	1	0,3	314	50,2	3	1,0	0,33	Convergence criterion (GCONV=1E-8) satisfied.	0,03	3,15	-0,006	Algorithm converged.	-0,019	0,006	0,33	Algorithm converged.	0,03	3,14	0,3086	0,2497	3,05	Algorithm converged.	0,32	29,14
Blood and lymphatic system disorders		Yosemite	313	49,5	2	0,6	311	49,8	0	0,0	*	Quasi-complete separation of data points detected.				WARNING: Negative of Hessian not positive definite.			NE	Algorithm converged.	NE	NE	0,1583		NE	Algorithm converged.	NE	NE
Blood and lymphatic system disorders	Anaemia	Rhine	319	50,5	1	0,3	314	50,2	3	1,0	0,33	Convergence criterion (GCONV=1E-8) satisfied.	0,04	5,44	-0,003	Algorithm converged.	-0,014	0,007	0,49	Algorithm converged.	0,04	5,40	0,5539	0,0867	2,93	Algorithm converged.	0,19	22,24
Blood and lymphatic system disorders	Anaemia	Yosemite	313	49,5	2	0,6	311	49,8	0	0,0	*	Quasi-complete separation of data points detected.				WARNING: Negative of Hessian not positive definite.			NE	Algorithm converged.	NE	NE	0,1583		NE	Algorithm converged.	NE	NE
Blood and lymphatic system disorders	Microcytic anaemia	Rhine	319	50,5	0	0,0	314	50,2	1	0,3	*	Quasi-complete separation of data points detected.				ERROR: The mean parameter is either invalid or at a limit of its range for some observations.			0,00	Algorithm converged.	0,00	NE	0,3135	NE	>999,99	Algorithm converged.	0,00	NE
Blood and lymphatic system disorders	Microcytic anaemia	Yosemite	313	49,5	0	0,0	311	49,8	0	0,0	NE		NE	NE	NE	NE	NE	NE	NE	NE	NE	NE	NE		NE	NE	NE	NE
Cardiac disorders		Rhine	319	50,5	13	3,9	314	50,2	13	3,9	1,04	Convergence criterion (GCONV=1E-8) satisfied.	0,47	2,48	0,003	Algorithm converged.	-0,027	0,033	1,07	Algorithm converged.	0,48	2,40	0,8821	0,4892	0,93	Algorithm converged.	0,41	2,08
Cardiac disorders		Yosemite	313	49,5	13	4,2	311	49,8	15	4,8	0,86	Convergence criterion (GCONV=1E-8) satisfied.	0,40	1,83	-0,007	Algorithm converged.	-0,039	0,024	0,86	Algorithm converged.	0,42	1,78	0,6864		1,16	Algorithm converged.	0,58	2,43
Cardiac disorders	Acute coronary syndrome	Rhine	319	50,5	1	0,3	314	50,2	0	0,0	*	Quasi-complete separation of data points detected.				WARNING: The relative Hessian convergence criterion of 49.519817954 is greater than the limit of 0.0001. The convergence is questionable.			NE	Algorithm converged.	NE	NE	0,3211		NE	Algorithm converged.	NE	NE
Cardiac disorders	Acute coronary syndrome	Yosemite	313	49,5	0	0,0	311	49,8	0	0,0	NE		NE	NE	NE	NE	NE	NE	NE	NE	NE	NE	NE		NE	NE	NE	NE
Cardiac disorders	Acute left ventricular failure	Rhine	319	50,5	0	0,0	314	50,2	0	0,0	NE		NE	NE	NE	NE	NE	NE	NE	NE	NE	NE	1,0000		NE	NE	NE	NE
Cardiac disorders	Acute left ventricular failure	Yosemite	313	49,5	1	0,3	311	49,8	0	0,0	0,50	Convergence criterion (GCONV=1E-8) satisfied.	0,04	5,49	-0,003	Algorithm converged.	-0,014	0,008	0,50	Algorithm converged.	0,05	5,45	0,5593		2,01	Algorithm converged.	0,18	22,08
Cardiac disorders	Acute myocardial infarction	Rhine	319	50,5	1	0,3	314	50,2	3	1,0	0,33	Convergence criterion (GCONV=1E-8) satisfied.	0,04	5,44	-0,003	Algorithm converged.	-0,014	0,007	0,49	Algorithm converged.	0,04	5,40	0,5535	0,9950	2,03	Algorithm converged.	0,19	22,23
Cardiac disorders	Acute myocardial infarction	Yosemite	313	49,5	2	0,6	311	49,8	4	1,3	0,49	Convergence criterion (GCONV=1E-8) satisfied.	0,09	2,71	-0,004	Algorithm converged.	-0,022	0,009	0,50	Algorithm converged.	0,09	2,69	0,4073		2,01	Algorithm converged.	0,37	10,91
Cardiac disorders	Angina pectoris	Rhine	319	50,5	1	0,3	314	50,2	0	0,0	0,98	Convergence criterion (GCONV=1E-8) satisfied.	0,04	15,80	0,000	Algorithm converged.	-0,009	0,010	0,98	Algorithm converged.	0,04	15,67	0,9911	0,1897	1,02	Algorithm converged.	0,06	16,11
Cardiac disorders	Angina pectoris	Yosemite	313	49,5	0	0,0	311	49,8	0	0,0	*	Quasi-complete separation of data points detected.				ERROR: The mean parameter is either invalid or at a limit of its range for some observations.			0,00	Algorithm converged.	0,00	NE	0,1565		>999,99	Algorithm converged.	0,00	NE
Cardiac disorders	Angina unstable	Rhine	319	50,5	1	0,3	314	50,2	0	0,0	*	Quasi-complete separation of data points detected.				WARNING: The relative Hessian convergence criterion of 49.519817954 is greater than the limit of 0.0001. The convergence is questionable.			NE	Algorithm converged.	NE	NE	0,3211	NE	NE	Algorithm converged.	NE	NE
Cardiac disorders	Angina unstable	Yosemite	313	49,5	0	0,0	311	49,8	0	0,0	NE		NE	NE	NE	NE	NE	NE	NE	NE	NE	NE	NE		NE	NE	NE	NE
Cardiac disorders	Aortic valve stenosis	Rhine	319	50,5	1	0,3	314	50,2	0	0,0	*	Quasi-complete separation of data points detected.				WARNING: The relative Hessian convergence criterion of 46.424823332 is greater than the limit of 0.0001. The convergence is questionable.			NE	Algorithm converged.	NE	NE	0,3211	NE	NE	Algorithm converged.	NE	NE
Cardiac disorders	Aortic valve stenosis	Yosemite	313	49,5	0	0,0	311	49,8	0	0,0	NE		NE	NE	NE	NE	NE	NE	NE	NE	NE	NE	NE		NE	NE	NE	NE
Cardiac disorders	Arrhythmia	Rhine	319	50,5	0	0,0	314	50,2	0	0,0	NE		NE	NE	NE	NE	NE	NE	NE	NE	NE	NE	NE	NE	NE	NE	NE	NE
Cardiac disorders	Arrhythmia	Yosemite	313	49,5	2	0,6	311	49,8	0	0,0	*	Quasi-complete separation of data points detected.				WARNING: Negative of Hessian not positive definite.			NE	Algorithm converged.	NE	NE	0,1583		NE	Algorithm converged.	NE	NE
Cardiac disorders	Arteriosclerosis coronary artery	Rhine	319	50,5	0	0,0	314	50,2	1	0,3	*	Quasi-complete separation of data points detected.				ERROR: The mean parameter is either invalid or at a limit of its range for some observations.			0,00	Algorithm converged.	0,00	NE	0,3135	NE	>999,99	Algorithm converged.	0,00	NE
Cardiac disorders	Arteriosclerosis coronary artery	Yosemite	313	49,5	0	0,0	311	49,8	0	0,0	NE		NE	NE	NE	NE	NE	NE	NE	NE	NE	NE	NE		NE	NE	NE	NE
Cardiac disorders	Atrial fibrillation	Rhine	319	50,5	1	0,3	314	50,2	0	0,0	*	Quasi-complete separation of data points detected.				WARNING: Negative of Hessian not positive definite.			NE	Algorithm converged.	NE	NE	0,3211	NE	NE	Algorithm converged.	NE	NE
Cardiac disorders	Atrial fibrillation	Yosemite	313	49,5	0	0,0	311	49,8	0	0,0	NE		NE	NE	NE	NE	NE	NE	NE	NE	NE	NE	NE		NE	NE	NE	NE
Cardiac disorders	Atrioventricular block complete	Rhine	319	50,5	0	0,0	314	50,2	0	0,0	NE		NE	NE	NE	NE	NE	NE	NE	NE	NE	NE	NE	NE	NE	NE	NE	NE
Cardiac disorders	Atrioventricular block complete	Yosemite	313	49,5	1	0,3	311	49,8	0	0,0	*	Quasi-complete separation of data points detected.				WARNING: The relative Hessian convergence criterion of 49.184997554 is greater than the limit of 0.0001. The convergence is questionable.			NE	Algorithm converged.	NE	NE	0,3189		NE	Algorithm converged.	NE	NE
Cardiac disorders	Cardiac arrest	Rhine	319	50,5	1	0,3	314	50,2	1	0,3	0,98	Convergence criterion (GCONV=1E-8) satisfied.	0,06	15,80	0,000	Algorithm converged.	-0,009	0,009	0,98	Algorithm converged.	0,06	15,67	0,9911	1,0000	1,02	Algorithm converged.	0,06	16,11
Cardiac disorders	Cardiac arrest	Yosemite	313	49,5	0	0,0	311	49,8	0	0,0	NE		NE	NE	NE	NE	NE	NE	NE	NE	NE	NE	NE		NE	NE	NE	NE
Cardiac disorders	Cardiac failure	Rhine	319	50,5	2	0,6	314	50,2	1	0,3	1,93	Convergence criterion (GCONV=1E-8) satisfied.	0,18	21,03	0,003	Algorithm converged.	-0,008	0,014	1,93	Algorithm converged.	0,18	20,86	0,5664	0,3064	0,52	Algorithm converged.	0,05	5,14
Cardiac disorders	Cardiac failure	Yosemite	313	49,5	2	0,6	311	49,8	0	0,0	*	Quasi-complete separation of data points detected.				WARNING: Negative of Hessian not positive definite.			NE	Algorithm converged.	NE	NE	0,1583		NE	Algorithm converged.	NE	NE
Cardiac disorders	Cardiac failure acute	Rhine	319	50,5	0	0,0	314	50,2	1	0,3	*	Quasi-complete separation of data points detected.				ERROR: The mean parameter is either invalid or at a limit of its range for some observations.			0,00	Algorithm converged.	0,00	NE	0,3135	NE	>999,99	Algorithm converged.	0,00	NE
Cardiac disorders	Cardiac failure acute	Yosemite	313	49,5	0	0,0	311	49,8	0	0,0	NE		NE	NE	NE	NE	NE	NE	NE	NE	NE	NE	NE		NE	NE	NE	NE
Cardiac disorders	Cardiac failure congestive	Rhine	319	50,5	2	0,6	314	50,2	1	0,3	1,97	Convergence criterion (GCONV=1E-8) satisfied.	0,18	21,85	0,003	Algorithm converged.	-0,008	0,014	1,97	Algorithm converged.	0,18	21,60	0,5724	0,0329	0,51	Algorithm converged.	0,05	5,57
Cardiac disorders	Cardiac failure congestive	Yosemite	313	49,5	0	0,0	311	49,8	4	1,3	*	Quasi-complete separation of data points detected.				ERROR: The mean parameter is either invalid or at a limit of its range for some observations.			0,00	Algorithm converged.	0,00	NE	0,0441		>999,99	Algorithm converged.	0,00	NE
Cardiac disorders	Cardiovascular disorder	Rhine	319	50,5	0	0,0	314	50,2	0	0,0	NE		NE	NE	NE	NE	NE	NE	NE	NE	NE	NE	NE	NE	NE	NE	NE	NE
Cardiac disorders	Cardiovascular disorder	Yosemite	313	49,5	1	0,3	311	49,8	0	0,0	*	Quasi-complete separation of data points detected.				WARNING: Negative of Hessian not positive definite.			NE	Algorithm converged.	NE	NE	0,3189		NE	Algorithm converged.	NE	NE
Cardiac disorders	Chronic left ventricular failure	Rhine	319	50,5	0	0,0	314	50,2	0	0,0	NE		NE	NE	NE	NE	NE	NE	NE	NE	NE	NE	NE	NE	NE	NE	NE	NE
Cardiac disorders	Chronic left ventricular failure	Yosemite	313	49,5	1	0,3	311	49,8	0	0,0	*	Quasi-complete separation of data points detected.				WARNING: Negative of Hessian not positive definite.			NE	Algorithm converged.	NE	NE	0,3189		NE	Algorithm converged.	NE	NE
Cardiac disorders	Coronary artery disease	Rhine	319	50,5	1	0,3	314	50,2	1	0,3	0,98	Convergence criterion (GCONV=1E-8) satisfied.	0,06	15,80	0,000	Algorithm converged.	-0,009	0,009	0,98	Algorithm converged.	0,06	15,67	0,9911	0,6715	1,02	Algorithm converged.	0,06	16,11
Cardiac disorders	Coronary artery disease	Yosemite	313	49,5	4	1,3	311	49,8	2	0,6	2,05	Convergence criterion (GCONV=1E-8) satisfied.	0,36	11,05	0,006	Algorithm converged.	-0,009	0,022	1,99	Algorithm converged.	0,37	10,77	0,4168		0,50	Algorithm converged.	0,09	2,77
Cardiac disorders	Ischaemic cardiomyopathy	Rhine	319	50,5	1	0,3	314	50,2	0	0,0	*	Quasi-complete separation of data points detected.				WARNING: The relative Hessian convergence criterion of 46.424823332 is greater than the limit of 0.0001. The convergence is questionable.			NE	Algorithm converged.	NE	NE	0,3211	NE	NE	Algorithm converged.	NE	NE
Cardiac disorders	Ischaemic cardiomyopathy	Yosemite	313	49,5	0	0,0	311	49,8	0	0,0	NE		NE	NE	NE	NE	NE	NE	NE	NE	NE	NE	NE		NE	NE	NE	NE
Cardiac disorders	Myocardial infarction	Rhine	319	50,5	1	0,3	314	50,2	2	0,6	0,49	Convergence criterion (GCONV=1E-8) satisfied.	0,04	5,44	-0,003	Algorithm converged.	-0,014	0,007	0,49	Algorithm converged.	0,04	5,40	0,5535	0,7709	2,03	Algorithm converged.	0,19	22,24
Cardiac disorders	Myocardial infarction	Yosemite	313	49,5	3	1,0	311	49,8	4	1,3	0,74	Convergence criterion (GCONV=1E-8) satisfied.	0,14	3,95	-0,003	Algorithm converged.	-0,020	0,013	0,75	Algorithm converged.	0,15	3,80	0,6976		1,34	Algorithm converged.	0,30	5,93
Cardiac disorders	Myocardial ischaemia	Rhine	319	50,5	1	0,3	314	50,2	0	0,0	*	Quasi-complete separation of data points detected.				WARNING: Negative of Hessian not positive definite.			NE	Algorithm converged.	NE	NE	0,3211	NE	NE	Algorithm converged.	NE	NE
Cardiac disorders	Myocardial ischaemia	Yosemite	313	49,5	0	0,0	311	49,8	0	0,0	NE		NE	NE	NE	NE	NE	NE	NE	NE	NE	NE	NE		NE	NE	NE	NE
Ear and labyrinth disorders		Rhine	319	50,5	0	0,0	314	50,2	0	0,0	NE		NE	NE	NE	NE	NE	NE	NE	NE	NE	NE	NE	NE	NE	NE	NE	NE
Ear and labyrinth disorders		Yosemite	313	49,5	2	0,6	311	49,8	0	0,0	*	Quasi-complete separation of data points detected.				WARNING: Negative of Hessian not positive definite.			NE	Algorithm converged.	NE	NE	0,1583		NE	Algorithm converged.	NE	NE
Ear and labyrinth disorders	Sudden hearing loss	Rhine	319	50,5	0	0,0	314	50,2	0	0,0	NE		NE	NE	NE	NE	NE	NE	NE	NE	NE	NE	NE		NE	NE	NE	NE
Ear and labyrinth disorders	Sudden hearing loss	Yosemite	313	49,5	1	0,3	311	49,8	0	0,0	*	Quasi-complete separation of data points detected.				WARNING: Negative of Hessian not positive definite.			NE	Algorithm converged.	NE	NE	0,3189		NE	Algorithm converged.	NE	NE
Ear and labyrinth disorders	Vestibular disorder	Rhine	319	50,5	0	0,0	314	50,2	0	0,0	NE		NE	NE	NE	NE	NE	NE	NE	NE	NE	NE	NE	NE	NE	NE	NE	NE
Ear and labyrinth disorders	Vestibular disorder	Yosemite	313	49,5	1	0,3	311	49,8	0	0,0	*	Quasi-complete separation of data points detected.				WARNING: Negative of Hessian not positive definite.			NE	Algorithm converged.	NE	NE	0,3189		NE	Algorithm converged.	NE	NE
Eye disorders		Rhine	319	50,5	13	4,1	314	50,2	6	1,9	2,22	Convergence criterion (GCONV=1E-8) satisfied.	1,06	10,21	0,029	Algorithm converged.	0,003	0,053	3,20	Algorithm converged.	1,05	9,70	0,0294	0,3859	0,31	Algorithm converged.	0,10	0,91
Eye disorders		Yosemite	313	49,5	12	3,8	311	49,8	7	2,3	1,73	Convergence criterion (GCONV=1E-8) satisfied.	0,67	4,48	0,018	Algorithm converged.	-0,011	0,043	1,70	Algorithm converged.	0,68	4,27	0,2502		0,59	Algorithm converged.	0,23	1,49
Eye disorders	Angle closure glaucoma	Rhine	319	50,5	0	0,0	314	50,2	0	0,0	NE		NE	NE	NE	NE	NE	NE	NE	NE	NE	NE	NE	NE	NE	NE	NE	NE
Eye disorders	Angle closure glaucoma	Yosemite	313	49,5	0	0,0	311	49,8	0	0,0	*	Quasi-complete separation of data points detected.				ERROR: The mean parameter is either invalid or at a limit of its range for some observations.			0,00	Algorithm converged.	0,00	NE	0,3158		>999,99	Algorithm converged.	0,00	NE
Eye disorders	Cataract	Rhine	319	50,5	1	0,3	314	50,2	0	0,0	0,99	Convergence criterion (GCONV=1E-8) satisfied.	0,06	15,96	0,000	Algorithm converged.	-0,009	0,009	0,99	Algorithm converged.	0,06	15,83	0,9964		1,01	Algorithm converged.	0,06	16,04
Eye disorders	Cataract subcapsular	Rhine	319	50,5	1	0,3	314	50,2	0	0,0	*	Quasi-complete separation of data points detected.				WARNING: Negative of Hessian not positive definite.			NE	Algorithm converged.	NE	NE	0,3211	NE	NE	Algorithm converged.	NE	NE
Eye disorders	Cataract subcapsular	Yosemite	313	49,5	0	0,0	311	49,8	0	0,0	NE		NE	NE	NE	NE	NE	NE	NE	NE	NE	NE	NE		NE	NE	NE	NE
Eye disorders	Diabetic eye disease	Rhine	319	50,5	1	0,3	314	50,2	0	0,0	*	Quasi-complete separation of data points detected.				WARNING: The relative Hessian convergence criterion of 49.519817954 is greater than the limit of 0.0001. The convergence is questionable.			NE	Algorithm converged.	NE	NE	0,3211	NE	NE	Algorithm converged.	NE	NE
Eye disorders	Diabetic eye disease	Yosemite	313	49,5	0	0,0	311	49,8	0	0,0	NE		NE	NE	NE	NE	NE	NE	NE	NE	NE	NE	NE		NE	NE	NE	NE
Eye disorders	Diabetic retinal oedema	Rhine	319	50,5	2	0,6	314	50,2	0	0,0	*	Quasi-complete separation of data points detected.				WARNING: Negative of Hessian not positive definite.			NE	Algorithm converged.	NE	NE	0,1603	1,0000	NE	Algorithm converged.	NE	NE
Eye disorders	Diabetic retinal oedema	Yosemite	313	49,5	1	0,3	311	49,8	0	0,0	*	Quasi-complete separation of data points detected.				WARNING: The relative Hessian convergence criterion of 46.110935207 is greater than the limit of 0.0001. The convergence is questionable.			NE	Algorithm converged.	NE	NE	0,3189		NE	Algorithm converged.	NE	NE
Eye disorders	Diabetic retinopathy	Rhine	319	50,5	2	0,6	314	50,2	1	0,3	1,97	Convergence criterion (GCONV=1E-8) satisfied.	0,18	21,85	0,003	Algorithm converged.	-0,008	0,014	1,97	Algorithm converged.	0,18	21,60	0,5724	0,7130	0,51	Algorithm converged.	0,05	5,57
Eye disorders	Diabetic retinopathy	Yosemite	313	49,5	1	0,3	311	49,8	0	0,0	0,99	Convergence criterion (GCONV=1E-8) satisfied.	0,06	15,96	0,000	Algorithm converged.	-0,009	0,009	0,99	Algorithm converged.	0,06	15,83	0,9964		1,01	Algorithm converged.	0,06	16,04
Eye disorders	Eye haemorrhage	Rhine	319	50,5	1	0,3	314	50,2	0	0,0	*	Quasi-complete separation of data points detected.				WARNING: Negative of Hessian not positive definite.			NE	Algorithm converged.	NE	NE	0,3211	NE	NE	Algorithm converged.	NE	NE
Eye disorders	Eye haemorrhage	Yosemite	313	49,5	0	0,0	311	49,8	0	0,0	NE		NE	NE	NE	NE	NE	NE	NE	NE	NE	NE	NE		NE	NE	NE	NE
Eye disorders	Macular fibrosis	Rhine	319	50,5	1	0,3	314	50,2	0	0,0	0,98	Convergence criterion (GCONV=1E-8) satisfied.	0,06	15,80	0,000	Algorithm converged.	-0,009	0,009	0,98	Algorithm converged.	0,06	15,67	0,9911	0,3074	1,02	Algorithm converged.	0,06	16,11
Eye disorders	Macular fibrosis	Yosemite	313	49,5	0	0,0	311	49,8	1	0,3	*	Quasi-complete separation of data points detected.				ERROR: The mean parameter is either invalid or at a limit of its range for some observations.			0,00	Algorithm converged.	0,00	NE	0,3158		>999,99	Algorithm converged.	0,00	NE
Eye disorders	Macular oedema	Rhine	319	50,5	0	0,0	314	50,2	0	0,0	NE		NE	NE	NE	NE	NE	NE	NE	NE	NE	NE	NE	NE	NE	NE	NE	NE
Eye disorders	Macular oedema	Yosemite	313	49,5	1	0,3	311	49,8	0	0,0	*	Quasi-complete separation of data points detected.				WARNING: The relative Hessian convergence criterion of 43.398527253 is greater than the limit of 0.0001. The convergence is questionable.			NE	Algorithm converged.	NE	NE	0,3189		NE	Algorithm converged.	NE	NE
Eye disorders	Ocular hypertension	Rhine	319	50,5	0	0,0	314	50,2	0	0,0	NE		NE	NE	NE	NE	NE	NE	NE	NE	NE	NE	NE	NE	NE	NE	NE	NE
Eye disorders	Ocular hypertension	Yosemite	313	49,5	1	0,3	311	49,8	0	0,0	*	Quasi-complete separation of data points detected.				WARNING: Negative of Hessian not positive definite.			NE	Algorithm converged.	NE	NE	0,3189		NE	Algorithm converged.	NE	NE
Eye disorders	Open angle glaucoma	Rhine	319	50,5	1	0,3	314	50,2	0	0,0	*	Quasi-complete separation of data points detected.				WARNING: Negative of Hessian not positive definite.			NE	Algorithm converged.	NE	NE	0,3211	NE	NE	Algorithm converged.	NE	NE
Eye disorders	Open angle glaucoma	Yosemite	313	49,5	0	0,0	311	49,8	0	0,0	NE		NE	NE	NE	NE	NE	NE	NE	NE	NE	NE	NE		NE	NE	NE	NE
Eye disorders	Retinal artery occlusion	Rhine	319	50,5	0	0,0	314	50,2	1	0,3	*	Quasi-complete separation of data points detected.				ERROR: The mean parameter is either invalid or at a limit of its range for some observations.			0,00	Algorithm converged.	0,00	NE	0,3135	1,0000	>999,99	Algorithm converged.	0,00	NE
Eye disorders	Retinal artery occlusion	Yosemite	313	49,5	0	0,0	311	49,8	1	0,3	*	Quasi-complete separation of data points detected.				ERROR: The mean parameter is either invalid or at a limit of its range for some observations.			0,00	Algorithm converged.	0,00	NE	0,3158		>999,99	Algorithm converged.	0,00	NE
Eye disorders	Retinal degeneration	Rhine	319	50,5	1	0,3	314	50,2	0	0,0	*	Quasi-complete separation of data points detected.				WARNING: The relative Hessian convergence criterion of 49.519817954 is greater than the limit of 0.0001. The convergence is questionable.			NE	Algorithm converged.	NE	NE	0,3211	NE	NE	Algorithm converged.	NE	NE
Eye disorders	Retinal degeneration	Yosemite	313	49,5	0	0,0	311	49,8	0	0,0	NE		NE	NE	NE	NE	NE	NE	NE	NE	NE	NE	NE		NE	NE	NE	NE
Eye disorders	Retinal haemorrhage	Rhine	319	50,5	0	0,0	314	50,2	0	0,0	NE		NE	NE	NE	NE	NE	NE	NE	NE	NE	NE	NE	NE	NE	NE	NE	NE
Eye disorders	Retinal haemorrhage	Yosemite	313	49,5	1	0,3	311	49,8	0	0,0	*	Quasi-complete separation of data points detected.				WARNING: Negative of Hessian not positive definite.			NE	Algorithm converged.	NE	NE	0,3189		NE	Algorithm converged.	NE	NE
Eye disorders	Retinal neovascularisation	Rhine	319	50,5	0	0,0	314	50,2	0	0,0	NE		NE	NE	NE	NE	NE	NE	NE	NE	NE	NE	NE	NE	NE	NE	NE	NE
Eye disorders	Retinal neovascularisation	Yosemite	313	49,5	0	0,0	311	49,8	1	0,3	*	Quasi-complete separation of data points detected.				ERROR: The mean parameter is either invalid or at a limit of its range for some observations.			0,00	Algorithm converged.	0,00	NE	0,3158		>999,99	Algorithm converged.	0,00	NE
Eye disorders	Retinal tear	Rhine	319	50,5	1	0,3	314	50,2	0	0,0	*	Quasi-complete separation of data points detected.				WARNING: The relative Hessian convergence criterion of 49.519817954 is greater than the limit of 0.0001. The convergence is questionable.			NE	Algorithm converged.	NE	NE	0,3211	1,0000	NE	Algorithm converged.	NE	NE
Eye disorders	Retinal tear	Yosemite	313	49,5	1	0,3	311	49,8	0	0,0	*	Quasi-complete separation of data points detected.				WARNING: The relative Hessian convergence criterion of 43.398527253 is greater than the limit of 0.0001. The convergence is questionable.			NE	Algorithm converged.	NE	NE	0,3189		NE	Algorithm converged.	NE	NE
Eye disorders	Retinal vein occlusion	Rhine	319	50,5	1	0,3	314	50,2	0	0,0	*	Quasi-complete separation of data points detected.				WARNING: The relative Hessian convergence criterion of 49.519817954 is greater than the limit of 0.0001. The convergence is questionable.			NE	Algorithm converged.	NE	NE	0,3211	NE	NE	Algorithm converged.	NE	NE
Eye disorders	Retinal vein occlusion	Yosemite	313	49,5	0	0,0	311	49,8	0	0,0	NE		NE	NE	NE	NE	NE	NE	NE	NE	NE	NE	NE		NE	NE	NE	NE
Eye disorders	Uveitic glaucoma	Rhine	319	50,5	0	0,0	314	50,2	0	0,0	NE		NE	NE	NE	NE	NE	NE	NE	NE	NE	NE	NE	NE	NE	NE	NE	NE
Eye disorders	Uveitic glaucoma	Yosemite	313	49,5	1	0,3	311	49,8	0	0,0	*	Quasi-complete separation of data points detected.				WARNING: Negative of Hessian not positive definite.			NE	Algorithm converged.	NE	NE	0,3189		NE	Algorithm converged.	NE	NE
Eye disorders	Uveitis	Rhine	319	50,5	0	0,0	314	50,2	0	0,0	NE		NE	NE	NE	NE	NE	NE	NE	NE	NE	NE	NE	NE	NE	NE	NE	NE
Eye disorders	Uveitis	Yosemite	313	49,5	4	1,3	311	49,8	0	0,0	*	Quasi-complete separation of data points detected.				WARNING: Negative of Hessian not positive definite.			NE	Algorithm converged.	NE	NE	0,0457		NE	Algorithm converged.	NE	NE
Eye disorders	Visual impairment	Rhine	319	50,5	1	0,3	314	50,2	0	0,0	*	Quasi-complete separation of data points detected.				WARNING: Negative of Hessian not positive definite.			NE	Algorithm converged.	NE	NE	0,3211	NE	NE	Algorithm converged.	NE	NE
Eye disorders	Visual impairment	Yosemite	313	49,5	0	0,0	311	49,8	0	0,0	NE		NE	NE	NE	NE	NE	NE	NE	NE	NE	NE	NE		NE	NE	NE	NE
Eye disorders	Vitreous haemorrhage	Rhine	319	50,5	0	0,0	314	50,2	0	0,0	NE		NE	NE	NE	NE	NE	NE	NE	NE	NE	NE	1,0000	NE	NE	NE	NE	NE
Eye disorders	Vitreous haemorrhage	Yosemite	313	49,5	1	0,3	311	49,8	1	0,3	0,99	Convergence criterion (GCONV=1E-8) satisfied.	0,06	15,96	0,000	Algorithm converged.	-0,009	0,009	0,99	Algorithm converged.	0,06	15,83	0,9964		1,01	Algorithm converged.	0,06	16,04
Gastrointestinal disorders		Rhine	319	50,5	3	0,9	314	50,2	3	0,9	1,48	Convergence criterion (GCONV=1E-8) satisfied.	0,25	8,92	0,003	Algorithm converged.	-0,011	0,017	1,48	Algorithm conver

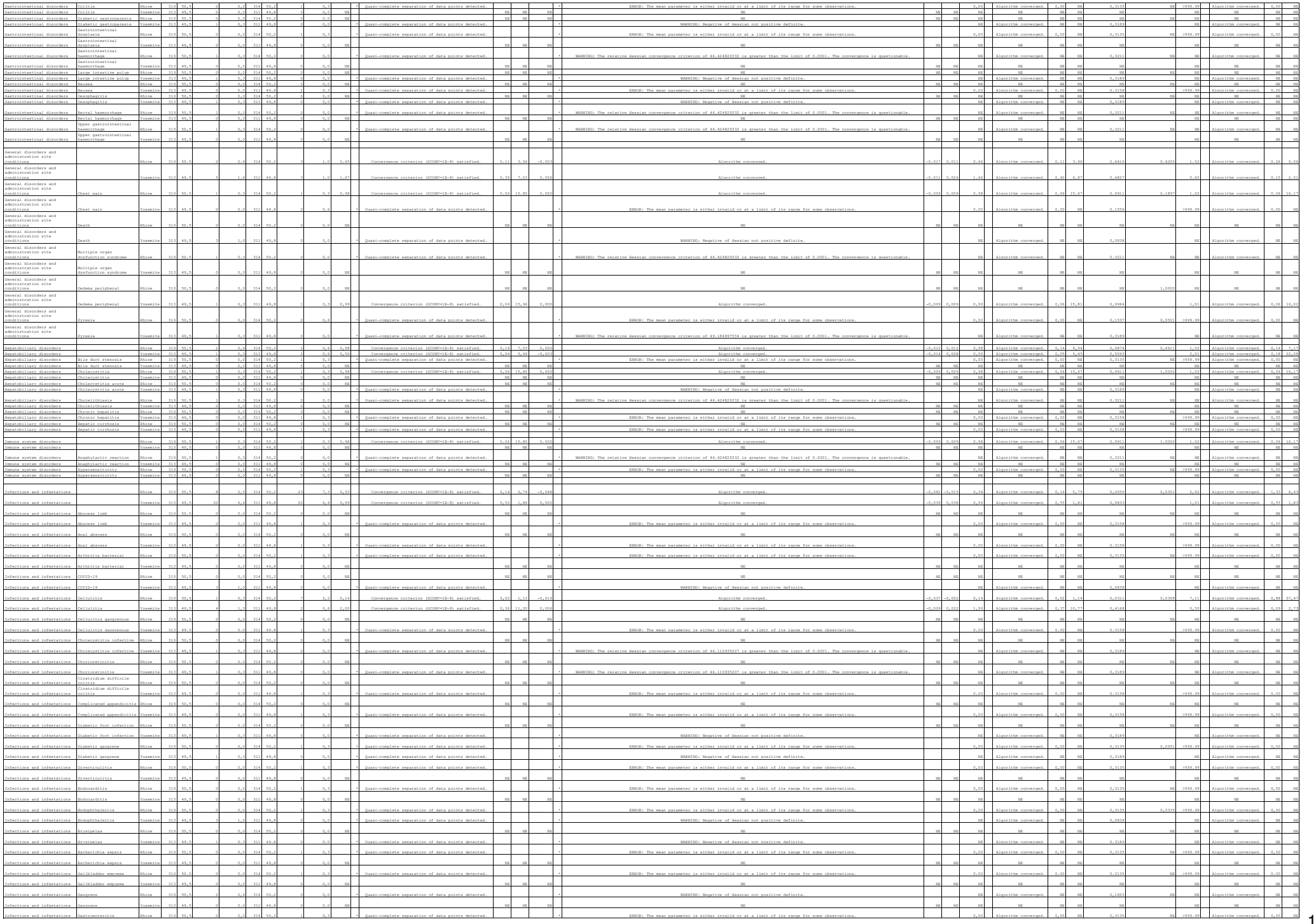

| | | |

| | | |

| | | |

POPULATION: Safety-Evaluable Population B vs. C
ENDPOINT: Any SAEs through Week 56
MODEL: Unstratified analysis
STUDY: GR40349 & GR40398
Dichotomous Analysis by Subgroups (Safety)

Sex

			Patients	Patients with Event		Patients	Patients with Event		Odds Ratio				Absolute Risk Difference				Relative Risk				Relative Risk			
MedDRA System Organ Class	MedDRA Preferred Term	Level	n	%	n	%	n	%	n	%	Odds Ratio	Convergence Reason	95% Lower CL	95% Upper CL	Absolute Risk	Convergence Reason	95% Lower CL	95% Upper CL	Relative Risk	Convergence Reason	95% Lower CL	95% Upper CL	p-value (Cochran-Mantel-Haenszel)	Interaction Test p-value (likelihood ratio)	Relative Risk	Convergence Reason	95% Lower CL	95% Upper CL
Blood and lymphatic system disorders		Male	398	62,7		0,3	363	58,1	1	0,3	0,92	Convergence criterion (GCONV=1E-8) satisfied.	0,06	14,71	0,000	Algorithm converged.	-0,008	0,007	0,92	Algorithm converged.	0,06	14,40	0,9509	0,9118	1,09	Algorithm converged.	0,07	17,38
Blood and lymphatic system disorders		Female	236	37,3	2	0,8	262	41,9	2	0,8	1,11	Convergence criterion (GCONV=1E-8) satisfied.	0,16	7,90	0,001	Algorithm converged.	-0,015	0,017	1,11	Algorithm converged.	0,16	7,82	0,9183		0,90	Algorithm converged.	0,13	6,34
Blood and lymphatic system disorders	Anaemia	Male	398	62,7		0,3	363	58,1	1	0,3	0,92	Convergence criterion (GCONV=1E-8) satisfied.	0,06	14,71	0,000	Algorithm converged.	-0,008	0,007	0,92	Algorithm converged.	0,06	14,40	0,9509	0,6342	1,09	Algorithm converged.	0,07	17,38
Blood and lymphatic system disorders	Anaemia	Female	236	37,3	2	0,8	262	41,9	1	0,4	2,23	Convergence criterion (GCONV=1E-8) satisfied.	0,20	24,76	0,005	Algorithm converged.	-0,009	0,018	2,22	Algorithm converged.	0,20	24,35	0,5028		0,45	Algorithm converged.	0,04	4,93
Blood and lymphatic system disorders	Microcytic anaemia	Male	398	62,7	0	0,0	363	58,1	0	0,0	NE		NE	NE	NE	NE	NE	NE	NE	NE	NE	NE	NE		NE	NE	NE	NE
Blood and lymphatic system disorders	Microcytic anaemia	Female	236	37,3	0	0,0	262	41,9	1	0,4	*	Quasi-complete separation of data points detected.				* ERROR: Error in computing the link function, its derivatives, or the variance function.			0,00	Algorithm converged.	0,00	NE	0,3426		>999,99	Algorithm converged.	0,00	NE
Cardiac disorders		Male	398	62,7	13	3,3	363	58,1	13	3,6	0,84	Convergence criterion (GCONV=1E-8) satisfied.	0,38	1,87	-0,006	Algorithm converged.	-0,031	0,020	0,85	Algorithm converged.	0,39	1,87	0,6712	0,6204	1,18	Algorithm converged.	0,55	2,56
Cardiac disorders		Female	236	37,3	13	5,5	262	41,9	13	5,0	1,12	Convergence criterion (GCONV=1E-8) satisfied.	0,51	2,46	0,005	Algorithm converged.	-0,034	0,043	1,11	Algorithm converged.	0,53	2,35	0,7844		0,90	Algorithm converged.	0,43	1,90
Cardiac disorders	Acute coronary syndrome	Male	398	62,7	0	0,0	363	58,1	0	0,0	NE		NE	NE	NE	NE	NE	NE	NE	NE	NE	NE	NE		NE	NE	NE	NE
Cardiac disorders	Acute coronary syndrome	Female	236	37,3	1	0,4	262	41,9	0	0,0	*	Quasi-complete separation of data points detected.				* WARNING: Negative of Hessian not positive definite.			NE	Algorithm converged.	NE	NE	0,2920		NE	Algorithm converged.	NE	NE
Cardiac disorders	Acute left ventricular failure	Male	398	62,7	1	0,3	363	58,1	1	0,3	0,92	Convergence criterion (GCONV=1E-8) satisfied.	0,06	14,71	0,000	Algorithm converged.	-0,008	0,007	0,92	Algorithm converged.	0,06	14,40	0,9509	0,3360	1,09	Algorithm converged.	0,07	17,38
Cardiac disorders	Acute left ventricular failure	Female	236	37,3	0	0,0	262	41,9	1	0,4	*	Quasi-complete separation of data points detected.				* ERROR: Error in computing the link function, its derivatives, or the variance function.			0,00	Algorithm converged.	0,00	NE	0,3426		>999,99	Algorithm converged.	0,00	NE
Cardiac disorders	Acute myocardial infarction	Male	398	62,7	3	0,8	363	58,1	1	0,3	2,76	Convergence criterion (GCONV=1E-8) satisfied.	0,29	26,66	0,005	Algorithm converged.	-0,005	0,013	2,75	Algorithm converged.	0,29	26,32	0,3598	0,0116	0,36	Algorithm converged.	0,04	3,48
Cardiac disorders	Acute myocardial infarction	Female	236	37,3	0	0,0	262	41,9	5	1,9	*	Quasi-complete separation of data points detected.				* ERROR: Error in computing the link function, its derivatives, or the variance function.			0,00	Algorithm converged.	0,00	NE	0,0231		>999,99	Algorithm converged.	0,00	NE
Cardiac disorders	Angina pectoris	Male	398	62,7	2	0,5	363	58,1	2	0,6	*	Quasi-complete separation of data points detected.				* WARNING: Negative of Hessian not positive definite.			0,00	Algorithm converged.	0,00	NE	0,1594	0,1649	>999,99	Algorithm converged.	0,00	NE
Cardiac disorders	Angina pectoris	Female	236	37,3	1	0,4	262	41,9	1	0,4	1,11	Convergence criterion (GCONV=1E-8) satisfied.	0,07	17,86	0,000	Algorithm converged.	-0,011	0,012	1,11	Algorithm converged.	0,07	17,65	0,9410		0,90	Algorithm converged.	0,06	14,32
Cardiac disorders	Angina unstable	Male	398	62,7	0	0,0	363	58,1	0	0,0	NE		NE	NE	NE	NE	NE	NE	NE	NE	NE	NE	NE		NE	NE	NE	NE
Cardiac disorders	Angina unstable	Female	236	37,3	0	0,0	262	41,9	0	0,0	*	Quasi-complete separation of data points detected.				* WARNING: Negative of Hessian not positive definite.			NE	Algorithm converged.	NE	NE	0,2920		NE	Algorithm converged.	NE	NE
Cardiac disorders	Aortic valve stenosis	Male	398	62,7	0	0,0	363	58,1	0	0,0	NE		NE	NE	NE	NE	NE	NE	NE	NE	NE	NE	NE		NE	NE	NE	NE
Cardiac disorders	Aortic valve stenosis	Female	236	37,3	1	0,4	262	41,9	0	0,0	*	Quasi-complete separation of data points detected.				* WARNING: Negative of Hessian not positive definite.			NE	Algorithm converged.	NE	NE	0,2920		NE	Algorithm converged.	NE	NE
Cardiac disorders	Arrhythmia	Male	398	62,7	0	0,0	363	58,1	0	0,0	NE		NE	NE	NE	NE	NE	NE	NE	NE	NE	NE	NE		NE	NE	NE	NE
Cardiac disorders	Arrhythmia	Female	236	37,3	0	0,0	262	41,9	0	0,0	*	Quasi-complete separation of data points detected.				* WARNING: Negative of Hessian not positive definite.			NE	Algorithm converged.	NE	NE	0,1758		NE	Algorithm converged.	NE	NE
Cardiac disorders	Arteriosclerosis coronary artery	Male	398	62,7	0	0,0	363	58,1	0	0,0	NE		NE	NE	NE	NE	NE	NE	NE	NE	NE	NE	NE		NE	NE	NE	NE
Cardiac disorders	Arteriosclerosis coronary artery	Female	236	37,3	0	0,0	262	41,9	1	0,4	*	Quasi-complete separation of data points detected.				* ERROR: Error in computing the link function, its derivatives, or the variance function.			0,00	Algorithm converged.	0,00	NE	0,3426		>999,99	Algorithm converged.	0,00	NE
Cardiac disorders	Atrial fibrillation	Male	398	62,7	3	0,8	363	58,1	0	0,0	*	Quasi-complete separation of data points detected.				* WARNING: The relative Hessian convergence criterion of 52.004609201 is greater than the limit of 0.0001. The convergence is questionable.			NE	Algorithm converged.	NE	NE	0,3384	NE	NE	Algorithm converged.	NE	NE
Cardiac disorders	Atrial fibrillation	Female	236	37,3	0	0,0	262	41,9	0	0,0	NE		NE	NE	NE	NE	NE	NE	NE	NE	NE	NE	NE		NE	NE	NE	NE
Cardiac disorders	Atrioventricular block complete	Male	398	62,7	0	0,0	363	58,1	0	0,0	NE		NE	NE	NE	NE	NE	NE	NE	NE	NE	NE	NE		NE	NE	NE	NE
Cardiac disorders	Atrioventricular block complete	Female	236	37,3	1	0,4	262	41,9	0	0,0	*	Quasi-complete separation of data points detected.				* WARNING: Negative of Hessian not positive definite.			NE	Algorithm converged.	NE	NE	0,2920		NE	Algorithm converged.	NE	NE
Cardiac disorders	Cardiac arrest	Male	398	62,7	1	0,3	363	58,1	0	0,0	*	Quasi-complete separation of data points detected.				* WARNING: The relative Hessian convergence criterion of 50.428711952 is greater than the limit of 0.0001. The convergence is questionable.			NE	Algorithm converged.	NE	NE	0,3384	0,1076	NE	Algorithm converged.	NE	NE
Cardiac disorders	Cardiac arrest	Female	236	37,3	0	0,0	262	41,9	1	0,4	*	Quasi-complete separation of data points detected.				* ERROR: Error in computing the link function, its derivatives, or the variance function.			0,00	Algorithm converged.	0,00	NE	0,3426		>999,99	Algorithm converged.	0,00	NE
Cardiac disorders	Cardiac failure	Male	398	62,7	4	1,0	363	58,1	4	1,1	*	Quasi-complete separation of data points detected.				* WARNING: Negative of Hessian not positive definite.			0,00	Algorithm converged.	0,00	NE	0,0583	0,0010	>999,99	Algorithm converged.	0,00	NE
Cardiac disorders	Cardiac failure	Female	236	37,3	3	1,3	262	41,9	0	0,0	*	Quasi-complete separation of data points detected.				* WARNING: Negative of Hessian not positive definite.			NE	Algorithm converged.	NE	NE	0,0679		NE	Algorithm converged.	NE	NE
Cardiac disorders	Cardiac failure acute	Male	398	62,7	0	0,0	363	58,1	0	0,0	NE		NE	NE	NE	NE	NE	NE	NE	NE	NE	NE	NE		NE	NE	NE	NE
Cardiac disorders	Cardiac failure acute	Female	236	37,3	0	0,0	262	41,9	1	0,4	*	Quasi-complete separation of data points detected.				* ERROR: Error in computing the link function, its derivatives, or the variance function.			0,00	Algorithm converged.	0,00	NE	0,3426		>999,99	Algorithm converged.	0,00	NE
Cardiac disorders	Cardiac failure congestive	Male	398	62,7	4	1,0	363	58,1	4	1,1	0,23	Convergence criterion (GCONV=1E-8) satisfied.	0,03	2,04	-0,008	Algorithm converged.	-0,020	0,003	0,23	Algorithm converged.	0,03	2,04	0,1487	0,3781	4,36	Algorithm converged.	0,49	38,86
Cardiac disorders	Cardiac failure congestive	Female	236	37,3	1	0,4	262	41,9	1	0,4	1,11	Convergence criterion (GCONV=1E-8) satisfied.	0,07	17,86	0,000	Algorithm converged.	-0,011	0,012	1,11	Algorithm converged.	0,07	17,65	0,9410		0,90	Algorithm converged.	0,06	14,32
Cardiac disorders	Cardiovascular disorder	Male	398	62,7	0	0,0	363	58,1	0	0,0	*	Quasi-complete separation of data points detected.				* WARNING: The relative Hessian convergence criterion of 53.68217724 is greater than the limit of 0.0001. The convergence is questionable.			NE	Algorithm converged.	NE	NE	0,3384	NE	NE	Algorithm converged.	NE	NE
Cardiac disorders	Cardiovascular disorder	Female	236	37,3	0	0,0	262	41,9	0	0,0	NE		NE	NE	NE	NE	NE	NE	NE	NE	NE	NE	NE		NE	NE	NE	NE
Cardiac disorders	Chronic left ventricular failure	Male	398	62,7	0	0,0	363	58,1	0	0,0	*	Quasi-complete separation of data points detected.				* WARNING: The relative Hessian convergence criterion of 52.004609201 is greater than the limit of 0.0001. The convergence is questionable.			NE	Algorithm converged.	NE	NE	0,3384	NE	NE	Algorithm converged.	NE	NE
Cardiac disorders	Chronic left ventricular failure	Female	236	37,3	0	0,0	262	41,9	0	0,0	NE		NE	NE	NE	NE	NE	NE	NE	NE	NE	NE	NE		NE	NE	NE	NE
Cardiac disorders	Coronary artery disease	Male	398	62,7	5	1,3	363	58,1	1	0,3	4,63	Convergence criterion (GCONV=1E-8) satisfied.	0,54	39,81	0,010	Algorithm converged.	-0,002	0,022	4,58	Algorithm converged.	0,54	39,05	0,1253	0,0295	0,22	Algorithm converged.	0,03	1,86
Cardiac disorders	Coronary artery disease	Female	236	37,3	0	0,0	262	41,9	2	0,8	*	Quasi-complete separation of data points detected.				* ERROR: Error in computing the link function, its derivatives, or the variance function.			0,00	Algorithm converged.	0,00	NE	0,1781		>999,99	Algorithm converged.	0,00	NE
Cardiac disorders	Ischaemic cardiomyopathy	Male	398	62,7	0	0,0	363	58,1	0	0,0	NE		NE	NE	NE	NE	NE	NE	NE	NE	NE	NE	NE		NE	NE	NE	NE
Cardiac disorders	Ischaemic cardiomyopathy	Female	236	37,3	1	0,4	262	41,9	0	0,0	*	Quasi-complete separation of data points detected.				* WARNING: Negative of Hessian not positive definite.			NE	Algorithm converged.	NE	NE	0,2920		NE	Algorithm converged.	NE	NE
Cardiac disorders	Myocardial infarction	Male	398	62,7	4	1,0	363	58,1	4	1,1	0,23	Convergence criterion (GCONV=1E-8) satisfied.	0,03	2,04	-0,008	Algorithm converged.	-0,020	0,003	0,23	Algorithm converged.	0,03	2,04	0,1487	0,1428	4,36	Algorithm converged.	0,49	38,86
Cardiac disorders	Myocardial infarction	Female	236	37,3	3	1,3	262	41,9	2	0,8	1,67	Convergence criterion (GCONV=1E-8) satisfied.	0,28	10,10	0,005	Algorithm converged.	-0,013	0,023	1,67	Algorithm converged.	0,29	9,89	0,5707		0,60	Algorithm converged.	0,10	3,54
Cardiac disorders	Myocardial ischaemia	Male	398	62,7	0	0,0	363	58,1	0	0,0	*	Quasi-complete separation of data points detected.				* WARNING: The relative Hessian convergence criterion of 52.004609201 is greater than the limit of 0.0001. The convergence is questionable.			NE	Algorithm converged.	NE	NE	0,3384	NE	NE	Algorithm converged.	NE	NE
Cardiac disorders	Myocardial ischaemia	Female	236	37,3	0	0,0	262	41,9	0	0,0	NE		NE	NE	NE	NE	NE	NE	NE	NE	NE	NE	NE		NE	NE	NE	NE
Ear and labyrinth disorders		Male	398	62,7	0	0,0	363	58,1	0	0,0	*	Quasi-complete separation of data points detected.				* WARNING: The relative Hessian convergence criterion of 53.68217724 is greater than the limit of 0.0001. The convergence is questionable.			NE	Algorithm converged.	NE	NE	0,3384	1,0000	NE	Algorithm converged.	NE	NE
Ear and labyrinth disorders		Female	236	37,3	1	0,4	262	41,9	0	0,0	*	Quasi-complete separation of data points detected.				* WARNING: Negative of Hessian not positive definite.			NE	Algorithm converged.	NE	NE	0,2920		NE	Algorithm converged.	NE	NE
Ear and labyrinth disorders	Sudden hearing loss	Male	398	62,7	0	0,0	363	58,1	0	0,0	NE		NE	NE	NE	NE	NE	NE	NE	NE	NE	NE	NE		NE	NE	NE	NE
Ear and labyrinth disorders	Sudden hearing loss	Female	236	37,3	1	0,4	262	41,9	0	0,0	*	Quasi-complete separation of data points detected.				* WARNING: Negative of Hessian not positive definite.			NE	Algorithm converged.	NE	NE	0,2920		NE	Algorithm converged.	NE	NE
Ear and labyrinth disorders	Vestibular disorder	Male	398	62,7	0	0,0	363	58,1	0	0,0	*	Quasi-complete separation of data points detected.				* WARNING: The relative Hessian convergence criterion of 53.68217724 is greater than the limit of 0.0001. The convergence is questionable.			NE	Algorithm converged.	NE	NE	0,3384	NE	NE	Algorithm converged.	NE	NE
Ear and labyrinth disorders	Vestibular disorder	Female	236	37,3	0	0,0	262	41,9	0	0,0	NE		NE	NE	NE	NE	NE	NE	NE	NE	NE	NE	NE		NE	NE	NE	NE
Eye disorders		Male	398	62,7	12	3,0	363	58,1	9	2,5	1,23	Convergence criterion (GCONV=1E-8) satisfied.	0,51	2,95	0,006	Algorithm converged.	-0,018	0,029	1,22	Algorithm converged.	0,52	2,87	0,6441	0,0249	0,82	Algorithm converged.	0,35	1,92
Eye disorders		Female	236	37,3	13	5,5	262	41,9	2	0,8	7,58	Convergence criterion (GCONV=1E-8) satisfied.	1,69	33,94	0,047	Algorithm converged.	0,010	0,079	7,23	Algorithm converged.	1,65	31,65	0,0020		0,14	Algorithm converged.	0,03	0,61
Eye disorders	Angle closure glaucoma	Male	398	62,7	0	0,0	363	58,1	1	0,3	*	Quasi-complete separation of data points detected.				* WARNING: Negative of Hessian not positive definite.			0,00	Algorithm converged.	0,00	NE	0,2983	NE	>999,99	Algorithm converged.	0,00	NE
Eye disorders	Angle closure glaucoma	Female	236	37,3	0	0,0	262	41,9	0	0,0	NE		NE	NE	NE	NE	NE	NE	NE	NE	NE	NE	NE		NE	NE	NE	NE
Eye disorders	Cataract	Male	398	62,7	0	0,0	363	58,1	1	0,3	*	Quasi-complete separation of data points detected.				* WARNING: Negative of Hessian not positive definite.			0,00	Algorithm converged.	0,00	NE	0,2983	0,2771	>999,99	Algorithm converged.	0,00	NE
Eye disorders	Cataract	Female	236	37,3	1	0,4	262	41,9	1	0,4	1,11	Convergence criterion (GCONV=1E-8) satisfied.	0,07	17,86	0,000	Algorithm converged.	-0,011	0,012	1,11	Algorithm converged.	0,07	17,65	0,9410		0,90	Algorithm converged.	0,06	14,32
Eye disorders	Cataract subcapsular	Male	398	62,7	1	0,3	363	58,1	0	0,0	*	Quasi-complete separation of data points detected.				* WARNING: The relative Hessian convergence criterion of 52.004609201 is greater than the limit of 0.0001. The convergence is questionable.			NE	Algorithm converged.	NE	NE	0,3384	NE	NE	Algorithm converged.	NE	NE
Eye disorders	Cataract subcapsular	Female	236	37,3	0	0,0	262	41,9	0	0,0	NE		NE	NE	NE	NE	NE	NE	NE	NE	NE	NE	NE		NE	NE	NE	NE
Eye disorders	Diabetic eye disease	Male	398	62,7	0	0,0	363	58,1	0	0,0	*	Quasi-complete separation of data points detected.				* WARNING: The relative Hessian convergence criterion of 50.428711952 is greater than the limit of 0.0001. The convergence is questionable.			NE	Algorithm converged.	NE	NE	0,3384	NE	NE	Algorithm converged.	NE	NE
Eye disorders	Diabetic eye disease	Female	236	37,3	0	0,0	262	41,9	0	0,0	NE		NE	NE	NE	NE	NE	NE	NE	NE	NE	NE	NE		NE	NE	NE	NE
Eye disorders	Diabetic retinal oedema	Male	398	62,7	0	0,0	363	58,1	0	0,0	NE		NE	NE	NE	NE	NE	NE	NE	NE	NE	NE	NE		NE	NE	NE	NE
Eye disorders	Diabetic retinal oedema	Female	236	37,3	1	0,4	262	41,9	0	0,0	*	Quasi-complete separation of data points detected.				* WARNING: Negative of Hessian not positive definite.			NE	Algorithm converged.	NE	NE	0,2983		NE	Algorithm converged.	NE	NE
Eye disorders	Diabetic retinopathy	Male	398	62,7	2	0,5	363	58,1	2	0,6	1,38	Convergence criterion (GCONV=1E-8) satisfied.	0,23	8,29	0,002	Algorithm converged.	-0,009	0,014	1,37	Algorithm converged.	0,23	8,17	0,7254	1,0000	0,73	Algorithm converged.	0,13	4,02
Eye disorders	Diabetic retinopathy	Female	236	37,3	0	0,0	262	41,9	0	0,0	NE		NE	NE	NE	NE	NE	NE	NE	NE	NE	NE	NE		NE	NE	NE	NE
Eye disorders	Eye haemorrhage	Male	398	62,7	1	0,3	363	58,1	0	0,0	*	Quasi-complete separation of data points detected.				* WARNING: The relative Hessian convergence criterion of 52.004609201 is greater than the limit of 0.0001. The convergence is questionable.			NE	Algorithm converged.	NE	NE	0,3384	NE	NE	Algorithm converged.	NE	NE
Eye disorders	Eye haemorrhage	Female	236	37,3	0	0,0	262	41,9	0	0,0	NE		NE	NE	NE	NE	NE	NE	NE	NE	NE	NE	NE		NE	NE	NE	NE
Eye disorders	Macular fibrosis	Male	398	62,7	0	0,0	363	58,1	2	0,6	*	Quasi-complete separation of data points detected.				* WARNING: Negative of Hessian not positive definite.			0,00	Algorithm converged.	0,00	NE	0,1594	0,0432	>999,99	Algorithm converged.	0,00	NE
Eye disorders	Macular fibrosis	Female	236	37,3	0	0,0	262	41,9	0	0,0	*	Quasi-complete separation of data points detected.				* WARNING: Negative of Hessian not positive definite.			NE	Algorithm converged.	NE	NE	0,2920		NE	Algorithm converged.	NE	NE
Eye disorders	Macular oedema	Male	398	62,7	0	0,0	363	58,1	0	0,0	NE		NE	NE	NE	NE	NE	NE	NE	NE	NE	NE	NE		NE	NE	NE	NE
Eye disorders	Macular oedema	Female	236	37,3	1	0,4	262	41,9	0	0,0	*	Quasi-complete separation of data points detected.				* WARNING: Negative of Hessian not positive definite.			NE	Algorithm converged.	NE	NE	0,2920		NE	Algorithm converged.	NE	NE
Eye disorders	Ocular hypertension	Male	398	62,7	0	0,0	363	58,1	0	0,0	NE		NE	NE	NE	NE	NE	NE	NE	NE	NE	NE	NE		NE	NE	NE	NE
Eye disorders	Ocular hypertension	Female	236	37,3	1	0,4	262	41,9	0	0,0	*	Quasi-complete separation of data points detected.				* WARNING: Negative of Hessian not positive definite.			NE	Algorithm converged.	NE	NE	0,2920		NE	Algorithm converged.	NE	NE
Eye disorders	Open angle glaucoma	Male	398	62,7	1	0,3	363	58,1	0	0,0	*	Quasi-complete separation of data points detected.				* WARNING: The relative Hessian convergence criterion of 52.004609201 is greater than the limit of 0.0001. The convergence is questionable.			NE	Algorithm converged.	NE	NE	0,3384	NE	NE	Algorithm converged.	NE	NE
Eye disorders	Open angle glaucoma	Female	236	37,3	0	0,0	262	41,9	0	0,0	NE		NE	NE	NE	NE	NE	NE	NE	NE	NE	NE	NE		NE	NE	NE	NE
Eye disorders	Retinal artery occlusion	Male	398	62,7	0	0,0	363	58,1	2	0,6	*	Quasi-complete separation of data points detected.				* WARNING: Negative of Hessian not positive definite.			0,00	Algorithm converged.	0,00	NE	0,1594	NE	>999,99	Algorithm converged.	0,00	NE
Eye disorders	Retinal artery occlusion	Female	236	37,3	0	0,0	262	41,9	0	0,0	NE		NE	NE	NE	NE	NE	NE	NE	NE	NE	NE	NE		NE	NE	NE	NE
Eye disorders	Retinal degeneration	Male	398	62,7	0	0,0	363	58,1	0	0,0	NE		NE	NE	NE	NE	NE	NE	NE	NE	NE	NE	NE		NE	NE	NE	NE
Eye disorders	Retinal degeneration	Female	236	37,3	1	0,4	262	41,9	0	0,0	*	Quasi-complete separation of data points detected.				* WARNING: Negative of Hessian not positive definite.			NE	Algorithm converged.	NE	NE	0,2920		NE	Algorithm converged.	NE	NE
Eye disorders	Retinal haemorrhage	Male	398	62,7	1	0,3	363	58,1	0	0,0	*	Quasi-complete separation of data points detected.				* WARNING: The relative Hessian convergence criterion of 53.68217724 is greater than the limit of 0.0001. The convergence is questionable.			NE	Algorithm converged.	NE	NE	0,3384	NE	NE	Algorithm converged.	NE	NE
Eye disorders	Retinal haemorrhage	Female	236	37,3	0	0,0	262	41,9	0	0,0	NE		NE	NE	NE	NE	NE	NE	NE	NE	NE	NE	NE		NE	NE	NE	NE
Eye disorders	Retinal neovascularisation	Male	398	62,7	1	0,3	363	58,1	1	0,3	*	Quasi-complete separation of data points detected.				* WARNING: Negative of Hessian not positive definite.			0,00	Algorithm converged.	0,00	NE	0,2983	NE	>999,99	Algorithm converged.	0,00	NE
Eye disorders	Retinal neovascularisation	Female	236	37,3	0	0,0	262	41,9	0	0,0	NE		NE	NE	NE	NE	NE	NE	NE	NE	NE	NE	NE		NE	NE	NE	NE
Eye disorders	Retinal vein occlusion	Male	398	62,7	0	0,0	363	58,1	0	0,0	*	Quasi-complete separation of data points detected.				* WARNING: Negative of Hessian not positive definite.			NE	Algorithm converged.	NE	NE	0,1754		NE	Algorithm converged.	NE	NE
Eye disorders	Retinal tear	Male	398	62,7	0	0,0	363	58,1	0	0,0	NE		NE	NE	NE	NE	NE	NE	NE	NE	NE	NE	NE		NE	NE	NE	NE
Eye disorders	Retinal vein occlusion	Female	236	37,3	0	0,0	262	41,9	0	0,0	NE		NE	NE	NE	NE	NE	NE	NE	NE	NE	NE	NE		NE	NE	NE	NE
Eye disorders	Retinal vein occlusion	Female	236	37,3	0	0,0	262	41,9	0	0,0	*	Quasi-complete separation of data points detected.				* WARNING: Negative of Hessian not positive definite.			NE	Algorithm converged.	NE	NE	0,2920		NE	Algorithm converged.	NE	NE
Eye disorders	Uveitis	Male	398	62,7	0	0,0	363	58,1	0	0,0	NE		NE	NE	NE	NE	NE	NE	NE	NE	NE	NE	NE		NE	NE	NE	NE
Eye disorders	Uveitis	Female	236	37,3	1	0,4	262	41,9	0	0,0	*	Quasi-complete separation of data points detected.				* WARNING: Negative of Hessian not positive definite.			NE	Algorithm converged.	NE	NE	0,2920		NE	Algorithm converged.	NE	NE
Eye disorders	Vitreous haemorrhage	Male	398	62,7	0	0,0	363	58,1	0	0,0	*	Quasi-complete separation of data points detected.				* WARNING: Negative of Hessian not positive definite.			NE	Algorithm converged.	NE	NE	0,1754		NE	Algorithm converged.	NE	NE
Eye disorders	Visual impairment	Male	398	62,7	0	0,0	363	58,1	0	0,0	NE		NE	NE	NE	NE	NE	NE	NE	NE	NE	NE	NE		NE	NE	NE	NE
Eye disorders	Visual impairment	Female	236	37,3	1	0,4	262	41,9	0	0,0	*	Quasi-complete separation of data points detected.				* WARNING: Negative of Hessian not positive definite.			NE	Algorithm converged.	NE	NE	0,2920		NE	Algorithm converged.	NE	NE
Eye disorders	Vitreous haemorrhage	Male	398	62,7	0	0,0	363	58,1	0	0,0	NE		NE	NE	NE	NE	NE	NE	NE	NE	NE	NE	NE		NE	NE	NE	NE
Eye disorders	Vitreous haemorrhage	Female	236	37,3	1	0,4	262	41,9	1	0,4	1,11	Convergence criterion (GCONV=1E-8) satisfied.	0,07	17,86	0,000	Algorithm converged.	-0,011	0,012	1,11	Algorithm converged.	0,07	17,65	0,9410		0,90	Algorithm converged.	0,06	14,32
Gastrointestinal disorders		Male	398	62,7	5	1,3	363	58,1	3	0,8	1,53	Convergence criterion (GCONV=1E-8) satisfied.	0,34	6,43	0,004	Algorithm converged.	-0,010	0,019	1,53	Algorithm converged.	0,37	6,39	0,5568	0,3151	0,65	Algorithm converged.	0,14	2,72
Gastrointestinal disorders		Female	236	37,3	1	0,4	262	41,9	0	0,0	*	Quasi-complete separation of data points detected.				* WARNING: Negative of Hessian not positive definite.			NE	Algorithm converged.	NE	NE	0,2920		NE	Algorithm converged.	NE	NE

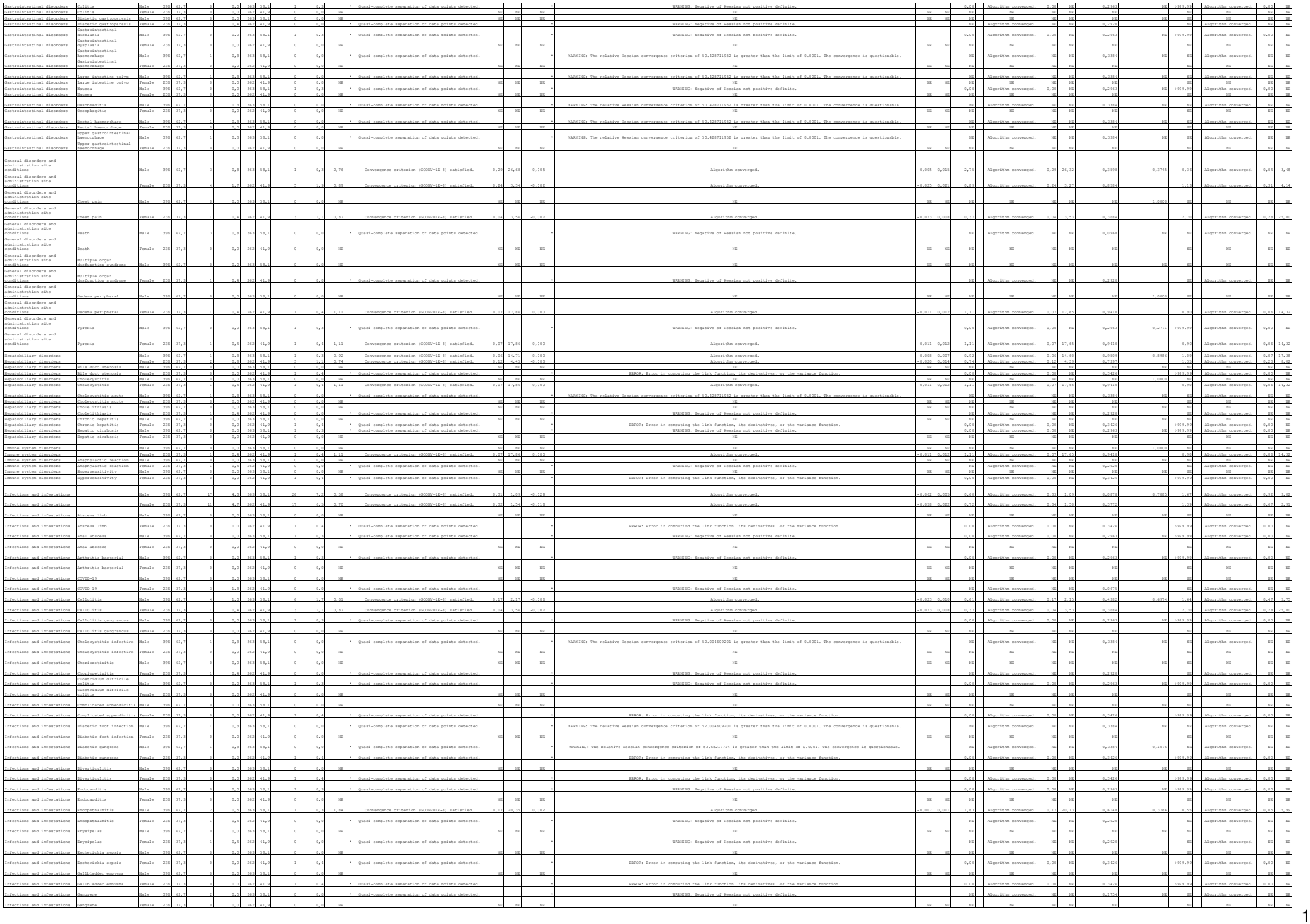

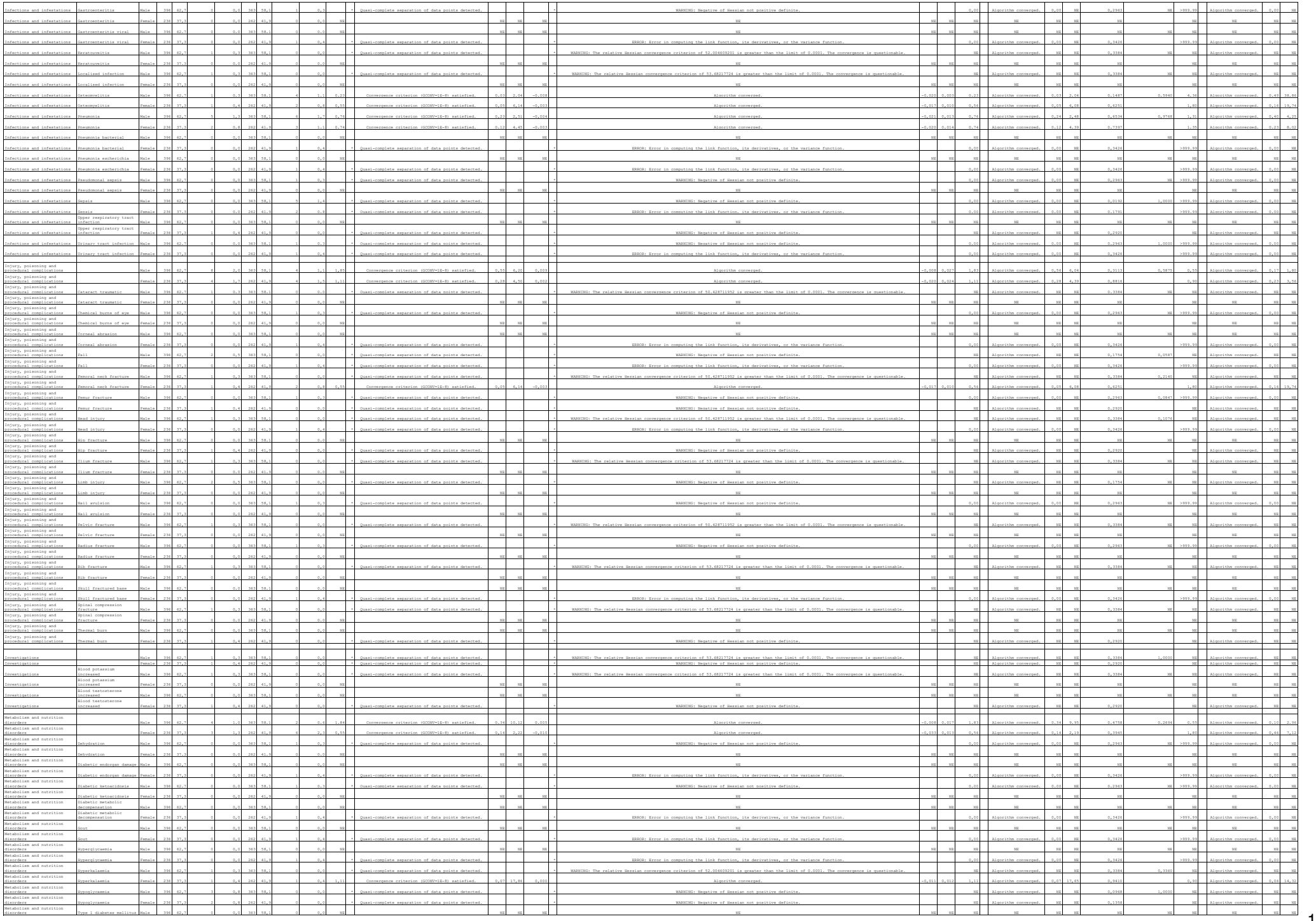

| | | |

| | | |

POPULATION: Safety-Evaluable Population B vs. C
ENDPOINT: Any SAEs through Week 56
MODEL: Unstratified analysis
STUDY: GR40349 & GR40398
Dichotomous Analysis by Subgroups (Safety)

Age

			Faricimab (PT) (N=632)				Aflibercept (N=625)				Faricimab (PT) vs. Aflibercept															Aflibercept vs. Faricimab (PT)			
			Patients		Patients with Event		Patients		Patients with Event		Odds Ratio					Absolute Risk Difference						Relative Risk					Relative Risk			
MedDRA System Organ Class	MedDRA Preferred Term	Level	n	%	n	%	n	%	n	%	Odds Ratio	Convergence Reason	95% Lower CL	95% Upper CL	Absolute Risk	Convergence Reason	95% Lower CL	95% Upper CL	Relative Risk	Convergence Reason	95% Lower CL	95% Upper CL	p-value (Cochran-Mantel-Haenszel)	Interaction Test p-value (likelihood ratio)	Relative Risk	Convergence Reason	95% Lower CL	95% Upper CL
Blood and lymphatic system disorders		< 65 years	352	55.7	0	0.0	362	57.9	0	0.0	NE	NE	NE	NE	NE	NE	NE	NE	NE	NE	NE	NE	1.0000		NE	NE	NE	NE
Blood and lymphatic system disorders		>= 65 years	280	44.3	3	1.1	263	42.1	3	1.1	0.96	Convergence criterion (GCONV=1E-8) satisfied.	0.19	4.88	-0.001	Algorithm converged.	-0.018	0.017	0.94	Algorithm converged.	0.19	4.61	0.9386		1.06	Algorithm converged.	0.22	5.23
Blood and lymphatic system disorders	Anaemia	< 65 years	352	55.7	0	0.0	362	57.9	0	0.0	NE	NE	NE	NE	NE	NE	NE	NE	NE	NE	NE	NE	1.0000		NE	NE	NE	NE
Blood and lymphatic system disorders	Anaemia	>= 65 years	280	44.3	3	1.1	263	42.1	2	0.8	1.45	Convergence criterion (GCONV=1E-8) satisfied.	0.23	8.52	0.003	Algorithm converged.	-0.011	0.019	1.41	Algorithm converged.	0.24	8.37	0.7048		0.71	Algorithm converged.	0.12	4.21
Blood and lymphatic system disorders	Microcytic anaemia	< 65 years	352	55.7	0	0.0	362	57.9	0	0.0	NE	NE	NE	NE	NE	NE	NE	NE	NE	NE	NE	NE	NE	NE	NE	NE	NE	NE
Blood and lymphatic system disorders	Microcytic anaemia	>= 65 years	280	44.3	0	0.0	263	42.1	1	0.4	*	Quasi-complete separation of data points detected.	*			ERROR: The mean parameter is either invalid or at a limit of its range for some observations.			0.00	Algorithm converged.	0.00	NE	0.3022		>999.99	Algorithm converged.	0.00	NE
Cardiac disorders		< 65 years	352	55.7	10	2.8	362	57.9	12	3.3	0.85					Algorithm converged.	-0.035	0.021	0.86	Algorithm converged.	0.38	1.96	0.7142	0.7710	1.17	Algorithm converged.	0.51	2.67
Cardiac disorders		>= 65 years	280	44.3	15	5.4	263	42.1	14	5.3	1.03	Convergence criterion (GCONV=1E-8) satisfied.	0.48	2.13	0.003	Algorithm converged.	-0.037	0.038	1.01	Algorithm converged.	0.50	2.04	0.9860		0.99	Algorithm converged.	0.49	2.02
Cardiac disorders	Acute coronary syndrome	< 65 years	352	55.7	1	0.3	362	57.9	0	0.0	*	Quasi-complete separation of data points detected.	*			WARNING: The relative Hessian convergence criterion of 52.752689443 is greater than the limit of 0.0001. The convergence is questionable.			NE	Algorithm converged.	NE	NE	0.3105	NE	NE	Algorithm converged.	NE	NE
Cardiac disorders	Acute coronary syndrome	>= 65 years	280	44.3	0	0.0	263	42.1	0	0.0	NE	NE	NE	NE	NE	NE	NE	NE	NE	NE	NE	NE	NE		NE	NE	NE	NE
Cardiac disorders	Acute left ventricular failure	< 65 years	352	55.7	1	0.3	362	57.9	1	0.3	1.03	Convergence criterion (GCONV=1E-8) satisfied.	0.06	16.50	0.000	Algorithm converged.	-0.008	0.008	1.03	Algorithm converged.	0.06	16.38	0.9842	0.2921	0.97	Algorithm converged.	0.06	15.48
Cardiac disorders	Acute left ventricular failure	>= 65 years	280	44.3	0	0.0	263	42.1	1	0.4	*	Quasi-complete separation of data points detected.	*			ERROR: The mean parameter is either invalid or at a limit of its range for some observations.			0.00	Algorithm converged.	0.00	NE	0.3022		>999.99	Algorithm converged.	0.00	NE
Cardiac disorders	Acute myocardial infarction	< 65 years	352	55.7	2	0.6	362	57.9	3	0.8	0.68	Convergence criterion (GCONV=1E-8) satisfied.	0.11	4.12	-0.003	Algorithm converged.	-0.015	0.010	0.69	Algorithm converged.	0.12	4.08	0.6788	0.5871	1.44	Algorithm converged.	0.25	8.68
Cardiac disorders	Acute myocardial infarction	>= 65 years	280	44.3	1	0.4	263	42.1	3	1.1	0.32	Convergence criterion (GCONV=1E-8) satisfied.	0.03	3.02	-0.008	Algorithm converged.	-0.022	0.007	0.31	Algorithm converged.	0.03	2.99	0.2864		3.16	Algorithm converged.	0.33	30.51
Cardiac disorders	Angina pectoris	< 65 years	352	55.7	0	0.0	362	57.9	0	0.0	*	Quasi-complete separation of data points detected.	*			ERROR: Error in computing the link function, its derivatives, or the variance function.			0.00	Algorithm converged.	0.00	NE	0.1459	0.2003	>999.99	Algorithm converged.	0.00	NE
Cardiac disorders	Angina pectoris	>= 65 years	280	44.3	1	0.4	263	42.1	1	0.4	0.96	Convergence criterion (GCONV=1E-8) satisfied.	0.06	15.09	0.000	Algorithm converged.	-0.010	0.010	0.96	Algorithm converged.	0.06	14.94	0.9848		1.06	Algorithm converged.	0.07	16.93
Cardiac disorders	Angina unstable	< 65 years	352	55.7	0	0.0	362	57.9	0	0.0	NE	NE	NE	NE	NE	NE	NE	NE	NE	NE	NE	NE	NE	NE	NE	NE	NE	NE
Cardiac disorders	Angina unstable	>= 65 years	280	44.3	1	0.4	263	42.1	0	0.0	*	Quasi-complete separation of data points detected.	*			WARNING: Negative of Hessian not positive definite.			NE	Algorithm converged.	NE	NE	0.3325		NE	Algorithm converged.	NE	NE
Cardiac disorders	Aortic valve stenosis	< 65 years	352	55.7	0	0.0	362	57.9	0	0.0	NE	NE	NE	NE	NE	NE	NE	NE	NE	NE	NE	NE	NE	NE	NE	NE	NE	NE
Cardiac disorders	Aortic valve stenosis	>= 65 years	280	44.3	1	0.4	263	42.1	0	0.0	*	Quasi-complete separation of data points detected.	*			WARNING: Negative of Hessian not positive definite.			NE	Algorithm converged.	NE	NE	0.3325		NE	Algorithm converged.	NE	NE
Cardiac disorders	Arrhythmia	< 65 years	352	55.7	0	0.0	362	57.9	0	0.0	NE	NE	NE	NE	NE	NE	NE	NE	NE	NE	NE	NE	NE	NE	NE	NE	NE	NE
Cardiac disorders	Arrhythmia	>= 65 years	280	44.3	2	0.7	263	42.1	0	0.0	*	Quasi-complete separation of data points detected.	*			WARNING: Negative of Hessian not positive definite.			NE	Algorithm converged.	NE	NE	0.1701		NE	Algorithm converged.	NE	NE
Cardiac disorders	Arteriosclerosis coronary artery	< 65 years	352	55.7	0	0.0	362	57.9	0	0.0	NE	NE	NE	NE	NE	NE	NE	NE	NE	NE	NE	NE	NE	NE	NE	NE	NE	NE
Cardiac disorders	Arteriosclerosis coronary artery	>= 65 years	280	44.3	0	0.0	263	42.1	1	0.4	*	Quasi-complete separation of data points detected.	*			ERROR: The mean parameter is either invalid or at a limit of its range for some observations.			0.00	Algorithm converged.	0.00	NE	0.3022		>999.99	Algorithm converged.	0.00	NE
Cardiac disorders	Atrial fibrillation	< 65 years	352	55.7	1	0.3	362	57.9	0	0.0	*	Quasi-complete separation of data points detected.	*			WARNING: The relative Hessian convergence criterion of 52.752689443 is greater than the limit of 0.0001. The convergence is questionable.			NE	Algorithm converged.	NE	NE	0.3105	NE	NE	Algorithm converged.	NE	NE
Cardiac disorders	Atrial fibrillation	>= 65 years	280	44.3	0	0.0	263	42.1	0	0.0	NE	NE	NE	NE	NE	NE	NE	NE	NE	NE	NE	NE	NE		NE	NE	NE	NE
Cardiac disorders	Atrioventricular block complete	< 65 years	352	55.7	1	0.3	362	57.9	0	0.0	*	Quasi-complete separation of data points detected.	*			WARNING: The relative Hessian convergence criterion of 60.288787935 is greater than the limit of 0.0001. The convergence is questionable.			NE	Algorithm converged.	NE	NE	0.3105	NE	NE	Algorithm converged.	NE	NE
Cardiac disorders	Atrioventricular block complete	>= 65 years	280	44.3	0	0.0	263	42.1	0	0.0	NE	NE	NE	NE	NE	NE	NE	NE	NE	NE	NE	NE	NE		NE	NE	NE	NE
Cardiac disorders	Cardiac arrest	< 65 years	352	55.7	0	0.0	362	57.9	1	0.3	*	Quasi-complete separation of data points detected.	*			ERROR: Error in computing the link function, its derivatives, or the variance function.			0.00	Algorithm converged.	0.00	NE	0.3241	0.1012	>999.99	Algorithm converged.	0.00	NE
Cardiac disorders	Cardiac arrest	>= 65 years	280	44.3	1	0.4	263	42.1	0	0.0	*	Quasi-complete separation of data points detected.	*			WARNING: Negative of Hessian not positive definite.			NE	Algorithm converged.	NE	NE	0.3325		NE	Algorithm converged.	NE	NE
Cardiac disorders	Cardiac failure	< 65 years	352	55.7	1	0.3	362	57.9	2	0.6	0.51	Convergence criterion (GCONV=1E-8) satisfied.	0.05	5.68	-0.003	Algorithm converged.	-0.012	0.007	0.51	Algorithm converged.	0.05	5.65	0.5798	0.6998	1.94	Algorithm converged.	0.16	21.35
Cardiac disorders	Cardiac failure	>= 65 years	280	44.3	2	0.7	263	42.1	2	0.8	0.94	Convergence criterion (GCONV=1E-8) satisfied.	0.13	6.71	0.000	Algorithm converged.	-0.015	0.014	0.94	Algorithm converged.	0.13	6.62	0.9439		0.95	Algorithm converged.	0.13	7.50
Cardiac disorders	Cardiac failure acute	< 65 years	352	55.7	0	0.0	362	57.9	0	0.0	NE	NE	NE	NE	NE	NE	NE	NE	NE	NE	NE	NE	NE	NE	NE	NE	NE	NE
Cardiac disorders	Cardiac failure acute	>= 65 years	280	44.3	0	0.0	263	42.1	1	0.4	*	Quasi-complete separation of data points detected.	*			ERROR: The mean parameter is either invalid or at a limit of its range for some observations.			0.00	Algorithm converged.	0.00	NE	0.3022		>999.99	Algorithm converged.	0.00	NE
Cardiac disorders	Cardiac failure congestive	< 65 years	352	55.7	1	0.3	362	57.9	0	0.0	0.91	Convergence criterion (GCONV=1E-8) satisfied.	0.05	5.68	-0.003	Algorithm converged.	-0.012	0.007	0.91	Algorithm converged.	0.05	5.65	0.5798	0.7678	1.94	Algorithm converged.	0.18	21.32
Cardiac disorders	Cardiac failure congestive	>= 65 years	280	44.3	1	0.4	263	42.1	3	1.1	0.31	Convergence criterion (GCONV=1E-8) satisfied.	0.03	3.01	-0.008	Algorithm converged.	-0.022	0.007	0.31	Algorithm converged.	0.03	2.99	0.2864		3.16	Algorithm converged.	0.33	30.51
Cardiac disorders	Cardiovascular disorder	< 65 years	352	55.7	0	0.0	362	57.9	0	0.0	NE	NE	NE	NE	NE	NE	NE	NE	NE	NE	NE	NE	NE	NE	NE	NE	NE	NE
Cardiac disorders	Cardiovascular disorder	>= 65 years	280	44.3	1	0.4	263	42.1	0	0.0	*	Quasi-complete separation of data points detected.	*			WARNING: Negative of Hessian not positive definite.			NE	Algorithm converged.	NE	NE	0.3325		NE	Algorithm converged.	NE	NE
Cardiac disorders	Chronic left ventricular failure	< 65 years	352	55.7	1	0.3	362	57.9	0	0.0	*	Quasi-complete separation of data points detected.	*			WARNING: The relative Hessian convergence criterion of 52.752689443 is greater than the limit of 0.0001. The convergence is questionable.			NE	Algorithm converged.	NE	NE	0.3105	NE	NE	Algorithm converged.	NE	NE
Cardiac disorders	Chronic left ventricular failure	>= 65 years	280	44.3	0	0.0	263	42.1	0	0.0	NE	NE	NE	NE	NE	NE	NE	NE	NE	NE	NE	NE	NE		NE	NE	NE	NE
Cardiac disorders	Coronary artery disease	< 65 years	352	55.7	3	0.9	362	57.9	0	0.0	1.55	Convergence criterion (GCONV=1E-8) satisfied.	0.26	9.32	0.003	Algorithm converged.	-0.009	0.015	1.54	Algorithm converged.	0.24	9.18	0.6313	0.8967	0.65	Algorithm converged.	0.11	3.82
Cardiac disorders	Coronary artery disease	>= 65 years	280	44.3	2	0.7	263	42.1	1	0.4	1.88	Convergence criterion (GCONV=1E-8) satisfied.	0.17	20.91	0.003	Algorithm converged.	-0.009	0.016	1.88	Algorithm converged.	0.17	20.60	0.6000		0.53	Algorithm converged.	0.05	5.84
Cardiac disorders	Ischaemic cardiomyopathy	< 65 years	352	55.7	1	0.3	362	57.9	0	0.0	*	Quasi-complete separation of data points detected.	*			WARNING: The relative Hessian convergence criterion of 52.752689443 is greater than the limit of 0.0001. The convergence is questionable.			NE	Algorithm converged.	NE	NE	0.3105	NE	NE	Algorithm converged.	NE	NE
Cardiac disorders	Ischaemic cardiomyopathy	>= 65 years	280	44.3	0	0.0	263	42.1	0	0.0	NE	NE	NE	NE	NE	NE	NE	NE	NE	NE	NE	NE	NE		NE	NE	NE	NE
Cardiac disorders	Myocardial infarction	< 65 years	352	55.7	1	0.3	362	57.9	2	0.6	0.51	Convergence criterion (GCONV=1E-8) satisfied.	0.05	5.68	-0.003	Algorithm converged.	-0.012	0.007	0.51	Algorithm converged.	0.05	5.65	0.5798	0.8295	1.94	Algorithm converged.	0.16	21.32
Cardiac disorders	Myocardial infarction	>= 65 years	280	44.3	3	1.1	263	42.1	4	1.5	0.70	Convergence criterion (GCONV=1E-8) satisfied.	0.16	3.16	-0.004	Algorithm converged.	-0.024	0.015	0.70	Algorithm converged.	0.16	3.12	0.4429		1.42	Algorithm converged.	0.32	6.29
Cardiac disorders	Myocardial ischaemia	< 65 years	352	55.7	0	0.0	362	57.9	0	0.0	NE	NE	NE	NE	NE	NE	NE	NE	NE	NE	NE	NE	NE	NE	NE	NE	NE	NE
Cardiac disorders	Myocardial ischaemia	>= 65 years	280	44.3	1	0.4	263	42.1	0	0.0	*	Quasi-complete separation of data points detected.	*			WARNING: Negative of Hessian not positive definite.			NE	Algorithm converged.	NE	NE	0.3325		NE	Algorithm converged.	NE	NE
Ear and labyrinth disorders		< 65 years	352	55.7	2	0.6	362	57.9	0	0.0	*	Quasi-complete separation of data points detected.	*			WARNING: Negative of Hessian not positive definite.			NE	Algorithm converged.	NE	NE	0.1512	NE	NE	Algorithm converged.	NE	NE
Ear and labyrinth disorders		>= 65 years	280	44.3	0	0.0	263	42.1	0	0.0	NE	NE	NE	NE	NE	NE	NE	NE	NE	NE	NE	NE	NE		NE	NE	NE	NE
Ear and labyrinth disorders	Sudden hearing loss	< 65 years	352	55.7	1	0.3	362	57.9	0	0.0	*	Quasi-complete separation of data points detected.	*			WARNING: The relative Hessian convergence criterion of 52.752689443 is greater than the limit of 0.0001. The convergence is questionable.			NE	Algorithm converged.	NE	NE	0.3105	NE	NE	Algorithm converged.	NE	NE
Ear and labyrinth disorders	Sudden hearing loss	>= 65 years	280	44.3	0	0.0	263	42.1	0	0.0	NE	NE	NE	NE	NE	NE	NE	NE	NE	NE	NE	NE	NE		NE	NE	NE	NE
Ear and labyrinth disorders	Vestibular disorder	< 65 years	352	55.7	1	0.3	362	57.9	0	0.0	*	Quasi-complete separation of data points detected.	*			WARNING: The relative Hessian convergence criterion of 52.752689443 is greater than the limit of 0.0001. The convergence is questionable.			NE	Algorithm converged.	NE	NE	0.3105	NE	NE	Algorithm converged.	NE	NE
Ear and labyrinth disorders	Vestibular disorder	>= 65 years	280	44.3	0	0.0	263	42.1	0	0.0	NE	NE	NE	NE	NE	NE	NE	NE	NE	NE	NE	NE	NE		NE	NE	NE	NE
Eye disorders		< 65 years	352	55.7	14	4.0	362	57.9	7	1.9	2.10	Convergence criterion (GCONV=1E-8) satisfied.	0.84	5.27	0.020	Algorithm converged.	-0.004	0.045	2.06	Algorithm converged.	0.84	5.04	0.1046	0.7560	0.49	Algorithm converged.	0.20	1.19
Eye disorders		>= 65 years	280	44.3	11	3.9	263	42.1	4	1.5	2.85	Convergence criterion (GCONV=1E-8) satisfied.	0.83	8.42	0.024	Algorithm converged.	-0.003	0.051	2.84	Algorithm converged.	0.83	8.01	0.0874		0.35	Algorithm converged.	0.12	1.05
Eye disorders	Angle closure glaucoma	< 65 years	352	55.7	0	0.0	362	57.9	1	0.3	*	Quasi-complete separation of data points detected.	*			ERROR: Error in computing the link function, its derivatives, or the variance function.			0.00	Algorithm converged.	0.00	NE	0.3241		>999.99	Algorithm converged.	0.00	NE
Eye disorders	Angle closure glaucoma	>= 65 years	280	44.3	0	0.0	263	42.1	0	0.0	NE	NE	NE	NE	NE	NE	NE	NE	NE	NE	NE	NE	NE		NE	NE	NE	NE
Eye disorders	Cataract	< 65 years	352	55.7	0	0.0	362	57.9	1	0.3	*	Quasi-complete separation of data points detected.	*			ERROR: Error in computing the link function, its derivatives, or the variance function.			0.00	Algorithm converged.	0.00	NE	0.3241	0.3201	>999.99	Algorithm converged.	0.00	NE
Eye disorders	Cataract	>= 65 years	280	44.3	1	0.4	263	42.1	1	0.4	0.96	Convergence criterion (GCONV=1E-8) satisfied.	0.06	15.09	0.000	Algorithm converged.	-0.010	0.010	0.96	Algorithm converged.	0.06	14.94	0.9848		1.06	Algorithm converged.	0.07	16.93
Eye disorders	Cataract subcapsular	< 65 years	352	55.7	1	0.3	362	57.9	0	0.0	*	Quasi-complete separation of data points detected.	*			WARNING: The relative Hessian convergence criterion of 52.752689443 is greater than the limit of 0.0001. The convergence is questionable.			NE	Algorithm converged.	NE	NE	0.3105	NE	NE	Algorithm converged.	NE	NE
Eye disorders	Cataract subcapsular	>= 65 years	280	44.3	0	0.0	263	42.1	0	0.0	NE	NE	NE	NE	NE	NE	NE	NE	NE	NE	NE	NE	NE		NE	NE	NE	NE
Eye disorders	Diabetic eye disease	< 65 years	352	55.7	0	0.0	362	57.9	0	0.0	NE	NE	NE	NE	NE	NE	NE	NE	NE	NE	NE	NE	NE	NE	NE	NE	NE	NE
Eye disorders	Diabetic eye disease	>= 65 years	280	44.3	1	0.4	263	42.1	0	0.0	*	Quasi-complete separation of data points detected.	*			WARNING: Negative of Hessian not positive definite.			NE	Algorithm converged.	NE	NE	0.3325		NE	Algorithm converged.	NE	NE
Eye disorders	Diabetic retinal oedema	< 65 years	352	55.7	2	0.6	362	57.9	0	0.0	*	Quasi-complete separation of data points detected.	*			WARNING: Negative of Hessian not positive definite.			NE	Algorithm converged.	NE	NE	0.1512	1.0000	NE	Algorithm converged.	NE	NE
Eye disorders	Diabetic retinal oedema	>= 65 years	280	44.3	1	0.4	263	42.1	0	0.0	*	Quasi-complete separation of data points detected.	*			WARNING: Negative of Hessian not positive definite.			NE	Algorithm converged.	NE	NE	0.3325		NE	Algorithm converged.	NE	NE
Eye disorders	Diabetic retinopathy	< 65 years	352	55.7	2	0.6	362	57.9	0	0.0	*	Quasi-complete separation of data points detected.	*			WARNING: Negative of Hessian not positive definite.			NE	Algorithm converged.	NE	NE	0.1512	0.0759	NE	Algorithm converged.	NE	NE
Eye disorders	Diabetic retinopathy	>= 65 years	280	44.3	1	0.4	263	42.1	0	0.0	0.47	Convergence criterion (GCONV=1E-8) satisfied.	0.04	5.19	-0.006	Algorithm converged.	-0.017	0.009	0.47	Algorithm converged.	0.04	5.15	0.5283		2.13	Algorithm converged.	0.19	23.34
Eye disorders	Eye haemorrhage	< 65 years	352	55.7	1	0.3	362	57.9	0	0.0	*	Quasi-complete separation of data points detected.	*			WARNING: The relative Hessian convergence criterion of 52.752689443 is greater than the limit of 0.0001. The convergence is questionable.			NE	Algorithm converged.	NE	NE	0.3105	NE	NE	Algorithm converged.	NE	NE
Eye disorders	Eye haemorrhage	>= 65 years	280	44.3	0	0.0	263	42.1	0	0.0	NE	NE	NE	NE	NE	NE	NE	NE	NE	NE	NE	NE	NE		NE	NE	NE	NE
Eye disorders	Macular fibrosis	< 65 years	352	55.7	0	0.0	362	57.9	0	0.0	*	Quasi-complete separation of data points detected.	*			ERROR: Error in computing the link function, its derivatives, or the variance function.			0.00	Algorithm converged.	0.00	NE	0.3241	0.3543	>999.99	Algorithm converged.	0.00	NE
Eye disorders	Macular fibrosis	>= 65 years	280	44.3	1	0.4	263	42.1	0	0.0	*	Quasi-complete separation of data points detected.	*			WARNING: Negative of Hessian not positive definite.			NE	Algorithm converged.	NE	NE	0.3325		NE	Algorithm converged.	NE	NE
Eye disorders	Macular oedema	< 65 years	352	55.7	0	0.0	362	57.9	0	0.0	NE	NE	NE	NE	NE	NE	NE	NE	NE	NE	NE	NE	NE	NE	NE	NE	NE	NE
Eye disorders	Macular oedema	>= 65 years	280	44.3	1	0.4	263	42.1	0	0.0	*	Quasi-complete separation of data points detected.	*			WARNING: Negative of Hessian not positive definite.			NE	Algorithm converged.	NE	NE	0.3325		NE	Algorithm converged.	NE	NE
Eye disorders	Ocular hypertension	< 65 years	352	55.7	1	0.3	362	57.9	0	0.0	*	Quasi-complete separation of data points detected.	*			WARNING: The relative Hessian convergence criterion of 52.752689443 is greater than the limit of 0.0001. The convergence is questionable.			NE	Algorithm converged.	NE	NE	0.3105	NE	NE	Algorithm converged.	NE	NE
Eye disorders	Ocular hypertension	>= 65 years	280	44.3	0	0.0	263	42.1	0	0.0	NE	NE	NE	NE	NE	NE	NE	NE	NE	NE	NE	NE	NE		NE	NE	NE	NE
Eye disorders	Open angle glaucoma	< 65 years	352	55.7	0	0.0	362	57.9	0	0.0	NE	NE	NE	NE	NE	NE	NE	NE	NE	NE	NE	NE	NE	NE	NE	NE	NE	NE
Eye disorders	Open angle glaucoma	>= 65 years	280	44.3	1	0.4	263	42.1	0	0.0	*	Quasi-complete separation of data points detected.	*			WARNING: Negative of Hessian not positive definite.			NE	Algorithm converged.	NE	NE	0.3325		NE	Algorithm converged.	NE	NE
Eye disorders	Retinal artery occlusion	< 65 years	352	55.7	0	0.0	362	57.9	1	0.3	*	Quasi-complete separation of data points detected.	*			ERROR: Error in computing the link function, its derivatives, or the variance function.			0.00	Algorithm converged.	0.00	NE	0.3241	1.0000	>999.99	Algorithm converged.	0.00	NE
Eye disorders	Retinal artery occlusion	>= 65 years	280	44.3	0	0.0	263	42.1	1	0.4	*	Quasi-complete separation of data points detected.	*			ERROR: The mean parameter is either invalid or at a limit of its range for some observations.			0.00	Algorithm converged.	0.00	NE	0.3022		>999.99	Algorithm converged.	0.00	NE
Eye disorders	Retinal degeneration	< 65 years	352	55.7	1	0.3	362	57.9	0	0.0	*	Quasi-complete separation of data points detected.	*			WARNING: The relative Hessian convergence criterion of 52.752689443 is greater than the limit of 0.0001. The convergence is questionable.			NE	Algorithm converged.	NE	NE	0.3105	NE	NE	Algorithm converged.	NE	NE
Eye disorders	Retinal degeneration	>= 65 years	280	44.3	0	0.0	263	42.1	0	0.0	NE	NE	NE	NE	NE	NE	NE	NE	NE	NE	NE	NE	NE		NE	NE	NE	NE
Eye disorders	Retinal haemorrhage	< 65 years	352	55.7	1	0.3	362	57.9	0	0.0	*	Quasi-complete separation of data points detected.	*			WARNING: The relative Hessian convergence criterion of 52.752689443 is greater than the limit of 0.0001. The convergence is questionable.			NE	Algorithm converged.	NE	NE	0.3105	NE	NE	Algorithm converged.	NE	NE
Eye disorders	Retinal haemorrhage	>= 65 years	280	44.3	0	0.0	263	42.1	0	0.0	NE	NE	NE	NE	NE	NE	NE	NE	NE	NE	NE	NE	NE		NE	NE	NE	NE
Eye disorders	Retinal neovascularisation	< 65 years	352	55.7	0	0.0	362	57.9	1	0.3	*	Quasi-complete separation of data points detected.	*			ERROR: Error in computing the link function, its derivatives, or the variance function.			0.00	Algorithm converged.	0.00	NE	0.3241		>999.99	Algorithm converged.	0.00	NE
Eye disorders	Retinal neovascularisation	>= 65 years	280	44.3	0	0.0	263	42.1	0	0.0	NE	NE	NE	NE	NE	NE	NE	NE	NE	NE	NE	NE	NE		NE	NE	NE	NE
Eye disorders	Retinal tear	< 65 years	352	55.7	0	0.0	362	57.9	0	0.0	NE	NE	NE	NE	NE	NE	NE	NE	NE	NE	NE	NE	NE	NE	NE	NE	NE	NE
Eye disorders	Retinal tear	>= 65 years	280	44.3	2	0.7	263	42.1	0	0.0	*	Quasi-complete separation of data points detected.	*			WARNING: Negative of Hessian not positive definite.			NE	Algorithm converged.	NE	NE	0.1701		NE	Algorithm converged.	NE	NE
Eye disorders	Retinal vein occlusion	< 65 years	352	55.7	1	0.3	362	57.9	0	0.0	*	Quasi-complete separation of data points detected.	*			WARNING: The relative Hessian convergence criterion of 52.752689443 is greater than the limit of 0.0001. The convergence is questionable.			NE	Algorithm converged.	NE	NE	0.3105	NE	NE	Algorithm converged.	NE	NE
Eye disorders	Retinal vein occlusion	>= 65 years	280	44.3	0	0.0	263	42.1	0	0.0	NE	NE	NE	NE	NE	NE	NE	NE	NE	NE	NE	NE	NE		NE	NE	NE	NE
Eye disorders	Uveitis	< 65 years	352	55.7	1	0.3	362	57.9	0	0.0	*	Quasi-complete separation of data points detected.	*			WARNING: The relative Hessian convergence criterion of 52.752689443 is greater than the limit of 0.0001. The convergence is questionable.			NE	Algorithm converged.	NE	NE	0.3105	NE	NE	Algorithm converged.	NE	NE
Eye disorders	Uveitis	>= 65 years	280	44.3	0	0.0	263	42.1	0	0.0	NE	NE	NE	NE	NE	NE	NE	NE	NE	NE	NE	NE	NE		NE	NE	NE	NE
Eye disorders	Uveitis	< 65 years	352	55.7	1	0.3	362	57.9	0	0.0	*	Quasi-complete separation of data points detected.	*			WARNING: Negative of Hessian not positive definite.			NE	Algorithm converged.	NE	NE	0.3325	1.0000	NE	Algorithm converged.	NE	NE
Eye disorders	Uveitis	>= 65 years	280	44.3	1	0.4	263	42.1	0	0.0	*	Quasi-complete separation of data points detected.	*			WARNING: Negative of Hessian not positive definite.			NE	Algorithm converged.	NE	NE	0.3325		NE	Algorithm converged.	NE	NE
Eye disorders	Visual impairment	< 65 years	352	55.7	1	0.3	362	57.9	0	0.0	*	Quasi-complete separation of data points detected.	*			WARNING: The relative Hessian convergence criterion of 52.752689443 is greater than the limit of 0.0001. The convergence is questionable.			NE	Algorithm converged.	NE	NE	0.3105	NE	NE	Algorithm converged.	NE	NE
Eye disorders	Visual impairment	>= 65 years	280	44.3	0	0.0	263	42.1	0	0.0	NE	NE	NE	NE	NE	NE	NE	NE	NE	NE	NE	NE	NE		NE	NE	NE	NE
Eye disorders	Vitreous haemorrhage	< 65 years	352	55.7	0	0.0	362	57.9	0	0.0	*	Quasi-complete separation of data points detected.	*			ERROR: Error in computing the link function, its

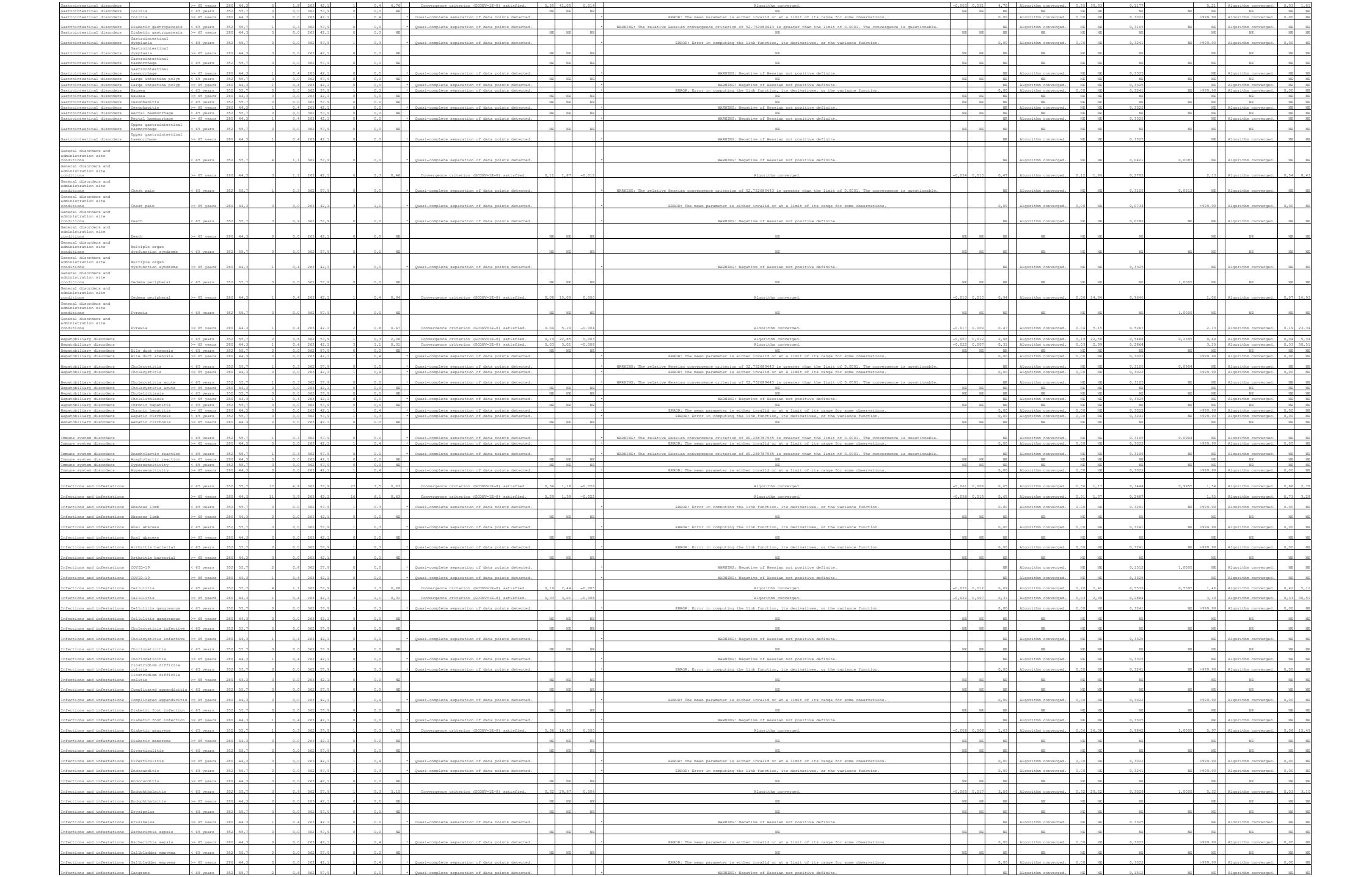

| | | |

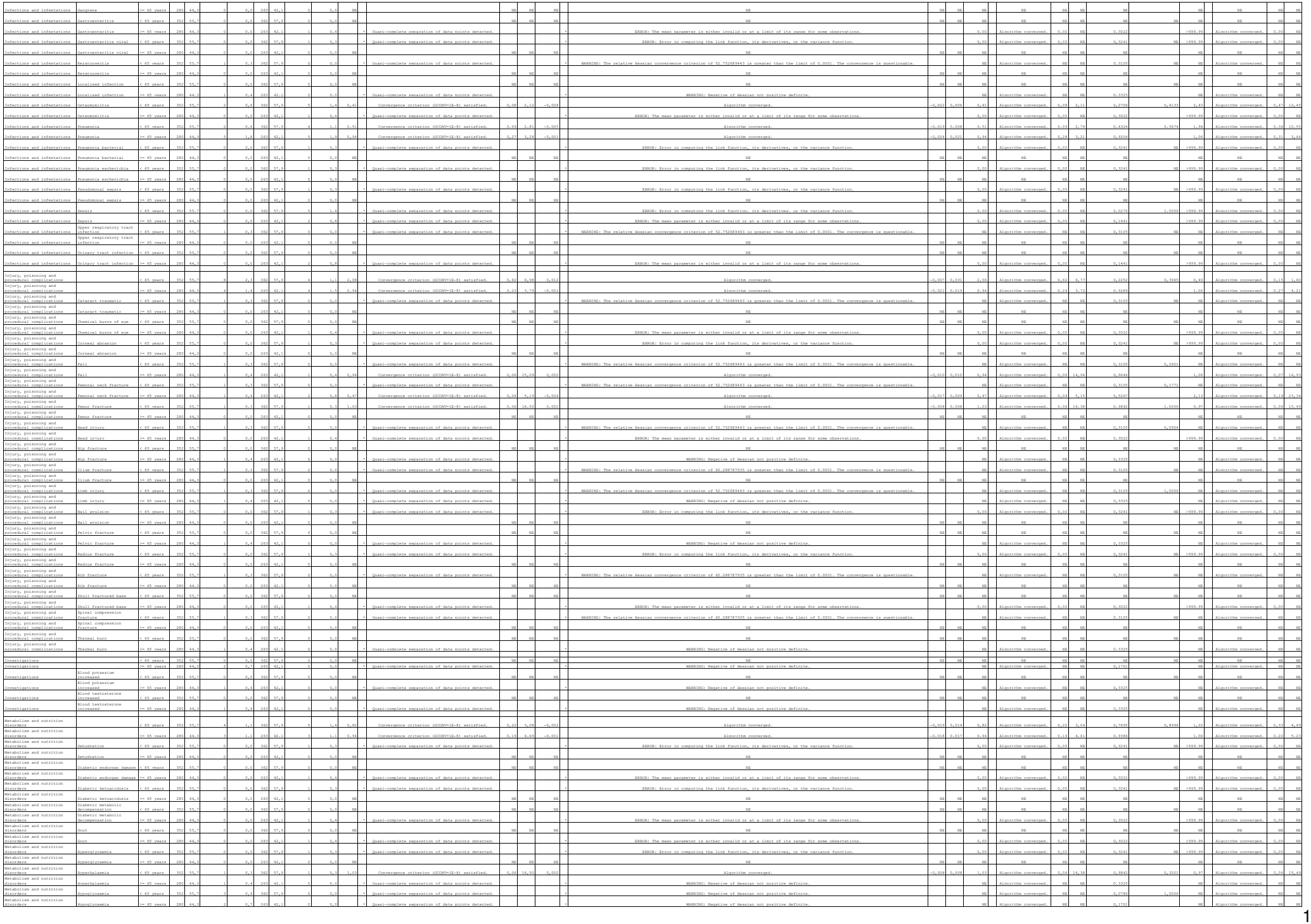

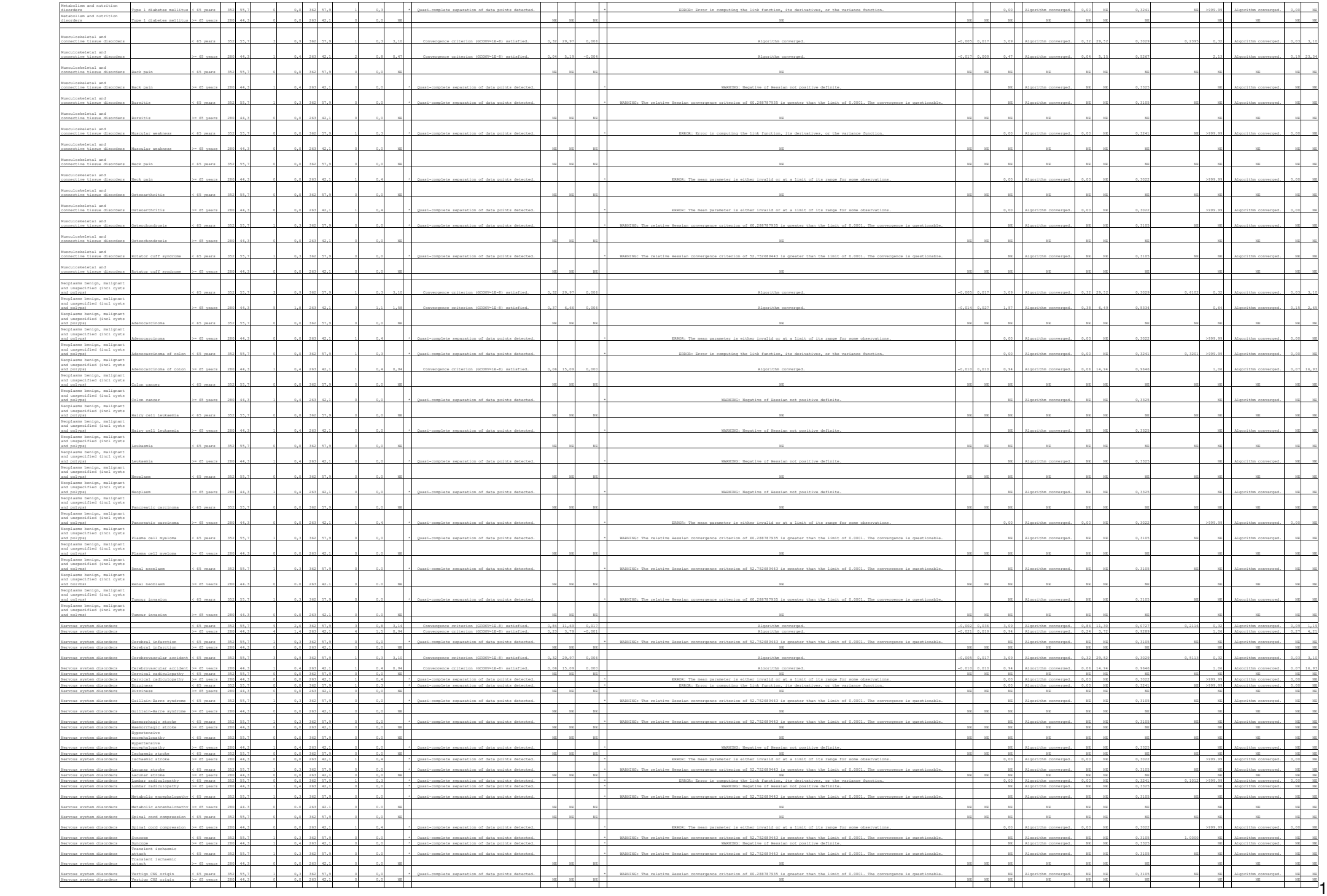

| | | |

POPULATION: Safety-Evaluable Population B vs. C
ENDPOINT: Any SAEs through Week 56
MODEL: Unstratified analysis
STUDY: GR40349 & GR40398
Dichotomous Analysis by Subgroups (Safety)

Baseline BCVA ETDRS letter score

			Faricimab (PTI) (N=632)				Aflibercept (N=625)				Faricimab (PTI) vs. Aflibercept																	Aflibercept vs. Faricimab (PTI)				
			Patients		Patients with Event		Patients		Patients with Event		Odds Ratio					Absolute Risk Difference					Relative Risk							Relative Risk				
MedDRA System Organ Class	MedDRA Preferred Term	Level	n	%	n	%	n	%	n	%	Odds Ratio		Convergence Reason	95% Lower CL	95% Upper CL	Absolute Risk		Convergence Reason	95% Lower CL	95% Upper CL	Relative Risk		Convergence Reason	95% Lower CL	95% Upper CL	p-value (Cochran-Mantel-Haenszel)	Interaction Test p-value (likelihood ratio)	Relative Risk		Convergence Reason	95% Lower CL	95% Upper CL
Blood and lymphatic system disorders		< 64 letters	281	44,5	1	0,4	284	45,4	1	0,4	1,01		Convergence criterion (GCONV=1E-8) satisfied.	0,06	16,24	0,000		Algorithm converged.	-0,010	0,010	1,01		Algorithm converged.	0,06	16,08	0,9940	0,9844	0,99		Algorithm converged.	0,06	15,74
Blood and lymphatic system disorders		>= 64 letters	349	55,2	2	0,6	341	54,6	2	0,6	0,98		Convergence criterion (GCONV=1E-8) satisfied.	0,14	6,97	0,000		Algorithm converged.	-0,011	0,011	0,98		Algorithm converged.	0,14	6,90	0,9815		1,02		Algorithm converged.	0,14	7,22
Blood and lymphatic system disorders		Missing	2	0,3	0	0,0	0	0,0	0	0,0	NE			NE	NE	NE		NE	NE	NE	NE		NE	NE	NE	NE		NE		NE	NE	NE
Blood and lymphatic system disorders	Anaemia	< 64 letters	281	44,5	1	0,4	284	45,4	1	0,4	1,01		Convergence criterion (GCONV=1E-8) satisfied.	0,06	16,24	0,000		Algorithm converged.	-0,010	0,010	1,01		Algorithm converged.	0,06	16,08	0,9940	0,7229	0,99		Algorithm converged.	0,06	15,74
Blood and lymphatic system disorders	Anaemia	>= 64 letters	349	55,2	2	0,6	341	54,6	1	0,3	1,96		Convergence criterion (GCONV=1E-8) satisfied.	0,18	21,71	0,003		Algorithm converged.	-0,007	0,013	1,95		Algorithm converged.	0,18	21,45	0,5768		0,51		Algorithm converged.	0,05	5,62
Blood and lymphatic system disorders	Anaemia	Missing	2	0,3	0	0,0	0	0,0	0	0,0	NE			NE	NE	NE		NE	NE	NE	NE		NE	NE	NE	NE		NE		NE	NE	NE
Blood and lymphatic system disorders	Microcytic anaemia	< 64 letters	281	44,5	0	0,0	284	45,4	0	0,0	NE			NE	NE	NE		NE	NE	NE	NE		NE	NE	NE	NE	NE	NE		NE	NE	NE
Blood and lymphatic system disorders	Microcytic anaemia	>= 64 letters	349	55,2	0	0,0	341	54,6	1	0,3		*	Quasi-complete separation of data points detected.				*	ERROR: Error in computing the link function, its derivatives, or the variance function.			0,00		Algorithm converged.	0,00	NE	0,3117		>999.99		Algorithm converged.	0,00	NE
Blood and lymphatic system disorders	Microcytic anaemia	Missing	2	0,3	0	0,0	0	0,0	0	0,0	NE			NE	NE	NE		NE	NE	NE	NE		NE	NE	NE	NE		NE		NE	NE	NE
Cardiac disorders		< 64 letters	281	44,5	13	4,6	284	45,4	13	4,6	1,01		Convergence criterion (GCONV=1E-8) satisfied.	0,46	2,22	0,000		Algorithm converged.	-0,034	0,035	1,01		Algorithm converged.	0,48	2,14	0,9779	0,8356	0,99		Algorithm converged.	0,47	2,10
Cardiac disorders		>= 64 letters	349	55,2	12	3,4	341	54,6	13	3,8	0,90		Convergence criterion (GCONV=1E-8) satisfied.	0,40	2,00	-0,004		Algorithm converged.	-0,032	0,024	0,90		Algorithm converged.	0,42	1,95	0,7929		1,11		Algorithm converged.	0,51	2,40
Cardiac disorders		Missing	2	0,3	0	0,0	0	0,0	0	0,0	NE			NE	NE	NE		NE	NE	NE	NE		NE	NE	NE	NE		NE		NE	NE	NE
Cardiac disorders	Acute coronary syndrome	< 64 letters	281	44,5	0	0,0	284	45,4	0	0,0	NE			NE	NE	NE		NE	NE	NE	NE		NE	NE	NE	NE	NE	NE		NE	NE	NE
Cardiac disorders	Acute coronary syndrome	>= 64 letters	349	55,2	1	0,3	341	54,6	0	0,0		*	Quasi-complete separation of data points detected.				*	WARNING: The relative Hessian convergence criterion of 49.754598305 is greater than the limit of 0.0001. The convergence is questionable.			NE		Algorithm converged.	NE	NE	0,3229		NE		Algorithm converged.	NE	NE
Cardiac disorders	Acute coronary syndrome	Missing	2	0,3	0	0,0	0	0,0	0	0,0	NE			NE	NE	NE		NE	NE	NE	NE		NE	NE	NE	NE		NE		NE	NE	NE
Cardiac disorders	Acute left ventricular failure	< 64 letters	281	44,5	1	0,4	284	45,4	1	0,4	1,01		Convergence criterion (GCONV=1E-8) satisfied.	0,06	16,24	0,000		Algorithm converged.	-0,010	0,010	1,01		Algorithm converged.	0,06	16,08	0,9940	0,3008	0,99		Algorithm converged.	0,06	15,74
Cardiac disorders	Acute left ventricular failure	>= 64 letters	349	55,2	0	0,0	341	54,6	1	0,3		*	Quasi-complete separation of data points detected.				*	ERROR: The mean parameter is either invalid or at a limit of its range for some observations.			0,00		Algorithm converged.	0,00	NE	0,3117		>999.99		Algorithm converged.	0,00	NE
Cardiac disorders	Acute left ventricular failure	Missing	2	0,3	0	0,0	0	0,0	0	0,0	NE			NE	NE	NE		NE	NE	NE	NE		NE	NE	NE	NE		NE		NE	NE	NE
Cardiac disorders	Acute myocardial infarction	< 64 letters	281	44,5	1	0,4	284	45,4	3	1,1	0,33		Convergence criterion (GCONV=1E-8) satisfied.	0,03	3,24	-0,007		Algorithm converged.	-0,021	0,007	0,34		Algorithm converged.	0,04	3,22	0,3212	0,6485	2,97		Algorithm converged.	0,31	28,36
Cardiac disorders	Acute myocardial infarction	>= 64 letters	349	55,2	2	0,6	341	54,6	3	0,9	0,65		Convergence criterion (GCONV=1E-8) satisfied.	0,11	3,91	-0,003		Algorithm converged.	-0,016	0,010	0,65		Algorithm converged.	0,11	3,87	0,6351		1,54		Algorithm converged.	0,26	9,13
Cardiac disorders	Acute myocardial infarction	Missing	2	0,3	0	0,0	0	0,0	0	0,0	NE			NE	NE	NE		NE	NE	NE	NE		NE	NE	NE	NE		NE		NE	NE	NE
Cardiac disorders	Angina pectoris	< 64 letters	281	44,5	1	0,4	284	45,4	2	0,7	0,50		Convergence criterion (GCONV=1E-8) satisfied.	0,05	5,59	-0,003		Algorithm converged.	-0,015	0,008	0,51		Algorithm converged.	0,05	5,54	0,5692	0,4036	1,98		Algorithm converged.	0,18	21,70
Cardiac disorders	Angina pectoris	>= 64 letters	349	55,2	0	0,0	341	54,6	1	0,3		*	Quasi-complete separation of data points detected.				*	ERROR: The mean parameter is either invalid or at a limit of its range for some observations.			0,00		Algorithm converged.	0,00	NE	0,3117		>999.99		Algorithm converged.	0,00	NE
Cardiac disorders	Angina pectoris	Missing	2	0,3	0	0,0	0	0,0	0	0,0	NE			NE	NE	NE		NE	NE	NE	NE		NE	NE	NE	NE		NE		NE	NE	NE
Cardiac disorders	Angina unstable	< 64 letters	281	44,5	0	0,0	284	45,4	0	0,0	NE			NE	NE	NE		NE	NE	NE	NE		NE	NE	NE	NE	NE	NE		NE	NE	NE
Cardiac disorders	Angina unstable	>= 64 letters	349	55,2	1	0,3	341	54,6	0	0,0		*	Quasi-complete separation of data points detected.				*	WARNING: The relative Hessian convergence criterion of 49.754598305 is greater than the limit of 0.0001. The convergence is questionable.			NE		Algorithm converged.	NE	NE	0,3229		NE		Algorithm converged.	NE	NE
Cardiac disorders	Angina unstable	Missing	2	0,3	0	0,0	0	0,0	0	0,0	NE			NE	NE	NE		NE	NE	NE	NE		NE	NE	NE	NE		NE		NE	NE	NE
Cardiac disorders	Aortic valve stenosis	< 64 letters	281	44,5	0	0,0	284	45,4	0	0,0	NE			NE	NE	NE		NE	NE	NE	NE		NE	NE	NE	NE	NE	NE		NE	NE	NE
Cardiac disorders	Aortic valve stenosis	>= 64 letters	349	55,2	1	0,3	341	54,6	0	0,0		*	Quasi-complete separation of data points detected.				*	WARNING: The relative Hessian convergence criterion of 49.754598305 is greater than the limit of 0.0001. The convergence is questionable.			NE		Algorithm converged.	NE	NE	0,3229		NE		Algorithm converged.	NE	NE
Cardiac disorders	Aortic valve stenosis	Missing	2	0,3	0	0,0	0	0,0	0	0,0	NE			NE	NE	NE		NE	NE	NE	NE		NE	NE	NE	NE		NE		NE	NE	NE
Cardiac disorders	Arrhythmia	< 64 letters	281	44,5	0	0,0	284	45,4	0	0,0	NE			NE	NE	NE		NE	NE	NE	NE		NE	NE	NE	NE	NE	NE		NE	NE	NE
Cardiac disorders	Arrhythmia	>= 64 letters	349	55,2	2	0,6	341	54,6	0	0,0		*	Quasi-complete separation of data points detected.				*	WARNING: Negative of Hessian not positive definite.			NE		Algorithm converged.	NE	NE	0,1618		NE		Algorithm converged.	NE	NE
Cardiac disorders	Arrhythmia	Missing	2	0,3	0	0,0	0	0,0	0	0,0	NE			NE	NE	NE		NE	NE	NE	NE		NE	NE	NE	NE		NE		NE	NE	NE
Cardiac disorders	Arteriosclerosis coronary artery	< 64 letters	281	44,5	0	0,0	284	45,4	0	0,0	NE			NE	NE	NE		NE	NE	NE	NE		NE	NE	NE	NE	NE	NE		NE	NE	NE
Cardiac disorders	Arteriosclerosis coronary artery	>= 64 letters	349	55,2	0	0,0	341	54,6	1	0,3		*	Quasi-complete separation of data points detected.				*	ERROR: Error in computing the link function, its derivatives, or the variance function.			0,00		Algorithm converged.	0,00	NE	0,3117		>999.99		Algorithm converged.	0,00	NE
Cardiac disorders	Arteriosclerosis coronary artery	Missing	2	0,3	0	0,0	0	0,0	0	0,0	NE			NE	NE	NE		NE	NE	NE	NE		NE	NE	NE	NE		NE		NE	NE	NE
Cardiac disorders	Atrial fibrillation	< 64 letters	281	44,5	0	0,0	284	45,4	0	0,0	NE			NE	NE	NE		NE	NE	NE	NE		NE	NE	NE	NE	NE	NE		NE	NE	NE
Cardiac disorders	Atrial fibrillation	>= 64 letters	349	55,2	1	0,3	341	54,6	0	0,0		*	Quasi-complete separation of data points detected.				*	WARNING: The relative Hessian convergence criterion of 49.754598305 is greater than the limit of 0.0001. The convergence is questionable.			NE		Algorithm converged.	NE	NE	0,3229		NE		Algorithm converged.	NE	NE
Cardiac disorders	Atrial fibrillation	Missing	2	0,3	0	0,0	0	0,0	0	0,0	NE			NE	NE	NE		NE	NE	NE	NE		NE	NE	NE	NE		NE		NE	NE	NE
Cardiac disorders	Atrioventricular block complete	< 64 letters	281	44,5	1	0,4	284	45,4	0	0,0		*	Quasi-complete separation of data points detected.				*	WARNING: Negative of Hessian not positive definite.			NE		Algorithm converged.	NE	NE	0,3147	NE	NE		Algorithm converged.	NE	NE
Cardiac disorders	Atrioventricular block complete	>= 64 letters	349	55,2	0	0,0	341	54,6	0	0,0	NE			NE	NE	NE		NE	NE	NE	NE		NE	NE	NE	NE		NE		NE	NE	NE
Cardiac disorders	Atrioventricular block complete	Missing	2	0,3	0	0,0	0	0,0	0	0,0	NE			NE	NE	NE		NE	NE	NE	NE		NE	NE	NE	NE		NE		NE	NE	NE
Cardiac disorders	Cardiac arrest	< 64 letters	281	44,5	1	0,4	284	45,4	1	0,4	1,01		Convergence criterion (GCONV=1E-8) satisfied.	0,06	16,24	0,000		Algorithm converged.	-0,010	0,010	1,01		Algorithm converged.	0,06	16,08	0,9940	1,0000	0,99		Algorithm converged.	0,06	15,74
Cardiac disorders	Cardiac arrest	>= 64 letters	349	55,2	0	0,0	341	54,6	0	0,0	NE			NE	NE	NE		NE	NE	NE	NE		NE	NE	NE	NE		NE		NE	NE	NE
Cardiac disorders	Cardiac arrest	Missing	2	0,3	0	0,0	0	0,0	0	0,0	NE			NE	NE	NE		NE	NE	NE	NE		NE	NE	NE	NE		NE		NE	NE	NE
Cardiac disorders	Cardiac failure	< 64 letters	281	44,5	2	0,7	284	45,4	2	0,7	1,01		Convergence criterion (GCONV=1E-8) satisfied.	0,14	7,23	0,000		Algorithm converged.	-0,014	0,014	1,01		Algorithm converged.	0,14	7,13	0,9915	0,6410	0,99		Algorithm converged.	0,14	6,98
Cardiac disorders	Cardiac failure	>= 64 letters	349	55,2	1	0,3	341	54,6	2	0,6	0,49		Convergence criterion (GCONV=1E-8) satisfied.	0,04	5,40	-0,003		Algorithm converged.	-0,013	0,007	0,49		Algorithm converged.	0,04	5,36	0,5496		2,05		Algorithm converged.	0,19	22,47
Cardiac disorders	Cardiac failure	Missing	2	0,3	0	0,0	0	0,0	0	0,0	NE			NE	NE	NE		NE	NE	NE	NE		NE	NE	NE	NE		NE		NE	NE	NE
Cardiac disorders	Cardiac failure acute	< 64 letters	281	44,5	0	0,0	284	45,4	1	0,4		*	Quasi-complete separation of data points detected.				*	ERROR: The mean parameter is either invalid or at a limit of its range for some observations.			0,00		Algorithm converged.	0,00	NE	0,3199	NE	>999.99		Algorithm converged.	0,00	NE
Cardiac disorders	Cardiac failure acute	>= 64 letters	349	55,2	0	0,0	341	54,6	0	0,0	NE			NE	NE	NE		NE	NE	NE	NE		NE	NE	NE	NE		NE		NE	NE	NE
Cardiac disorders	Cardiac failure acute	Missing	2	0,3	0	0,0	0	0,0	0	0,0	NE			NE	NE	NE		NE	NE	NE	NE		NE	NE	NE	NE		NE		NE	NE	NE
Cardiac disorders	Cardiac failure congestive	< 64 letters	281	44,5	1	0,4	284	45,4	3	1,1	0,33		Convergence criterion (GCONV=1E-8) satisfied.	0,03	3,24	-0,007		Algorithm converged.	-0,021	0,007	0,34		Algorithm converged.	0,04	3,22	0,3212	0,8249	2,97		Algorithm converged.	0,31	28,36
Cardiac disorders	Cardiac failure congestive	>= 64 letters	349	55,2	1	0,3	341	54,6	2	0,6	0,49		Convergence criterion (GCONV=1E-8) satisfied.	0,04	5,40	-0,003		Algorithm converged.	-0,013	0,007	0,49		Algorithm converged.	0,04	5,36	0,5496		2,05		Algorithm converged.	0,19	22,47
Cardiac disorders	Cardiac failure congestive	Missing	2	0,3	0	0,0	0	0,0	0	0,0	NE			NE	NE	NE		NE	NE	NE	NE		NE	NE	NE	NE		NE		NE	NE	NE
Cardiac disorders	Cardiovascular disorder	< 64 letters	281	44,5	1	0,4	284	45,4	0	0,0		*	Quasi-complete separation of data points detected.				*	WARNING: Negative of Hessian not positive definite.			NE		Algorithm converged.	NE	NE	0,3147	NE	NE		Algorithm converged.	NE	NE
Cardiac disorders	Cardiovascular disorder	>= 64 letters	349	55,2	0	0,0	341	54,6	0	0,0	NE			NE	NE	NE		NE	NE	NE	NE		NE	NE	NE	NE		NE		NE	NE	NE
Cardiac disorders	Cardiovascular disorder	Missing	2	0,3	0	0,0	0	0,0	0	0,0	NE			NE	NE	NE		NE	NE	NE	NE		NE	NE	NE	NE		NE		NE	NE	NE
Cardiac disorders	Chronic left ventricular failure	< 64 letters	281	44,5	1	0,4	284	45,4	0	0,0		*	Quasi-complete separation of data points detected.				*	WARNING: Negative of Hessian not positive definite.			NE		Algorithm converged.	NE	NE	0,3147	NE	NE		Algorithm converged.	NE	NE
Cardiac disorders	Chronic left ventricular failure	>= 64 letters	349	55,2	0	0,0	341	54,6	0	0,0	NE			NE	NE	NE		NE	NE	NE	NE		NE	NE	NE	NE		NE		NE	NE	NE
Cardiac disorders	Chronic left ventricular failure	Missing	2	0,3	0	0,0	0	0,0	0	0,0	NE			NE	NE	NE		NE	NE	NE	NE		NE	NE	NE	NE		NE		NE	NE	NE
Cardiac disorders	Coronary artery disease	< 64 letters	281	44,5	4	1,4	284	45,4	0	0,0		*	Quasi-complete separation of data points detected.				*	WARNING: Negative of Hessian not positive definite.			NE		Algorithm converged.	NE	NE	0,0438	0,0126	NE		Algorithm converged.	NE	NE
Cardiac disorders	Coronary artery disease	>= 64 letters	349	55,2	1	0,3	341	54,6	3	0,9	0,32		Convergence criterion (GCONV=1E-8) satisfied.	0,03	3,13	-0,006		Algorithm converged.	-0,017	0,005	0,33		Algorithm converged.	0,03	3,12	0,3051		3,07		Algorithm converged.	0,32	29,37
Cardiac disorders	Coronary artery disease	Missing	2	0,3	0	0,0	0	0,0	0	0,0	NE			NE	NE	NE		NE	NE	NE	NE		NE	NE	NE	NE		NE		NE	NE	NE
Cardiac disorders	Ischaemic cardiomyopathy	< 64 letters	281	44,5	1	0,4	284	45,4	0	0,0		*	Quasi-complete separation of data points detected.				*	WARNING: Negative of Hessian not positive definite.			NE		Algorithm converged.	NE	NE	0,3147	NE	NE		Algorithm converged.	NE	NE
Cardiac disorders	Ischaemic cardiomyopathy	>= 64 letters	349	55,2	0	0,0	341	54,6	0	0,0	NE			NE	NE	NE		NE	NE	NE	NE		NE	NE	NE	NE		NE		NE	NE	NE
Cardiac disorders	Ischaemic cardiomyopathy	Missing	2	0,3	0	0,0	0	0,0	0	0,0	NE			NE	NE	NE		NE	NE	NE	NE		NE	NE	NE	NE		NE		NE	NE	NE
Cardiac disorders	Myocardial infarction	< 64 letters	281	44,5	2	0,7	284	45,4	2	0,7	1,01		Convergence criterion (GCONV=1E-8) satisfied.	0,14	7,23	0,000		Algorithm converged.	-0,014	0,014	1,01		Algorithm converged.	0,14	7,13	0,9915	0,5796	0,99		Algorithm converged.	0,14	6,98
Cardiac disorders	Myocardial infarction	>= 64 letters	349	55,2	2	0,6	341	54,6	4	1,2	0,49		Convergence criterion (GCONV=1E-8) satisfied.	0,09	2,67	-0,006		Algorithm converged.	-0,020	0,008	0,49		Algorithm converged.	0,09	2,65	0,3964		2,05		Algorithm converged.	0,38	11,10
Cardiac disorders	Myocardial infarction	Missing	2	0,3	0	0,0	0	0,0	0	0,0	NE			NE	NE	NE		NE	NE	NE	NE		NE	NE	NE	NE		NE		NE	NE	NE
Cardiac disorders	Myocardial ischaemia	< 64 letters	281	44,5	1	0,4	284	45,4	0	0,0		*	Quasi-complete separation of data points detected.				*	WARNING: Negative of Hessian not positive definite.			NE		Algorithm converged.	NE	NE	0,3147	NE	NE		Algorithm converged.	NE	NE
Cardiac disorders	Myocardial ischaemia	>= 64 letters	349	55,2	0	0,0	341	54,6	0	0,0	NE			NE	NE	NE		NE	NE	NE	NE		NE	NE	NE	NE		NE		NE	NE	NE
Cardiac disorders	Myocardial ischaemia	Missing	2	0,3	0	0,0	0	0,0	0	0,0	NE			NE	NE	NE		NE	NE	NE	NE		NE	NE	NE	NE		NE		NE	NE	NE
Ear and labyrinth disorders		< 64 letters	281	44,5	2	0,7	284	45,4	0	0,0		*	Quasi-complete separation of data points detected.				*	WARNING: Negative of Hessian not positive definite.			NE		Algorithm converged.	NE	NE	0,1547	NE	NE		Algorithm converged.	NE	NE
Ear and labyrinth disorders		>= 64 letters	349	55,2	0	0,0	341	54,6	0	0,0	NE			NE	NE	NE		NE	NE	NE	NE		NE	NE	NE	NE		NE		NE	NE	NE
Ear and labyrinth disorders		Missing	2	0,3	0	0,0	0	0,0	0	0,0	NE			NE	NE	NE		NE	NE	NE	NE		NE	NE	NE	NE		NE		NE	NE	NE
Ear and labyrinth disorders	Sudden hearing loss	< 64 letters	281	44,5	1	0,4	284	45,4	0	0,0		*	Quasi-complete separation of data points detected.				*	WARNING: Negative of Hessian not positive definite.			NE		Algorithm converged.	NE	NE	0,3147	NE	NE		Algorithm converged.	NE	NE
Ear and labyrinth disorders	Sudden hearing loss	>= 64 letters	349	55,2	0	0,0	341	54,6	0	0,0	NE			NE	NE	NE		NE	NE	NE	NE		NE	NE	NE	NE		NE		NE	NE	NE
Ear and labyrinth disorders	Sudden hearing loss	Missing	2	0,3	0	0,0	0	0,0	0	0,0	NE			NE	NE	NE		NE	NE	NE	NE		NE	NE	NE	NE		NE		NE	NE	NE
Ear and labyrinth disorders	Vestibular disorder	< 64 letters	281	44,5	1	0,4	284	45,4	0	0,0		*	Quasi-complete separation of data points detected.				*	WARNING: Negative of Hessian not positive definite.			NE		Algorithm converged.	NE	NE	0,3147	NE	NE		Algorithm converged.	NE	NE
Ear and labyrinth disorders	Vestibular disorder	>= 64 letters	349	55,2	0	0,0	341	54,6	0	0,0	NE			NE	NE	NE		NE	NE	NE	NE		NE	NE	NE	NE		NE		NE	NE	NE
Ear and labyrinth disorders	Vestibular disorder	Missing	2	0,3	0	0,0	0	0,0	0	0,0	NE			NE	NE	NE		NE	NE	NE	NE		NE	NE	NE	NE		NE		NE	NE	NE
Eye disorders		< 64 letters	281	44,5	14	5,0	284	45,4	6	2,1	2,43		Convergence criterion (GCONV=1E-8) satisfied.	0,92	6,42	0,029		Algorithm converged.	-0,002	0,059	2,36		Algorithm converged.	0,92	6,05	0,0652	0,8974	0,42		Algorithm converged.	0,17	1,09
Eye disorders		>= 64 letters	349	55,2	11	3,2	341	54,6	5	1,5	2,19		Convergence criterion (GCONV=1E-8) satisfied.	0,75	6,36	0,017		Algorithm converged.	-0,005	0,039	2,15		Algorithm converged.	0,75	6,12	0,1416		0,47		Algorithm converged.	0,16	1,32
Eye disorders		Missing	2	0,3	0	0,0	0	0,0	0	0,0	NE			NE	NE	NE		NE	NE	NE	NE		NE	NE	NE	NE		NE		NE	NE	NE
Eye disorders	Angle closure glaucoma	< 64 letters	281	44,5	0	0,0	284	45,4	1	0,4		*	Quasi-complete separation of data points detected.				*	ERROR: The mean parameter is either invalid or at a limit of its range for some observations.			0,00		Algorithm converged.	0,00	NE	0,3199	NE	>999.99		Algorithm converged.	0,00	NE
Eye disorders	Angle closure glaucoma	>= 64 letters	349	55,2	0	0,0	341	54,6	0	0,0	NE			NE	NE	NE		NE	NE	NE	NE		NE	NE	NE	NE		NE		NE	NE	NE
Eye disorders	Angle closure glaucoma	Missing	2	0,3	0	0,0	0	0,0	0	0,0	NE			NE	NE	NE		NE	NE	NE	NE		NE	NE	NE	NE		NE		NE	NE	NE
Eye disorders	Cataract	< 64 letters	281	44,5	1	0,4	284	45,4	1	0,4	1,01		Convergence criterion (GCONV=1E-8) satisfied.	0,06	16,24	0,000		Algorithm converged.	-0,010	0,010	1,01		Algorithm converged.	0,06	16,08	0,9940	0,3008	0,99		Algorithm converged.	0,06	15,74
Eye disorders	Cataract	>= 64 letters	349	55,2	0	0,0	341	54,6	1	0,3		*	Quasi-complete separation of data points detected.				*	ERROR: The mean parameter is either invalid or at a limit of its range for some observations.			0,00		Algorithm converged.	0,00	NE	0,3117		>999.99		Algorithm converged.	0,00	NE
Eye disorders	Cataract	Missing	2	0,3	0	0,0	0	0,0	0	0,0	NE			NE	NE	NE		NE	NE	NE	NE		NE	NE	NE	NE		NE		NE	NE	NE
Eye disorders	Cataract subcapsular	< 64 letters	281	44,5	0	0,0	284	45,4	0	0,0	NE			NE	NE	NE		NE	NE	NE	NE		NE	NE	NE	NE	NE	NE		NE	NE	NE
Eye disorders	Cataract subcapsular	>= 64 letters	349	55,2	1	0,3	341	54,6	0	0,0		*	Quasi-complete separation of data points detected.				*	WARNING: Negative of Hessian not positive definite.			NE		Algorithm converged.	NE	NE	0,3229		NE		Algorithm converged.	NE	NE
Eye disorders	Cataract subcapsular	Missing	2	0,3	0	0,0	0	0,0	0	0,0	NE			NE	NE	NE		NE	NE	NE	NE		NE	NE	NE	NE		NE		NE	NE	NE
Eye disorders	Diabetic eye disease	< 64 letters	281	44,5	0	0,0	284	45,4	0	0,0	NE			NE	NE	NE		NE	NE	NE	NE		NE	NE	NE	NE	NE	NE		NE	NE	NE
Eye disorders	Diabetic eye disease	>= 64 letters	349	55,2	1	0,3	341	54,6	0	0,0		*	Quasi-complete separation of data points detected.				*	WARNING: The relative Hessian convergence criterion of 49.754598305 is greater than the limit of 0.0001. The convergence is questionable.			NE		Algorithm converged.	NE	NE	0,3229		NE		Algorithm converged.	NE	NE
Eye disorders	Diabetic eye disease	Missing	2	0,3	0	0,0	0	0,0	0	0,0	NE			NE	NE	NE		NE	NE	NE	NE		NE	NE	NE	NE		NE		NE	NE	NE

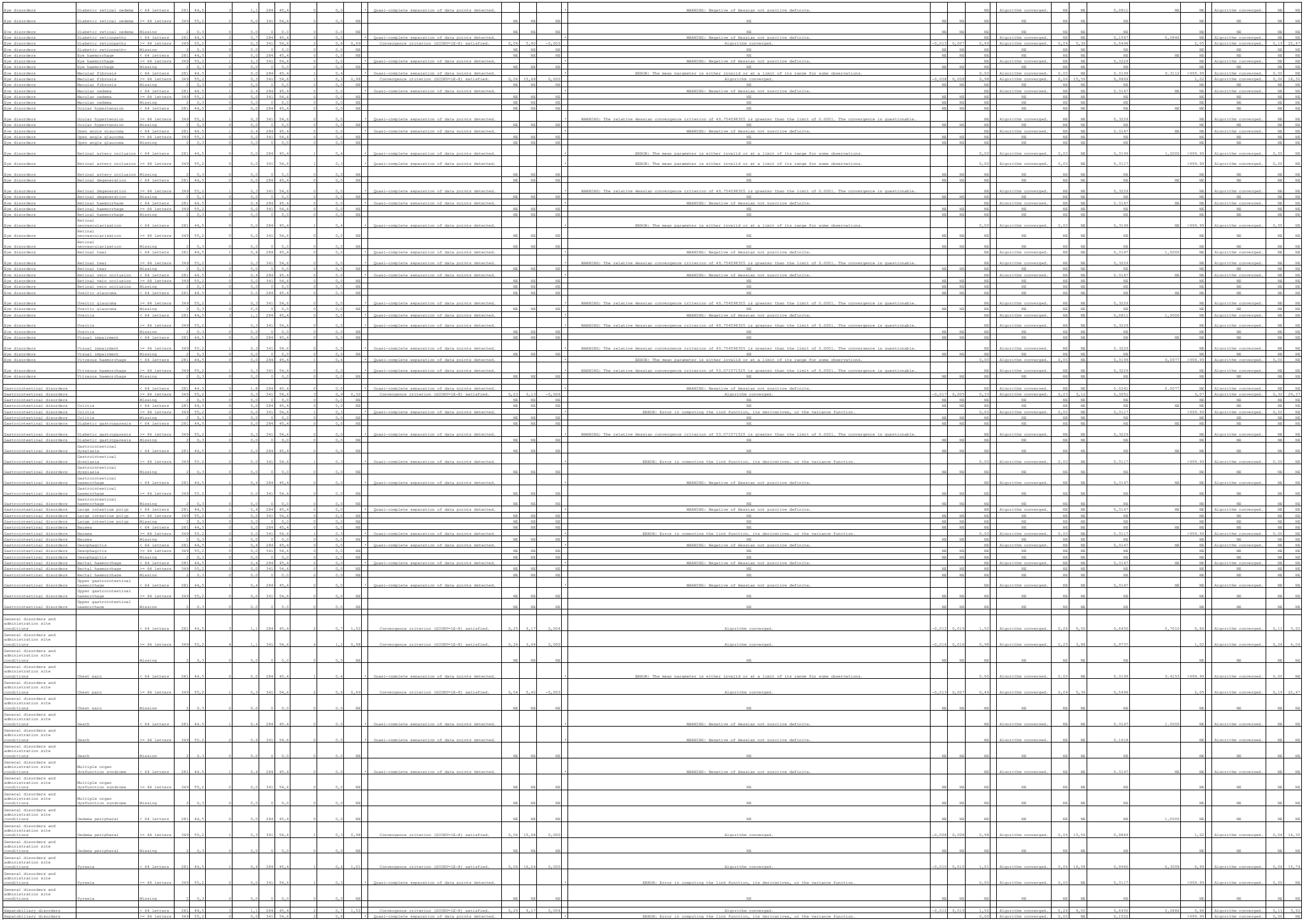

| | | |

| | | |

| | | |



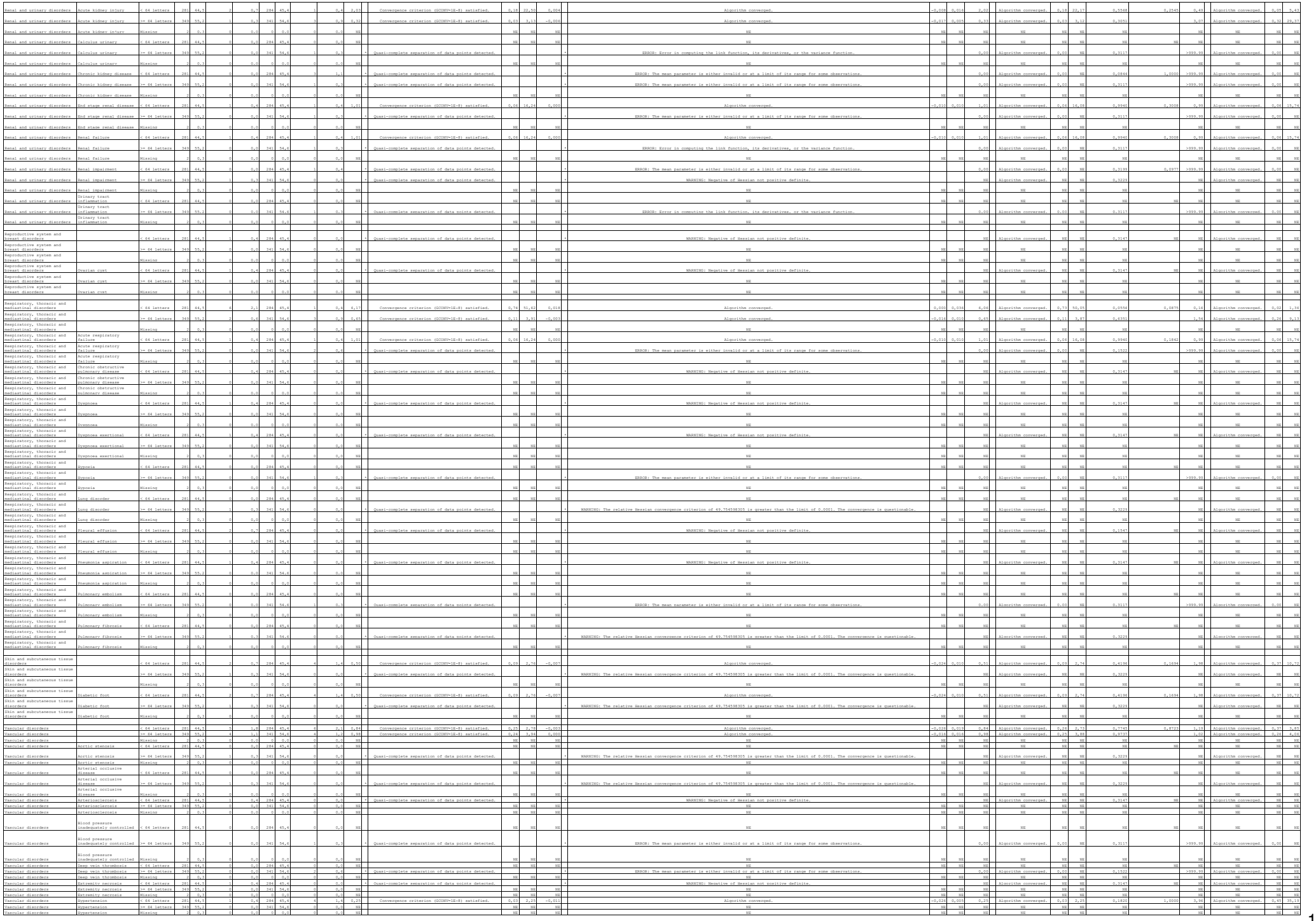

Vascular disorders	Hypertensive crisis	< 64 letters	281	44,5	1	0,4	284	45,4	0	0,0		*	Quasi-complete separation of data points detected.				*	WARNING: Negative of Hessian not positive definite.			NE		Algorithm converged.	NE	NE	0,3147		NE	NE		Algorithm converged.	NE	NE
Vascular disorders	Hypertensive crisis	>= 64 letters	349	55,3	0	0,0	341	54,6	0	0,0	NE			NE	NE	NE		NE	NE	NE	NE		NE	NE	NE	NE			NE	NE	NE	NE	NE	NE
Vascular disorders	Hypertensive crisis	Missing	2	0,3	0	0,0	0	0,0	0	0,0	NE			NE	NE	NE		NE	NE	NE	NE		NE	NE	NE	NE			NE	NE	NE	NE	NE	NE
Vascular disorders	Hypertensive urgency	< 64 letters	281	44,5	0	0,0	284	45,4	1	0,4		*	Quasi-complete separation of data points detected.				*	ERROR: The mean parameter is either invalid or at a limit of its range for some observations.			0,99		Algorithm converged.	0,00	NE	0,3199		NE	>999,99		Algorithm converged.	0,00	NE
Vascular disorders	Hypertensive urgency	>= 64 letters	349	55,3	0	0,0	341	54,6	0	0,0	NE			NE	NE	NE		NE	NE	NE	NE		NE	NE	NE	NE			NE	NE	NE	NE	NE	NE
Vascular disorders	Hypertensive urgency	Missing	2	0,3	0	0,0	0	0,0	0	0,0	NE			NE	NE	NE		NE	NE	NE	NE		NE	NE	NE	NE			NE	NE	NE	NE	NE	NE
Vascular disorders	Hypotension	< 64 letters	281	44,5	1	0,4	284	45,4	1	0,4	1,01		Convergence criterion (GCONV=1E-8) satisfied.	0,06	16,24	0,000		Algorithm converged.	-0,010	0,010	1,01		Algorithm converged.	0,06	16,08	0,9940	0,3112	0,99			Algorithm converged.	0,06	15,74
Vascular disorders	Hypotension	>= 64 letters	349	55,3	1	0,3	341	54,6	0	0,0		*	Quasi-complete separation of data points detected.				*	WARNING: The relative Hessian convergence criterion of 49.754598305 is greater than the limit of 0.0001. The convergence is questionable.			NE		Algorithm converged.	NE	NE	0,3229		NE			Algorithm converged.	NE	NE
Vascular disorders	Hypotension	Missing	2	0,3	0	0,0	0	0,0	0	0,0	NE			NE	NE	NE		NE	NE	NE	NE		NE	NE	NE	NE			NE	NE	NE	NE	NE	NE
Vascular disorders	Orthostatic hypotension	< 64 letters	281	44,5	0	0,0	284	45,4	0	0,0	NE			NE	NE	NE		NE	NE	NE	NE		NE	NE	NE	NE	NE	NE	NE	NE	NE	NE	NE	NE
Vascular disorders	Orthostatic hypotension	>= 64 letters	349	55,3	0	0,0	341	54,6	1	0,3		*	Quasi-complete separation of data points detected.				*	ERROR: The mean parameter is either invalid or at a limit of its range for some observations.			0,99		Algorithm converged.	0,00	NE	0,3117		>999,99			Algorithm converged.	0,00	NE
Vascular disorders	Orthostatic hypotension	Missing	2	0,3	0	0,0	0	0,0	0	0,0	NE			NE	NE	NE		NE	NE	NE	NE		NE	NE	NE	NE			NE	NE	NE	NE	NE	NE
Vascular disorders	Varicose vein	< 64 letters	281	44,5	0	0,0	284	45,4	0	0,0	NE			NE	NE	NE		NE	NE	NE	NE		NE	NE	NE	NE	NE	NE	NE	NE	NE	NE	NE	NE
Vascular disorders	Varicose vein	>= 64 letters	349	55,3	1	0,3	341	54,6	0	0,0		*	Quasi-complete separation of data points detected.				*	WARNING: The relative Hessian convergence criterion of 49.754598305 is greater than the limit of 0.0001. The convergence is questionable.			NE		Algorithm converged.	NE	NE	0,3229		NE			Algorithm converged.	NE	NE
Vascular disorders	Varicose vein	Missing	2	0,3	0	0,0	0	0,0	0	0,0	NE			NE	NE	NE		NE	NE	NE	NE		NE	NE	NE	NE			NE	NE	NE	NE	NE	NE

Includes AEs with onset up to Day 405 (last day of Week 56 analysis visit window).
Test for interaction based on RR (log-binomial regression)
* indicates convergence problem. Result is uninterpretable.
Clinical cut-off: YOSEMITE 01NOV2021 and RHINE 28OCT2021

Program: root/clinical_studies/RO6867461/CDT70122/share/ACE_pool_DME_CSR_Final/prod/program/t_ae_raw_soc.sas
Output: root/clinical_studies/RO6867461/CDT70122/share/ACE_pool_DME_CSR_Final/prod/output_saf_bc/t_ae_raw_soc_sg_SAE_AEW56_SEBC_OCTNOV2021_DME.xls
11AUG2022 20:24

POPULATION: Safety-Evaluable Population B vs. C
ENDPOINT: Any SAEs through Week 56
MODEL: Unstratified analysis
STUDY: GR40349 & GR40398
Dichotomous Analysis by Subgroups (Safety)

Geographic region

			Faricimab (PTI) (N=632)				Aflibercept (N=625)				Faricimab (PTI) vs. Aflibercept																	Aflibercept vs. Faricimab (PTI)				
			Patients		Patients with Event		Patients		Patients with Event		Odds Ratio					Absolute Risk Difference					Relative Risk							Relative Risk				
MedDRA System Organ Class	MedDRA Preferred Term	Level	n	%	n	%	n	%	n	%	Odds Ratio		Convergence Reason	95% Lower CL	95% Upper CL	Absolute Risk		Convergence Reason	95% Lower CL	95% Upper CL	Relative Risk		Convergence Reason	95% Lower CL	95% Upper CL	p-value (Cochran-Mantel-Haenszel)	Interaction Test p-value (likelihood ratio)	Relative Risk		Convergence Reason	95% Lower CL	95% Upper CL
Blood and lymphatic system disorders		Europe	219	34,7	2	0,9	218	34,9	1	0,5	2,00		Convergence criterion (GCONV=1E-8) satisfied.	0,18	22,22	0,005		Algorithm converged.	-0,011	0,020	1,99		Algorithm converged.	0,18	21,80	0,5655	0,7070	0,50		Algorithm converged.	0,05	5,50
Blood and lymphatic system disorders		America	344	54,4	1	0,3	339	54,2	2	0,6	0,49		Convergence criterion (GCONV=1E-8) satisfied.	0,04	5,44	-0,003		Algorithm converged.	-0,013	0,007	0,49		Algorithm converged.	0,04	5,41	0,5546		2,03		Algorithm converged.	0,18	22,28
Blood and lymphatic system disorders		Asia Pacific (inc. Australia)	69	10,9	0	0,0	68	10,9	0	0,0	NE			NE	NE	NE		NE	NE	NE	NE		NE	NE	NE	NE		NE		NE	NE	NE
Blood and lymphatic system disorders	Anaemia	Europe	219	34,7	2	0,9	218	34,9	1	0,5	2,00		Convergence criterion (GCONV=1E-8) satisfied.	0,18	22,22	0,005		Algorithm converged.	-0,011	0,020	1,99		Algorithm converged.	0,18	21,80	0,5655	0,9309	0,50		Algorithm converged.	0,05	5,50
Blood and lymphatic system disorders	Anaemia	America	344	54,4	1	0,3	339	54,2	1	0,3	0,99		Convergence criterion (GCONV=1E-8) satisfied.	0,06	15,82	0,000		Algorithm converged.	-0,008	0,008	0,99		Algorithm converged.	0,06	15,69	0,9917		1,01		Algorithm converged.	0,06	16,16
Blood and lymphatic system disorders	Anaemia	Asia Pacific (inc. Australia)	69	10,9	0	0,0	68	10,9	0	0,0	NE			NE	NE	NE		NE	NE	NE	NE		NE	NE	NE	NE		NE		NE	NE	NE
Blood and lymphatic system disorders	Microcytic anaemia	Europe	219	34,7	0	0,0	218	34,9	0	0,0	NE			NE	NE	NE		NE	NE	NE	NE		NE	NE	NE	NE	NE	NE		NE	NE	NE
Blood and lymphatic system disorders	Microcytic anaemia	America	344	54,4	0	0,0	339	54,2	1	0,3		*	Quasi-complete separation of data points detected.				*	ERROR: The mean parameter is either invalid or at a limit of its range for some observations.			0,00		Algorithm converged.	0,00	NE	0,3138		>999.99		Algorithm converged.	0,00	NE
Blood and lymphatic system disorders	Microcytic anaemia	Asia Pacific (inc. Australia)	69	10,9	0	0,0	68	10,9	0	0,0	NE			NE	NE	NE		NE	NE	NE	NE		NE	NE	NE	NE		NE		NE	NE	NE
Cardiac disorders		Europe	219	34,7	7	3,2	218	34,9	6	2,8	1,17		Convergence criterion (GCONV=1E-8) satisfied.	0,39	3,53	0,004		Algorithm converged.	-0,027	0,036	1,16		Algorithm converged.	0,40	3,40	0,7849	0,9071	0,86		Algorithm converged.	0,29	2,52
Cardiac disorders		America	344	54,4	16	4,7	339	54,2	18	5,3	0,87		Convergence criterion (GCONV=1E-8) satisfied.	0,44	1,74	-0,007		Algorithm converged.	-0,039	0,026	0,88		Algorithm converged.	0,45	1,69	0,6926		1,14		Algorithm converged.	0,59	2,20
Cardiac disorders		Asia Pacific (inc. Australia)	69	10,9	2	2,9	68	10,9	2	2,9	0,99		Convergence criterion (GCONV=1E-8) satisfied.	0,13	7,20	0,000		Algorithm converged.	-0,057	0,056	0,99		Algorithm converged.	0,14	6,80	0,9882		1,01		Algorithm converged.	0,15	7,00
Cardiac disorders	Acute coronary syndrome	Europe	219	34,7	0	0,0	218	34,9	0	0,0	NE			NE	NE	NE		NE	NE	NE	NE		NE	NE	NE	NE	NE	NE		NE	NE	NE
Cardiac disorders	Acute coronary syndrome	America	344	54,4	0	0,0	339	54,2	0	0,0	NE			NE	NE	NE		NE	NE	NE	NE		NE	NE	NE	NE		NE		NE	NE	NE
Cardiac disorders	Acute coronary syndrome	Asia Pacific (inc. Australia)	69	10,9	1	1,4	68	10,9	0	0,0		*	Quasi-complete separation of data points detected.				*	WARNING: The relative Hessian convergence criterion of 11.992173254 is greater than the limit of 0.0001. The convergence is questionable.			NE		Algorithm converged.	NE	NE	0,3208		NE		Algorithm converged.	NE	NE
Cardiac disorders	Acute left ventricular failure	Europe	219	34,7	0	0,0	218	34,9	0	0,0	NE			NE	NE	NE		NE	NE	NE	NE		NE	NE	NE	NE	NE	NE		NE	NE	NE
Cardiac disorders	Acute left ventricular failure	America	344	54,4	1	0,3	339	54,2	2	0,6	0,49		Convergence criterion (GCONV=1E-8) satisfied.	0,04	5,44	-0,003		Algorithm converged.	-0,013	0,007	0,49		Algorithm converged.	0,04	5,41	0,5546		2,03		Algorithm converged.	0,18	22,28
Cardiac disorders	Acute left ventricular failure	Asia Pacific (inc. Australia)	69	10,9	0	0,0	68	10,9	0	0,0	NE			NE	NE	NE		NE	NE	NE	NE		NE	NE	NE	NE		NE		NE	NE	NE
Cardiac disorders	Acute myocardial infarction	Europe	219	34,7	0	0,0	218	34,9	1	0,5		*	Quasi-complete separation of data points detected.				*	ERROR: Error in computing the link function, its derivatives, or the variance function.			0,00		Algorithm converged.	0,00	NE	0,3162	0,5933	>999.99		Algorithm converged.	0,00	NE
Cardiac disorders	Acute myocardial infarction	America	344	54,4	2	0,6	339	54,2	4	1,2	0,49		Convergence criterion (GCONV=1E-8) satisfied.	0,09	2,69	-0,006		Algorithm converged.	-0,020	0,008	0,49		Algorithm converged.	0,09	2,67	0,4023		2,03		Algorithm converged.	0,37	11,01
Cardiac disorders	Acute myocardial infarction	Asia Pacific (inc. Australia)	69	10,9	1	1,4	68	10,9	1	1,5	0,99		Convergence criterion (GCONV=1E-8) satisfied.	0,06	16,08	0,000		Algorithm converged.	-0,040	0,040	0,99		Algorithm converged.	0,06	15,44	0,9917		1,01		Algorithm converged.	0,06	15,90
Cardiac disorders	Angina pectoris	Europe	219	34,7	0	0,0	218	34,9	2	0,9		*	Quasi-complete separation of data points detected.				*	ERROR: Error in computing the link function, its derivatives, or the variance function.			0,00		Algorithm converged.	0,00	NE	0,1559	NE	>999.99		Algorithm converged.	0,00	NE
Cardiac disorders	Angina pectoris	America	344	54,4	1	0,3	339	54,2	1	0,3	0,99		Convergence criterion (GCONV=1E-8) satisfied.	0,06	15,82	0,000		Algorithm converged.	-0,008	0,008	0,99		Algorithm converged.	0,06	15,69	0,9917		1,01		Algorithm converged.	0,06	16,16
Cardiac disorders	Angina pectoris	Asia Pacific (inc. Australia)	69	10,9	0	0,0	68	10,9	0	0,0	NE			NE	NE	NE		NE	NE	NE	NE		NE	NE	NE	NE		NE		NE	NE	NE
Cardiac disorders	Angina unstable	Europe	219	34,7	0	0,0	218	34,9	0	0,0	NE			NE	NE	NE		NE	NE	NE	NE		NE	NE	NE	NE	NE	NE		NE	NE	NE
Cardiac disorders	Angina unstable	America	344	54,4	1	0,3	339	54,2	0	0,0		*	Quasi-complete separation of data points detected.				*	WARNING: Negative of Hessian not positive definite.			NE		Algorithm converged.	NE	NE	0,3209		NE		Algorithm converged.	NE	NE
Cardiac disorders	Angina unstable	Asia Pacific (inc. Australia)	69	10,9	0	0,0	68	10,9	0	0,0	NE			NE	NE	NE		NE	NE	NE	NE		NE	NE	NE	NE		NE		NE	NE	NE
Cardiac disorders	Aortic valve stenosis	Europe	219	34,7	1	0,5	218	34,9	0	0,0		*	Quasi-complete separation of data points detected.				*	WARNING: Negative of Hessian not positive definite.			NE		Algorithm converged.	NE	NE	0,3184	NE	NE		Algorithm converged.	NE	NE
Cardiac disorders	Aortic valve stenosis	America	344	54,4	0	0,0	339	54,2	0	0,0	NE			NE	NE	NE		NE	NE	NE	NE		NE	NE	NE	NE		NE		NE	NE	NE
Cardiac disorders	Aortic valve stenosis	Asia Pacific (inc. Australia)	69	10,9	0	0,0	68	10,9	0	0,0	NE			NE	NE	NE		NE	NE	NE	NE		NE	NE	NE	NE		NE		NE	NE	NE
Cardiac disorders	Arrhythmia	Europe	219	34,7	1	0,5	218	34,9	0	0,0		*	Quasi-complete separation of data points detected.				*	WARNING: Negative of Hessian not positive definite.			NE		Algorithm converged.	NE	NE	0,3184	NE	NE		Algorithm converged.	NE	NE
Cardiac disorders	Arrhythmia	America	344	54,4	1	0,3	339	54,2	0	0,0		*	Quasi-complete separation of data points detected.				*	WARNING: Negative of Hessian not positive definite.			NE		Algorithm converged.	NE	NE	0,3209		NE		Algorithm converged.	NE	NE
Cardiac disorders	Arrhythmia	Asia Pacific (inc. Australia)	69	10,9	0	0,0	68	10,9	0	0,0	NE			NE	NE	NE		NE	NE	NE	NE		NE	NE	NE	NE		NE		NE	NE	NE
Cardiac disorders	Arteriosclerosis coronary artery	Europe	219	34,7	0	0,0	218	34,9	1	0,5		*	Quasi-complete separation of data points detected.				*	ERROR: Error in computing the link function, its derivatives, or the variance function.			0,00		Algorithm converged.	0,00	NE	0,3162	NE	>999.99		Algorithm converged.	0,00	NE
Cardiac disorders	Arteriosclerosis coronary artery	America	344	54,4	0	0,0	339	54,2	0	0,0	NE			NE	NE	NE		NE	NE	NE	NE		NE	NE	NE	NE		NE		NE	NE	NE
Cardiac disorders	Arteriosclerosis coronary artery	Asia Pacific (inc. Australia)	69	10,9	0	0,0	68	10,9	0	0,0	NE			NE	NE	NE		NE	NE	NE	NE		NE	NE	NE	NE		NE		NE	NE	NE
Cardiac disorders	Atrial fibrillation	Europe	219	34,7	1	0,5	218	34,9	0	0,0		*	Quasi-complete separation of data points detected.				*	WARNING: Negative of Hessian not positive definite.			NE		Algorithm converged.	NE	NE	0,3184	NE	NE		Algorithm converged.	NE	NE
Cardiac disorders	Atrial fibrillation	America	344	54,4	0	0,0	339	54,2	0	0,0	NE			NE	NE	NE		NE	NE	NE	NE		NE	NE	NE	NE		NE		NE	NE	NE
Cardiac disorders	Atrial fibrillation	Asia Pacific (inc. Australia)	69	10,9	0	0,0	68	10,9	0	0,0	NE			NE	NE	NE		NE	NE	NE	NE		NE	NE	NE	NE		NE		NE	NE	NE
Cardiac disorders	Atrioventricular block complete	Europe	219	34,7	0	0,0	218	34,9	0	0,0	NE			NE	NE	NE		NE	NE	NE	NE		NE	NE	NE	NE	NE	NE		NE	NE	NE
Cardiac disorders	Atrioventricular block complete	America	344	54,4	1	0,3	339	54,2	0	0,0		*	Quasi-complete separation of data points detected.				*	WARNING: Negative of Hessian not positive definite.			NE		Algorithm converged.	NE	NE	0,3209		NE		Algorithm converged.	NE	NE
Cardiac disorders	Atrioventricular block complete	Asia Pacific (inc. Australia)	69	10,9	0	0,0	68	10,9	0	0,0	NE			NE	NE	NE		NE	NE	NE	NE		NE	NE	NE	NE		NE		NE	NE	NE
Cardiac disorders	Cardiac arrest	Europe	219	34,7	1	0,5	218	34,9	1	0,5	1,00		Convergence criterion (GCONV=1E-8) satisfied.	0,06	16,02	0,000		Algorithm converged.	-0,013	0,013	1,00		Algorithm converged.	0,06	15,81	0,9974	NE	1,00		Algorithm converged.	0,06	15,96
Cardiac disorders	Cardiac arrest	America	344	54,4	0	0,0	339	54,2	0	0,0	NE			NE	NE	NE		NE	NE	NE	NE		NE	NE	NE	NE		NE		NE	NE	NE
Cardiac disorders	Cardiac arrest	Asia Pacific (inc. Australia)	69	10,9	0	0,0	68	10,9	0	0,0	NE			NE	NE	NE		NE	NE	NE	NE		NE	NE	NE	NE		NE		NE	NE	NE
Cardiac disorders	Cardiac failure	Europe	219	34,7	2	0,9	218	34,9	0	0,0		*	Quasi-complete separation of data points detected.				*	ERROR: The mean parameter is either invalid or at a limit of its range for some observations.			NE		Algorithm converged.	NE	NE	0,1578	NE	NE		Algorithm converged.	NE	NE
Cardiac disorders	Cardiac failure	America	344	54,4	1	0,3	339	54,2	4	1,2	0,24		Convergence criterion (GCONV=1E-8) satisfied.	0,03	2,20	-0,009		Algorithm converged.	-0,022	0,004	0,25		Algorithm converged.	0,03	2,19	0,1732		4,06		Algorithm converged.	0,46	36,13
Cardiac disorders	Cardiac failure	Asia Pacific (inc. Australia)	69	10,9	0	0,0	68	10,9	0	0,0	NE			NE	NE	NE		NE	NE	NE	NE		NE	NE	NE	NE		NE		NE	NE	NE
Cardiac disorders	Cardiac failure acute	Europe	219	34,7	0	0,0	218	34,9	1	0,5		*	Quasi-complete separation of data points detected.				*	ERROR: Error in computing the link function, its derivatives, or the variance function.			0,00		Algorithm converged.	0,00	NE	0,3162	NE	>999.99		Algorithm converged.	0,00	NE
Cardiac disorders	Cardiac failure acute	America	344	54,4	0	0,0	339	54,2	0	0,0	NE			NE	NE	NE		NE	NE	NE	NE		NE	NE	NE	NE		NE		NE	NE	NE
Cardiac disorders	Cardiac failure acute	Asia Pacific (inc. Australia)	69	10,9	0	0,0	68	10,9	0	0,0	NE			NE	NE	NE		NE	NE	NE	NE		NE	NE	NE	NE		NE		NE	NE	NE
Cardiac disorders	Cardiac failure congestive	Europe	219	34,7	0	0,0	218	34,9	1	0,5		*	Quasi-complete separation of data points detected.				*	ERROR: Error in computing the link function, its derivatives, or the variance function.			0,00		Algorithm converged.	0,00	NE	0,3162	0,4393	>999.99		Algorithm converged.	0,00	NE
Cardiac disorders	Cardiac failure congestive	America	344	54,4	2	0,6	339	54,2	3	0,9	0,66		Convergence criterion (GCONV=1E-8) satisfied.	0,11	3,94	-0,003		Algorithm converged.	-0,016	0,010	0,66		Algorithm converged.	0,11	3,91	0,6420		1,52		Algorithm converged.	0,26	9,05
Cardiac disorders	Cardiac failure congestive	Asia Pacific (inc. Australia)	69	10,9	0	0,0	68	10,9	1	1,5		*	Quasi-complete separation of data points detected.				*	WARNING: The relative Hessian convergence criterion of 12.210741541 is greater than the limit of 0.0001. The convergence is questionable.			0,00		Algorithm converged.	0,00	NE	0,3138		>999.99		Algorithm converged.	0,00	NE
Cardiac disorders	Cardiovascular disorder	Europe	219	34,7	0	0,0	218	34,9	0	0,0	NE			NE	NE	NE		NE	NE	NE	NE		NE	NE	NE	NE	NE	NE		NE	NE	NE
Cardiac disorders	Cardiovascular disorder	America	344	54,4	1	0,3	339	54,2	0	0,0		*	Quasi-complete separation of data points detected.				*	WARNING: Negative of Hessian not positive definite.			NE		Algorithm converged.	NE	NE	0,3209		NE		Algorithm converged.	NE	NE
Cardiac disorders	Cardiovascular disorder	Asia Pacific (inc. Australia)	69	10,9	0	0,0	68	10,9	0	0,0	NE			NE	NE	NE		NE	NE	NE	NE		NE	NE	NE	NE		NE		NE	NE	NE
Cardiac disorders	Chronic left ventricular failure	Europe	219	34,7	0	0,0	218	34,9	0	0,0	NE			NE	NE	NE		NE	NE	NE	NE		NE	NE	NE	NE	NE	NE		NE	NE	NE
Cardiac disorders	Chronic left ventricular failure	America	344	54,4	1	0,3	339	54,2	0	0,0		*	Quasi-complete separation of data points detected.				*	WARNING: Negative of Hessian not positive definite.			NE		Algorithm converged.	NE	NE	0,3209		NE		Algorithm converged.	NE	NE
Cardiac disorders	Chronic left ventricular failure	Asia Pacific (inc. Australia)	69	10,9	0	0,0	68	10,9	0	0,0	NE			NE	NE	NE		NE	NE	NE	NE		NE	NE	NE	NE		NE		NE	NE	NE
Cardiac disorders	Coronary artery disease	Europe	219	34,7	0	0,0	218	34,9	0	0,0	NE			NE	NE	NE		NE	NE	NE	NE		NE	NE	NE	NE	NE	NE		NE	NE	NE
Cardiac disorders	Coronary artery disease	America	344	54,4	5	1,5	339	54,2	3	0,9	1,65		Convergence criterion (GCONV=1E-8) satisfied.	0,39	6,97	0,006		Algorithm converged.	-0,010	0,022	1,64		Algorithm converged.	0,40	6,82	0,4902		0,61		Algorithm converged.	0,15	2,53
Cardiac disorders	Coronary artery disease	Asia Pacific (inc. Australia)	69	10,9	0	0,0	68	10,9	0	0,0	NE			NE	NE	NE		NE	NE	NE	NE		NE	NE	NE	NE		NE		NE	NE	NE
Cardiac disorders	Ischaemic cardiomyopathy	Europe	219	34,7	1	0,5	218	34,9	0	0,0		*	Quasi-complete separation of data points detected.				*	WARNING: Negative of Hessian not positive definite.			NE		Algorithm converged.	NE	NE	0,3184	NE	NE		Algorithm converged.	NE	NE
Cardiac disorders	Ischaemic cardiomyopathy	America	344	54,4	0	0,0	339	54,2	0	0,0	NE			NE	NE	NE		NE	NE	NE	NE		NE	NE	NE	NE		NE		NE	NE	NE
Cardiac disorders	Ischaemic cardiomyopathy	Asia Pacific (inc. Australia)	69	10,9	0	0,0	68	10,9	0	0,0	NE			NE	NE	NE		NE	NE	NE	NE		NE	NE	NE	NE		NE		NE	NE	NE
Cardiac disorders	Myocardial infarction	Europe	219	34,7	1	0,5	218	34,9	1	0,5	1,00		Convergence criterion (GCONV=1E-8) satisfied.	0,06	16,02	0,000		Algorithm converged.	-0,013	0,013	1,00		Algorithm converged.	0,06	15,81	0,9974	0,5666	1,00		Algorithm converged.	0,06	15,96
Cardiac disorders	Myocardial infarction	America	344	54,4	3	0,9	339	54,2	4	1,2	0,74		Convergence criterion (GCONV=1E-8) satisfied.	0,16	3,32	-0,003		Algorithm converged.	-0,018	0,012	0,74		Algorithm converged.	0,17	3,28	0,6898		1,35		Algorithm converged.	0,31	6,00
Cardiac disorders	Myocardial infarction	Asia Pacific (inc. Australia)	69	10,9	0	0,0	68	10,9	1	1,5		*	Quasi-complete separation of data points detected.				*	WARNING: The relative Hessian convergence criterion of 12.210741541 is greater than the limit of 0.0001. The convergence is questionable.			0,00		Algorithm converged.	0,00	NE	0,3138		>999.99		Algorithm converged.	0,00	NE
Cardiac disorders	Myocardial ischaemia	Europe	219	34,7	1	0,5	218	34,9	0	0,0		*	Quasi-complete separation of data points detected.				*	WARNING: Negative of Hessian not positive definite.			NE		Algorithm converged.	NE	NE	0,3184	NE	NE		Algorithm converged.	NE	NE
Cardiac disorders	Myocardial ischaemia	America	344	54,4	0	0,0	339	54,2	0	0,0	NE			NE	NE	NE		NE	NE	NE	NE		NE	NE	NE	NE		NE		NE	NE	NE
Cardiac disorders	Myocardial ischaemia	Asia Pacific (inc. Australia)	69	10,9	0	0,0	68	10,9	0	0,0	NE			NE	NE	NE		NE	NE	NE	NE		NE	NE	NE	NE		NE		NE	NE	NE
Ear and labyrinth disorders		Europe	219	34,7	1	0,5	218	34,9	0	0,0		*	Quasi-complete separation of data points detected.				*	WARNING: Negative of Hessian not positive definite.			NE		Algorithm converged.	NE	NE	0,3184	NE	NE		Algorithm converged.	NE	NE
Ear and labyrinth disorders		America	344	54,4	0	0,0	339	54,2	0	0,0	NE			NE	NE	NE		NE	NE	NE	NE		NE	NE	NE	NE		NE		NE	NE	NE
Ear and labyrinth disorders		Asia Pacific (inc. Australia)	69	10,9	1	1,4	68	10,9	0	0,0		*	Quasi-complete separation of data points detected.				*	WARNING: The relative Hessian convergence criterion of 11.992173254 is greater than the limit of 0.0001. The convergence is questionable.			NE		Algorithm converged.	NE	NE	0,3208		NE		Algorithm converged.	NE	NE
Ear and labyrinth disorders	Sudden hearing loss	Europe	219	34,7	0	0,0	218	34,9	0	0,0	NE			NE	NE	NE		NE	NE	NE	NE		NE	NE	NE	NE	NE	NE		NE	NE	NE
Ear and labyrinth disorders	Sudden hearing loss	America	344	54,4	0	0,0	339	54,2	0	0,0	NE			NE	NE	NE		NE	NE	NE	NE		NE	NE	NE	NE		NE		NE	NE	NE
Ear and labyrinth disorders	Sudden hearing loss	Asia Pacific (inc. Australia)	69	10,9	1	1,4	68	10,9	0	0,0		*	Quasi-complete separation of data points detected.				*	WARNING: The relative Hessian convergence criterion of 11.992173254 is greater than the limit of 0.0001. The convergence is questionable.			NE		Algorithm converged.	NE	NE	0,3208		NE		Algorithm converged.	NE	NE
Ear and labyrinth disorders	Vestibular disorder	Europe	219	34,7	1	0,5	218	34,9	0	0,0		*	Quasi-complete separation of data points detected.				*	WARNING: Negative of Hessian not positive definite.			NE		Algorithm converged.	NE	NE	0,3184	NE	NE		Algorithm converged.	NE	NE
Ear and labyrinth disorders	Vestibular disorder	America	344	54,4	0	0,0	339	54,2	0	0,0	NE			NE	NE	NE		NE	NE	NE	NE		NE	NE	NE	NE		NE		NE	NE	NE
Ear and labyrinth disorders	Vestibular disorder	Asia Pacific (inc. Australia)	69	10,9	0	0,0	68	10,9	0	0,0	NE			NE	NE	NE		NE	NE	NE	NE		NE	NE	NE	NE		NE		NE	NE	NE
Eye disorders		Europe	219	34,7	7	3,2	218	34,9	1	0,5	7,16		Convergence criterion (GCONV=1E-8) satisfied.	0,87	58,73	0,027		Algorithm converged.	0,002	0,052	6,97		Algorithm converged.	0,86	56,16	0,0330	0,2810	0,14		Algorithm converged.	0,02	1,16
Eye disorders		America	344	54,4	15	4,4	339	54,2	7	2,1	2,16		Convergence criterion (GCONV=1E-8) satisfied.	0,87	5,37	0,023		Algorithm converged.	-0,003	0,049	2,11		Algorithm converged.	0,87	5,11	0,0896		0,47		Algorithm converged.	0,20	1,15
Eye disorders		Asia Pacific (inc. Australia)	69	10,9	3	4,3	68	10,9	3	4,4	0,98		Convergence criterion (GCONV=1E-8) satisfied.	0,19	5,06	-0,001		Algorithm converged.	-0,069	0,068	0,99		Algorithm converged.	0,21	4,71	0,9855		1,01		Algorithm converged.	0,21	4,85
Eye disorders	Angle closure glaucoma	Europe	219	34,7	0	0,0	218	34,9	0	0,0	NE			NE	NE	NE		NE	NE	NE	NE		NE	NE	NE	NE	NE	NE		NE	NE	NE
Eye disorders	Angle closure glaucoma	America	344	54,4	0	0,0	339	54,2	1	0,3		*	Quasi-complete separation of data points detected.				*	ERROR: The mean parameter is either invalid or at a limit of its range for some observations.			0,00		Algorithm converged.	0,00	NE	0,3138		>999.99		Algorithm converged.	0,00	NE
Eye disorders	Angle closure glaucoma	Asia Pacific (inc. Australia)	69	10,9	0	0,0	68	10,9	0	0,0	NE			NE	NE	NE		NE	NE	NE	NE		NE	NE	NE	NE		NE		NE	NE	NE
Eye disorders	Cataract	Europe	219	34,7	0	0,0	218	34,9	0	0,0	NE			NE	NE	NE		NE	NE	NE	NE		NE	NE	NE	NE	NE	NE		NE	NE	NE
Eye disorders	Cataract	America	344	54,4	0	0,0	339	54,2	1	0,3		*	Quasi-complete separation of data points detected.				*	ERROR: The mean parameter is either invalid or at a limit of its range for some observations.			0,00		Algorithm converged.	0,00	NE	0,3138		>999.99		Algorithm converged.	0,00	NE

| | | |

| | | |

| | | |

| | | |

| | | |

| | | |

Skin and subcutaneous tissue disorders	Diabetic foot	Asia Pacific (inc. Australia)	69	10,9	0	0,0	68	10,9	0	0,0	NE			NE	NE	NE		NE	NE	NE	NE		NE	NE	NE	NE		NE		NE	NE	NE
Vascular disorders		Europe	219	34,7	3	1,4	218	34,9	0	0,0		*	Quasi-complete separation of data points detected.				*	ERROR: The mean parameter is either invalid or at a limit of its range for some observations.			NE		Algorithm converged.	NE	NE	0,0833	NE	NE		Algorithm converged.	NE	NE
Vascular disorders		America	344	54,4	6	1,7	339	54,2	10	2,9	0,58		Convergence criterion (GCONV=1E-8) satisfied.	0,21	1,63	-0,012		Algorithm converged.	-0,035	0,011	0,59		Algorithm converged.	0,22	1,61	0,2980		1,69		Algorithm converged.	0,62	4,60
Vascular disorders		Asia Pacific (inc. Australia)	69	10,9	0	0,0	68	10,9	0	0,0	NE			NE	NE	NE		NE	NE	NE	NE		NE	NE	NE	NE		NE		NE	NE	NE
Vascular disorders	Aortic stenosis	Europe	219	34,7	1	0,5	218	34,9	0	0,0		*	Quasi-complete separation of data points detected.				*	WARNING: Negative of Hessian not positive definite.			NE		Algorithm converged.	NE	NE	0,3184	NE	NE		Algorithm converged.	NE	NE
Vascular disorders	Aortic stenosis	America	344	54,4	0	0,0	339	54,2	0	0,0	NE			NE	NE	NE		NE	NE	NE	NE		NE	NE	NE	NE		NE		NE	NE	NE
Vascular disorders	Aortic stenosis	Asia Pacific (inc. Australia)	69	10,9	0	0,0	68	10,9	0	0,0	NE			NE	NE	NE		NE	NE	NE	NE		NE	NE	NE	NE		NE		NE	NE	NE
Vascular disorders	Arterial occlusive disease	Europe	219	34,7	0	0,0	218	34,9	0	0,0	NE			NE	NE	NE		NE	NE	NE	NE		NE	NE	NE	NE	NE	NE		NE	NE	NE
Vascular disorders	Arterial occlusive disease	America	344	54,4	1	0,3	339	54,2	0	0,0		*	Quasi-complete separation of data points detected.				*	WARNING: Negative of Hessian not positive definite.			NE		Algorithm converged.	NE	NE	0,3209		NE		Algorithm converged.	NE	NE
Vascular disorders	Arterial occlusive disease	Asia Pacific (inc. Australia)	69	10,9	0	0,0	68	10,9	0	0,0	NE			NE	NE	NE		NE	NE	NE	NE		NE	NE	NE	NE		NE		NE	NE	NE
Vascular disorders	Arteriosclerosis	Europe	219	34,7	0	0,0	218	34,9	0	0,0	NE			NE	NE	NE		NE	NE	NE	NE		NE	NE	NE	NE	NE	NE		NE	NE	NE
Vascular disorders	Arteriosclerosis	America	344	54,4	1	0,3	339	54,2	0	0,0		*	Quasi-complete separation of data points detected.				*	WARNING: Negative of Hessian not positive definite.			NE		Algorithm converged.	NE	NE	0,3209		NE		Algorithm converged.	NE	NE
Vascular disorders	Arteriosclerosis	Asia Pacific (inc. Australia)	69	10,9	0	0,0	68	10,9	0	0,0	NE			NE	NE	NE		NE	NE	NE	NE		NE	NE	NE	NE		NE		NE	NE	NE
Vascular disorders	Blood pressure inadequately controlled	Europe	219	34,7	0	0,0	218	34,9	0	0,0	NE			NE	NE	NE		NE	NE	NE	NE		NE	NE	NE	NE	NE	NE		NE	NE	NE
Vascular disorders	Blood pressure inadequately controlled	America	344	54,4	0	0,0	339	54,2	1	0,3		*	Quasi-complete separation of data points detected.				*	ERROR: The mean parameter is either invalid or at a limit of its range for some observations.			0,00		Algorithm converged.	0,00	NE	0,3138		>999.99		Algorithm converged.	0,00	NE
Vascular disorders	Blood pressure inadequately controlled	Asia Pacific (inc. Australia)	69	10,9	0	0,0	68	10,9	0	0,0	NE			NE	NE	NE		NE	NE	NE	NE		NE	NE	NE	NE		NE		NE	NE	NE
Vascular disorders	Deep vein thrombosis	Europe	219	34,7	0	0,0	218	34,9	0	0,0	NE			NE	NE	NE		NE	NE	NE	NE		NE	NE	NE	NE	NE	NE		NE	NE	NE
Vascular disorders	Deep vein thrombosis	America	344	54,4	0	0,0	339	54,2	2	0,6		*	Quasi-complete separation of data points detected.				*	ERROR: The mean parameter is either invalid or at a limit of its range for some observations.			0,00		Algorithm converged.	0,00	NE	0,1540		>999.99		Algorithm converged.	0,00	NE
Vascular disorders	Deep vein thrombosis	Asia Pacific (inc. Australia)	69	10,9	0	0,0	68	10,9	0	0,0	NE			NE	NE	NE		NE	NE	NE	NE		NE	NE	NE	NE		NE		NE	NE	NE
Vascular disorders	Extremity necrosis	Europe	219	34,7	0	0,0	218	34,9	0	0,0	NE			NE	NE	NE		NE	NE	NE	NE		NE	NE	NE	NE	NE	NE		NE	NE	NE
Vascular disorders	Extremity necrosis	America	344	54,4	1	0,3	339	54,2	0	0,0		*	Quasi-complete separation of data points detected.				*	WARNING: Negative of Hessian not positive definite.			NE		Algorithm converged.	NE	NE	0,3209		NE		Algorithm converged.	NE	NE
Vascular disorders	Extremity necrosis	Asia Pacific (inc. Australia)	69	10,9	0	0,0	68	10,9	0	0,0	NE			NE	NE	NE		NE	NE	NE	NE		NE	NE	NE	NE		NE		NE	NE	NE
Vascular disorders	Hypertension	Europe	219	34,7	0	0,0	218	34,9	0	0,0	NE			NE	NE	NE		NE	NE	NE	NE		NE	NE	NE	NE	NE	NE		NE	NE	NE
Vascular disorders	Hypertension	America	344	54,4	1	0,3	339	54,2	4	1,2	0,24		Convergence criterion (GCONV=1E-8) satisfied.	0,03	2,20	-0,009		Algorithm converged.	-0,022	0,004	0,25		Algorithm converged.	0,03	2,19	0,1732		4,06		Algorithm converged.	0,46	36,13
Vascular disorders	Hypertension	Asia Pacific (inc. Australia)	69	10,9	0	0,0	68	10,9	0	0,0	NE			NE	NE	NE		NE	NE	NE	NE		NE	NE	NE	NE		NE		NE	NE	NE
Vascular disorders	Hypertensive crisis	Europe	219	34,7	0	0,0	218	34,9	0	0,0	NE			NE	NE	NE		NE	NE	NE	NE		NE	NE	NE	NE	NE	NE		NE	NE	NE
Vascular disorders	Hypertensive crisis	America	344	54,4	1	0,3	339	54,2	0	0,0		*	Quasi-complete separation of data points detected.				*	WARNING: Negative of Hessian not positive definite.			NE		Algorithm converged.	NE	NE	0,3209		NE		Algorithm converged.	NE	NE
Vascular disorders	Hypertensive crisis	Asia Pacific (inc. Australia)	69	10,9	0	0,0	68	10,9	0	0,0	NE			NE	NE	NE		NE	NE	NE	NE		NE	NE	NE	NE		NE		NE	NE	NE
Vascular disorders	Hypertensive urgency	Europe	219	34,7	0	0,0	218	34,9	0	0,0	NE			NE	NE	NE		NE	NE	NE	NE		NE	NE	NE	NE	NE	NE		NE	NE	NE
Vascular disorders	Hypertensive urgency	America	344	54,4	0	0,0	339	54,2	1	0,3		*	Quasi-complete separation of data points detected.				*	ERROR: The mean parameter is either invalid or at a limit of its range for some observations.			0,00		Algorithm converged.	0,00	NE	0,3138		>999.99		Algorithm converged.	0,00	NE
Vascular disorders	Hypertensive urgency	Asia Pacific (inc. Australia)	69	10,9	0	0,0	68	10,9	0	0,0	NE			NE	NE	NE		NE	NE	NE	NE		NE	NE	NE	NE		NE		NE	NE	NE
Vascular disorders	Hypotension	Europe	219	34,7	1	0,5	218	34,9	0	0,0		*	Quasi-complete separation of data points detected.				*	WARNING: Negative of Hessian not positive definite.			NE		Algorithm converged.	NE	NE	0,3184	NE	NE		Algorithm converged.	NE	NE
Vascular disorders	Hypotension	America	344	54,4	1	0,3	339	54,2	1	0,3	0,99		Convergence criterion (GCONV=1E-8) satisfied.	0,06	15,82	0,000		Algorithm converged.	-0,008	0,008	0,99		Algorithm converged.	0,06	15,69	0,9917		1,01		Algorithm converged.	0,06	16,16
Vascular disorders	Hypotension	Asia Pacific (inc. Australia)	69	10,9	0	0,0	68	10,9	0	0,0	NE			NE	NE	NE		NE	NE	NE	NE		NE	NE	NE	NE		NE		NE	NE	NE
Vascular disorders	Orthostatic hypotension	Europe	219	34,7	0	0,0	218	34,9	0	0,0	NE			NE	NE	NE		NE	NE	NE	NE		NE	NE	NE	NE	NE	NE		NE	NE	NE
Vascular disorders	Orthostatic hypotension	America	344	54,4	0	0,0	339	54,2	1	0,3		*	Quasi-complete separation of data points detected.				*	ERROR: The mean parameter is either invalid or at a limit of its range for some observations.			0,00		Algorithm converged.	0,00	NE	0,3138		>999.99		Algorithm converged.	0,00	NE
Vascular disorders	Orthostatic hypotension	Asia Pacific (inc. Australia)	69	10,9	0	0,0	68	10,9	0	0,0	NE			NE	NE	NE		NE	NE	NE	NE		NE	NE	NE	NE		NE		NE	NE	NE
Vascular disorders	Varicose vein	Europe	219	34,7	1	0,5	218	34,9	0	0,0		*	Quasi-complete separation of data points detected.				*	WARNING: Negative of Hessian not positive definite.			NE		Algorithm converged.	NE	NE	0,3184	NE	NE		Algorithm converged.	NE	NE
Vascular disorders	Varicose vein	America	344	54,4	0	0,0	339	54,2	0	0,0	NE			NE	NE	NE		NE	NE	NE	NE		NE	NE	NE	NE		NE		NE	NE	NE
Vascular disorders	Varicose vein	Asia Pacific (inc. Australia)	69	10,9	0	0,0	68	10,9	0	0,0	NE			NE	NE	NE		NE	NE	NE	NE		NE	NE	NE	NE		NE		NE	NE	NE

Includes AEs with onset up to Day 405 (last day of Week 56 analysis visit window).
Test for interaction based on RR (Log-binomial regression)
* indicates convergence problem. Result is uninterpretable.
Clinical cut-off: YOSEMITE 01NOV2021 and RHINE 28OCT2021

Program: root/clinical_studies/RO6867461/CDT70122/share/ACE_pool_DME_CSR_Final/prod/program/t_ae_raw_soc.sas
Output: root/clinical_studies/RO6867461/CDT70122/share/ACE_pool_DME_CSR_Final/prod/output_saf_bc/t_ae_raw_soc_sg_SAE_AEW56_SEBC_OCTNOV2021_DME.xls
11AUG2022 20:24

POPULATION: Safety-Evaluable Population B vs. C
ENDPOINT: Any SAEs throughout the Entire Study
MODEL: Unstratified analysis
STUDY: GM40349 & GM40398
Dichotomous Analysis by Subgroups (Safety)

All

			Paricalcab (PT1) (N=632)				Aflibercept (N=625)				Paricalcab (PT1) vs. Aflibercept												Aflibercept vs. Paricalcab (PT1)			
			Patients		Patients with Event		Patients		Patients with Event		Odds Ratio				Absolute Risk Difference				Relative Risk						Relative Risk			
MedDRA System Organ Class	MedDRA Preferred Term	Level	n	%	n	%	n	%	n	%	Odds Ratio	Convergence Reason	95% Lower CL	95% Upper CL	Absolute Risk	Convergence Reason	95% Lower CL	95% Upper CL	Relative Risk	Convergence Reason	95% Lower CL	95% Upper CL	p-value (Cochran-Mantel-Haenszel)	Interaction Test: p-value (likelihood ratio)	Relative Risk	Convergence Reason	95% Lower CL	95% Upper CL
Blood and lymphatic system disorders		n/a	632	100,0	6	0,9	625	100,0	5	0,8	1,1	0,83	Convergence criterion (GCONV=1E-8) satisfied.	0,28	2,53	-0,002	Algorithm converged.	-0,013	0,009	0,81	Algorithm converged.	0,29	2,51	0,7650	NSI	1,18	Algorithm converged.	0,40	3,43
Blood and lymphatic system disorders	Anaemia	n/a	632	100,0	6	0,9	625	100,0	5	0,8	1,2	0,76	Convergence criterion (GCONV=1E-8) satisfied.	0,21	2,95	-0,002	Algorithm converged.	-0,011	0,008	0,79	Algorithm converged.	0,23	2,93	0,7255	NSI	1,28	Algorithm converged.	0,34	4,69
Blood and lymphatic system disorders	Anaemia of chronic disease	n/a	632	100,0	1	0,2	625	100,0	1	0,2	.	.	Quasi-complete separation of data points detected.	.	.	.	WARNING: The relative Hessian convergence criterion of 90.6446642276 is greater than the limit of 0.0001. The convergence is questionable.	.	.	0,00	Algorithm converged.	0,00	NE	0,3146	NSI	>999,99	Algorithm converged.	0,00	NE
Blood and lymphatic system disorders	Lymphadenopathy	n/a	632	100,0	1	0,2	625	100,0	0	0,0	.	.	Quasi-complete separation of data points detected.	.	.	.	WARNING: The relative Hessian convergence criterion of 83.9140427066 is greater than the limit of 0.0001. The convergence is questionable.	.	.	NE	Algorithm converged.	NE	NE	0,3200	NSI	NE	Algorithm converged.	NE	NE
Blood and lymphatic system disorders	Lymphadenopathy mediastinal	n/a	632	100,0	1	0,2	625	100,0	0	0,0	.	.	Quasi-complete separation of data points detected.	.	.	.	WARNING: The relative Hessian convergence criterion of 83.9140427066 is greater than the limit of 0.0001. The convergence is questionable.	.	.	NE	Algorithm converged.	NE	NE	0,3200	NSI	NE	Algorithm converged.	NE	NE
Blood and lymphatic system disorders	Microcytic anaemia	n/a	632	100,0	1	0,2	625	100,0	1	0,2	.	.	Quasi-complete separation of data points detected.	.	.	.	WARNING: The relative Hessian convergence criterion of 90.6446642276 is greater than the limit of 0.0001. The convergence is questionable.	.	.	0,00	Algorithm converged.	0,00	NE	0,3146	NSI	>999,99	Algorithm converged.	0,00	NE
Cardiac disorders		n/a	632	100,0	41	6,5	625	100,0	43	6,9	0,94	.	Convergence criterion (GCONV=1E-8) satisfied.	0,60	1,46	-0,004	Algorithm converged.	-0,032	0,024	0,94	Algorithm converged.	0,63	1,43	0,7805	NSI	1,06	Algorithm converged.	0,70	1,60
Cardiac disorders	Acute coronary syndrome	n/a	632	100,0	1	0,2	625	100,0	0	0,0	.	.	Quasi-complete separation of data points detected.	.	.	.	WARNING: The relative Hessian convergence criterion of 78.977922547 is greater than the limit of 0.0001. The convergence is questionable.	.	.	NE	Algorithm converged.	NE	NE	0,3200	NSI	NE	Algorithm converged.	NE	NE
Cardiac disorders	Acute left ventricular failure	n/a	632	100,0	1	0,2	625	100,0	2	0,3	0,49	.	Convergence criterion (GCONV=1E-8) satisfied.	0,04	5,46	-0,002	Algorithm converged.	-0,007	0,004	0,49	Algorithm converged.	0,04	5,46	0,5569	NSI	2,02	Algorithm converged.	0,18	22,25
Cardiac disorders	Acute myocardial infarction	n/a	632	100,0	4	0,6	625	100,0	7	1,1	0,56	.	Convergence criterion (GCONV=1E-8) satisfied.	0,16	1,93	-0,005	Algorithm converged.	-0,015	0,005	0,57	Algorithm converged.	0,17	1,92	0,3541	NSI	1,77	Algorithm converged.	0,53	6,01
Cardiac disorders	Angina pectoris	n/a	632	100,0	1	0,2	625	100,0	3	0,5	0,33	.	Convergence criterion (GCONV=1E-8) satisfied.	0,03	3,17	-0,003	Algorithm converged.	-0,008	0,003	0,33	Algorithm converged.	0,03	3,16	0,3114	NSI	3,03	Algorithm converged.	0,30	29,58
Cardiac disorders	Angina unstable	n/a	632	100,0	2	0,3	625	100,0	0	0,0	.	.	Quasi-complete separation of data points detected.	.	.	.	ERROR: The mean parameter is either invalid or at a limit of its range for some observations.	.	.	NE	Algorithm converged.	NE	NE	0,1595	NSI	NE	Algorithm converged.	NE	NE
Cardiac disorders	Aortic valve stenosis	n/a	632	100,0	1	0,2	625	100,0	0	0,0	.	.	Quasi-complete separation of data points detected.	.	.	.	WARNING: The relative Hessian convergence criterion of 83.9140427066 is greater than the limit of 0.0001. The convergence is questionable.	.	.	NE	Algorithm converged.	NE	NE	0,3200	NSI	NE	Algorithm converged.	NE	NE
Cardiac disorders	Arrhythmia	n/a	632	100,0	7	1,1	625	100,0	5	0,8	1,38	.	Convergence criterion (GCONV=1E-8) satisfied.	0,18	21,30	0,002	Algorithm converged.	-0,006	0,007	1,38	Algorithm converged.	0,18	21,70	0,5699	NSI	0,51	Algorithm converged.	0,05	5,56
Cardiac disorders	Arteriosclerosis coronary artery	n/a	632	100,0	0	0,0	625	100,0	1	0,2	.	.	Quasi-complete separation of data points detected.	.	.	.	WARNING: The relative Hessian convergence criterion of 90.6446642276 is greater than the limit of 0.0001. The convergence is questionable.	.	.	0,00	Algorithm converged.	0,00	NE	0,3146	NSI	>999,99	Algorithm converged.	0,00	NE
Cardiac disorders	Atrial fibrillation	n/a	632	100,0	2	0,3	625	100,0	0	0,0	.	.	Quasi-complete separation of data points detected.	.	.	.	ERROR: The mean parameter is either invalid or at a limit of its range for some observations.	.	.	NE	Algorithm converged.	NE	NE	0,1595	NSI	NE	Algorithm converged.	NE	NE
Cardiac disorders	Atrioventricular block	n/a	632	100,0	0	0,0	625	100,0	1	0,2	.	.	Quasi-complete separation of data points detected.	.	.	.	WARNING: The relative Hessian convergence criterion of 90.6446642276 is greater than the limit of 0.0001. The convergence is questionable.	.	.	0,00	Algorithm converged.	0,00	NE	0,3146	NSI	>999,99	Algorithm converged.	0,00	NE
Cardiac disorders	Atrioventricular block complete	n/a	632	100,0	1	0,2	625	100,0	1	0,2	0,99	.	Convergence criterion (GCONV=1E-8) satisfied.	0,06	15,84	0,000	Algorithm converged.	-0,004	0,004	0,99	Algorithm converged.	0,06	15,79	0,9937	NSI	1,01	Algorithm converged.	0,06	16,13
Cardiac disorders	Atrioventricular block second degree	n/a	632	100,0	1	0,2	625	100,0	0	0,0	.	.	Quasi-complete separation of data points detected.	.	.	.	WARNING: The relative Hessian convergence criterion of 90.6446642276 is greater than the limit of 0.0001. The convergence is questionable.	.	.	0,00	Algorithm converged.	0,00	NE	0,3146	NSI	>999,99	Algorithm converged.	0,00	NE
Cardiac disorders	Cardiac arrest	n/a	632	100,0	1	0,2	625	100,0	1	0,2	0,99	.	Convergence criterion (GCONV=1E-8) satisfied.	0,06	15,84	0,000	Algorithm converged.	-0,004	0,004	0,99	Algorithm converged.	0,06	15,79	0,9937	NSI	1,01	Algorithm converged.	0,06	16,13
Cardiac disorders	Cardiac failure	n/a	632	100,0	5	0,8	625	100,0	2	0,3	2,49	.	Convergence criterion (GCONV=1E-8) satisfied.	0,36	3,81	0,003	Algorithm converged.	-0,003	0,012	2,49	Algorithm converged.	0,36	3,83	0,7783	NSI	0,39	Algorithm converged.	0,04	3,79
Cardiac disorders	Cardiac failure acute	n/a	632	100,0	1	0,2	625	100,0	0	0,0	.	.	Quasi-complete separation of data points detected.	.	.	.	WARNING: The relative Hessian convergence criterion of 90.6446642276 is greater than the limit of 0.0001. The convergence is questionable.	.	.	0,00	Algorithm converged.	0,00	NE	0,3146	NSI	>999,99	Algorithm converged.	0,00	NE
Cardiac disorders	Cardiac failure chronic	n/a	632	100,0	1	0,2	625	100,0	1	0,2	0,99	.	Convergence criterion (GCONV=1E-8) satisfied.	0,06	15,84	0,000	Algorithm converged.	-0,004	0,004	0,99	Algorithm converged.	0,06	15,79	0,9937	NSI	1,01	Algorithm converged.	0,06	16,13
Cardiac disorders	Cardiac failure congestive	n/a	632	100,0	7	1,1	625	100,0	7	1,1	0,99	.	Convergence criterion (GCONV=1E-8) satisfied.	0,34	2,84	0,000	Algorithm converged.	-0,012	0,011	0,99	Algorithm converged.	0,35	2,80	0,9833	NSI	1,01	Algorithm converged.	0,36	2,87
Cardiac disorders	Cardio-respiratory arrest	n/a	632	100,0	0	0,0	625	100,0	1	0,2	.	.	Quasi-complete separation of data points detected.	.	.	.	WARNING: The relative Hessian convergence criterion of 90.6446642276 is greater than the limit of 0.0001. The convergence is questionable.	.	.	0,00	Algorithm converged.	0,00	NE	0,3146	NSI	>999,99	Algorithm converged.	0,00	NE
Cardiac disorders	Cardiopulmonary failure	n/a	632	100,0	1	0,2	625	100,0	0	0,0	.	.	Quasi-complete separation of data points detected.	.	.	.	WARNING: The relative Hessian convergence criterion of 83.9140427066 is greater than the limit of 0.0001. The convergence is questionable.	.	.	NE	Algorithm converged.	NE	NE	0,3200	NSI	NE	Algorithm converged.	NE	NE
Cardiac disorders	Cardiovascular disorder	n/a	632	100,0	1	0,2	625	100,0	0	0,0	.	.	Quasi-complete separation of data points detected.	.	.	.	WARNING: The relative Hessian convergence criterion of 83.9140427066 is greater than the limit of 0.0001. The convergence is questionable.	.	.	NE	Algorithm converged.	NE	NE	0,3200	NSI	NE	Algorithm converged.	NE	NE
Cardiac disorders	Chronic left ventricular failure	n/a	632	100,0	2	0,3	625	100,0	0	0,0	.	.	Quasi-complete separation of data points detected.	.	.	.	ERROR: The mean parameter is either invalid or at a limit of its range for some observations.	.	.	NE	Algorithm converged.	NE	NE	0,1595	NSI	NE	Algorithm converged.	NE	NE
Cardiac disorders	Coronary artery disease	n/a	632	100,0	6	0,9	625	100,0	2	0,3	3,19	.	Convergence criterion (GCONV=1E-8) satisfied.	0,36	3,81	0,004	Algorithm converged.	-0,009	0,013	3,19	Algorithm converged.	0,36	3,83	0,7783	NSI	0,39	Algorithm converged.	0,04	3,79
Cardiac disorders	Hypertensive heart disease	n/a	632	100,0	1	0,2	625	100,0	1	0,2	.	.	Quasi-complete separation of data points detected.	.	.	.	WARNING: The relative Hessian convergence criterion of 90.6446642276 is greater than the limit of 0.0001. The convergence is questionable.	.	.	0,00	Algorithm converged.	0,00	NE	0,3146	NSI	>999,99	Algorithm converged.	0,00	NE
Cardiac disorders	Ischaemic cardiomyopathy	n/a	632	100,0	1	0,2	625	100,0	0	0,0	.	.	Quasi-complete separation of data points detected.	.	.	.	WARNING: The relative Hessian convergence criterion of 78.977922547 is greater than the limit of 0.0001. The convergence is questionable.	.	.	NE	Algorithm converged.	NE	NE	0,3200	NSI	NE	Algorithm converged.	NE	NE
Cardiac disorders	Myocardial infarction	n/a	632	100,0	9	1,4	625	100,0	7	1,1	0,80	.	Convergence criterion (GCONV=1E-8) satisfied.	0,34	2,29	-0,002	Algorithm converged.	-0,011	0,011	0,80	Algorithm converged.	0,34	2,26	0,7893	NSI	1,14	Algorithm converged.	0,44	2,93
Cardiac disorders	Myocardial ischaemia	n/a	632	100,0	1	0,2	625	100,0	1	0,2	0,99	.	Convergence criterion (GCONV=1E-8) satisfied.	0,06	15,84	0,000	Algorithm converged.	-0,004	0,004	0,99	Algorithm converged.	0,06	15,79	0,9937	NSI	1,01	Algorithm converged.	0,06	16,13
Cardiac disorders	Ventricular fibrillation	n/a	632	100,0	1	0,2	625	100,0	1	0,2	.	.	Quasi-complete separation of data points detected.	.	.	.	WARNING: The relative Hessian convergence criterion of 90.6446642276 is greater than the limit of 0.0001. The convergence is questionable.	.	.	0,00	Algorithm converged.	0,00	NE	0,3146	NSI	>999,99	Algorithm converged.	0,00	NE
Ear and labyrinth disorders		n/a	632	100,0	2	0,3	625	100,0	0	0,0	.	.	Quasi-complete separation of data points detected.	.	.	.	ERROR: The mean parameter is either invalid or at a limit of its range for some observations.	.	.	NE	Algorithm converged.	NE	NE	0,1595	NSI	NE	Algorithm converged.	NE	NE
Ear and labyrinth disorders	Sudden hearing loss	n/a	632	100,0	1	0,2	625	100,0	0	0,0	.	.	Quasi-complete separation of data points detected.	.	.	.	WARNING: The relative Hessian convergence criterion of 83.9140427066 is greater than the limit of 0.0001. The convergence is questionable.	.	.	NE	Algorithm converged.	NE	NE	0,3200	NSI	NE	Algorithm converged.	NE	NE
Ear and labyrinth disorders	Vestibular disorder	n/a	632	100,0	1	0,2	625	100,0	0	0,0	.	.	Quasi-complete separation of data points detected.	.	.	.	WARNING: The relative Hessian convergence criterion of 83.9140427066 is greater than the limit of 0.0001. The convergence is questionable.	.	.	NE	Algorithm converged.	NE	NE	0,3200	NSI	NE	Algorithm converged.	NE	NE
Endocrine disorders		n/a	632	100,0	0	0,0	625	100,0	1	0,2	.	.	Quasi-complete separation of data points detected.	.	.	.	WARNING: The relative Hessian convergence criterion of 83.9140427066 is greater than the limit of 0.0001. The convergence is questionable.	.	.	0,00	Algorithm converged.	0,00	NE	0,3146	NSI	>999,99	Algorithm converged.	0,00	NE
Endocrine disorders	Hyperplasia adrenal	n/a	632	100,0	0	0,0	625	100,0	1	0,2	.	.	Quasi-complete separation of data points detected.	.	.	.	WARNING: The relative Hessian convergence criterion of 90.6446642276 is greater than the limit of 0.0001. The convergence is questionable.	.	.	0,00	Algorithm converged.	0,00	NE	0,3146	NSI	>999,99	Algorithm converged.	0,00	NE
Eye disorders		n/a	632	100,0	45	7,1	625	100,0	32	5,1	1,42	.	Convergence criterion (GCONV=1E-8) satisfied.	0,89	2,27	0,020	Algorithm converged.	-0,008	0,048	1,39	Algorithm converged.	0,90	2,19	0,1394	NSI	0,72	Algorithm converged.	0,46	1,12
Eye disorders	Angle closure glaucoma	n/a	632	100,0	1	0,2	625	100,0	1	0,2	0,99	.	Convergence criterion (GCONV=1E-8) satisfied.	0,06	15,84	0,000	Algorithm converged.	-0,004	0,004	0,99	Algorithm converged.	0,06	15,79	0,9937	NSI	1,01	Algorithm converged.	0,06	16,13
Eye disorders	Cataract	n/a	632	100,0	10	1,6	625	100,0	10	1,6	0,99	.	Convergence criterion (GCONV=1E-8) satisfied.	0,41	2,39	0,000	Algorithm converged.	-0,014	0,014	0,99	Algorithm converged.	0,41	2,38	0,9800	NSI	1,01	Algorithm converged.	0,42	2,41
Eye disorders	Cataract nuclear	n/a	632	100,0	3	0,5	625	100,0	2	0,3	.	.	Quasi-complete separation of data points detected.	.	.	.	WARNING: The relative Hessian convergence criterion of 90.6446642276 is greater than the limit of 0.0001. The convergence is questionable.	.	.	0,00	Algorithm converged.	0,00	NE	0,3146	NSI	>999,99	Algorithm converged.	0,00	NE
Eye disorders	Cataract subcapsular	n/a	632	100,0	1	0,2	625	100,0	3	0,5	0,49	.	Convergence criterion (GCONV=1E-8) satisfied.	0,04	5,46	-0,002	Algorithm converged.	-0,007	0,004	0,49	Algorithm converged.	0,04	5,46	0,5569	NSI	2,02	Algorithm converged.	0,18	22,25
Eye disorders	Diabetic eye disease	n/a	632	100,0	1	0,2	625	100,0	0	0,0	.	.	Quasi-complete separation of data points detected.	.	.	.	WARNING: The relative Hessian convergence criterion of 78.977922547 is greater than the limit of 0.0001. The convergence is questionable.	.	.	NE	Algorithm converged.	NE	NE	0,3200	NSI	NE	Algorithm converged.	NE	NE
Eye disorders	Diabetic retinal oedema	n/a	632	100,0	4	0,6	625	100,0	2	0,3	1,92	.	Convergence criterion (GCONV=1E-8) satisfied.	0,29	5,92	0,000	Algorithm converged.	-0,007	0,010	1,93	Algorithm converged.	0,30	5,87	0,7158	NSI	0,52	Algorithm converged.	0,06	3,27
Eye disorders	Diabetic retinopathy	n/a	632	100,0	4	0,6	625	100,0	5	0,8	0,79	.	Convergence criterion (GCONV=1E-8) satisfied.	0,21	2,95	-0,002	Algorithm converged.	-0,011	0,008	0,79	Algorithm converged.	0,21	2,93	0,7255	NSI	1,26	Algorithm converged.	0,34	4,69
Eye disorders	Eye haemorrhage	n/a	632	100,0	1	0,2	625	100,0	0	0,0	.	.	Quasi-complete separation of data points detected.	.	.	.	WARNING: The relative Hessian convergence criterion of 83.9140427066 is greater than the limit of 0.0001. The convergence is questionable.	.	.	NE	Algorithm converged.	NE	NE	0,3200	NSI	NE	Algorithm converged.	NE	NE
Eye disorders	Glaucoma	n/a	632	100,0	1	0,2	625	100,0	0	0,0	.	.	Quasi-complete separation of data points detected.	.	.	.	WARNING: The relative Hessian convergence criterion of 83.9140427066 is greater than the limit of 0.0001. The convergence is questionable.	.	.	NE	Algorithm converged.	NE	NE	0,3200	NSI	NE	Algorithm converged.	NE	NE
Eye disorders	Iridocyclitis	n/a	632	100,0	0	0,0	625	100,0	1	0,2	.	.	Quasi-complete separation of data points detected.	.	.	.	WARNING: The relative Hessian convergence criterion of 90.6446642276 is greater than the limit of 0.0001. The convergence is questionable.	.	.	0,00	Algorithm converged.	0,00	NE	0,3146	NSI	>999,99	Algorithm converged.	0,00	NE
Eye disorders	Macular fibrosis	n/a	632	100,0	2	0,3	625	100,0	2	0,3	1,49	.	Convergence criterion (GCONV=1E-8) satisfied.	0,25	8,92	0,002	Algorithm converged.	-0,005	0,008	1,49	Algorithm converged.	0,25	8,85	0,6632	NSI	0,67	Algorithm converged.	0,11	4,02
Eye disorders	Macular oedema	n/a	632	100,0	1	0,2	625	100,0	0	0,0	.	.	Quasi-complete separation of data points detected.	.	.	.	WARNING: The relative Hessian convergence criterion of 78.977922547 is greater than the limit of 0.0001. The convergence is questionable.	.	.	NE	Algorithm converged.	NE	NE	0,3200	NSI	NE	Algorithm converged.	NE	NE
Eye disorders	Ocular hypertension	n/a	632	100,0	1	0,2	625	100,0	0	0,0	.	.	Quasi-complete separation of data points detected.	.	.	.	WARNING: The relative Hessian convergence criterion of 83.9140427066 is greater than the limit of 0.0001. The convergence is questionable.	.	.	NE	Algorithm converged.	NE	NE	0,3200	NSI	NE	Algorithm converged.	NE	NE
Eye disorders	Ocular ischaemic syndrome	n/a	632	100,0	1	0,2	625	100,0	0	0,0	.	.	Quasi-complete separation of data points detected.	.	.	.	WARNING: The relative Hessian convergence criterion of 83.9140427066 is greater than the limit of 0.0001. The convergence is questionable.	.	.	NE	Algorithm converged.	NE	NE	0,3200	NSI	NE	Algorithm converged.	NE	NE
Eye disorders	Open angle glaucoma	n/a	632	100,0	1	0,2	625	100,0	0	0,0	.	.	Quasi-complete separation of data points detected.	.	.	.	WARNING: The relative Hessian convergence criterion of 83.9140427066 is greater than the limit of 0.0001. The convergence is questionable.	.	.	NE	Algorithm converged.	NE	NE	0,3200	NSI	NE	Algorithm converged.	NE	NE
Eye disorders	Optic ischaemic neuropathy	n/a	632	100,0	1	0,2	625	100,0	1	0,2	.	.	Quasi-complete separation of data points detected.	.	.	.	WARNING: The relative Hessian convergence criterion of 90.6446642276 is greater than the limit of 0.0001. The convergence is questionable.	.	.	0,00	Algorithm converged.	0,00	NE	0,3146	NSI	>999,99	Algorithm converged.	0,00	NE
Eye disorders	Posterior capsule opacification	n/a	632	100,0	1	0,2	625	100,0	0	0,0	.	.	Quasi-complete separation of data points detected.	.	.	.	WARNING: The relative Hessian convergence criterion of 78.977922547 is greater than the limit of 0.0001. The convergence is questionable.	.	.	NE	Algorithm converged.	NE	NE	0,3200	NSI	NE	Algorithm converged.	NE	NE
Eye disorders	Retinal artery occlusion	n/a	632	100,0	1	0,2	625	100,0	3	0,5	0,33	.	Convergence criterion (GCONV=1E-8) satisfied.	0,03	3,17	-0,003	Algorithm converged.	-0,008	0,003	0,33	Algorithm converged.	0,03	3,16	0,3114	NSI	3,03	Algorithm converged.	0,30	29,58
Eye disorders	Retinal degeneration	n/a	632	100,0	1	0,2	625	100,0	0	0,0	.	.	Quasi-complete separation of data points detected.	.	.	.	WARNING: The relative Hessian convergence criterion of 78.977922547 is greater than the limit of 0.0001. The convergence is questionable.	.	.	NE	Algorithm converged.	NE	NE	0,3200	NSI	NE	Algorithm converged.	NE	NE
Eye disorders	Retinal haemorrhage	n/a	632	100,0	2	0,3	625	100,0	0	0,0	.	.	Quasi-complete separation of data points detected.	.	.	.	ERROR: The mean parameter is either invalid or at a limit of its range for some observations.	.	.	NE	Algorithm converged.	NE	NE	0,1595	NSI	NE	Algorithm converged.	NE	NE
Eye disorders	Retinal neovascularisation	n/a	632	100,0	0	0,0	625	100,0	1	0,2	.	.	Quasi-complete separation of data points detected.	.	.	.	WARNING: The relative Hessian convergence criterion of 90.6446642276 is greater than the limit of 0.0001. The convergence is questionable.	.	.	0,00	Algorithm converged.	0,00	NE	0,3146	NSI	>999,99	Algorithm converged.	0,00	NE
Eye disorders	Retinal tear	n/a	632	100,0	0	0,0	625	100,0	0	0,0	.	.	Quasi-complete separation of data points detected.	.	.	.	WARNING: Negative of Hessian not positive definite.	.	.	NE	Algorithm converged.	NE	NE	0,0847	NSI	NE	Algorithm converged.	NE	NE
Eye disorders	Retinal vein occlusion	n/a	632	100,0	0	0,0	625	100,0	1	0,2	.	.	Quasi-complete separation of data points detected.	.	.	.	WARNING: Negative of Hessian not positive definite.	.	.	NE	Algorithm converged.	NE	NE	0,0847	NSI	NE	Algorithm converged.	NE	NE
Eye disorders	Uveitic glaucoma	n/a	632	100,0	1	0,2	625	100,0	0	0,0	.	.	Quasi-complete separation of data points detected.	.	.	.	WARNING: The relative Hessian convergence criterion of 83.9140427066 is greater than the limit of 0.0001. The convergence is questionable.	.	.	NE	Algorithm converged.	NE	NE	0,3200	NSI	NE	Algorithm converged.	NE	NE
Eye disorders	Uveitis	n/a	632	100,0	4	0,6	625	100,0	0	0,0	.	.	Quasi-complete separation of data points detected.	.	.	.	ERROR: The mean parameter is either invalid or at a limit of its range for some observations.	.	.	NE	Algorithm converged.	NE	NE	0,0465	NSI	NE	Algorithm converged.	NE	NE
Eye disorders	Visual acuity reduced	n/a	632	100,0	6	0,9	625	100,0	2	0,3	2,99	.	Convergence criterion (GCONV=1E-8) satisfied.	0,06	15,84	0,000	Algorithm converged.	-0,004	0,004	2,99	Algorithm converged.	0,06	15,79	0,9937	NSI	1,01	Algorithm converged.	0,06	16,13
Eye disorders	Visual impairment	n/a	632	100,0	2	0,3	625	100,0	0	0,0	.	.	Quasi-complete separation of data points detected.	.	.	.	ERROR: The mean parameter is either invalid or at a limit of its range for some observations.	.	.	NE	Algorithm converged.	NE	NE	0,1595	NSI	NE	Algorithm converged.	NE	NE
Eye disorders	Vitreous haemorrhage	n/a	632	100,0	2	0,3	625	100,0	3	0,5	0,66	.	Convergence criterion (GCONV=1E-8) satisfied.	0,11	3,95	-0,002	Algorithm converged.	-0,008	0,003	0,66	Algorithm converged.	0,11	3,93	0,6452	NSI	1,52	Algorithm converged.	0,25	9,05
Gastrointestinal disorders		n/a	632	100,0	9	1,4	625	100,0	5	0,8	1,14	.	Convergence criterion (GCONV=1E-8) satisfied.	0,34	2,29	-0,002	Algorithm converged.	-0,011	0,011	0,80	Algorithm converged.	0,34	2,26	0,7893	NSI	1,14	Algorithm converged.	0,44	2,93
Gastrointestinal disorders	Abnormal faeces	n/a	632	100,0	0	0,0	625	100,0	1	0,2	.	.	Quasi-complete separation of data points detected.	.	.	.	WARNING: The relative Hessian convergence criterion of 90.6446642276 is greater than the limit of 0.0001. The convergence is questionable.	.	.	0,00	Algorithm converged.	0,00	NE	0,3146	NSI	>999,99	Algorithm converged.	0,00	NE
Gastrointestinal disorders	Ascites	n/a	632	100,0	0	0,0	625	100,0	1	0,2	.	.	Quasi-complete separation of data points detected.	.	.	.	WARNING: The relative Hessian convergence criterion of 90.6446642276 is greater than the limit of 0.0001. The convergence is questionable.	.	.	0,00	Algorithm converged.	0,00	NE	0,3146	NSI	>999,99	Algorithm converged.	0,00	NE
Gastrointestinal disorders	Colitis ulcerative	n/a	632	100,0	0	0,0	625	100,0	1	0,2	.	.	Quasi-complete separation of data points detected.	.	.	.	WARNING: The relative Hessian convergence criterion of 83.9140427066 is greater than the limit of 0.0001. The convergence is questionable.	.	.	NE	Algorithm converged.	NE	NE	0,3200	NSI	NE	Algorithm converged.	NE	NE
Gastrointestinal disorders	Diabetic gastroparesis	n/a	632	100,0	1	0,2	625	100,0	1	0,2	0,99	.	Convergence criterion (GCONV=1E-8) satisfied.	0,06	15,84	0,000	Algorithm converged.	-0,004	0,004	0,99	Algorithm converged.	0,06	15,79	0,9937	NSI	1,01	Algorithm converged.	0,06	16,13
Gastrointestinal disorders	Gastrointestinal dysplasia	n/a	632	100,0	0	0,0	625	100,0	1	0,2	.	.	Quasi-complete separation of data points detected.	.	.	.	WARNING: The relative Hessian convergence criterion of 90.6446642276 is greater than the limit of 0.0001. The convergence is questionable.	.	.	0,00	Algorithm converged.	0,00	NE	0,3146	NSI	>999,99	Algorithm converged.	0,00	NE
Gastrointestinal disorders	Gastrointestinal haemorrhage	n/a	632	100,0	1	0,2	625	100,0	0	0,0	.	.	Quasi-complete separation of data points detected.	.	.	.	WARNING: The relative Hessian convergence criterion of 78.977922547 is greater than the limit of 0.0001. The convergence is questionable.	.	.	NE	Algorithm converged.	NE	NE	0,3200	NSI	NE	Algorithm converged.	NE	NE
Gastrointestinal disorders	Gastrooesophageal reflux disease	n/a	632	100,0	0	0,0	625	100,0	1	0,2	.	.	Quasi-complete separation of data points detected.	.	.	.	WARNING: The relative Hessian convergence criterion of 90.6446642276 is greater than the limit of 0.0001. The convergence is questionable.	.	.	0,00	Algorithm converged.	0,00	NE	0,3146	NSI	>999,99	Algorithm converged.	0,00	NE
Gastrointestinal disorders	Intestinal ischaemia	n/a	632	100,0	0	0,0	625	100,0	1	0,2	.	.	Quasi-complete separation of data points detected.	.	.	.	WARNING: The relative Hessian convergence criterion of 90.6446642276 is greater than the limit of 0.0001. The convergence is questionable.	.	.	0,00	Algorithm converged.	0,00	NE	0,3146	NSI	>999,99	Algorithm converged.	0,00	NE
Gastrointestinal disorders	Intra-abdominal haematoma	n/a	632	100,0	1	0,2	625	100,0	0	0,0	.	.	Quasi-complete separation of data points detected.	.	.	.	WARNING: The relative Hessian convergence criterion of 78.977922547 is greater than the limit of 0.0001. The convergence is questionable.	.	.	NE	Algorithm converged.	NE	NE	0,3200	NSI	N

| | | |



Vascular disorders	Arteriosclerosis	n/a	632	100,0	1	0,2	625	100,0	0	0,0		*	Quasi-complete separation of data points detected.				*	WARNING: The relative Hessian convergence criterion of 83.914042706 is greater than the limit of 0.0001. The convergence is questionable.			NE	Algorithm converged.	NE	NE	0,3250	NE	NE	Algorithm converged.	NE	NE
Vascular disorders	Blood pressure inadequately controlled	n/a	632	100,0	0	0,0	625	100,0	1	0,2		*	Quasi-complete separation of data points detected.				*	WARNING: The relative Hessian convergence criterion of 90.644644276 is greater than the limit of 0.0001. The convergence is questionable.			0,00	Algorithm converged.	0,00	NE	0,3146	NE	>999,99	Algorithm converged.	0,00	NE
Vascular disorders	Circulatory collapse	n/a	632	100,0	0	0,0	625	100,0	1	0,2		*	Quasi-complete separation of data points detected.				*	WARNING: The relative Hessian convergence criterion of 90.644644276 is greater than the limit of 0.0001. The convergence is questionable.			0,00	Algorithm converged.	0,00	NE	0,3146	NE	>999,99	Algorithm converged.	0,00	NE
Vascular disorders	Deep vein thrombosis	n/a	632	100,0	0	0,0	625	100,0	0	0,0		*	Quasi-complete separation of data points detected.				*	WARNING: Negative of Hessian not positive definite.			0,00	Algorithm converged.	0,00	NE	0,1548	NE	>999,99	Algorithm converged.	0,00	NE
Vascular disorders	Extremity necrosis	n/a	632	100,0	1	0,2	625	100,0	0	0,0		*	Quasi-complete separation of data points detected.				*	WARNING: The relative Hessian convergence criterion of 83.914042706 is greater than the limit of 0.0001. The convergence is questionable.			NE	Algorithm converged.	NE	NE	0,3200	NE	NE	Algorithm converged.	NE	NE
Vascular disorders	Haematoma	n/a	632	100,0	1	0,2	625	100,0	1	0,2	0,99		Convergence criterion (GCONV=1E-8) satisfied.	0,06	15,84	0,000		Algorithm converged.	-0,004	0,004	0,99	Algorithm converged.	0,06	15,78	0,9937	NE	1,01	Algorithm converged.	0,06	16,13
Vascular disorders	Hypertension	n/a	632	100,0	1	0,2	625	100,0	4	0,6	0,25		Convergence criterion (GCONV=1E-8) satisfied.	0,03	2,21	-0,000		Algorithm converged.	-0,010	0,003	0,25	Algorithm converged.	0,03	2,21	0,1750	NE	4,56	Algorithm converged.	0,43	36,09
Vascular disorders	Hypertensive crisis	n/a	632	100,0	1	0,2	625	100,0	0	0,0		*	Quasi-complete separation of data points detected.				*	WARNING: The relative Hessian convergence criterion of 83.914042706 is greater than the limit of 0.0001. The convergence is questionable.			NE	Algorithm converged.	NE	NE	0,3200	NE	NE	Algorithm converged.	NE	NE
Vascular disorders	Hypertensive urgency	n/a	632	100,0	0	0,0	625	100,0	2	0,3		*	Quasi-complete separation of data points detected.				*	WARNING: Negative of Hessian not positive definite.			0,00	Algorithm converged.	0,00	NE	0,1548	NE	>999,99	Algorithm converged.	0,00	NE
Vascular disorders	Hypotension	n/a	632	100,0	2	0,3	625	100,0	2	0,3	0,99		Convergence criterion (GCONV=1E-8) satisfied.	0,14	7,64	0,000		Algorithm converged.	-0,004	0,004	0,99	Algorithm converged.	0,14	7,59	0,9911	NE	1,01	Algorithm converged.	0,14	7,16
Vascular disorders	Orthostatic hypotension	n/a	632	100,0	0	0,0	625	100,0	1	0,2		*	Quasi-complete separation of data points detected.				*	WARNING: The relative Hessian convergence criterion of 90.644644276 is greater than the limit of 0.0001. The convergence is questionable.			0,00	Algorithm converged.	0,00	NE	0,3146	NE	>999,99	Algorithm converged.	0,00	NE
Vascular disorders	Peripheral arterial occlusive disease	n/a	632	100,0	1	0,2	625	100,0	1	0,2	0,99		Convergence criterion (GCONV=1E-8) satisfied.	0,06	15,84	0,000		Algorithm converged.	-0,004	0,004	0,99	Algorithm converged.	0,06	15,78	0,9937	NE	1,01	Algorithm converged.	0,06	16,13
Vascular disorders	Peripheral artery stenosis	n/a	632	100,0	1	0,2	625	100,0	1	0,2	0,99		Convergence criterion (GCONV=1E-8) satisfied.	0,06	15,84	0,000		Algorithm converged.	-0,004	0,004	0,99	Algorithm converged.	0,06	15,78	0,9937	NE	1,01	Algorithm converged.	0,06	16,13
Vascular disorders	Varicose vein	n/a	632	100,0	1	0,2	625	100,0	0	0,0		*	Quasi-complete separation of data points detected.				*	WARNING: The relative Hessian convergence criterion of 83.914042706 is greater than the limit of 0.0001. The convergence is questionable.			NE	Algorithm converged.	NE	NE	0,3200	NE	NE	Algorithm converged.	NE	NE

Test for interaction based on RR (Log-binomial regression)
* indicates convergence problem. Result is uninterpretable.
Clinical cut-off: YOUEMOTE 01NOV2021 and RHINE 28OCT2021

Program: root/global/globalshare/morse_macros/current/prod/program/t_ae_raw_soc.sas
Output: root/clinical_studies/RO6867461/CO70122/share/ACE_pool_SMQ_CSS_Final/prod/output_saf_bc/t_ae_raw_soc_sq_SAE_SERC_OCTNOV2021_SME.xls
15MAR2022 17:19

POPULATION: Safety-Evaluable Population B vs. C
ENDPOINT: Any SAEs throughout the Entire Study
MODEL: Unstratified analysis
STUDY: GR40349 & GR40398
Dichotomous Analysis by Subgroups (Safety)

Study

			Faricimab (FTI) (N=632)				Aflibercept (N=625)				Faricimab (FTI) vs. Aflibercept														Aflibercept vs. Faricimab (FTI)		
			Patients		Patients with Event		Patients		Patients with Event		Odds Ratio				Absolute Risk Difference								Relative Risk				Relative Risk			
MedDRA System Organ Class	MedDRA Preferred Term	Level	n	%	n	%	n	%	n	%	Odds Ratio	Convergence Reason	95% Lower CL	95% Upper CL	Absolute Risk	Convergence Reason	95% Lower CL	95% Upper CL	Relative Risk	Convergence Reason	95% Lower CL	95% Upper CL	p-value (Cochran Mantel-Haenszel)	Interaction Test p-value (likelihood ratio)	Relative Risk	Convergence Reason	95% Lower CL	95% Upper CL
Blood and lymphatic system disorders		Rhine	319	50,5	3	0,9	314	50,2	4	1,3	0,74	Convergence criterion (GCONV=1E-8) satisfied.	0,16	3,31	-0,003	Algorithm converged.	-0,020	0,015	0,74	Algorithm converged.	0,17	3,27	0,6886	0,7892	1,25	Algorithm converged.	0,21	6,02
Blood and lymphatic system disorders		Yosemite	313	49,5	3	1,0	311	49,8	3	1,0	0,99	Convergence criterion (GCONV=1E-8) satisfied.	0,20	4,96	0,000	Algorithm converged.	-0,015	0,015	0,99	Algorithm converged.	0,21	4,83	0,9937		1,01	Algorithm converged.	0,20	4,95
Blood and lymphatic system disorders	Anaemia	Rhine	319	50,5	2	0,6	314	50,2	3	1,0	0,65	Convergence criterion (GCONV=1E-8) satisfied.	0,11	3,94	-0,003	Algorithm converged.	-0,017	0,011	0,66	Algorithm converged.	0,11	3,90	0,6410	0,7580	1,53	Algorithm converged.	0,26	9,08
Blood and lymphatic system disorders	Anaemia	Yosemite	313	49,5	2	0,6	311	49,8	2	0,6	0,99	Convergence criterion (GCONV=1E-8) satisfied.	0,14	7,10	0,000	Algorithm converged.	-0,013	0,012	0,99	Algorithm converged.	0,14	7,01	0,9949		1,01	Algorithm converged.	0,14	7,10
Blood and lymphatic system disorders	Anaemia of chronic disease	Rhine	319	50,5	0	0,0	314	50,2	0	0,0	NE		NE	NE	NE	NE	NE	NE	NE	NE	NE	NE	NE		NE	NE	NE	NE
Blood and lymphatic system disorders	Anaemia of chronic disease	Yosemite	313	49,5	0	0,0	311	49,8	1	0,3	*	Quasi-complete separation of data points detected.				ERROR: The mean parameter is either invalid or at a limit of its range for some observations.			0,00	Algorithm converged.	0,00	NE	0,3158		>999,99	Algorithm converged.	0,00	NE
Blood and lymphatic system disorders	Lymphadenopathy	Rhine	319	50,5	0	0,0	314	50,2	0	0,0	NE		NE	NE	NE	NE	NE	NE	NE	NE	NE	NE	NE		NE	NE	NE	NE
Blood and lymphatic system disorders	Lymphadenopathy	Yosemite	313	49,5	1	0,3	311	49,8	0	0,0	*	Quasi-complete separation of data points detected.				WARNING: Negative of Hessian not positive definite.			NE	Algorithm converged.	NE	NE	0,3189		NE	Algorithm converged.	NE	NE
Blood and lymphatic system disorders	Lymphadenopathy mediastinal	Rhine	319	50,5	1	0,3	314	50,2	0	0,0	*	Quasi-complete separation of data points detected.				WARNING: Negative of Hessian not positive definite.			NE	Algorithm converged.	NE	NE	0,3211		NE	Algorithm converged.	NE	NE
Blood and lymphatic system disorders	Lymphadenopathy mediastinal	Yosemite	313	49,5	0	0,0	311	49,8	0	0,0	NE		NE	NE	NE	NE	NE	NE	NE	NE	NE	NE	NE		NE	NE	NE	NE
Blood and lymphatic system disorders	Microcytic anaemia	Rhine	319	50,5	0	0,0	314	50,2	1	0,3	*	Quasi-complete separation of data points detected.				ERROR: The mean parameter is either invalid or at a limit of its range for some observations.			0,00	Algorithm converged.	0,00	NE	0,3135	NE	>999,99	Algorithm converged.	0,00	NE
Blood and lymphatic system disorders	Microcytic anaemia	Yosemite	313	49,5	0	0,0	311	49,8	0	0,0	NE		NE	NE	NE	NE	NE	NE	NE	NE	NE	NE	NE		NE	NE	NE	NE
Cardiac disorders		Rhine	319	50,5	20	6,3	314	50,2	20	6,4	0,98	Convergence criterion (GCONV=1E-8) satisfied.	0,52	1,87	-0,001	Algorithm converged.	-0,039	0,037	0,98	Algorithm converged.	0,54	1,79	0,9589	0,8468	1,02	Algorithm converged.	0,56	1,84
Cardiac disorders		Yosemite	313	49,5	21	6,7	311	49,8	23	7,4	0,90	Convergence criterion (GCONV=1E-8) satisfied.	0,49	1,66	-0,007	Algorithm converged.	-0,047	0,033	0,91	Algorithm converged.	0,51	1,60	0,7380		1,10	Algorithm converged.	0,62	1,98
Cardiac disorders	Acute coronary syndrome	Rhine	319	50,5	1	0,3	314	50,2	0	0,0	*	Quasi-complete separation of data points detected.				WARNING: The relative Hessian convergence criterion of 49.510817054 is greater than the limit of 0.0001. The convergence is questionable.			NE	Algorithm converged.	NE	NE	0,3211		NE	Algorithm converged.	NE	NE
Cardiac disorders	Acute coronary syndrome	Yosemite	313	49,5	0	0,0	311	49,8	0	0,0	NE		NE	NE	NE	NE	NE	NE	NE	NE	NE	NE	NE		NE	NE	NE	NE
Cardiac disorders	Acute left ventricular failure	Rhine	319	50,5	0	0,0	314	50,2	0	0,0	NE		NE	NE	NE	NE	NE	NE	NE	NE	NE	NE	1,0000		NE	NE	NE	NE
Cardiac disorders	Acute left ventricular failure	Yosemite	313	49,5	1	0,3	311	49,8	2	0,6	0,50	Convergence criterion (GCONV=1E-8) satisfied.	0,04	5,49	-0,003	Algorithm converged.	-0,014	0,008	0,50	Algorithm converged.	0,03	5,45	0,5593		2,01	Algorithm converged.	0,18	22,08
Cardiac disorders	Acute myocardial infarction	Rhine	319	50,5	1	0,3	314	50,2	3	1,0	0,33	Convergence criterion (GCONV=1E-8) satisfied.	0,03	3,25	-0,006	Algorithm converged.	-0,019	0,006	0,33	Algorithm converged.	0,03	3,14	0,3086	0,5416	3,05	Algorithm converged.	0,32	29,14
Cardiac disorders	Acute myocardial infarction	Yosemite	313	49,5	3	1,0	311	49,8	4	1,3	0,74	Convergence criterion (GCONV=1E-8) satisfied.	0,16	3,35	-0,003	Algorithm converged.	-0,020	0,013	0,75	Algorithm converged.	0,17	3,32	0,6978		1,54	Algorithm converged.	0,30	7,92
Cardiac disorders	Angina pectoris	Rhine	319	50,5	1	0,3	314	50,2	1	0,3	0,98	Convergence criterion (GCONV=1E-8) satisfied.	0,06	15,80	0,000	Algorithm converged.	-0,009	0,009	0,98	Algorithm converged.	0,06	15,67	0,9911	0,1897	1,02	Algorithm converged.	0,06	16,13
Cardiac disorders	Angina pectoris	Yosemite	313	49,5	0	0,0	311	49,8	2	0,6	*	Quasi-complete separation of data points detected.				ERROR: The mean parameter is either invalid or at a limit of its range for some observations.			0,00	Algorithm converged.	0,00	NE	0,1554		>999,99	Algorithm converged.	0,00	NE
Cardiac disorders	Angina unstable	Rhine	319	50,5	2	0,6	314	50,2	2	0,6	*	Quasi-complete separation of data points detected.				WARNING: Negative of Hessian not positive definite.			NE	Algorithm converged.	NE	NE	0,1601		NE	Algorithm converged.	NE	NE
Cardiac disorders	Angina unstable	Yosemite	313	49,5	0	0,0	311	49,8	0	0,0	NE		NE	NE	NE	NE	NE	NE	NE	NE	NE	NE	NE		NE	NE	NE	NE
Cardiac disorders	Aortic valve stenosis	Rhine	319	50,5	2	0,6	314	50,2	2	0,6	*	Quasi-complete separation of data points detected.				WARNING: The relative Hessian convergence criterion of 46.424829332 is greater than the limit of 0.0001. The convergence is questionable.			NE	Algorithm converged.	NE	NE	0,3211		NE	Algorithm converged.	NE	NE
Cardiac disorders	Aortic valve stenosis	Yosemite	313	49,5	0	0,0	311	49,8	0	0,0	NE		NE	NE	NE	NE	NE	NE	NE	NE	NE	NE	NE		NE	NE	NE	NE
Cardiac disorders	Arrhythmia	Rhine	319	50,5	0	0,0	314	50,2	0	0,0	NE		NE	NE	NE	NE	NE	NE	NE	NE	NE	NE	1,0000		NE	NE	NE	NE
Cardiac disorders	Arrhythmia	Yosemite	313	49,5	2	0,6	311	49,8	1	0,3	1,99	Convergence criterion (GCONV=1E-8) satisfied.	0,18	22,10	0,003	Algorithm converged.	-0,008	0,014	1,99	Algorithm converged.	0,18	21,80	0,5668		0,50	Algorithm converged.	0,03	5,52
Cardiac disorders	Arteriosclerosis coronary artery	Rhine	319	50,5	0	0,0	314	50,2	1	0,3	*	Quasi-complete separation of data points detected.				ERROR: The mean parameter is either invalid or at a limit of its range for some observations.			0,00	Algorithm converged.	0,00	NE	0,3135	NE	>999,99	Algorithm converged.	0,00	NE
Cardiac disorders	Arteriosclerosis coronary artery	Yosemite	313	49,5	0	0,0	311	49,8	0	0,0	NE		NE	NE	NE	NE	NE	NE	NE	NE	NE	NE	NE		NE	NE	NE	NE
Cardiac disorders	Atrial fibrillation	Rhine	319	50,5	2	0,6	314	50,2	2	0,6	*	Quasi-complete separation of data points detected.				WARNING: Negative of Hessian not positive definite.			NE	Algorithm converged.	NE	NE	0,1601		NE	Algorithm converged.	NE	NE
Cardiac disorders	Atrial fibrillation	Yosemite	313	49,5	0	0,0	311	49,8	0	0,0	NE		NE	NE	NE	NE	NE	NE	NE	NE	NE	NE	NE		NE	NE	NE	NE
Cardiac disorders	Atrioventricular block	Rhine	319	50,5	0	0,0	314	50,2	0	0,0	NE		NE	NE	NE	NE	NE	NE	NE	NE	NE	NE	NE		NE	NE	NE	NE
Cardiac disorders	Atrioventricular block complete	Rhine	319	50,5	0	0,0	314	50,2	1	0,3	*	Quasi-complete separation of data points detected.				ERROR: The mean parameter is either invalid or at a limit of its range for some observations.			0,00	Algorithm converged.	0,00	NE	0,3158		>999,99	Algorithm converged.	0,00	NE
Cardiac disorders	Atrioventricular block complete	Yosemite	313	49,5	0	0,0	311	49,8	1	0,3	*	Quasi-complete separation of data points detected.				ERROR: The mean parameter is either invalid or at a limit of its range for some observations.			0,00	Algorithm converged.	0,00	NE	0,3135	0,0991	>999,99	Algorithm converged.	0,00	NE
Cardiac disorders	Atrioventricular block complete	Rhine	319	50,5	0	0,0	314	50,2	0	0,0	NE		NE	NE	NE	WARNING: The relative Hessian convergence criterion of 49.184997554 is greater than the limit of 0.0001. The convergence is questionable.			NE	Algorithm converged.	NE	NE	0,3189		NE	Algorithm converged.	NE	NE
Cardiac disorders	Atrioventricular block second degree	Rhine	319	50,5	0	0,0	314	50,2	0	0,0	NE		NE	NE	NE	NE	NE	NE	NE	NE	NE	NE	NE		NE	NE	NE	NE
Cardiac disorders	Atrioventricular block second degree	Yosemite	313	49,5	0	0,0	311	49,8	1	0,3	*	Quasi-complete separation of data points detected.				ERROR: The mean parameter is either invalid or at a limit of its range for some observations.			0,00	Algorithm converged.	0,00	NE	0,3158		>999,99	Algorithm converged.	0,00	NE
Cardiac disorders	Cardiac arrest	Rhine	319	50,5	0	0,0	314	50,2	1	0,3	0,98	Convergence criterion (GCONV=1E-8) satisfied.	0,06	15,80	0,000	Algorithm converged.	-0,009	0,009	0,98	Algorithm converged.	0,06	15,67	0,9911	1,0000	1,02	Algorithm converged.	0,06	16,13
Cardiac disorders	Cardiac arrest	Yosemite	313	49,5	0	0,0	311	49,8	0	0,0	NE		NE	NE	NE	NE	NE	NE	NE	NE	NE	NE	NE		NE	NE	NE	NE
Cardiac disorders	Cardiac failure	Rhine	319	50,5	4	1,3	314	50,2	4	1,3	0,74	Convergence criterion (GCONV=1E-8) satisfied.	0,16	3,32	-0,003	Algorithm converged.	-0,020	0,013	0,74	Algorithm converged.	0,17	3,27	0,6886	0,2893	1,54	Algorithm converged.	0,31	6,92
Cardiac disorders	Cardiac failure	Yosemite	313	49,5	3	1,0	311	49,8	1	0,3	3,00	Convergence criterion (GCONV=1E-8) satisfied.	0,31	28,69	0,006	Algorithm converged.	-0,008	0,019	2,99	Algorithm converged.	0,31	28,58	0,3183		0,34	Algorithm converged.	0,04	3,11
Cardiac disorders	Cardiac failure acute	Rhine	319	50,5	0	0,0	314	50,2	1	0,3	*	Quasi-complete separation of data points detected.				ERROR: The mean parameter is either invalid or at a limit of its range for some observations.			0,00	Algorithm converged.	0,00	NE	0,3135	NE	>999,99	Algorithm converged.	0,00	NE
Cardiac disorders	Cardiac failure acute	Yosemite	313	49,5	0	0,0	311	49,8	0	0,0	NE		NE	NE	NE	NE	NE	NE	NE	NE	NE	NE	NE		NE	NE	NE	NE
Cardiac disorders	Cardiac failure chronic	Rhine	319	50,5	0	0,0	314	50,2	0	0,0	NE		NE	NE	NE	NE	NE	NE	NE	NE	NE	NE	1,0000		NE	NE	NE	NE
Cardiac disorders	Cardiac failure chronic	Yosemite	313	49,5	1	0,3	311	49,8	1	0,3	0,99	Convergence criterion (GCONV=1E-8) satisfied.	0,06	15,96	0,000	Algorithm converged.	-0,009	0,009	0,99	Algorithm converged.	0,06	15,81	0,9964		1,01	Algorithm converged.	0,06	16,22
Cardiac disorders	Cardiac failure congestive	Rhine	319	50,5	4	1,3	314	50,2	2	0,6	1,98	Convergence criterion (GCONV=1E-8) satisfied.	0,36	10,89	0,006	Algorithm converged.	-0,003	0,021	1,97	Algorithm converged.	0,34	10,67	0,4235	0,2770	0,51	Algorithm converged.	0,03	2,75
Cardiac disorders	Cardiac failure congestive	Yosemite	313	49,5	3	1,0	311	49,8	5	1,6	0,59	Convergence criterion (GCONV=1E-8) satisfied.	0,14	2,50	-0,006	Algorithm converged.	-0,024	0,011	0,60	Algorithm converged.	0,14	2,47	0,4714		1,69	Algorithm converged.	0,45	6,36
Cardiac disorders	Cardio-respiratory arrest	Rhine	319	50,5	0	0,0	314	50,2	1	0,3	*	Quasi-complete separation of data points detected.				ERROR: The mean parameter is either invalid or at a limit of its range for some observations.			0,00	Algorithm converged.	0,00	NE	0,3135	NE	>999,99	Algorithm converged.	0,00	NE
Cardiac disorders	Cardio-respiratory arrest	Yosemite	313	49,5	0	0,0	311	49,8	0	0,0	NE		NE	NE	NE	NE	NE	NE	NE	NE	NE	NE	NE		NE	NE	NE	NE
Cardiac disorders	Cardiopulmonary failure	Rhine	319	50,5	0	0,0	314	50,2	0	0,0	NE		NE	NE	NE	NE	NE	NE	NE	NE	NE	NE	NE		NE	NE	NE	NE
Cardiac disorders	Cardiopulmonary failure	Yosemite	313	49,5	1	0,3	311	49,8	0	0,0	*	Quasi-complete separation of data points detected.				WARNING: Negative of Hessian not positive definite.			NE	Algorithm converged.	NE	NE	0,3189		NE	Algorithm converged.	NE	NE
Cardiac disorders	Cardiovascular disorder	Rhine	319	50,5	0	0,0	314	50,2	0	0,0	NE		NE	NE	NE	NE	NE	NE	NE	NE	NE	NE	NE		NE	NE	NE	NE
Cardiac disorders	Cardiovascular disorder	Yosemite	313	49,5	0	0,0	311	49,8	0	0,0	*	Quasi-complete separation of data points detected.				WARNING: Negative of Hessian not positive definite.			NE	Algorithm converged.	NE	NE	0,3189		NE	Algorithm converged.	NE	NE
Cardiac disorders	Chronic left ventricular failure	Rhine	319	50,5	0	0,0	314	50,2	0	0,0	*	Quasi-complete separation of data points detected.				WARNING: The relative Hessian convergence criterion of 49.510817054 is greater than the limit of 0.0001. The convergence is questionable.			NE	Algorithm converged.	NE	NE	0,3211	1,0000	NE	Algorithm converged.	NE	NE
Cardiac disorders	Chronic left ventricular failure	Yosemite	313	49,5	1	0,3	311	49,8	0	0,0	*	Quasi-complete separation of data points detected.				WARNING: Negative of Hessian not positive definite.			NE	Algorithm converged.	NE	NE	0,3189		NE	Algorithm converged.	NE	NE
Cardiac disorders	Coronary artery disease	Rhine	319	50,5	1	0,3	314	50,2	1	0,3	0,98	Convergence criterion (GCONV=1E-8) satisfied.	0,06	15,80	0,000	Algorithm converged.	-0,009	0,009	0,98	Algorithm converged.	0,06	15,67	0,9911	0,8817	1,02	Algorithm converged.	0,06	16,13
Cardiac disorders	Coronary artery disease	Yosemite	313	49,5	5	1,6	311	49,8	4	1,3	1,25	Convergence criterion (GCONV=1E-8) satisfied.	0,33	4,68	0,003	Algorithm converged.	-0,016	0,020	1,24	Algorithm converged.	0,34	4,58	0,7446		0,81	Algorithm converged.	0,23	2,97
Cardiac disorders	Hypertensive heart disease	Rhine	319	50,5	0	0,0	314	50,2	1	0,3	*	Quasi-complete separation of data points detected.				ERROR: The mean parameter is either invalid or at a limit of its range for some observations.			0,00	Algorithm converged.	0,00	NE	0,3135	NE	>999,99	Algorithm converged.	0,00	NE
Cardiac disorders	Hypertensive heart disease	Yosemite	313	49,5	0	0,0	311	49,8	0	0,0	NE		NE	NE	NE	NE	NE	NE	NE	NE	NE	NE	NE		NE	NE	NE	NE
Cardiac disorders	Ischaemic cardiomyopathy	Rhine	319	50,5	1	0,3	314	50,2	0	0,0	*	Quasi-complete separation of data points detected.				WARNING: The relative Hessian convergence criterion of 46.424829332 is greater than the limit of 0.0001. The convergence is questionable.			NE	Algorithm converged.	NE	NE	0,3211		NE	Algorithm converged.	NE	NE
Cardiac disorders	Ischaemic cardiomyopathy	Yosemite	313	49,5	0	0,0	311	49,8	0	0,0	NE		NE	NE	NE	NE	NE	NE	NE	NE	NE	NE	NE		NE	NE	NE	NE
Cardiac disorders	Myocardial infarction	Rhine	319	50,5	5	1,6	314	50,2	4	1,3	0,74	Convergence criterion (GCONV=1E-8) satisfied.	0,16	3,32	-0,003	Algorithm converged.	-0,020	0,013	0,74	Algorithm converged.	0,17	3,27	0,6886	0,7625	1,35	Algorithm converged.	0,31	6,92
Cardiac disorders	Myocardial infarction	Yosemite	313	49,5	3	1,0	311	49,8	3	1,0	0,99	Convergence criterion (GCONV=1E-8) satisfied.	0,24	3,47	0,000	Algorithm converged.	-0,020	0,020	0,99	Algorithm converged.	0,24	3,40	0,9919		1,01	Algorithm converged.	0,24	3,44
Cardiac disorders	Myocardial ischaemia	Rhine	319	50,5	1	0,3	314	50,2	1	0,3	0,98	Convergence criterion (GCONV=1E-8) satisfied.	0,06	15,80	0,000	Algorithm converged.	-0,009	0,009	0,98	Algorithm converged.	0,06	15,67	0,9911	1,0000	1,02	Algorithm converged.	0,06	16,13
Cardiac disorders	Myocardial ischaemia	Yosemite	313	49,5	0	0,0	311	49,8	0	0,0	NE		NE	NE	NE	NE	NE	NE	NE	NE	NE	NE	NE		NE	NE	NE	NE
Cardiac disorders	Ventricular fibrillation	Rhine	319	50,5	0	0,0	314	50,2	0	0,0	NE		NE	NE	NE	NE	NE	NE	NE	NE	NE	NE	NE		NE	NE	NE	NE
Cardiac disorders	Ventricular fibrillation	Yosemite	313	49,5	0	0,0	311	49,8	1	0,3	*	Quasi-complete separation of data points detected.				ERROR: The mean parameter is either invalid or at a limit of its range for some observations.			0,00	Algorithm converged.	0,00	NE	0,3158		>999,99	Algorithm converged.	0,00	NE
Ear and labyrinth disorders		Rhine	319	50,5	0	0,0	314	50,2	0	0,0	NE		NE	NE	NE	NE	NE	NE	NE	NE	NE	NE	NE		NE	NE	NE	NE
Ear and labyrinth disorders		Yosemite	313	49,5	0	0,0	311	49,8	0	0,0	*	Quasi-complete separation of data points detected.				WARNING: Negative of Hessian not positive definite.			NE	Algorithm converged.	NE	NE	0,1583		NE	Algorithm converged.	NE	NE
Ear and labyrinth disorders	Sudden hearing loss	Rhine	319	50,5	0	0,0	314	50,2	0	0,0	NE		NE	NE	NE	NE	NE	NE	NE	NE	NE	NE	NE		NE	NE	NE	NE
Ear and labyrinth disorders	Sudden hearing loss	Yosemite	313	49,5	1	0,3	311	49,8	0	0,0	*	Quasi-complete separation of data points detected.				WARNING: Negative of Hessian not positive definite.			NE	Algorithm converged.	NE	NE	0,3189		NE	Algorithm converged.	NE	NE
Ear and labyrinth disorders	Vestibular disorder	Rhine	319	50,5	0	0,0	314	50,2	0	0,0	NE		NE	NE	NE	NE	NE	NE	NE	NE	NE	NE	NE		NE	NE	NE	NE
Ear and labyrinth disorders	Vestibular disorder	Yosemite	313	49,5	1	0,3	311	49,8	0	0,0	*	Quasi-complete separation of data points detected.				WARNING: Negative of Hessian not positive definite.			NE	Algorithm converged.	NE	NE	0,3189		NE	Algorithm converged.	NE	NE
Endocrine disorders		Rhine	319	50,5	0	0,0	314	50,2	1	0,3	*	Quasi-complete separation of data points detected.				ERROR: The mean parameter is either invalid or at a limit of its range for some observations.			0,00	Algorithm converged.	0,00	NE	0,3135	NE	>999,99	Algorithm converged.	0,00	NE
Endocrine disorders		Yosemite	313	49,5	0	0,0	311	49,8	0	0,0	NE		NE	NE	NE	NE	NE	NE	NE	NE	NE	NE	NE		NE	NE	NE	NE
Endocrine disorders	Hyperplasia adrenal	Rhine	319	50,5	0	0,0	314	50,2	1	0,3	*	Quasi-complete separation of data points detected.				ERROR: The mean parameter is either invalid or at a limit of its range for some observations.			0,00	Algorithm converged.	0,00	NE	0,3135	NE	>999,99	Algorithm converged.	0,00	NE
Endocrine disorders	Hyperplasia adrenal	Yosemite	313	49,5	0	0,0	311	49,8	0	0,0	NE		NE	NE	NE	NE	NE	NE	NE	NE	NE	NE	NE		NE	NE	NE	NE
Eye disorders		Rhine	319	50,5	24	7,5	314	50,2	18	5,7	1,34	Convergence criterion (GCONV=1E-8) satisfied.	0,72	2,52	0,018	Algorithm converged.	-0,021	0,057	1,33	Algorithm converged.	0,73	2,77	0,3657	0,7779	0,76	Algorithm converged.	0,42	1,38
Eye disorders		Yosemite	313	49,5	21	6,7	311	49,8	14	4,5	1,53	Convergence criterion (GCONV=1E-8) satisfied.	0,76	3,06	0,022	Algorithm converged.	-0,016	0,039	1,49	Algorithm converged.	0,77	2,94	0,2312		0,67	Algorithm converged.	0,25	1,76
Eye disorders	Angle closure glaucoma	Rhine	319	50,5	1	0,3	314	50,2	0	0,0	*	Quasi-complete separation of data points detected.				WARNING: Negative of Hessian not positive definite.			NE	Algorithm converged.	NE	NE	0,3211	0,0963	NE	Algorithm converged.	NE	NE
Eye disorders	Angle closure glaucoma	Yosemite	313	49,5	1	0,3	311	49,8	0	0,0	*	Quasi-complete separation of data points detected.				WARNING: Negative of Hessian not positive definite.			NE	Algorithm converged.	NE	NE	0,3189		NE	Algorithm converged.	NE	NE
Eye disorders	Cataract	Rhine	319	50,5	7	2,2	314	50,2	7	2,2	0,98	Convergence criterion (GCONV=1E-8) satisfied.	0,34	2,84	0,000	Algorithm converged.	-0,023	0,023	0,98	Algorithm converged.	0,34	2,77	0,9762	0,9923	1,02	Algorithm converged.	0,30	2,84
Eye disorders	Cataract	Yosemite	313	49,5	3	1,0	311	49,8	3	1,0	0,99	Convergence criterion (GCONV=1E-8) satisfied.	0,20	4,96	0,000	Algorithm converged.	-0,015	0,015	0,99	Algorithm converged.	0,20	4,88	0,9937		1,01	Algorithm converged.	0,20	4,96
Eye disorders	Cataract nuclear	Rhine	319	50,5	0	0,0	314	50,2	1	0,3	*	Quasi-complete separation of data points detected.				ERROR: The mean parameter is either invalid or at a limit of its range for some observations.			0,00	Algorithm converged.	0,00	NE	0,3135	NE	>999,99	Algorithm converged.	0,00	NE
Eye disorders	Cataract nuclear	Yosemite	313	49,5	0	0,0	311	49,8	0	0,0	NE		NE	NE	NE	NE	NE	NE	NE	NE	NE	NE	NE		NE	NE	NE	NE
Eye disorders	Cataract subcapsular	Rhine	319	50,5	1	0,3	314	50,2	1	0,3	0,98	Convergence criterion (GCONV=1E-8) satisfied.	0,06	15,80	0,000	Algorithm converged.	-0,009	0,009	0,98	Algorithm converged.	0,06	15,67	0,9911	0,9074	1,02	Algorithm converged.	0,06	16,13
Eye disorders	Cataract subcapsular	Yosemite	313	49,5	1	0,3	311	49,8	1	0,3	*	Quasi-complete separation of data points detected.				ERROR: The mean parameter is either invalid or at a limit of its range for some observations.			0,00	Algorithm converged.	0,00	NE	0,3158		>999,99	Algorithm converged.	0,00	NE
Eye disorders	Diabetic eye disease	Rhine	319	50,5	0	0,0	314	50,2	0	0,0	*	Quasi-complete separation of data points detected.				WARNING: The relative Hessian convergence criterion of 49.510817054 is greater than the limit of 0.0001. The convergence is questionable.			NE	Algorithm converged.	NE	NE	0,3211		NE	Algorithm converged.	NE	NE
Eye disorders	Diabetic eye disease	Yosemite	313	49,5	0	0,0	311	49,8	0	0,0	NE		NE	NE	NE	NE	NE	NE	NE	NE	NE	NE	NE		NE	NE	NE	NE
Eye disorders	Diabetic retinal oedema	Rhine	319	50,5	2	0,6	314	50,2	1	0,3	1,97	Convergence criterion (GCONV=1E-8) satisfied.	0,18	21,80	0,003	Algorithm converged.	-0,008	0,014	1,97	Algorithm converged.	0,18	21,60	0,5724	0,6411	0,51	Algorithm converged.	0,05	5,57
Eye disorders	Diabetic retinal oedema	Yosemite	313	49,5	2	0,6	311	49,8	2	0,6	0,99	Convergence criterion (GCONV=1E-8) satisfied.	0,14	7,10	0,000	Algorithm converged.	-0,013	0,012	0,99	Algorithm converged.	0,14	7,01	0,9949		1,01	Algorithm converged.	0,14	7,10
Eye disorders	Diabetic retinopathy	Rhine	319	50,5	3	0,9	314	50,2	3	1,0	0,95	Convergence criterion (GCONV=1E-8) satisfied.	0,11	3,94	-0,003	Algorithm converged.	-0,017	0,011	0,66	Algorithm converged.	0,11	3,90	0,6410	0,7580	1,53	Algorithm converged.	0,26	9,08
Eye disorders	Diabetic retinopathy	Yosemite	313	49,5	2	0,6	311	49,8	2	0,6	0,99	Convergence criterion (GCONV=1E-8) satisfied.	0,14	7,10	0,000	Algorithm converged.	-0,013	0,012	0,99	Algorithm converged.	0,14	7,01	0,9949		1,01	Algorithm converged.	0,14	7,10

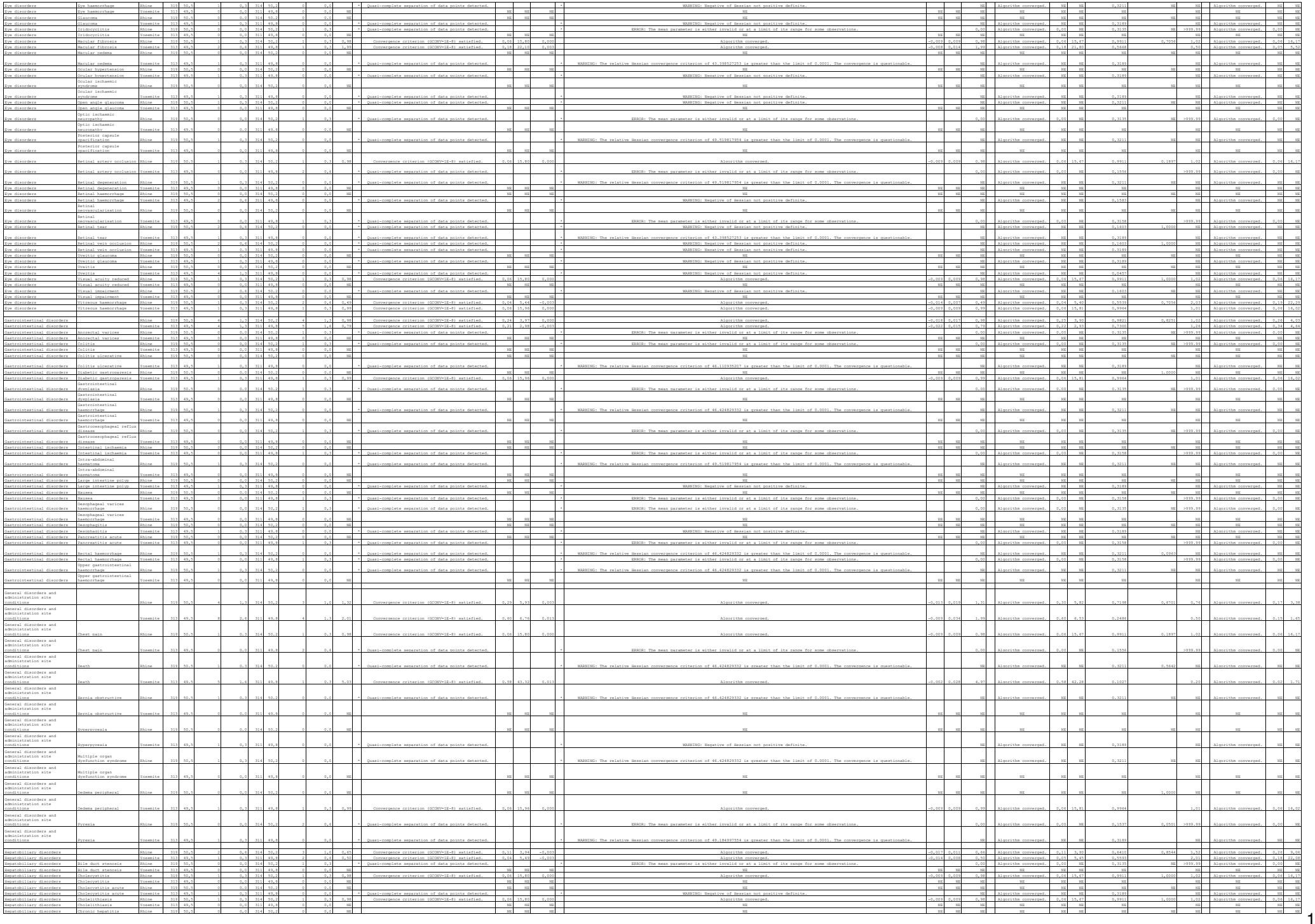

| | | |

| | | |

| | | |

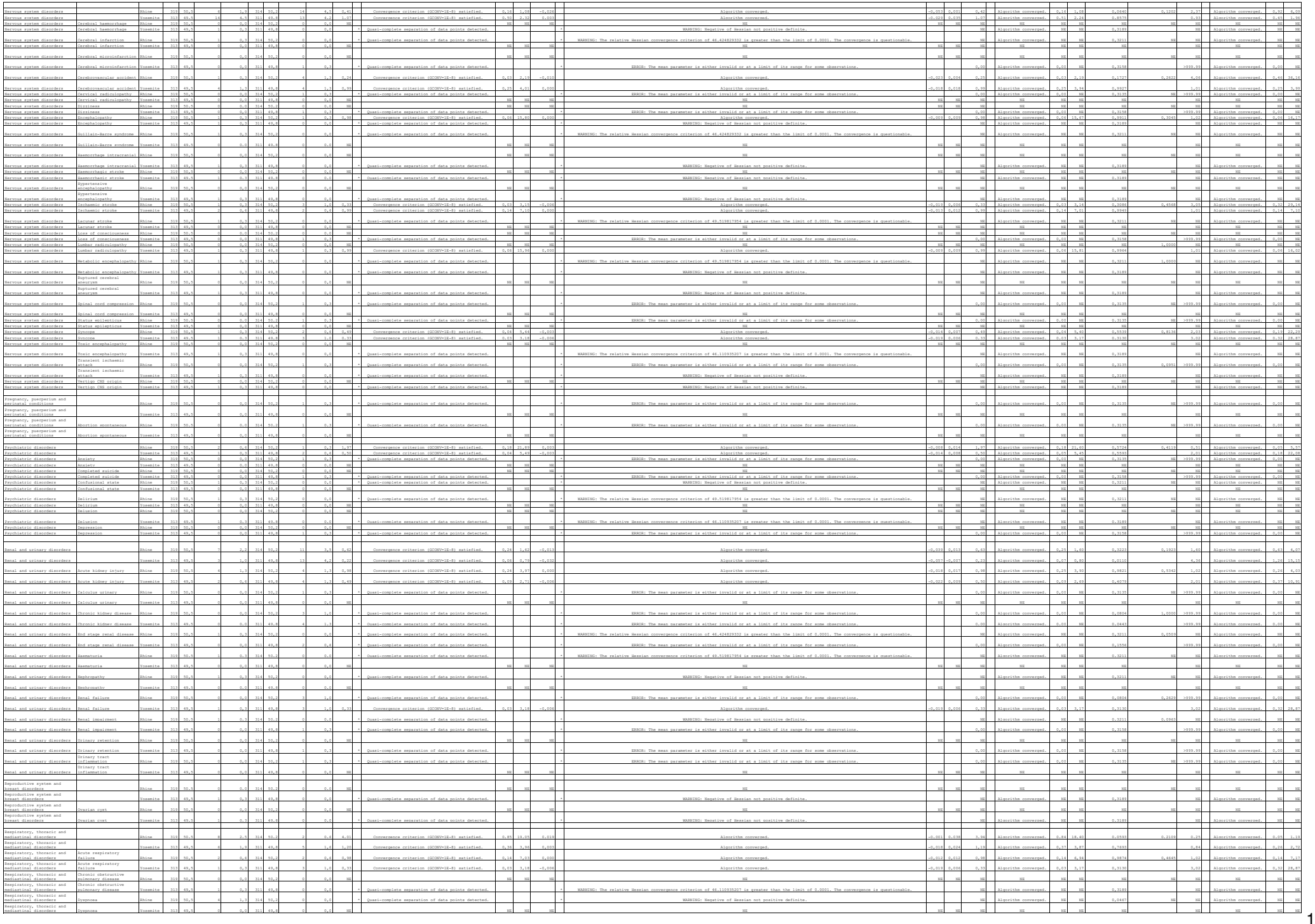

| | | |

POPULATION: Safety-Evaluable Population B vs. C
ENDPOINT: Any SAEs throughout the Entire Study
MODEL: Unstratified analysis
STUDY: GR40349 & GR40398
Dichotomous Analysis by Subgroups (Safety)

Sex

			Faricimab (PTI) (N=632)				Aflibercept (N=625)				Faricimab (PTI) vs. Aflibercept																	Aflibercept vs. Faricimab (PTI)				
			Patients		Patients with Event		Patients		Patients with Event		Odds Ratio					Absolute Risk Difference					Relative Risk							Relative Risk				
MedDRA System Organ Class	MedDRA Preferred Term	Level	n	%	n	%	n	%	n	%	Odds Ratio		Convergence Reason	95% Lower CL	95% Upper CL	Absolute Risk		Convergence Reason	95% Lower CL	95% Upper CL	Relative Risk		Convergence Reason	95% Lower CL	95% Upper CL	p-value (Cochran-Mantel-Haenszel)	Interaction Test p-value (likelihood ratio)	Relative Risk		Convergence Reason	95% Lower CL	95% Upper CL
Blood and lymphatic system disorders		Male	396	62,7	3	0,8	363	58,1	4	1,1	0,69		Convergence criterion (GCONV=1E-8) satisfied.	0,15	3,08	-0,003		Algorithm converged.	-0,017	0,010	0,69		Algorithm converged.	0,15	3,05	0,6203	0,6661	1,45		Algorithm converged.	0,33	6,45
Blood and lymphatic system disorders		Female	236	37,3	3	1,3	262	41,9	3	1,1	1,11		Convergence criterion (GCONV=1E-8) satisfied.	0,22	5,56	0,001		Algorithm converged.	-0,018	0,021	1,11		Algorithm converged.	0,23	5,45	0,8976		0,90		Algorithm converged.	0,18	4,42
Blood and lymphatic system disorders	Anaemia	Male	396	62,7	2	0,5	363	58,1	4	1,1	0,46		Convergence criterion (GCONV=1E-8) satisfied.	0,08	2,50	-0,006		Algorithm converged.	-0,019	0,007	0,46		Algorithm converged.	0,08	2,49	0,3540	0,2755	2,18		Algorithm converged.	0,40	11,84
Blood and lymphatic system disorders	Anaemia	Female	236	37,3	2	0,8	262	41,9	1	0,4	2,23		Convergence criterion (GCONV=1E-8) satisfied.	0,20	24,76	0,005		Algorithm converged.	-0,009	0,019	2,22		Algorithm converged.	0,20	24,33	0,5028		0,45		Algorithm converged.	0,04	4,93
Blood and lymphatic system disorders	Anaemia of chronic disease	Male	396	62,7	0	0,0	363	58,1	0	0,0	NE			NE	NE	NE		NE	NE	NE	NE		NE	NE	NE	NE	NE	NE		NE	NE	NE
Blood and lymphatic system disorders	Anaemia of chronic disease	Female	236	37,3	0	0,0	262	41,9	1	0,4		*	Quasi-complete separation of data points detected.				*	ERROR: Error in computing the link function, its derivatives, or the variance function.			0,00		Algorithm converged.	0,00	NE	0,3426		>999.99		Algorithm converged.	0,00	NE
Blood and lymphatic system disorders	Lymphadenopathy	Male	396	62,7	0	0,0	363	58,1	0	0,0	NE			NE	NE	NE		NE	NE	NE	NE		NE	NE	NE	NE	NE	NE		NE	NE	NE
Blood and lymphatic system disorders	Lymphadenopathy	Female	236	37,3	1	0,4	262	41,9	0	0,0		*	Quasi-complete separation of data points detected.				*	WARNING: Negative of Hessian not positive definite.			NE		Algorithm converged.	NE	NE	0,2920		NE		Algorithm converged.	NE	NE
Blood and lymphatic system disorders	Lymphadenopathy mediastinal	Male	396	62,7	1	0,3	363	58,1	0	0,0		*	Quasi-complete separation of data points detected.				*	WARNING: The relative Hessian convergence criterion of 52.004609201 is greater than the limit of 0.0001. The convergence is questionable.			NE		Algorithm converged.	NE	NE	0,3384	NE	NE		Algorithm converged.	NE	NE
Blood and lymphatic system disorders	Lymphadenopathy mediastinal	Female	236	37,3	0	0,0	262	41,9	0	0,0	NE			NE	NE	NE		NE	NE	NE	NE		NE	NE	NE	NE		NE		NE	NE	NE
Blood and lymphatic system disorders	Microcytic anaemia	Male	396	62,7	0	0,0	363	58,1	0	0,0	NE			NE	NE	NE		NE	NE	NE	NE		NE	NE	NE	NE	NE	NE		NE	NE	NE
Blood and lymphatic system disorders	Microcytic anaemia	Female	236	37,3	0	0,0	262	41,9	1	0,4		*	Quasi-complete separation of data points detected.				*	ERROR: Error in computing the link function, its derivatives, or the variance function.			0,00		Algorithm converged.	0,00	NE	0,3426		>999.99		Algorithm converged.	0,00	NE
Cardiac disorders		Male	396	62,7	25	6,3	363	58,1	26	7,2	0,87		Convergence criterion (GCONV=1E-8) satisfied.	0,49	1,54	-0,008		Algorithm converged.	-0,044	0,027	0,88		Algorithm converged.	0,52	1,50	0,6408	0,6937	1,13		Algorithm converged.	0,67	1,93
Cardiac disorders		Female	236	37,3	16	6,8	262	41,9	17	6,5	1,05		Convergence criterion (GCONV=1E-8) satisfied.	0,52	2,12	0,003		Algorithm converged.	-0,041	0,047	1,04		Algorithm converged.	0,54	2,02	0,8963		0,96		Algorithm converged.	0,49	1,85
Cardiac disorders	Acute coronary syndrome	Male	396	62,7	0	0,0	363	58,1	0	0,0	NE			NE	NE	NE		NE	NE	NE	NE		NE	NE	NE	NE	NE	NE		NE	NE	NE
Cardiac disorders	Acute coronary syndrome	Female	236	37,3	1	0,4	262	41,9	0	0,0		*	Quasi-complete separation of data points detected.				*	WARNING: Negative of Hessian not positive definite.			NE		Algorithm converged.	NE	NE	0,2920		NE		Algorithm converged.	NE	NE
Cardiac disorders	Acute left ventricular failure	Male	396	62,7	1	0,3	363	58,1	1	0,3	0,92		Convergence criterion (GCONV=1E-8) satisfied.	0,06	14,71	0,000		Algorithm converged.	-0,008	0,007	0,92		Algorithm converged.	0,06	14,60	0,9509	0,3360	1,09		Algorithm converged.	0,07	17,38
Cardiac disorders	Acute left ventricular failure	Female	236	37,3	0	0,0	262	41,9	1	0,4		*	Quasi-complete separation of data points detected.				*	ERROR: Error in computing the link function, its derivatives, or the variance function.			0,00		Algorithm converged.	0,00	NE	0,3426		>999.99		Algorithm converged.	0,00	NE
Cardiac disorders	Acute myocardial infarction	Male	396	62,7	3	0,8	363	58,1	2	0,6	1,38		Convergence criterion (GCONV=1E-8) satisfied.	0,23	8,29	0,002		Algorithm converged.	-0,009	0,014	1,37		Algorithm converged.	0,23	8,18	0,7254	0,1715	0,73		Algorithm converged.	0,12	4,33
Cardiac disorders	Acute myocardial infarction	Female	236	37,3	1	0,4	262	41,9	5	1,9	0,22		Convergence criterion (GCONV=1E-8) satisfied.	0,03	1,89	-0,015		Algorithm converged.	-0,033	0,004	0,22		Algorithm converged.	0,03	1,89	0,1298		4,50		Algorithm converged.	0,53	38,27
Cardiac disorders	Angina pectoris	Male	396	62,7	0	0,0	363	58,1	2	0,6		*	Quasi-complete separation of data points detected.				*	WARNING: Negative of Hessian not positive definite.			0,00		Algorithm converged.	0,00	NE	0,1394	0,1649	>999.99		Algorithm converged.	0,00	NE
Cardiac disorders	Angina pectoris	Female	236	37,3	1	0,4	262	41,9	1	0,4	1,11		Convergence criterion (GCONV=1E-8) satisfied.	0,07	17,86	0,000		Algorithm converged.	-0,011	0,012	1,11		Algorithm converged.	0,07	17,65	0,9410		0,90		Algorithm converged.	0,06	14,32
Cardiac disorders	Angina unstable	Male	396	62,7	1	0,3	363	58,1	0	0,0		*	Quasi-complete separation of data points detected.				*	WARNING: The relative Hessian convergence criterion of 50.428711952 is greater than the limit of 0.0001. The convergence is questionable.			NE		Algorithm converged.	NE	NE	0,3384	1,0000	NE		Algorithm converged.	NE	NE
Cardiac disorders	Angina unstable	Female	236	37,3	1	0,4	262	41,9	0	0,0		*	Quasi-complete separation of data points detected.				*	WARNING: Negative of Hessian not positive definite.			NE		Algorithm converged.	NE	NE	0,2920		NE		Algorithm converged.	NE	NE
Cardiac disorders	Aortic valve stenosis	Male	396	62,7	0	0,0	363	58,1	0	0,0	NE			NE	NE	NE		NE	NE	NE	NE		NE	NE	NE	NE	NE	NE		NE	NE	NE
Cardiac disorders	Aortic valve stenosis	Female	236	37,3	1	0,4	262	41,9	0	0,0		*	Quasi-complete separation of data points detected.				*	WARNING: Negative of Hessian not positive definite.			NE		Algorithm converged.	NE	NE	0,2920		NE		Algorithm converged.	NE	NE
Cardiac disorders	Arrhythmia	Male	396	62,7	0	0,0	363	58,1	0	0,0	NE			NE	NE	NE		NE	NE	NE	NE		NE	NE	NE	NE	1,0000	NE		NE	NE	NE
Cardiac disorders	Arrhythmia	Female	236	37,3	2	0,8	262	41,9	1	0,4	2,23		Convergence criterion (GCONV=1E-8) satisfied.	0,20	24,76	0,005		Algorithm converged.	-0,009	0,019	2,22		Algorithm converged.	0,20	24,33	0,5028		0,45		Algorithm converged.	0,04	4,93
Cardiac disorders	Arteriosclerosis coronary artery	Male	396	62,7	0	0,0	363	58,1	0	0,0	NE			NE	NE	NE		NE	NE	NE	NE		NE	NE	NE	NE	NE	NE		NE	NE	NE
Cardiac disorders	Arteriosclerosis coronary artery	Female	236	37,3	0	0,0	262	41,9	1	0,4		*	Quasi-complete separation of data points detected.				*	ERROR: Error in computing the link function, its derivatives, or the variance function.			0,00		Algorithm converged.	0,00	NE	0,3426		>999.99		Algorithm converged.	0,00	NE
Cardiac disorders	Atrial fibrillation	Male	396	62,7	1	0,3	363	58,1	0	0,0		*	Quasi-complete separation of data points detected.				*	WARNING: The relative Hessian convergence criterion of 52.004609201 is greater than the limit of 0.0001. The convergence is questionable.			NE		Algorithm converged.	NE	NE	0,3384	1,0000	NE		Algorithm converged.	NE	NE
Cardiac disorders	Atrial fibrillation	Female	236	37,3	1	0,4	262	41,9	0	0,0		*	Quasi-complete separation of data points detected.				*	WARNING: Negative of Hessian not positive definite.			NE		Algorithm converged.	NE	NE	0,2920		NE		Algorithm converged.	NE	NE
Cardiac disorders	Atrioventricular block	Male	396	62,7	0	0,0	363	58,1	0	0,0	NE			NE	NE	NE		NE	NE	NE	NE		NE	NE	NE	NE	NE	NE		NE	NE	NE
Cardiac disorders	Atrioventricular block	Female	236	37,3	0	0,0	262	41,9	1	0,4		*	Quasi-complete separation of data points detected.				*	ERROR: Error in computing the link function, its derivatives, or the variance function.			0,00		Algorithm converged.	0,00	NE	0,3426		>999.99		Algorithm converged.	0,00	NE
Cardiac disorders	Atrioventricular block complete	Male	396	62,7	0	0,0	363	58,1	1	0,3		*	Quasi-complete separation of data points detected.				*	WARNING: Negative of Hessian not positive definite.			0,00		Algorithm converged.	0,00	NE	0,2963	0,0847	>999.99		Algorithm converged.	0,00	NE
Cardiac disorders	Atrioventricular block complete	Female	236	37,3	1	0,4	262	41,9	0	0,0		*	Quasi-complete separation of data points detected.				*	WARNING: Negative of Hessian not positive definite.			NE		Algorithm converged.	NE	NE	0,2920		NE		Algorithm converged.	NE	NE
Cardiac disorders	Atrioventricular block second degree	Male	396	62,7	0	0,0	363	58,1	0	0,0	NE			NE	NE	NE		NE	NE	NE	NE		NE	NE	NE	NE	NE	NE		NE	NE	NE
Cardiac disorders	Atrioventricular block second degree	Female	236	37,3	0	0,0	262	41,9	1	0,4		*	Quasi-complete separation of data points detected.				*	ERROR: Error in computing the link function, its derivatives, or the variance function.			0,00		Algorithm converged.	0,00	NE	0,3426		>999.99		Algorithm converged.	0,00	NE
Cardiac disorders	Cardiac arrest	Male	396	62,7	1	0,3	363	58,1	0	0,0		*	Quasi-complete separation of data points detected.				*	WARNING: The relative Hessian convergence criterion of 50.428711952 is greater than the limit of 0.0001. The convergence is questionable.			NE		Algorithm converged.	NE	NE	0,3384	0,1076	NE		Algorithm converged.	NE	NE
Cardiac disorders	Cardiac arrest	Female	236	37,3	0	0,0	262	41,9	1	0,4		*	Quasi-complete separation of data points detected.				*	ERROR: Error in computing the link function, its derivatives, or the variance function.			0,00		Algorithm converged.	0,00	NE	0,3426		>999.99		Algorithm converged.	0,00	NE
Cardiac disorders	Cardiac failure	Male	396	62,7	2	0,5	363	58,1	5	1,4	0,36		Convergence criterion (GCONV=1E-8) satisfied.	0,07	1,89	-0,009		Algorithm converged.	-0,023	0,005	0,37		Algorithm converged.	0,07	1,88	0,2094	0,0060	2,73		Algorithm converged.	0,53	13,97
Cardiac disorders	Cardiac failure	Female	236	37,3	4	1,7	262	41,9	0	0,0		*	Quasi-complete separation of data points detected.				*	WARNING: Negative of Hessian not positive definite.			NE		Algorithm converged.	NE	NE	0,0345		NE		Algorithm converged.	NE	NE
Cardiac disorders	Cardiac failure acute	Male	396	62,7	0	0,0	363	58,1	0	0,0	NE			NE	NE	NE		NE	NE	NE	NE		NE	NE	NE	NE	NE	NE		NE	NE	NE
Cardiac disorders	Cardiac failure acute	Female	236	37,3	0	0,0	262	41,9	1	0,4		*	Quasi-complete separation of data points detected.				*	ERROR: Error in computing the link function, its derivatives, or the variance function.			0,00		Algorithm converged.	0,00	NE	0,3426		>999.99		Algorithm converged.	0,00	NE
Cardiac disorders	Cardiac failure chronic	Male	396	62,7	0	0,0	363	58,1	1	0,3		*	Quasi-complete separation of data points detected.				*	WARNING: Negative of Hessian not positive definite.			0,00		Algorithm converged.	0,00	NE	0,2963	0,0847	>999.99		Algorithm converged.	0,00	NE
Cardiac disorders	Cardiac failure chronic	Female	236	37,3	1	0,4	262	41,9	0	0,0		*	Quasi-complete separation of data points detected.				*	WARNING: Negative of Hessian not positive definite.			NE		Algorithm converged.	NE	NE	0,2920		NE		Algorithm converged.	NE	NE
Cardiac disorders	Cardiac failure congestive	Male	396	62,7	6	1,5	363	58,1	5	1,4	1,10		Convergence criterion (GCONV=1E-8) satisfied.	0,33	3,64	0,001		Algorithm converged.	-0,016	0,018	1,10		Algorithm converged.	0,34	3,57	0,8741	0,6081	0,91		Algorithm converged.	0,28	2,95
Cardiac disorders	Cardiac failure congestive	Female	236	37,3	1	0,4	262	41,9	2	0,8	0,55		Convergence criterion (GCONV=1E-8) satisfied.	0,05	6,14	-0,003		Algorithm converged.	-0,017	0,010	0,56		Algorithm converged.	0,05	6,08	0,6251		1,80		Algorithm converged.	0,16	19,74
Cardiac disorders	Cardio-respiratory arrest	Male	396	62,7	0	0,0	363	58,1	1	0,3		*	Quasi-complete separation of data points detected.				*	WARNING: Negative of Hessian not positive definite.			0,00		Algorithm converged.	0,00	NE	0,2963	NE	>999.99		Algorithm converged.	0,00	NE
Cardiac disorders	Cardio-respiratory arrest	Female	236	37,3	0	0,0	262	41,9	0	0,0	NE			NE	NE	NE		NE	NE	NE	NE		NE	NE	NE	NE		NE		NE	NE	NE
Cardiac disorders	Cardiopulmonary failure	Male	396	62,7	1	0,3	363	58,1	0	0,0		*	Quasi-complete separation of data points detected.				*	WARNING: The relative Hessian convergence criterion of 50.428711952 is greater than the limit of 0.0001. The convergence is questionable.			NE		Algorithm converged.	NE	NE	0,3384	NE	NE		Algorithm converged.	NE	NE
Cardiac disorders	Cardiopulmonary failure	Female	236	37,3	0	0,0	262	41,9	0	0,0	NE			NE	NE	NE		NE	NE	NE	NE		NE	NE	NE	NE		NE		NE	NE	NE
Cardiac disorders	Cardiovascular disorder	Male	396	62,7	1	0,3	363	58,1	0	0,0		*	Quasi-complete separation of data points detected.				*	WARNING: The relative Hessian convergence criterion of 53.68217724 is greater than the limit of 0.0001. The convergence is questionable.			NE		Algorithm converged.	NE	NE	0,3384	NE	NE		Algorithm converged.	NE	NE
Cardiac disorders	Cardiovascular disorder	Female	236	37,3	0	0,0	262	41,9	0	0,0	NE			NE	NE	NE		NE	NE	NE	NE		NE	NE	NE	NE		NE		NE	NE	NE
Cardiac disorders	Chronic left ventricular failure	Male	396	62,7	2	0,5	363	58,1	0	0,0		*	Quasi-complete separation of data points detected.				*	WARNING: Negative of Hessian not positive definite.			NE		Algorithm converged.	NE	NE	0,1754	NE	NE		Algorithm converged.	NE	NE
Cardiac disorders	Chronic left ventricular failure	Female	236	37,3	0	0,0	262	41,9	0	0,0	NE			NE	NE	NE		NE	NE	NE	NE		NE	NE	NE	NE		NE		NE	NE	NE
Cardiac disorders	Coronary artery disease	Male	396	62,7	6	1,5	363	58,1	3	0,8	1,85		Convergence criterion (GCONV=1E-8) satisfied.	0,46	7,44	0,007		Algorithm converged.	-0,008	0,022	1,83		Algorithm converged.	0,46	7,28	0,3816	0,0688	0,55		Algorithm converged.	0,14	2,17
Cardiac disorders	Coronary artery disease	Female	236	37,3	0	0,0	262	41,9	2	0,8		*	Quasi-complete separation of data points detected.				*	ERROR: Error in computing the link function, its derivatives, or the variance function.			0,00		Algorithm converged.	0,00	NE	0,1791		>999.99		Algorithm converged.	0,00	NE
Cardiac disorders	Hypertensive heart disease	Male	396	62,7	0	0,0	363	58,1	1	0,3		*	Quasi-complete separation of data points detected.				*	WARNING: Negative of Hessian not positive definite.			0,00		Algorithm converged.	0,00	NE	0,2963	NE	>999.99		Algorithm converged.	0,00	NE
Cardiac disorders	Hypertensive heart disease	Female	236	37,3	0	0,0	262	41,9	0	0,0	NE			NE	NE	NE		NE	NE	NE	NE		NE	NE	NE	NE		NE		NE	NE	NE
Cardiac disorders	Ischaemic cardiomyopathy	Male	396	62,7	0	0,0	363	58,1	0	0,0	NE			NE	NE	NE		NE	NE	NE	NE		NE	NE	NE	NE	NE	NE		NE	NE	NE
Cardiac disorders	Ischaemic cardiomyopathy	Female	236	37,3	1	0,4	262	41,9	0	0,0		*	Quasi-complete separation of data points detected.				*	WARNING: Negative of Hessian not positive definite.			NE		Algorithm converged.	NE	NE	0,2920		NE		Algorithm converged.	NE	NE
Cardiac disorders	Myocardial infarction	Male	396	62,7	5	1,3	363	58,1	7	1,9	0,65		Convergence criterion (GCONV=1E-8) satisfied.	0,20	2,07	-0,007		Algorithm converged.	-0,025	0,011	0,65		Algorithm converged.	0,21	2,04	0,4630	0,3813	1,53		Algorithm converged.	0,49	4,77
Cardiac disorders	Myocardial infarction	Female	236	37,3	3	1,3	262	41,9	2	0,8	1,67		Convergence criterion (GCONV=1E-8) satisfied.	0,28	10,10	0,005		Algorithm converged.	-0,013	0,023	1,67		Algorithm converged.	0,28	9,88	0,5707		0,60		Algorithm converged.	0,10	3,56
Cardiac disorders	Myocardial ischaemia	Male	396	62,7	1	0,3	363	58,1	1	0,3	0,92		Convergence criterion (GCONV=1E-8) satisfied.	0,06	14,71	0,000		Algorithm converged.	-0,008	0,007	0,92		Algorithm converged.	0,06	14,60	0,9509	1,0000	1,09		Algorithm converged.	0,07	17,38
Cardiac disorders	Myocardial ischaemia	Female	236	37,3	0	0,0	262	41,9	0	0,0	NE			NE	NE	NE		NE	NE	NE	NE		NE	NE	NE	NE		NE		NE	NE	NE
Cardiac disorders	Ventricular fibrillation	Male	396	62,7	0	0,0	363	58,1	0	0,0	NE			NE	NE	NE		NE	NE	NE	NE		NE	NE	NE	NE	NE	NE		NE	NE	NE
Cardiac disorders	Ventricular fibrillation	Female	236	37,3	0	0,0	262	41,9	1	0,4		*	Quasi-complete separation of data points detected.				*	ERROR: Error in computing the link function, its derivatives, or the variance function.			0,00		Algorithm converged.	0,00	NE	0,3426		>999.99		Algorithm converged.	0,00	NE
Ear and labyrinth disorders		Male	396	62,7	1	0,3	363	58,1	0	0,0		*	Quasi-complete separation of data points detected.				*	WARNING: The relative Hessian convergence criterion of 53.68217724 is greater than the limit of 0.0001. The convergence is questionable.			NE		Algorithm converged.	NE	NE	0,3384	1,0000	NE		Algorithm converged.	NE	NE
Ear and labyrinth disorders		Female	236	37,3	1	0,4	262	41,9	0	0,0		*	Quasi-complete separation of data points detected.				*	WARNING: Negative of Hessian not positive definite.			NE		Algorithm converged.	NE	NE	0,2920		NE		Algorithm converged.	NE	NE
Ear and labyrinth disorders	Sudden hearing loss	Male	396	62,7	0	0,0	363	58,1	0	0,0	NE			NE	NE	NE		NE	NE	NE	NE		NE	NE	NE	NE	NE	NE		NE	NE	NE
Ear and labyrinth disorders	Sudden hearing loss	Female	236	37,3	1	0,4	262	41,9	0	0,0		*	Quasi-complete separation of data points detected.				*	WARNING: Negative of Hessian not positive definite.			NE		Algorithm converged.	NE	NE	0,2920		NE		Algorithm converged.	NE	NE
Ear and labyrinth disorders	Vestibular disorder	Male	396	62,7	1	0,3	363	58,1	0	0,0		*	Quasi-complete separation of data points detected.				*	WARNING: The relative Hessian convergence criterion of 53.68217724 is greater than the limit of 0.0001. The convergence is questionable.			NE		Algorithm converged.	NE	NE	0,3384	NE	NE		Algorithm converged.	NE	NE
Ear and labyrinth disorders	Vestibular disorder	Female	236	37,3	0	0,0	262	41,9	0	0,0	NE			NE	NE	NE		NE	NE	NE	NE		NE	NE	NE	NE		NE		NE	NE	NE
Endocrine disorders		Male	396	62,7	0	0,0	363	58,1	1	0,3		*	Quasi-complete separation of data points detected.				*	WARNING: Negative of Hessian not positive definite.			0,00		Algorithm converged.	0,00	NE	0,2963	NE	>999.99		Algorithm converged.	0,00	NE
Endocrine disorders		Female	236	37,3	0	0,0	262	41,9	0	0,0	NE			NE	NE	NE		NE	NE	NE	NE		NE	NE	NE	NE		NE		NE	NE	NE
Endocrine disorders	Hyperplasia adrenal	Male	396	62,7	0	0,0	363	58,1	1	0,3		*	Quasi-complete separation of data points detected.				*	WARNING: Negative of Hessian not positive definite.			0,00		Algorithm converged.	0,00	NE	0,2963	NE	>999.99		Algorithm converged.	0,00	NE
Endocrine disorders	Hyperplasia adrenal	Female	236	37,3	0	0,0	262	41,9	0	0,0	NE			NE	NE	NE		NE	NE	NE	NE		NE	NE	NE	NE		NE		NE	NE	NE
Eye disorders		Male	396	62,7	23	5,8	363	58,1	19	5,2	1,12		Convergence criterion (GCONV=1E-8) satisfied.	0,60	2,09	0,006		Algorithm converged.	-0,027	0,038	1,11		Algorithm converged.	0,61	2,00	0,7299	0,2430	0,90		Algorithm converged.	0,50	1,63
Eye disorders		Female	236	37,3	22	9,3	262	41,9	13	5,0	1,97		Convergence criterion (GCONV=1E-8) satisfied.	0,97	4,00	0,044		Algorithm converged.	-0,002	0,089	1,88		Algorithm converged.	0,97	3,64	0,0576		0,53		Algorithm converged.	0,27	1,03
Eye disorders	Angle closure glaucoma	Male	396	62,7	1	0,3	363	58,1	1	0,3	0,92		Convergence criterion (GCONV=1E-8) satisfied.	0,06	14,71	0,000		Algorithm converged.	-0,008	0,007	0,92		Algorithm converged.	0,06	14,60	0,9509	1,0000	1,09		Algorithm converged.	0,07	17,38
Eye disorders	Angle closure glaucoma	Female	236	37,3	0	0,0	262	41,9	0	0,0	NE			NE	NE	NE		NE	NE	NE	NE		NE	NE	NE	NE		NE		NE	NE	NE
Eye disorders	Cataract	Male	396	62,7	3	0,8	363	58,1	4	1,1	0,69		Convergence criterion (GCONV=1E-8) satisfied.	0,15	3,08	-0,003		Algorithm converged.	-0,017	0,010	0,69		Algorithm converged.	0,15	3,05	0,6203	0,4974	1,45		Algorithm converged.	0,33	6,45
Eye disorders	Cataract	Female	236	37,3	7	3,0	262	41,9	6	2,3	1,30		Convergence criterion (GCONV=1E-8) satisfied.	0,43	3,94	0,007		Algorithm converged.	-0,021	0,035	1,30		Algorithm converged.	0,44	3,80	0,6370		0,77		Algorithm converged.	0,26	2,26
Eye disorders	Cataract nuclear	Male	396	62,7	0	0,0	363	58,1	0	0,0	NE			NE	NE	NE		NE	NE	NE	NE		NE	NE	NE	NE	NE	NE		NE	NE	NE
Eye disorders	Cataract nuclear	Female	236	37,3	0	0,0	262	41,9	1	0,4		*	Quasi-complete separation of data points detected.				*	ERROR: Error in computing the link function, its derivatives, or the variance function.			0,00		Algorithm converged.	0,00	NE	0,3426		>999.99		Algorithm converged.	0,00	NE
Eye disorders	Cataract subcapsular	Male	396	62,7	1	0,3	363	58,1	1	0,3	0,92		Convergence criterion (GCONV=1E-8) satisfied.	0,06	14,71	0,000		Algorithm converged.	-0,008	0,007	0,92		Algorithm converged.	0,06	14,60	0,9509	0,3360	1,09		Algorithm converged.	0,07	17,38
Eye disorders	Cataract subcapsular	Female	236	37,3	0	0,0	262	41,9	1	0,4		*	Quasi-complete separation of data points detected.				*	ERROR: Error in computing the link function, its derivatives, or the variance function.			0,00		Algorithm converged.	0,00	NE	0,3426		>999.99		Algorithm converged.	0,00	NE
Eye disorders	Diabetic eye disease	Male	396	62,7	1	0,3	363	58,1	0	0,0		*	Quasi-complete separation of data points detected.				*	WARNING: The relative Hessian convergence criterion of 50.428711952 is greater than the limit of 0.0001. The convergence is questionable.			NE		Algorithm converged.	NE	NE	0,3384	NE	NE		Algorithm converged.	NE	NE
Eye disorders	Diabetic eye disease	Female	236	37,3	0	0,0	262	41,9	0	0,0	NE			NE	NE	NE		NE	NE	NE	NE		NE	NE	NE	NE		NE		NE	NE	NE
Eye disorders	Diabetic retinal oedema	Male	396	62,7	0	0,0	363	58,1	2	0,6		*	Quasi-complete separation of data points detected.				*	WARNING: Negative of Hessian not positive definite.			0,00		Algorithm converged.	0,00	NE	0,1394	0,0250	>999.99		Algorithm converged.	0,00	NE
Eye disorders	Diabetic retinal oedema	Female	236	37,3	4	1,7	262	41,9	1	0,4	4,50		Convergence criterion (GCONV=1E-8) satisfied.	0,50	40,55	0,013		Algorithm converged.	-0,005	0,031	4,44		Algorithm converged.	0,50	39,45	0,1426		0,23		Algorithm converged.	0,03	2,00

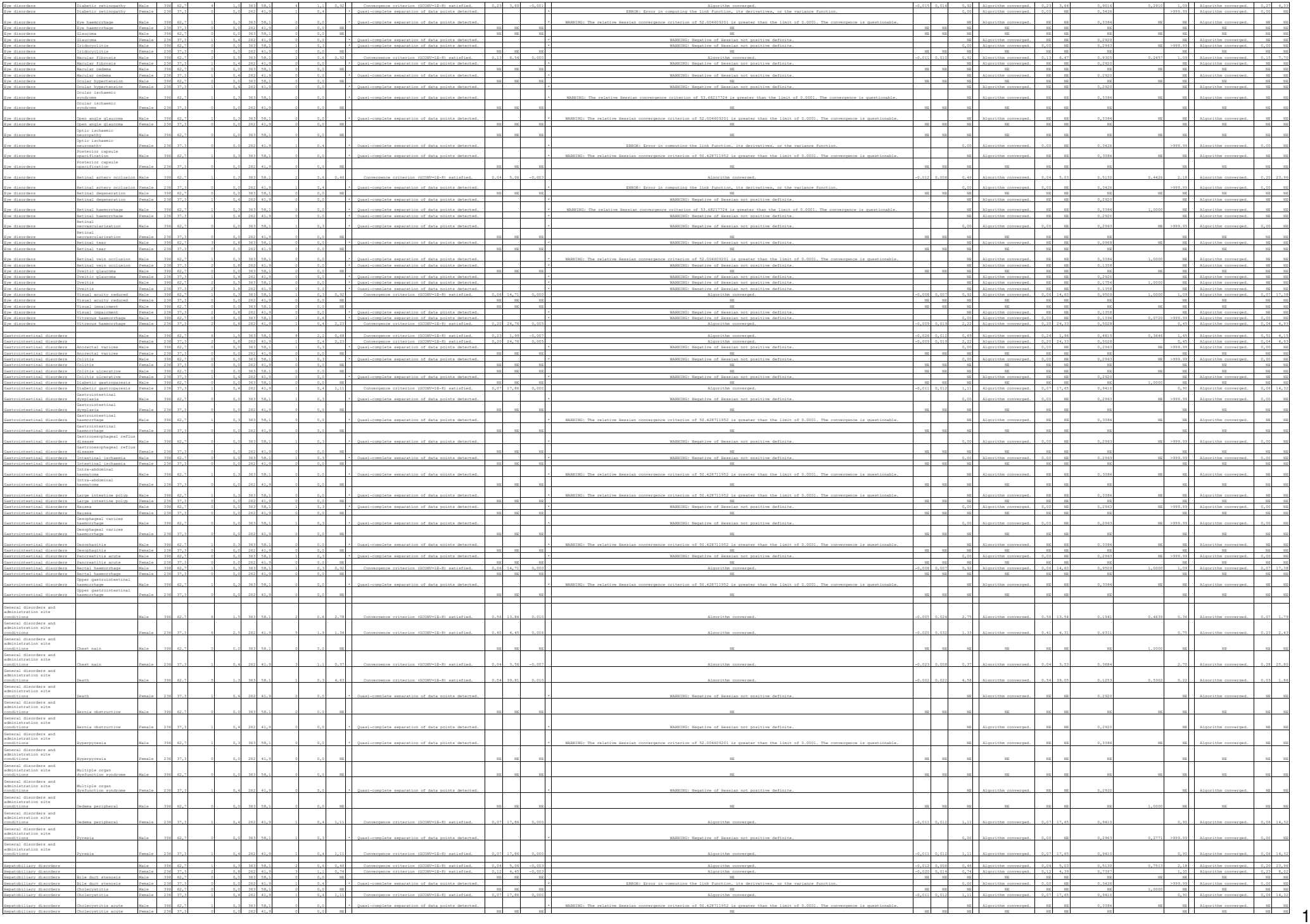

| | | |



| | | |

| | | |

| | | |

POPULATION: Safety-Evaluable Population B vs. C
ENRICHMENT: Any SAEs throughout the Entire Study
MODEL: Unstratified analysis
STUDY: GR40349 & GR40398
Dichotomous Analysis by Subgroups (Safety)

Age

			Paricimab (PZ) (N=432)				Aflibercept (N=425)				Paricimab (PZ) vs. Aflibercept												Aflibercept vs. Paricimab (PZ)			
			Patients		Patients with Event		Patients		Patients with Event		Odds Ratio					Absolute Risk Difference							Relative Risk			
MedDRA System Organ Class	MedDRA Preferred Term	Level	n	%	n	%	n	%	n	%	Odds Ratio	Convergence Reason	95% Lower CL	95% Upper CL	Absolute Risk	Convergence Reason	95% Lower CL	95% Upper CL	Relative Risk	Convergence Reason	95% Lower CL	95% Upper CL	p-value (Cochran-Mantel-Haenszel)	Interaction Test p-value (likelihood ratio)	Relative Risk	Convergence Reason	95% Lower CL	95% Upper CL
Blood and lymphatic system disorders		< 65 years	352	55,7	1	0,3	362	57,3	2	0,6	0,51	Convergence criterion (GCONV=1E-8) satisfied.	0,05	5,68	-0,003	Algorithm converged.	-0,012	0,007	0,51	Algorithm converged.	0,05	5,65	0,5796	0,6553	1,94	Algorithm converged.	0,18	21,35
Blood and lymphatic system disorders		>= 65 years	280	44,3	5	1,8	263	42,1	3	1,1	0,94	Convergence criterion (GCONV=1E-8) satisfied.	0,27	3,28	-0,001	Algorithm converged.	-0,024	0,021	0,94	Algorithm converged.	0,28	3,21	0,9206		1,06	Algorithm converged.	0,31	3,64
Blood and lymphatic system disorders	Anaemia	< 65 years	352	55,7	0	0,0	362	57,3	1	0,3		Quasi-complete separation of data points detected.				ERROR: Error in computing the link function, its derivatives, or the variance function.			0,00	Algorithm converged.	0,00	NE	0,3241	0,2736	>999,99	Algorithm converged.	0,00	NE
Blood and lymphatic system disorders	Anaemia	>= 65 years	280	44,3	4	1,4	263	42,1	4	1,5	0,94	Convergence criterion (GCONV=1E-8) satisfied.	0,23	3,79	-0,001	Algorithm converged.	-0,021	0,019	0,94	Algorithm converged.	0,24	3,72	0,9289		1,06	Algorithm converged.	0,27	4,21
Blood and lymphatic system disorders	Anaemia of chronic disease	< 65 years	352	55,7	0	0,0	362	57,3	1	0,3		Quasi-complete separation of data points detected.				ERROR: Error in computing the link function, its derivatives, or the variance function.			0,00	Algorithm converged.	0,00	NE	0,3241	NE	>999,99	Algorithm converged.	0,00	NE
Blood and lymphatic system disorders	Anaemia of chronic disease	>= 65 years	280	44,3	0	0,0	263	42,1	0	0,0	NE	NE	NE	NE	NE	NE	NE	NE	NE	NE	NE	NE	NE	NE	NE	NE	NE	NE
Blood and lymphatic system disorders	Lymphadenopathy	< 65 years	352	55,7	1	0,3	362	57,3	0	0,0		Quasi-complete separation of data points detected.				WARNING: The relative Hessian convergence criterion of 52.752889443 is greater than the limit of 0.0001. The convergence is questionable.			NE	Algorithm converged.	NE	NE	0,3195	NE	NE	Algorithm converged.	NE	NE
Blood and lymphatic system disorders	Lymphadenopathy	>= 65 years	280	44,3	0	0,0	263	42,1	0	0,0	NE	NE	NE	NE	NE	NE	NE	NE	NE	NE	NE	NE	NE	NE	NE	NE	NE	NE
Blood and lymphatic system disorders	Lymphadenopathy mediastinal	< 65 years	352	55,7	0	0,0	362	57,3	0	0,0	NE	NE	NE	NE	NE	NE	NE	NE	NE	NE	NE	NE	NE	NE	NE	NE	NE	NE
Blood and lymphatic system disorders	Lymphadenopathy mediastinal	>= 65 years	280	44,3	1	0,4	263	42,1	0	0,0		Quasi-complete separation of data points detected.				WARNING: Negative of Hessian not positive definite.			NE	Algorithm converged.	NE	NE	0,3325		NE	Algorithm converged.	NE	NE
Blood and lymphatic system disorders	Microcytic anaemia	< 65 years	352	55,7	0	0,0	362	57,3	0	0,0	NE	NE	NE	NE	NE	NE	NE	NE	NE	NE	NE	NE	NE	NE	NE	NE	NE	NE
Blood and lymphatic system disorders	Microcytic anaemia	>= 65 years	280	44,3	0	0,0	263	42,1	1	0,4		Quasi-complete separation of data points detected.				ERROR: The mean parameter is either invalid or at a limit of its range for some observations.			0,00	Algorithm converged.	0,00	NE	0,3022		>999,99	Algorithm converged.	0,00	NE
Cardiac disorders		< 85 years	352	55,7	15	4,3	362	57,3	16	4,6	0,94	Convergence criterion (GCONV=1E-8) satisfied.	0,47	1,98	-0,005	Algorithm converged.	-0,031	0,028	0,96	Algorithm converged.	0,48	1,92	0,9179	0,8841	1,04	Algorithm converged.	0,52	2,07
Cardiac disorders		>= 65 years	280	44,3	24	9,3	263	42,1	27	10,3	0,89	Convergence criterion (GCONV=1E-8) satisfied.	0,51	1,58	-0,010	Algorithm converged.	-0,060	0,040	0,90	Algorithm converged.	0,54	1,51	0,7097		1,11	Algorithm converged.	0,68	1,84
Cardiac disorders	Acute coronary syndrome	< 65 years	352	55,7	1	0,3	362	57,3	0	0,0		Quasi-complete separation of data points detected.				WARNING: The relative Hessian convergence criterion of 52.752889443 is greater than the limit of 0.0001. The convergence is questionable.			NE	Algorithm converged.	NE	NE	0,3195	NE	NE	Algorithm converged.	NE	NE
Cardiac disorders	Acute coronary syndrome	>= 65 years	280	44,3	0	0,0	263	42,1	0	0,0	NE	NE	NE	NE	NE	NE	NE	NE	NE	NE	NE	NE	NE	NE	NE	NE	NE	NE
Cardiac disorders	Acute left ventricular failure	< 65 years	352	55,7	1	0,3	362	57,3	1	0,3	1,03	Convergence criterion (GCONV=1E-8) satisfied.	0,06	16,50	0,000	Algorithm converged.	-0,008	0,008	1,03	Algorithm converged.	0,06	16,38	0,9842	0,2923	0,97	Algorithm converged.	0,06	15,63
Cardiac disorders	Acute left ventricular failure	>= 65 years	280	44,3	0	0,0	263	42,1	1	0,4		Quasi-complete separation of data points detected.				ERROR: The mean parameter is either invalid or at a limit of its range for some observations.			0,00	Algorithm converged.	0,00	NE	0,3022		>999,99	Algorithm converged.	0,00	NE
Cardiac disorders	Acute myocardial infarction	< 65 years	352	55,7	3	0,9	362	57,3	3	0,8	1,03	Convergence criterion (GCONV=1E-8) satisfied.	0,21	5,13	0,000	Algorithm converged.	-0,013	0,014	1,03	Algorithm converged.	0,21	5,06	0,9729	0,2412	0,97	Algorithm converged.	0,20	4,79
Cardiac disorders	Acute myocardial infarction	>= 65 years	280	44,3	1	0,4	263	42,1	4	1,5	0,23	Convergence criterion (GCONV=1E-8) satisfied.	0,03	2,09	-0,013	Algorithm converged.	-0,028	0,005	0,23	Algorithm converged.	0,03	2,08	0,1563		4,26	Algorithm converged.	0,48	37,85
Cardiac disorders	Angina pectoris	< 65 years	352	55,7	0	0,0	362	57,3	2	0,6		Quasi-complete separation of data points detected.				ERROR: Error in computing the link function, its derivatives, or the variance function.			0,00	Algorithm converged.	0,00	NE	0,1629	0,2003	>999,99	Algorithm converged.	0,00	NE
Cardiac disorders	Angina pectoris	>= 65 years	280	44,3	1	0,4	263	42,1	2	0,8	0,94	Convergence criterion (GCONV=1E-8) satisfied.	0,06	15,09	0,000	Algorithm converged.	-0,018	0,018	0,94	Algorithm converged.	0,06	14,94	0,9648		1,06	Algorithm converged.	0,07	16,93
Cardiac disorders	Angina unstable	< 65 years	352	55,7	0	0,0	362	57,3	0	0,0	NE	NE	NE	NE	NE	NE	NE	NE	NE	NE	NE	NE	NE	NE	NE	NE	NE	NE
Cardiac disorders	Angina unstable	>= 65 years	280	44,3	2	0,7	263	42,1	0	0,0		Quasi-complete separation of data points detected.				WARNING: Negative of Hessian not positive definite.			NE	Algorithm converged.	NE	NE	0,1701		NE	Algorithm converged.	NE	NE
Cardiac disorders	Aortic valve stenosis	< 65 years	352	55,7	0	0,0	362	57,3	0	0,0	NE	NE	NE	NE	NE	NE	NE	NE	NE	NE	NE	NE	NE	NE	NE	NE	NE	NE
Cardiac disorders	Aortic valve stenosis	>= 65 years	280	44,3	1	0,4	263	42,1	0	0,0		Quasi-complete separation of data points detected.				WARNING: Negative of Hessian not positive definite.			NE	Algorithm converged.	NE	NE	0,3325		NE	Algorithm converged.	NE	NE
Cardiac disorders	Arrhythmia	< 65 years	352	55,7	0	0,0	362	57,3	0	0,0	NE	NE	NE	NE	NE	NE	NE	NE	NE	NE	NE	NE	1,0000	NE	NE	NE	NE	NE
Cardiac disorders	Arrhythmia	>= 65 years	280	44,3	2	0,7	263	42,1	1	0,4	1,88	Convergence criterion (GCONV=1E-8) satisfied.	0,17	20,81	0,003	Algorithm converged.	-0,006	0,012	1,88	Algorithm converged.	0,17	20,60	0,6051		0,53	Algorithm converged.	0,05	5,84
Cardiac disorders	Arteriosclerosis coronary artery	< 65 years	352	55,7	0	0,0	362	57,3	0	0,0	NE	NE	NE	NE	NE	NE	NE	NE	NE	NE	NE	NE	NE	NE	NE	NE	NE	NE
Cardiac disorders	Arteriosclerosis coronary artery	>= 65 years	280	44,3	0	0,0	263	42,1	1	0,4		Quasi-complete separation of data points detected.				ERROR: The mean parameter is either invalid or at a limit of its range for some observations.			0,00	Algorithm converged.	0,00	NE	0,3022		>999,99	Algorithm converged.	0,00	NE
Cardiac disorders	Atrial fibrillation	< 65 years	352	55,7	1	0,3	362	57,3	0	0,0		Quasi-complete separation of data points detected.				WARNING: The relative Hessian convergence criterion of 52.752889443 is greater than the limit of 0.0001. The convergence is questionable.			NE	Algorithm converged.	NE	NE	0,3195	1,0000	NE	Algorithm converged.	NE	NE
Cardiac disorders	Atrial fibrillation	>= 65 years	280	44,3	1	0,4	263	42,1	0	0,0		Quasi-complete separation of data points detected.				WARNING: Negative of Hessian not positive definite.			NE	Algorithm converged.	NE	NE	0,3325		NE	Algorithm converged.	NE	NE
Cardiac disorders	Atrioventricular block	< 85 years	352	55,7	0	0,0	362	57,3	0	0,0	NE	NE	NE	NE	NE	NE	NE	NE	NE	NE	NE	NE	NE	NE	NE	NE	NE	NE
Cardiac disorders	Atrioventricular block complete	>= 65 years	280	44,3	0	0,0	263	42,1	1	0,4		Quasi-complete separation of data points detected.				ERROR: The mean parameter is either invalid or at a limit of its range for some observations.			0,00	Algorithm converged.	0,00	NE	0,3022		>999,99	Algorithm converged.	0,00	NE
Cardiac disorders	Atrioventricular block complete	< 65 years	352	55,7	1	0,3	362	57,3	0	0,0		Quasi-complete separation of data points detected.				WARNING: The relative Hessian convergence criterion of 60.288787935 is greater than the limit of 0.0001. The convergence is questionable.			NE	Algorithm converged.	NE	NE	0,3195	0,0904	NE	Algorithm converged.	NE	NE
Cardiac disorders	Atrioventricular block complete	>= 65 years	280	44,3	0	0,0	263	42,1	1	0,4		Quasi-complete separation of data points detected.				ERROR: The mean parameter is either invalid or at a limit of its range for some observations.			0,00	Algorithm converged.	0,00	NE	0,3022		>999,99	Algorithm converged.	0,00	NE
Cardiac disorders	Atrioventricular block second degree	< 65 years	352	55,7	0	0,0	362	57,3	0	0,0	NE	NE	NE	NE	NE	NE	NE	NE	NE	NE	NE	NE	NE	NE	NE	NE	NE	NE
Cardiac disorders	Atrioventricular block second degree	>= 65 years	280	44,3	0	0,0	263	42,1	1	0,4		Quasi-complete separation of data points detected.				ERROR: The mean parameter is either invalid or at a limit of its range for some observations.			0,00	Algorithm converged.	0,00	NE	0,3022		>999,99	Algorithm converged.	0,00	NE
Cardiac disorders	Cardiac arrest	< 65 years	352	55,7	0	0,0	362	57,3	0	0,0		Quasi-complete separation of data points detected.				ERROR: Error in computing the link function, its derivatives, or the variance function.			0,00	Algorithm converged.	0,00	NE	0,3241	0,1012	>999,99	Algorithm converged.	0,00	NE
Cardiac disorders	Cardiac arrest	>= 65 years	280	44,3	1	0,4	263	42,1	0	0,0		Quasi-complete separation of data points detected.				WARNING: Negative of Hessian not positive definite.			NE	Algorithm converged.	NE	NE	0,3325		NE	Algorithm converged.	NE	NE
Cardiac disorders	Cardiac failure	< 65 years	352	55,7	3	0,9	362	57,3	2	0,6	1,55	Convergence criterion (GCONV=1E-8) satisfied.	0,24	9,32	0,003	Algorithm converged.	-0,009	0,015	1,54	Algorithm converged.	0,24	9,16	0,6331	0,8830	0,65	Algorithm converged.	0,11	3,86
Cardiac disorders	Cardiac failure	>= 65 years	280	44,3	3	1,1	263	42,1	3	1,1	0,94	Convergence criterion (GCONV=1E-8) satisfied.	0,19	4,66	-0,001	Algorithm converged.	-0,018	0,017	0,94	Algorithm converged.	0,19	4,61	0,8388		1,06	Algorithm converged.	0,22	5,23
Cardiac disorders	Cardiac failure acute	< 65 years	352	55,7	0	0,0	362	57,3	0	0,0	NE	NE	NE	NE	NE	NE	NE	NE	NE	NE	NE	NE	NE	NE	NE	NE	NE	NE
Cardiac disorders	Cardiac failure acute	>= 65 years	280	44,3	0	0,0	263	42,1	1	0,4		Quasi-complete separation of data points detected.				ERROR: The mean parameter is either invalid or at a limit of its range for some observations.			0,00	Algorithm converged.	0,00	NE	0,3022		>999,99	Algorithm converged.	0,00	NE
Cardiac disorders	Cardiac failure chronic	< 65 years	352	55,7	0	0,0	362	57,3	0	0,0	NE	NE	NE	NE	NE	NE	NE	NE	NE	NE	NE	NE	1,0000	NE	NE	NE	NE	NE
Cardiac disorders	Cardiac failure chronic	>= 65 years	280	44,3	1	0,4	263	42,1	1	0,4	0,94	Convergence criterion (GCONV=1E-8) satisfied.	0,06	15,09	0,000	Algorithm converged.	-0,018	0,018	0,94	Algorithm converged.	0,06	14,94	0,9648		1,06	Algorithm converged.	0,07	16,93
Cardiac disorders	Cardiac failure congestive	< 65 years	352	55,7	3	0,9	362	57,3	3	0,8	1,03	Convergence criterion (GCONV=1E-8) satisfied.	0,21	5,13	0,000	Algorithm converged.	-0,013	0,014	1,03	Algorithm converged.	0,21	5,06	0,9725	0,2327	0,97	Algorithm converged.	0,20	4,79
Cardiac disorders	Cardiac failure congestive	>= 65 years	280	44,3	4	1,4	263	42,1	4	1,5	0,94	Convergence criterion (GCONV=1E-8) satisfied.	0,23	3,79	-0,001	Algorithm converged.	-0,021	0,019	0,94	Algorithm converged.	0,24	3,72	0,9289		1,06	Algorithm converged.	0,27	4,21
Cardiac disorders	Cardio-respiratory arrest	< 65 years	352	55,7	0	0,0	362	57,3	0	0,0	NE	NE	NE	NE	NE	NE	NE	NE	NE	NE	NE	NE	NE	NE	NE	NE	NE	NE
Cardiac disorders	Cardio-respiratory arrest	>= 65 years	280	44,3	0	0,0	263	42,1	1	0,4		Quasi-complete separation of data points detected.				ERROR: The mean parameter is either invalid or at a limit of its range for some observations.			0,00	Algorithm converged.	0,00	NE	0,3022		>999,99	Algorithm converged.	0,00	NE
Cardiac disorders	Cardiopulmonary failure	< 65 years	352	55,7	0	0,0	362	57,3	0	0,0	NE	NE	NE	NE	NE	NE	NE	NE	NE	NE	NE	NE	NE	NE	NE	NE	NE	NE
Cardiac disorders	Cardiopulmonary failure	>= 65 years	280	44,3	1	0,4	263	42,1	0	0,0		Quasi-complete separation of data points detected.				WARNING: Negative of Hessian not positive definite.			NE	Algorithm converged.	NE	NE	0,3325		NE	Algorithm converged.	NE	NE
Cardiac disorders	Cardiovascular disorder	< 65 years	352	55,7	0	0,0	362	57,3	0	0,0	NE	NE	NE	NE	NE	NE	NE	NE	NE	NE	NE	NE	NE	NE	NE	NE	NE	NE
Cardiac disorders	Cardiovascular disorder	>= 65 years	280	44,3	1	0,4	263	42,1	0	0,0		Quasi-complete separation of data points detected.				WARNING: Negative of Hessian not positive definite.			NE	Algorithm converged.	NE	NE	0,3325		NE	Algorithm converged.	NE	NE
Cardiac disorders	Chronic left ventricular failure	< 65 years	352	55,7	1	0,3	362	57,3	0	0,0		Quasi-complete separation of data points detected.				WARNING: The relative Hessian convergence criterion of 52.752889443 is greater than the limit of 0.0001. The convergence is questionable.			NE	Algorithm converged.	NE	NE	0,3195	1,0000	NE	Algorithm converged.	NE	NE
Cardiac disorders	Chronic left ventricular failure	>= 65 years	280	44,3	1	0,4	263	42,1	0	0,0		Quasi-complete separation of data points detected.				WARNING: Negative of Hessian not positive definite.			NE	Algorithm converged.	NE	NE	0,3325		NE	Algorithm converged.	NE	NE
Cardiac disorders	Coronary artery disease	< 65 years	352	55,7	3	0,9	362	57,3	3	0,8	1,03	Convergence criterion (GCONV=1E-8) satisfied.	0,21	5,13	0,000	Algorithm converged.	-0,013	0,014	1,03	Algorithm converged.	0,21	5,06	0,9725	0,2957	0,97	Algorithm converged.	0,20	4,79
Cardiac disorders	Coronary artery disease	>= 65 years	280	44,3	3	1,1	263	42,1	3	0,8	1,41	Convergence criterion (GCONV=1E-8) satisfied.	0,23	8,52	0,003	Algorithm converged.	-0,013	0,019	1,41	Algorithm converged.	0,24	8,37	0,7048		0,71	Algorithm converged.	0,12	4,21
Cardiac disorders	Hypertensive heart disease	< 65 years	352	55,7	0	0,0	362	57,3	1	0,3		Quasi-complete separation of data points detected.				ERROR: Error in computing the link function, its derivatives, or the variance function.			0,00	Algorithm converged.	0,00	NE	0,3241	NE	>999,99	Algorithm converged.	0,00	NE
Cardiac disorders	Hypertensive heart disease	>= 65 years	280	44,3	0	0,0	263	42,1	0	0,0	NE	NE	NE	NE	NE	NE	NE	NE	NE	NE	NE	NE	NE	NE	NE	NE	NE	NE
Cardiac disorders	Ischaemic cardiomyopathy	< 65 years	352	55,7	1	0,3	362	57,3	0	0,0		Quasi-complete separation of data points detected.				WARNING: The relative Hessian convergence criterion of 52.752889443 is greater than the limit of 0.0001. The convergence is questionable.			NE	Algorithm converged.	NE	NE	0,3195	NE	NE	Algorithm converged.	NE	NE
Cardiac disorders	Ischaemic cardiomyopathy	>= 65 years	280	44,3	0	0,0	263	42,1	0	0,0	NE	NE	NE	NE	NE	NE	NE	NE	NE	NE	NE	NE	NE	NE	NE	NE	NE	NE
Cardiac disorders	Myocardial infarction	< 65 years	352	55,7	2	0,6	362	57,3	4	1,2	0,51	Convergence criterion (GCONV=1E-8) satisfied.	0,09	2,81	-0,005	Algorithm converged.	-0,019	0,008	0,51	Algorithm converged.	0,09	2,79	0,4324	0,4473	1,94	Algorithm converged.	0,36	10,51
Cardiac disorders	Myocardial infarction	>= 65 years	280	44,3	6	2,1	263	42,1	5	1,9	1,13	Convergence criterion (GCONV=1E-8) satisfied.	0,34	3,75	0,002	Algorithm converged.	-0,021	0,026	1,13	Algorithm converged.	0,35	3,65	0,8418		0,89	Algorithm converged.	0,27	2,97
Cardiac disorders	Myocardial ischaemia	< 65 years	352	55,7	0	0,0	362	57,3	0	0,0	NE	NE	NE	NE	NE	NE	NE	NE	NE	NE	NE	NE	1,0000	NE	NE	NE	NE	NE
Cardiac disorders	Myocardial ischaemia	>= 65 years	280	44,3	1	0,4	263	42,1	1	0,4	0,94	Convergence criterion (GCONV=1E-8) satisfied.	0,06	15,09	0,000	Algorithm converged.	-0,018	0,018	0,94	Algorithm converged.	0,06	14,94	0,9648		1,06	Algorithm converged.	0,07	16,93
Cardiac disorders	Ventricular fibrillation	< 65 years	352	55,7	0	0,0	362	57,3	0	0,0	NE	NE	NE	NE	NE	NE	NE	NE	NE	NE	NE	NE	NE	NE	NE	NE	NE	NE
Cardiac disorders	Ventricular fibrillation	>= 65 years	280	44,3	0	0,0	263	42,1	1	0,4		Quasi-complete separation of data points detected.				ERROR: The mean parameter is either invalid or at a limit of its range for some observations.			0,00	Algorithm converged.	0,00	NE	0,3022		>999,99	Algorithm converged.	0,00	NE
Ear and labyrinth disorders		< 65 years	352	55,7	2	0,6	362	57,3	0	0,0		Quasi-complete separation of data points detected.				WARNING: Negative of Hessian not positive definite.			NE	Algorithm converged.	NE	NE	0,1513		NE	Algorithm converged.	NE	NE
Ear and labyrinth disorders		>= 65 years	280	44,3	0	0,0	263	42,1	0	0,0	NE	NE	NE	NE	NE	NE	NE	NE	NE	NE	NE	NE	NE	NE	NE	NE	NE	NE
Ear and labyrinth disorders	Sudden hearing loss	< 65 years	352	55,7	1	0,3	362	57,3	0	0,0		Quasi-complete separation of data points detected.				WARNING: The relative Hessian convergence criterion of 52.752889443 is greater than the limit of 0.0001. The convergence is questionable.			NE	Algorithm converged.	NE	NE	0,3195	NE	NE	Algorithm converged.	NE	NE
Ear and labyrinth disorders	Sudden hearing loss	>= 65 years	280	44,3	0	0,0	263	42,1	0	0,0	NE	NE	NE	NE	NE	NE	NE	NE	NE	NE	NE	NE	NE	NE	NE	NE	NE	NE
Ear and labyrinth disorders	Vestibular disorder	< 65 years	352	55,7	1	0,3	362	57,3	0	0,0		Quasi-complete separation of data points detected.				WARNING: The relative Hessian convergence criterion of 52.752889443 is greater than the limit of 0.0001. The convergence is questionable.			NE	Algorithm converged.	NE	NE	0,3195	NE	NE	Algorithm converged.	NE	NE
Ear and labyrinth disorders	Vestibular disorder	>= 65 years	280	44,3	0	0,0	263	42,1	0	0,0	NE	NE	NE	NE	NE	NE	NE	NE	NE	NE	NE	NE	NE	NE	NE	NE	NE	NE
Endocrine disorders		< 65 years	352	55,7	0	0,0	362	57,3	0	0,0	NE	NE	NE	NE	NE	NE	NE	NE	NE	NE	NE	NE	NE	NE	NE	NE	NE	NE
Endocrine disorders		>= 65 years	280	44,3	0	0,0	263	42,1	1	0,4		Quasi-complete separation of data points detected.				ERROR: The mean parameter is either invalid or at a limit of its range for some observations.			0,00	Algorithm converged.	0,00	NE	0,3022		>999,99	Algorithm converged.	0,00	NE
Endocrine disorders	Hyperplasia adrenal	< 65 years	352	55,7	0	0,0	362	57,3	0	0,0	NE	NE	NE	NE	NE	NE	NE	NE	NE	NE	NE	NE	NE	NE	NE	NE	NE	NE
Endocrine disorders	Hyperplasia adrenal	>= 65 years	280	44,3	0	0,0	263	42,1	1	0,4		Quasi-complete separation of data points detected.				ERROR: The mean parameter is either invalid or at a limit of its range for some observations.			0,00	Algorithm converged.	0,00	NE	0,3022		>999,99	Algorithm converged.	0,00	NE
Eye disorders		< 65 years	352	55,7	24	6,8	362	57,3	15	4,1	1,69	Convergence criterion (GCONV=1E-8) satisfied.	0,87	3,28	0,027	Algorithm converged.	-0,027	0,060	1,65	Algorithm converged.	0,88	3,08	0,1181	0,4362	0,61	Algorithm converged.	0,32	1,14
Eye disorders		>= 65 years	280	44,3	21	7,5	263	42,1	17	6,5	1,17	Convergence criterion (GCONV=1E-8) satisfied.	0,60	2,28	0,010	Algorithm converged.	-0,022	0,053	1,16	Algorithm converged.	0,61	2,19	0,6385		0,86	Algorithm converged.	0,47	1,60
Eye disorders	Angle closure glaucoma	< 65 years	352	55,7	0	0,0	362	57,3	1	0,3		Quasi-complete separation of data points detected.				ERROR: Error in computing the link function, its derivatives, or the variance function.			0,00	Algorithm converged.	0,00	NE	0,3241	0,1012	>999,99	Algorithm converged.	0,00	NE
Eye disorders	Angle closure glaucoma	>= 65 years	280	44,3	1	0,4	263	42,1	0	0,0		Quasi-complete separation of data points detected.				WARNING: Negative of Hessian not positive definite.			NE	Algorithm converged.	NE	NE	0,3325		NE	Algorithm converged.	NE	NE
Eye disorders	Cataract	< 65 years	352	55,7	1	0,3	362	57,3	2	0,6	1,55	Convergence criterion (GCONV=1E-8) satisfied.	0,24	9,32	0,003	Algorithm converged.	-0,009	0,015	1,54	Algorithm converged.	0,24	9,16	0,6333	0,5425	0,65	Algorithm converged.	0,11	3,86
Eye disorders	Cataract	>= 65 years	280	44,3	7	2,5	263	42,1	8	3,0	0,82	Convergence criterion (GCONV=1E-8) satisfied.	0,29	2,29	-0,006	Algorithm converged.	-0,031	0,022	0,82	Algorithm converged.	0,30	2,23	0,7009		1,22	Algorithm converged.	0,45	3,31
Eye disorders	Cataract nuclear	< 65 years	352	55,7	0	0,0	362	57,3	0	0,0	NE	NE	NE	NE	NE	NE	NE	NE	NE	NE	NE	NE	NE	NE	NE	NE	NE	NE
Eye disorders	Cataract nuclear	>= 65 years	280	44,3	0	0,0	263	42,1	1	0,4		Quasi-complete separation of data points detected.				ERROR: The mean parameter is either invalid or at a limit of its range for some observations.			0,00	Algorithm converged.	0,00	NE	0,3022		>999,99	Algorithm converged.	0,00	NE
Eye disorders	Cataract subcapsular	< 65 years	352	55,7	1	0,3	362	57,3	1	0,3	1,03	Convergence criterion (GCONV=1E-8) satisfied.	0,06	16,50	0,000	Algorithm converged.	-0,008	0,008	1,03	Algorithm converged.	0,06	16,38	0,9842	0,2923	0,97	Algorithm converged.	0,06	15,63
Eye disorders	Cataract subcapsular	>= 65 years	280	44,3	0	0,0	263	42,1	1	0,4		Quasi-complete separation of data points detected.				ERROR: The mean parameter is either invalid or at a limit of its range for some observations.			0,00	Algorithm converged.	0,00	NE	0,3022		>999,99	Algorithm converged.	0,00	NE
Eye disorders	Diabetic eye disease	< 65 years	352	55,7	0	0,0	362	57,3	0	0,0	NE	NE	NE	NE	NE	NE	NE	NE	NE	NE	NE	NE	NE	NE	NE	NE	NE	NE
Eye disorders	Diabetic eye disease	>= 65 years	280	44,3	1	0,4	263	42,1	0	0,0		Quasi-complete separation of data points detected.				WARNING: Negative of Hessian not positive definite.			NE	Algorithm converged.	NE	NE	0,3325		NE	Algorithm converged.	NE	NE
Eye disorders	Diabetic retinal oedema	< 65 years	352	55,7	2	0,6	362	57,3	2	0,6	1,03	Convergence criterion (GCONV=1E-8) satisfied.	0,14	7,34	0,000	Algorithm converged.	-0,011	0,011	1,03	Algorithm converged.	0,15	7,26	0,9778	0,6996	0,97	Algorithm converged.	0,14	6,87
Eye disorders	Diabetic retinal oedema	>= 65 years	280	44,3	3	0,7	263	42,1	1	0,4	1,88	Convergence criterion (GCONV=1E-8) satisfied.	0,17	20,81	0,003	Algorithm converged.	-0,009	0,016	1,88	Algorithm converged.	0,17	20,60	0,6051		0,53	Algorithm converged.	0,05	5,84
Eye disorders	Diabetic retinopathy	< 65 years	352	55,7	1	0,3	362	57,3	1	0,3	1,03	Convergence criterion (GCONV=1E-8) satisfied.	0,32	29,97	0,006	Algorithm converged.	-0,005	0,017	1,03	Algorithm converged.	0,32	29,52	0,9029	0,0778	0,32

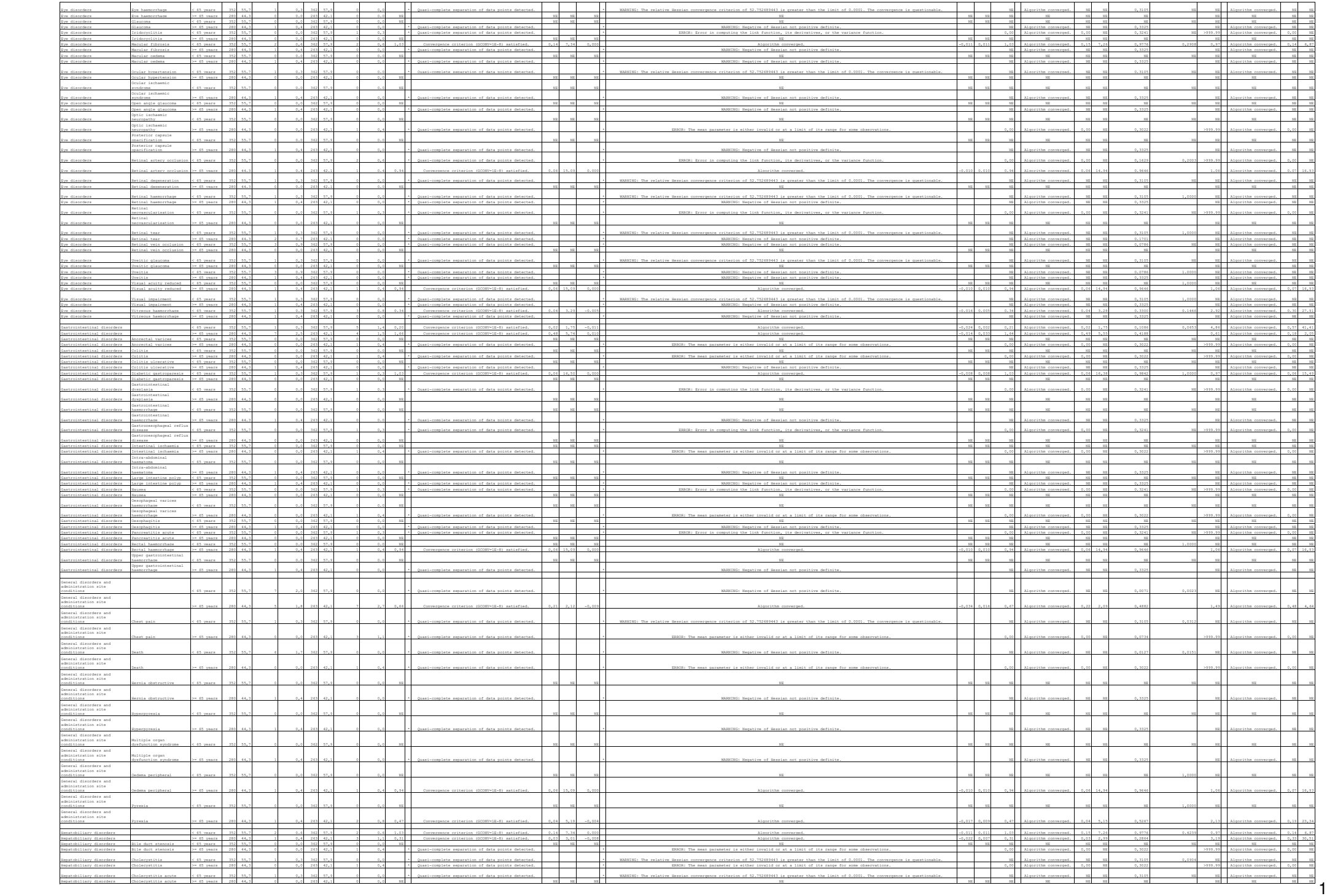

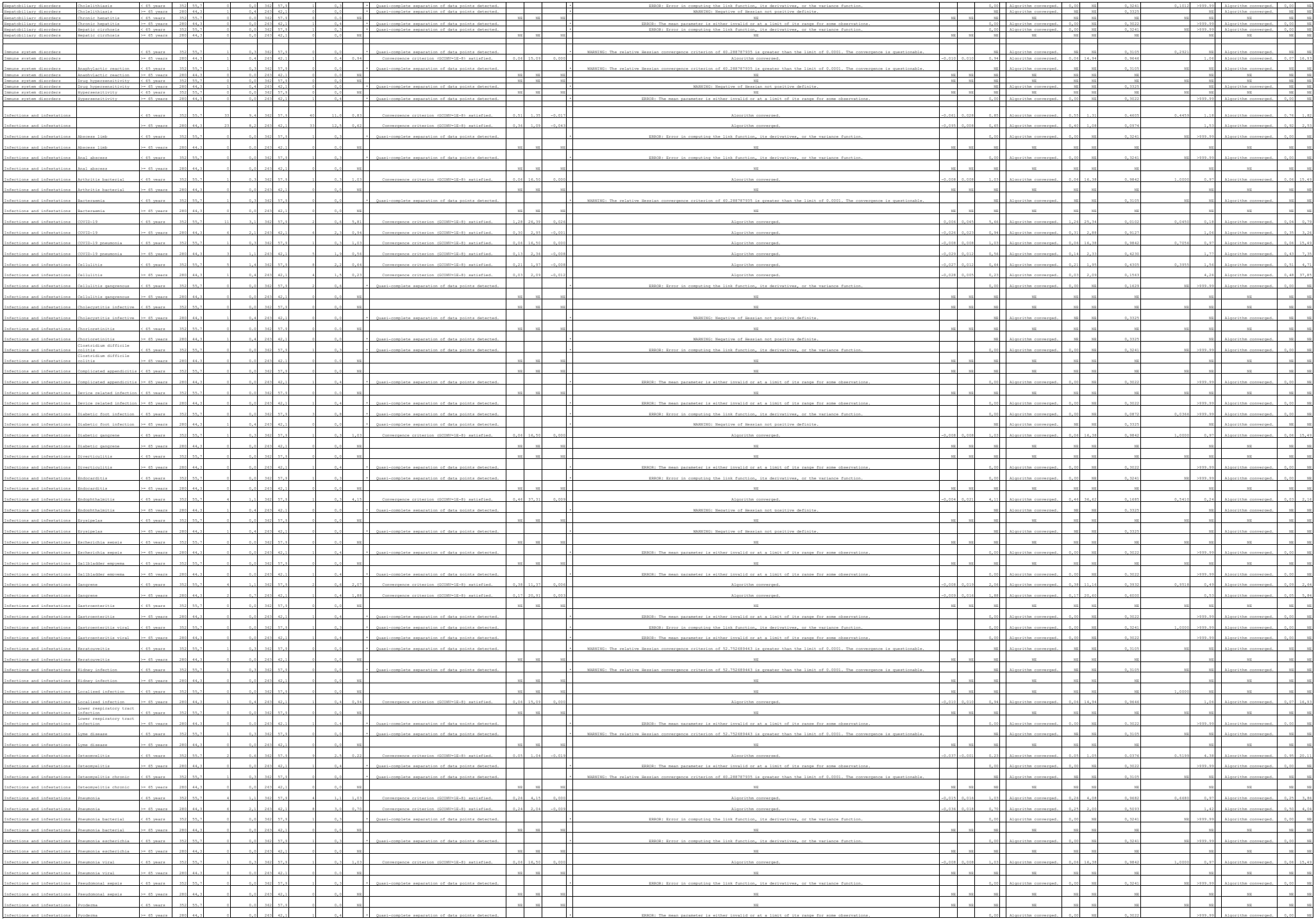

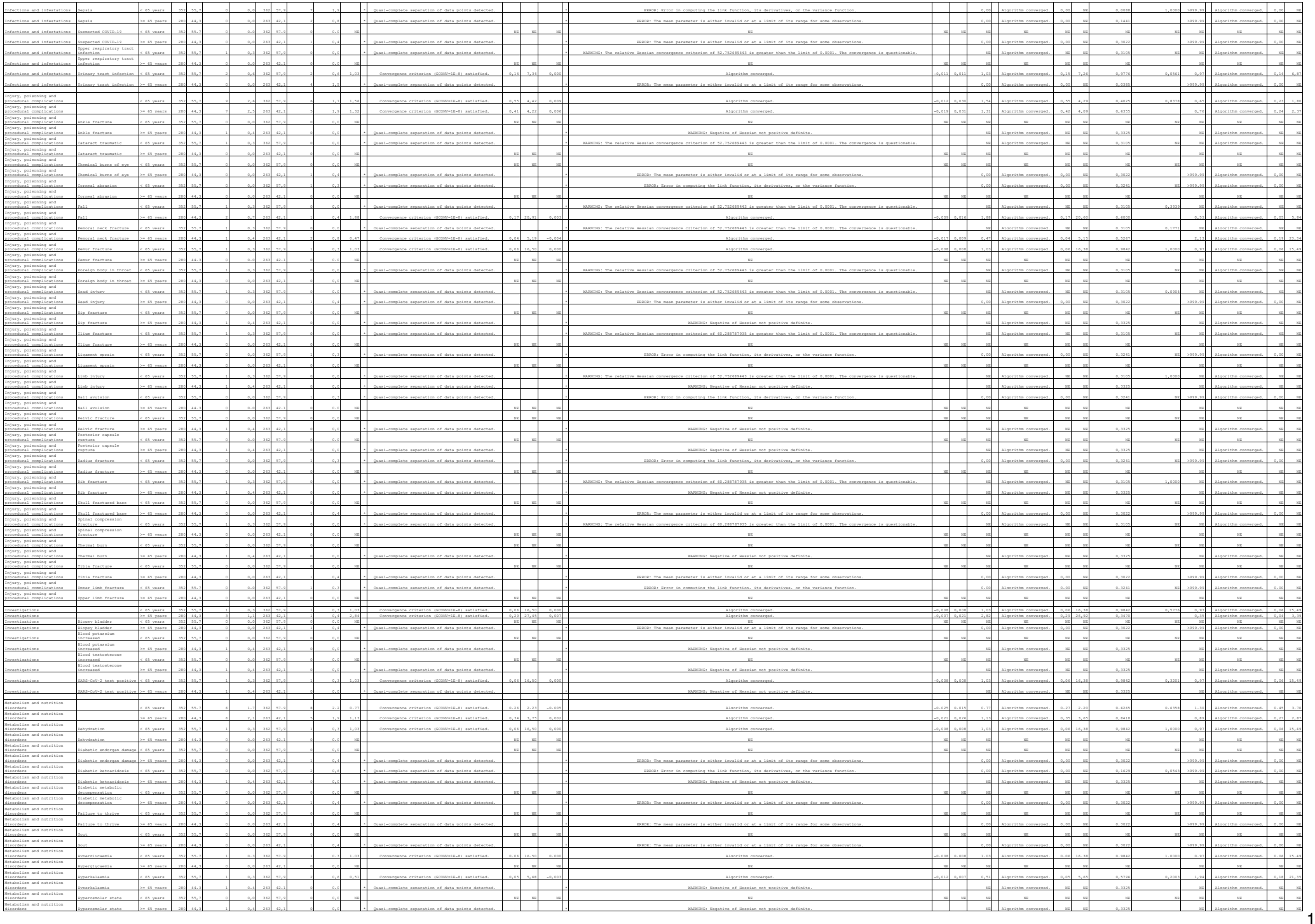

| | | |

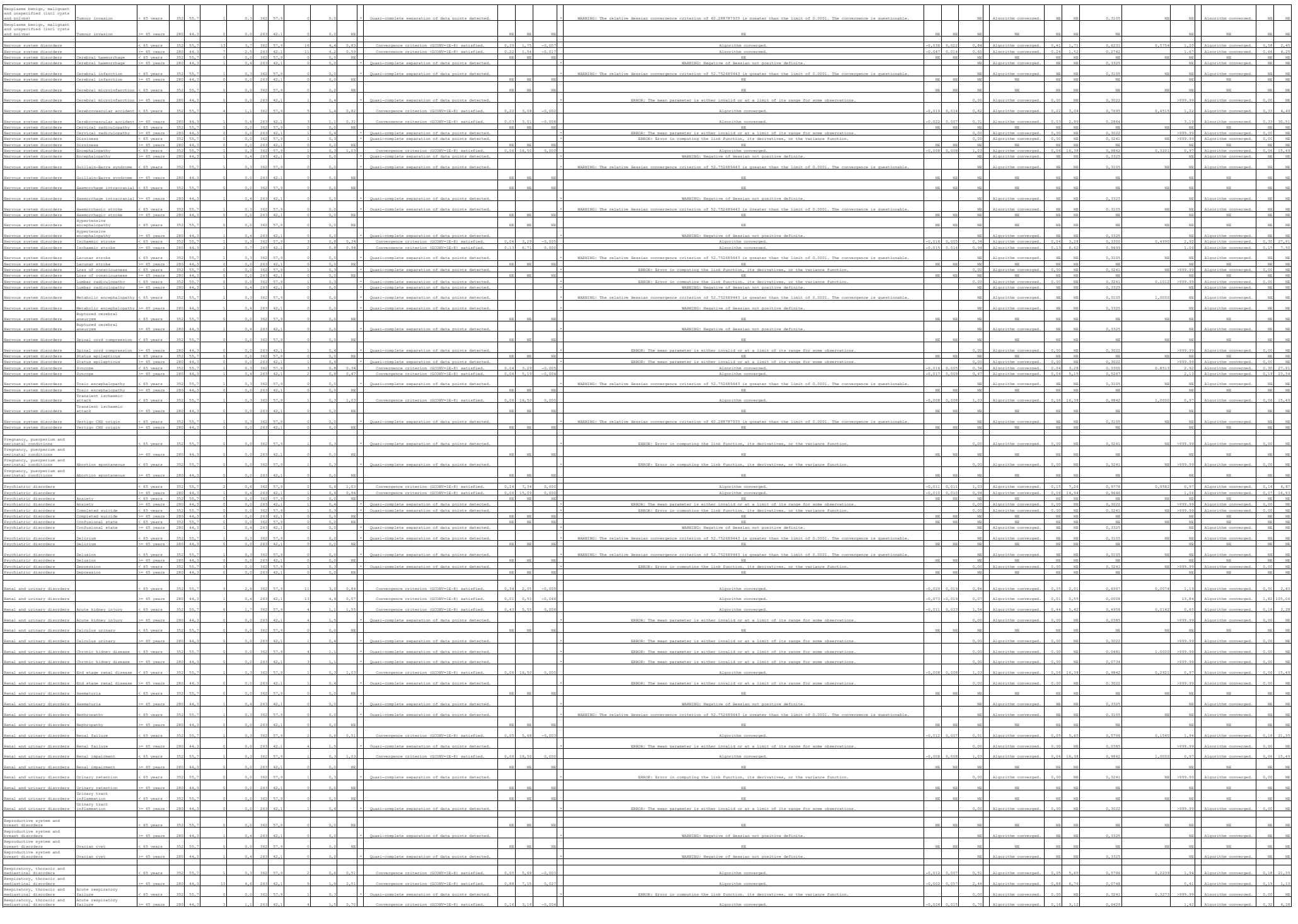

| | | |

POPULATION: Safety-Evaluable Population B vs. C
ENDPOINT: Any SAEs throughout the Entire Study
MODEL: Unstratified analysis
STUDY: GR40349 & GR40398
Dichotomous Analysis by Subgroups (Safety)

Baseline BCVA ETDRS letter score

			Faricimab (FTI) (N=632)				Aflibercept (N=625)				Faricimab (FTI) vs. Aflibercept												Aflibercept vs. Faricimab (FTI)			
			Patients		Patients with Event		Patients		Patients with Event		Odds Ratio				Absolute Risk Difference				Relative Risk				Relative Risk			
MedDRA System Organ Class	MedDRA Preferred Term	Level	n	%	n	%	n	%	n	%	Odds Ratio	Convergence Reason	95% Lower CL	95% Upper CL	Absolute Risk	Convergence Reason	95% Lower CL	95% Upper CL	Relative Risk	Convergence Reason	95% Lower CL	95% Upper CL	p-value (Cochran-Mantel-Haenszel)	Interaction Test: p-value (likelihood ratio)	Relative Risk	Convergence Reason	95% Lower CL	95% Upper CL
Blood and lymphatic system disorders		< 64 letters	281	44,5	2	0,7	284	45,4	2	0,7	1,01	Convergence criterion (GCONV=1E-8) satisfied.	0,14	7,23	0,000	Algorithm converged.	-0,014	0,014	1,01	Algorithm converged.	0,14	7,13	0,9915	0,8303	0,99	Algorithm converged.	0,14	6,98
Blood and lymphatic system disorders		>= 64 letters	349	55,2	4	1,1	341	54,6	1	0,3	0,28	Convergence criterion (GCONV=1E-8) satisfied.	0,21	2,93	-0,003	Algorithm converged.	-0,020	0,014	0,78	Algorithm converged.	0,21	2,89	0,7112		1,28	Algorithm converged.	0,33	4,72
Blood and lymphatic system disorders		Missing	2	0,3	0	0,0	0	0,0	0	0,0	NE	NE	NE	NE	NE	NE	NE	NE	NE	NE	NE	NE	NE	NE	NE	NE	NE	NE
Blood and lymphatic system disorders	Anaemia	< 64 letters	281	44,5	1	0,4	284	45,4	1	0,4	1,01	Convergence criterion (GCONV=1E-8) satisfied.	0,06	16,24	0,000	Algorithm converged.	-0,010	0,010	1,01	Algorithm converged.	0,06	16,08	0,9940	0,8412	0,99	Algorithm converged.	0,06	15,74
Blood and lymphatic system disorders	Anaemia	>= 64 letters	349	55,2	3	0,9	341	54,6	4	1,2	0,73	Convergence criterion (GCONV=1E-8) satisfied.	0,16	3,29	-0,003	Algorithm converged.	-0,018	0,012	0,73	Algorithm converged.	0,17	3,25	0,6815		1,34	Algorithm converged.	0,31	6,03
Blood and lymphatic system disorders	Anaemia	Missing	2	0,3	0	0,0	0	0,0	0	0,0	NE	NE	NE	NE	NE	NE	NE	NE	NE	NE	NE	NE	NE	NE	NE	NE	NE	NE
Blood and lymphatic system disorders	Anaemia of chronic disease	< 64 letters	281	44,5	0	0,0	284	45,4	1	0,4	*	Quasi-complete separation of data points detected.			*	ERROR: The mean parameter is either invalid or at a limit of its range for some observations.			0,00	Algorithm converged.	0,00	NE	0,3199	NE	>999,99	Algorithm converged.	0,00	NE
Blood and lymphatic system disorders	Anaemia of chronic disease	>= 64 letters	349	55,2	0	0,0	341	54,6	0	0,0	NE	NE	NE	NE	NE	NE	NE	NE	NE	NE	NE	NE	NE	NE	NE	NE	NE	NE
Blood and lymphatic system disorders	Anaemia of chronic disease	Missing	2	0,3	0	0,0	0	0,0	0	0,0	NE	NE	NE	NE	NE	NE	NE	NE	NE	NE	NE	NE	NE	NE	NE	NE	NE	NE
Blood and lymphatic system disorders	Lymphadenopathy	< 64 letters	281	44,5	1	0,4	284	45,4	0	0,0	*	Quasi-complete separation of data points detected.			*	WARNING: Negative of Hessian not positive definite.			NE	Algorithm converged.	NE	NE	0,3147	NE	NE	Algorithm converged.	NE	NE
Blood and lymphatic system disorders	Lymphadenopathy	>= 64 letters	349	55,2	0	0,0	341	54,6	0	0,0	NE	NE	NE	NE	NE	NE	NE	NE	NE	NE	NE	NE	NE	NE	NE	NE	NE	NE
Blood and lymphatic system disorders	Lymphadenopathy	Missing	2	0,3	0	0,0	0	0,0	0	0,0	NE	NE	NE	NE	NE	NE	NE	NE	NE	NE	NE	NE	NE	NE	NE	NE	NE	NE
Blood and lymphatic system disorders	Lymphadenopathy mediastinal	< 64 letters	281	44,5	0	0,0	284	45,4	0	0,0	NE	NE	NE	NE	NE	NE	NE	NE	NE	NE	NE	NE	NE	NE	NE	NE	NE	NE
Blood and lymphatic system disorders	Lymphadenopathy mediastinal	>= 64 letters	349	55,2	1	0,3	341	54,6	0	0,0	*	Quasi-complete separation of data points detected.			*	WARNING: The relative Hessian convergence criterion of 49.7545983O5 is greater than the limit of 0.0001. The convergence is questionable.			NE	Algorithm converged.	NE	NE	0,3229		NE	Algorithm converged.	NE	NE
Blood and lymphatic system disorders	Lymphadenopathy mediastinal	Missing	2	0,3	0	0,0	0	0,0	0	0,0	NE	NE	NE	NE	NE	NE	NE	NE	NE	NE	NE	NE	NE	NE	NE	NE	NE	NE
Blood and lymphatic system disorders	Microcytic anaemia	< 64 letters	281	44,5	0	0,0	284	45,4	0	0,0	NE	NE	NE	NE	NE	NE	NE	NE	NE	NE	NE	NE	NE	NE	NE	NE	NE	NE
Blood and lymphatic system disorders	Microcytic anaemia	>= 64 letters	349	55,2	0	0,0	341	54,6	1	0,3	*	Quasi-complete separation of data points detected.			*	ERROR: Error in computing the link function, its derivatives, or the variance function.			0,00	Algorithm converged.	0,00	NE	0,3127		>999,99	Algorithm converged.	0,00	NE
Blood and lymphatic system disorders	Microcytic anaemia	Missing	2	0,3	0	0,0	0	0,0	0	0,0	NE	NE	NE	NE	NE	NE	NE	NE	NE	NE	NE	NE	NE	NE	NE	NE	NE	NE
Cardiac disorders		< 64 letters	281	44,5	23	8,2	284	45,4	21	7,4	1,12	Convergence criterion (GCONV=1E-8) satisfied.	0,60	2,07	0,008	Algorithm converged.	-0,036	0,052	1,13	Algorithm converged.	0,63	1,95	0,7261	0,4417	0,90	Algorithm converged.	0,51	1,59
Cardiac disorders		>= 64 letters	349	55,2	24	6,9	341	54,6	23	6,7	0,79	Convergence criterion (GCONV=1E-8) satisfied.	0,42	1,50	-0,013	Algorithm converged.	-0,048	0,023	0,80	Algorithm converged.	0,44	1,46	0,4674		1,23	Algorithm converged.	0,66	2,29
Cardiac disorders		Missing	2	0,3	0	0,0	0	0,0	0	0,0	NE	NE	NE	NE	NE	NE	NE	NE	NE	NE	NE	NE	NE	NE	NE	NE	NE	NE
Cardiac disorders	Acute coronary syndrome	< 64 letters	281	44,5	0	0,0	284	45,4	0	0,0	NE	NE	NE	NE	NE	NE	NE	NE	NE	NE	NE	NE	NE	NE	NE	NE	NE	NE
Cardiac disorders	Acute coronary syndrome	>= 64 letters	349	55,2	1	0,3	341	54,6	1	0,3	*	Quasi-complete separation of data points detected.			*	WARNING: The relative Hessian convergence criterion of 49.7545983O5 is greater than the limit of 0.0001. The convergence is questionable.			NE	Algorithm converged.	NE	NE	0,3229		NE	Algorithm converged.	NE	NE
Cardiac disorders	Acute coronary syndrome	Missing	2	0,3	0	0,0	0	0,0	0	0,0	NE	NE	NE	NE	NE	NE	NE	NE	NE	NE	NE	NE	NE	NE	NE	NE	NE	NE
Cardiac disorders	Acute left ventricular failure	< 64 letters	281	44,5	1	0,4	284	45,4	1	0,4	1,01	Convergence criterion (GCONV=1E-8) satisfied.	0,06	16,24	0,000	Algorithm converged.	-0,010	0,010	1,01	Algorithm converged.	0,06	16,08	0,9940	0,3008	0,99	Algorithm converged.	0,06	15,74
Cardiac disorders	Acute left ventricular failure	>= 64 letters	349	55,2	0	0,0	341	54,6	1	0,3	*	Quasi-complete separation of data points detected.			*	ERROR: The mean parameter is either invalid or at a limit of its range for some observations.			0,00	Algorithm converged.	0,00	NE	0,3117		>999,99	Algorithm converged.	0,00	NE
Cardiac disorders	Acute left ventricular failure	Missing	2	0,3	0	0,0	0	0,0	0	0,0	NE	NE	NE	NE	NE	NE	NE	NE	NE	NE	NE	NE	NE	NE	NE	NE	NE	NE
Cardiac disorders	Acute myocardial infarction	< 64 letters	281	44,5	2	0,7	284	45,4	4	1,4	0,50	Convergence criterion (GCONV=1E-8) satisfied.	0,09	2,76	-0,007	Algorithm converged.	-0,024	0,010	0,53	Algorithm converged.	0,09	2,74	0,4196	0,8384	1,98	Algorithm converged.	0,37	10,72
Cardiac disorders	Acute myocardial infarction	>= 64 letters	349	55,2	2	0,6	341	54,6	3	0,9	0,63	Convergence criterion (GCONV=1E-8) satisfied.	0,11	3,91	-0,003	Algorithm converged.	-0,016	0,010	0,65	Algorithm converged.	0,11	3,87	0,6351		1,54	Algorithm converged.	0,24	9,13
Cardiac disorders	Acute myocardial infarction	Missing	2	0,3	0	0,0	0	0,0	0	0,0	NE	NE	NE	NE	NE	NE	NE	NE	NE	NE	NE	NE	NE	NE	NE	NE	NE	NE
Cardiac disorders	Angina pectoris	< 64 letters	281	44,5	1	0,4	284	45,4	3	1,1	0,33	Convergence criterion (GCONV=1E-8) satisfied.	0,03	3,53	-0,003	Algorithm converged.	-0,013	0,006	0,53	Algorithm converged.	0,03	3,54	0,5692	0,4038	1,98	Algorithm converged.	0,18	21,70
Cardiac disorders	Angina pectoris	>= 64 letters	349	55,2	0	0,0	341	54,6	0	0,0	*	Quasi-complete separation of data points detected.			*	ERROR: The mean parameter is either invalid or at a limit of its range for some observations.			0,00	Algorithm converged.	0,00	NE	0,3117		>999,99	Algorithm converged.	0,00	NE
Cardiac disorders	Angina pectoris	Missing	2	0,3	0	0,0	0	0,0	0	0,0	NE	NE	NE	NE	NE	NE	NE	NE	NE	NE	NE	NE	NE	NE	NE	NE	NE	NE
Cardiac disorders	Angina unstable	< 64 letters	281	44,5	2	0,7	284	45,4	1	0,4	NE	NE	NE	NE	NE	NE	NE	NE	NE	NE	NE	NE	NE	NE	NE	NE	NE	NE
Cardiac disorders	Angina unstable	>= 64 letters	349	55,2	2	0,6	341	54,6	0	0,0	*	Quasi-complete separation of data points detected.			*	WARNING: Negative of Hessian not positive definite.			NE	Algorithm converged.	NE	NE	0,1618		NE	Algorithm converged.	NE	NE
Cardiac disorders	Angina unstable	Missing	2	0,3	0	0,0	0	0,0	0	0,0	NE	NE	NE	NE	NE	NE	NE	NE	NE	NE	NE	NE	NE	NE	NE	NE	NE	NE
Cardiac disorders	Aortic valve stenosis	< 64 letters	281	44,5	1	0,4	284	45,4	1	0,4	NE	NE	NE	NE	NE	NE	NE	NE	NE	NE	NE	NE	NE	NE	NE	NE	NE	NE
Cardiac disorders	Aortic valve stenosis	>= 64 letters	349	55,2	1	0,3	341	54,6	0	0,0	*	Quasi-complete separation of data points detected.			*	WARNING: The relative Hessian convergence criterion of 49.7545983O5 is greater than the limit of 0.0001. The convergence is questionable.			NE	Algorithm converged.	NE	NE	0,3229		NE	Algorithm converged.	NE	NE
Cardiac disorders	Aortic valve stenosis	Missing	2	0,3	0	0,0	0	0,0	0	0,0	NE	NE	NE	NE	NE	NE	NE	NE	NE	NE	NE	NE	NE	NE	NE	NE	NE	NE
Cardiac disorders	Arrhythmia	< 64 letters	281	44,5	1	0,4	284	45,4	0	0,0	NE	NE	NE	NE	NE	NE	NE	NE	NE	NE	NE	NE	1,0000		NE	NE	NE	NE
Cardiac disorders	Arrhythmia	>= 64 letters	349	55,2	2	0,6	341	54,6	1	0,3	1,99	Convergence criterion (GCONV=1E-8) satisfied.	0,18	21,71	0,003	Algorithm converged.	-0,007	0,013	1,93	Algorithm converged.	0,19	21,45	0,5768		0,51	Algorithm converged.	0,07	3,63
Cardiac disorders	Arrhythmia	Missing	2	0,3	0	0,0	0	0,0	0	0,0	NE	NE	NE	NE	NE	NE	NE	NE	NE	NE	NE	NE	NE	NE	NE	NE	NE	NE
Cardiac disorders	Arteriosclerosis coronary artery	< 64 letters	281	44,5	0	0,0	284	45,4	1	0,4	NE	NE	NE	NE	NE	NE	NE	NE	NE	NE	NE	NE	NE	NE	NE	NE	NE	NE
Cardiac disorders	Arteriosclerosis coronary artery	>= 64 letters	349	55,2	0	0,0	341	54,6	1	0,3	*	Quasi-complete separation of data points detected.			*	ERROR: Error in computing the link function, its derivatives, or the variance function.			0,00	Algorithm converged.	0,00	NE	0,3117		>999,99	Algorithm converged.	0,00	NE
Cardiac disorders	Arteriosclerosis coronary artery	Missing	2	0,3	0	0,0	0	0,0	0	0,0	NE	NE	NE	NE	NE	NE	NE	NE	NE	NE	NE	NE	NE	NE	NE	NE	NE	NE
Cardiac disorders	Atrial fibrillation	< 64 letters	281	44,5	1	0,4	284	45,4	1	0,4	NE	NE	NE	NE	NE	NE	NE	NE	NE	NE	NE	NE	NE	NE	NE	NE	NE	NE
Cardiac disorders	Atrial fibrillation	>= 64 letters	349	55,2	2	0,6	341	54,6	0	0,0	*	Quasi-complete separation of data points detected.			*	WARNING: Negative of Hessian not positive definite.			NE	Algorithm converged.	NE	NE	0,1618		NE	Algorithm converged.	NE	NE
Cardiac disorders	Atrial fibrillation	Missing	2	0,3	0	0,0	0	0,0	0	0,0	NE	NE	NE	NE	NE	NE	NE	NE	NE	NE	NE	NE	NE	NE	NE	NE	NE	NE
Cardiac disorders	Atrioventricular block	< 64 letters	281	44,5	1	0,4	284	45,4	1	0,4	NE	NE	NE	NE	NE	NE	NE	NE	NE	NE	NE	NE	NE	NE	NE	NE	NE	NE
Cardiac disorders	Atrioventricular block	>= 64 letters	349	55,2	0	0,0	341	54,6	1	0,3	*	Quasi-complete separation of data points detected.			*	ERROR: The mean parameter is either invalid or at a limit of its range for some observations.			0,00	Algorithm converged.	0,00	NE	0,3117		>999,99	Algorithm converged.	0,00	NE
Cardiac disorders	Atrioventricular block	Missing	2	0,3	0	0,0	0	0,0	0	0,0	NE	NE	NE	NE	NE	NE	NE	NE	NE	NE	NE	NE	NE	NE	NE	NE	NE	NE
Cardiac disorders	Atrioventricular block complete	< 64 letters	281	44,5	1	0,4	284	45,4	0	0,0	*	Quasi-complete separation of data points detected.			*	WARNING: Negative of Hessian not positive definite.			NE	Algorithm converged.	NE	NE	0,3147	0,0927	NE	Algorithm converged.	NE	NE
Cardiac disorders	Atrioventricular block complete	>= 64 letters	349	55,2	0	0,0	341	54,6	1	0,3	*	Quasi-complete separation of data points detected.			*	ERROR: Error in computing the link function, its derivatives, or the variance function.			0,00	Algorithm converged.	0,00	NE	0,3117		>999,99	Algorithm converged.	0,00	NE
Cardiac disorders	Atrioventricular block complete	Missing	2	0,3	0	0,0	0	0,0	0	0,0	NE	NE	NE	NE	NE	NE	NE	NE	NE	NE	NE	NE	NE	NE	NE	NE	NE	NE
Cardiac disorders	Atrioventricular block second degree	< 64 letters	281	44,5	0	0,0	284	45,4	1	0,4	*	Quasi-complete separation of data points detected.			*	ERROR: The mean parameter is either invalid or at a limit of its range for some observations.			0,00	Algorithm converged.	0,00	NE	0,3199	NE	>999,99	Algorithm converged.	0,00	NE
Cardiac disorders	Atrioventricular block second degree	>= 64 letters	349	55,2	0	0,0	341	54,6	0	0,0	NE	NE	NE	NE	NE	NE	NE	NE	NE	NE	NE	NE	NE	NE	NE	NE	NE	NE
Cardiac disorders	Atrioventricular block second degree	Missing	2	0,3	0	0,0	0	0,0	0	0,0	NE	NE	NE	NE	NE	NE	NE	NE	NE	NE	NE	NE	NE	NE	NE	NE	NE	NE
Cardiac disorders	Cardiac arrest	< 64 letters	281	44,5	1	0,4	284	45,4	1	0,4	1,01	Convergence criterion (GCONV=1E-8) satisfied.	0,06	16,24	0,000	Algorithm converged.	-0,010	0,010	1,01	Algorithm converged.	0,06	16,08	0,9940	1,0000	0,99	Algorithm converged.	0,06	15,74
Cardiac disorders	Cardiac arrest	>= 64 letters	349	55,2	0	0,0	341	54,6	0	0,0	NE	NE	NE	NE	NE	NE	NE	NE	NE	NE	NE	NE	NE	NE	NE	NE	NE	NE
Cardiac disorders	Cardiac arrest	Missing	2	0,3	0	0,0	0	0,0	0	0,0	NE	NE	NE	NE	NE	NE	NE	NE	NE	NE	NE	NE	NE	NE	NE	NE	NE	NE
Cardiac disorders	Cardiac failure	< 64 letters	281	44,5	4	1,4	284	45,4	1	0,4	1,35	Convergence criterion (GCONV=1E-8) satisfied.	0,30	6,16	0,004	Algorithm converged.	-0,010	0,022	1,35	Algorithm converged.	0,30	5,97	0,6035	0,7976	0,74	Algorithm converged.	0,17	3,29
Cardiac disorders	Cardiac failure	>= 64 letters	349	55,2	2	0,6	341	54,6	2	0,6	0,98	Convergence criterion (GCONV=1E-8) satisfied.	0,14	6,97	0,000	Algorithm converged.	-0,011	0,011	0,98	Algorithm converged.	0,14	6,95	0,9815		1,02	Algorithm converged.	0,14	7,22
Cardiac disorders	Cardiac failure	Missing	2	0,3	0	0,0	0	0,0	0	0,0	NE	NE	NE	NE	NE	NE	NE	NE	NE	NE	NE	NE	NE	NE	NE	NE	NE	NE
Cardiac disorders	Cardiac failure acute	< 64 letters	281	44,5	0	0,0	284	45,4	1	0,4	*	Quasi-complete separation of data points detected.			*	ERROR: The mean parameter is either invalid or at a limit of its range for some observations.			0,00	Algorithm converged.	0,00	NE	0,3199		>999,99	Algorithm converged.	0,00	NE
Cardiac disorders	Cardiac failure acute	>= 64 letters	349	55,2	0	0,0	341	54,6	0	0,0	NE	NE	NE	NE	NE	NE	NE	NE	NE	NE	NE	NE	NE	NE	NE	NE	NE	NE
Cardiac disorders	Cardiac failure acute	Missing	2	0,3	0	0,0	0	0,0	0	0,0	NE	NE	NE	NE	NE	NE	NE	NE	NE	NE	NE	NE	NE	NE	NE	NE	NE	NE
Cardiac disorders	Cardiac failure chronic	< 64 letters	281	44,5	0	0,0	284	45,4	1	0,4	*	Quasi-complete separation of data points detected.			*	ERROR: The mean parameter is either invalid or at a limit of its range for some observations.			0,00	Algorithm converged.	0,00	NE	0,3199	0,0977	>999,99	Algorithm converged.	0,00	NE
Cardiac disorders	Cardiac failure chronic	>= 64 letters	349	55,2	1	0,3	341	54,6	0	0,0	*	Quasi-complete separation of data points detected.			*	WARNING: The relative Hessian convergence criterion of 49.7545983O5 is greater than the limit of 0.0001. The convergence is questionable.			NE	Algorithm converged.	NE	NE	0,3229		NE	Algorithm converged.	NE	NE
Cardiac disorders	Cardiac failure chronic	Missing	2	0,3	0	0,0	0	0,0	0	0,0	NE	NE	NE	NE	NE	NE	NE	NE	NE	NE	NE	NE	NE	NE	NE	NE	NE	NE
Cardiac disorders	Cardiac failure congestive	< 64 letters	281	44,5	4	1,4	284	45,4	4	1,4	1,01	Convergence criterion (GCONV=1E-8) satisfied.	0,25	4,08	0,000	Algorithm converged.	-0,010	0,020	1,01	Algorithm converged.	0,26	4,00	0,9879	0,9749	0,99	Algorithm converged.	0,25	3,92
Cardiac disorders	Cardiac failure congestive	>= 64 letters	349	55,2	3	0,9	341	54,6	3	0,9	0,98	Convergence criterion (GCONV=1E-8) satisfied.	0,20	4,87	0,000	Algorithm converged.	-0,014	0,014	0,98	Algorithm converged.	0,20	4,81	0,9773		1,02	Algorithm converged.	0,21	5,04
Cardiac disorders	Cardiac failure congestive	Missing	2	0,3	0	0,0	0	0,0	0	0,0	NE	NE	NE	NE	NE	NE	NE	NE	NE	NE	NE	NE	NE	NE	NE	NE	NE	NE
Cardiac disorders	Cardio-respiratory arrest	< 64 letters	281	44,5	0	0,0	284	45,4	0	0,0	NE	NE	NE	NE	NE	NE	NE	NE	NE	NE	NE	NE	NE	NE	NE	NE	NE	NE
Cardiac disorders	Cardio-respiratory arrest	>= 64 letters	349	55,2	0	0,0	341	54,6	1	0,3	*	Quasi-complete separation of data points detected.			*	ERROR: Error in computing the link function, its derivatives, or the variance function.			0,00	Algorithm converged.	0,00	NE	0,3117		>999,99	Algorithm converged.	0,00	NE
Cardiac disorders	Cardio-respiratory arrest	Missing	2	0,3	0	0,0	0	0,0	0	0,0	NE	NE	NE	NE	NE	NE	NE	NE	NE	NE	NE	NE	NE	NE	NE	NE	NE	NE
Cardiac disorders	Cardiopulmonary failure	< 64 letters	281	44,5	0	0,0	284	45,4	0	0,0	NE	NE	NE	NE	NE	NE	NE	NE	NE	NE	NE	NE	NE	NE	NE	NE	NE	NE
Cardiac disorders	Cardiopulmonary failure	>= 64 letters	349	55,2	1	0,3	341	54,6	1	0,3	*	Quasi-complete separation of data points detected.			*	WARNING: The relative Hessian convergence criterion of 49.7545983O5 is greater than the limit of 0.0001. The convergence is questionable.			NE	Algorithm converged.	NE	NE	0,3229		NE	Algorithm converged.	NE	NE
Cardiac disorders	Cardiopulmonary failure	Missing	2	0,3	0	0,0	0	0,0	0	0,0	NE	NE	NE	NE	NE	NE	NE	NE	NE	NE	NE	NE	NE	NE	NE	NE	NE	NE
Cardiac disorders	Cardiovascular disorder	< 64 letters	281	44,5	1	0,4	284	45,4	0	0,0	*	Quasi-complete separation of data points detected.			*	WARNING: Negative of Hessian not positive definite.			NE	Algorithm converged.	NE	NE	0,3147		NE	Algorithm converged.	NE	NE
Cardiac disorders	Cardiovascular disorder	>= 64 letters	349	55,2	0	0,0	341	54,6	0	0,0	NE	NE	NE	NE	NE	NE	NE	NE	NE	NE	NE	NE	NE	NE	NE	NE	NE	NE
Cardiac disorders	Cardiovascular disorder	Missing	2	0,3	0	0,0	0	0,0	0	0,0	NE	NE	NE	NE	NE	NE	NE	NE	NE	NE	NE	NE	NE	NE	NE	NE	NE	NE
Cardiac disorders	Chronic left ventricular failure	< 64 letters	281	44,5	1	0,4	284	45,4	0	0,0	*	Quasi-complete separation of data points detected.			*	WARNING: Negative of Hessian not positive definite.			NE	Algorithm converged.	NE	NE	0,3147	1,0000	NE	Algorithm converged.	NE	NE
Cardiac disorders	Chronic left ventricular failure	>= 64 letters	349	55,2	1	0,3	341	54,6	0	0,0	*	Quasi-complete separation of data points detected.			*	WARNING: The relative Hessian convergence criterion of 49.7545983O5 is greater than the limit of 0.0001. The convergence is questionable.			NE	Algorithm converged.	NE	NE	0,3229		NE	Algorithm converged.	NE	NE
Cardiac disorders	Chronic left ventricular failure	Missing	2	0,3	0	0,0	0	0,0	0	0,0	NE	NE	NE	NE	NE	NE	NE	NE	NE	NE	NE	NE	NE	NE	NE	NE	NE	NE
Cardiac disorders	Coronary artery disease	< 64 letters	281	44,5	1	0,4	284	45,4	0	0,0	*	Quasi-complete separation of data points detected.			*	WARNING: Negative of Hessian not positive definite.			NE	Algorithm converged.	NE	NE	0,0241	0,0016	NE	Algorithm converged.	NE	NE
Cardiac disorders	Coronary artery disease	>= 64 letters	349	55,2	1	0,3	341	54,6	5	1,5	0,19	Convergence criterion (GCONV=1E-8) satisfied.	0,02	1,66	-0,012	Algorithm converged.	-0,026	0,002	0,20	Algorithm converged.	0,02	1,66	0,0954		5,12	Algorithm converged.	0,80	43,57
Cardiac disorders	Coronary artery disease	Missing	2	0,3	0	0,0	0	0,0	0	0,0	NE	NE	NE	NE	NE	NE	NE	NE	NE	NE	NE	NE	NE	NE	NE	NE	NE	NE
Cardiac disorders	Hypertensive heart disease	< 64 letters	281	44,5	0	0,0	284	45,4	0	0,0	*	Quasi-complete separation of data points detected.			*	ERROR: The mean parameter is either invalid or at a limit of its range for some observations.			0,00	Algorithm converged.	0,00	NE	0,3199	NE	>999,99	Algorithm converged.	0,00	NE
Cardiac disorders	Hypertensive heart disease	>= 64 letters	349	55,2	0	0,0	341	54,6	0	0,0	NE	NE	NE	NE	NE	NE	NE	NE	NE	NE	NE	NE	NE	NE	NE	NE	NE	NE
Cardiac disorders	Hypertensive heart disease	Missing	2	0,3	0	0,0	0	0,0	0	0,0	NE	NE	NE	NE	NE	NE	NE	NE	NE	NE	NE	NE	NE	NE	NE	NE	NE	NE
Cardiac disorders	Ischaemic cardiomyopathy	< 64 letters	281	44,5	1	0,4	284	45,4	0	0,0	*	Quasi-complete separation of data points detected.			*	WARNING: Negative of Hessian not positive definite.			NE	Algorithm converged.	NE	NE	0,3147	NE	NE	Algorithm converged.	NE	NE

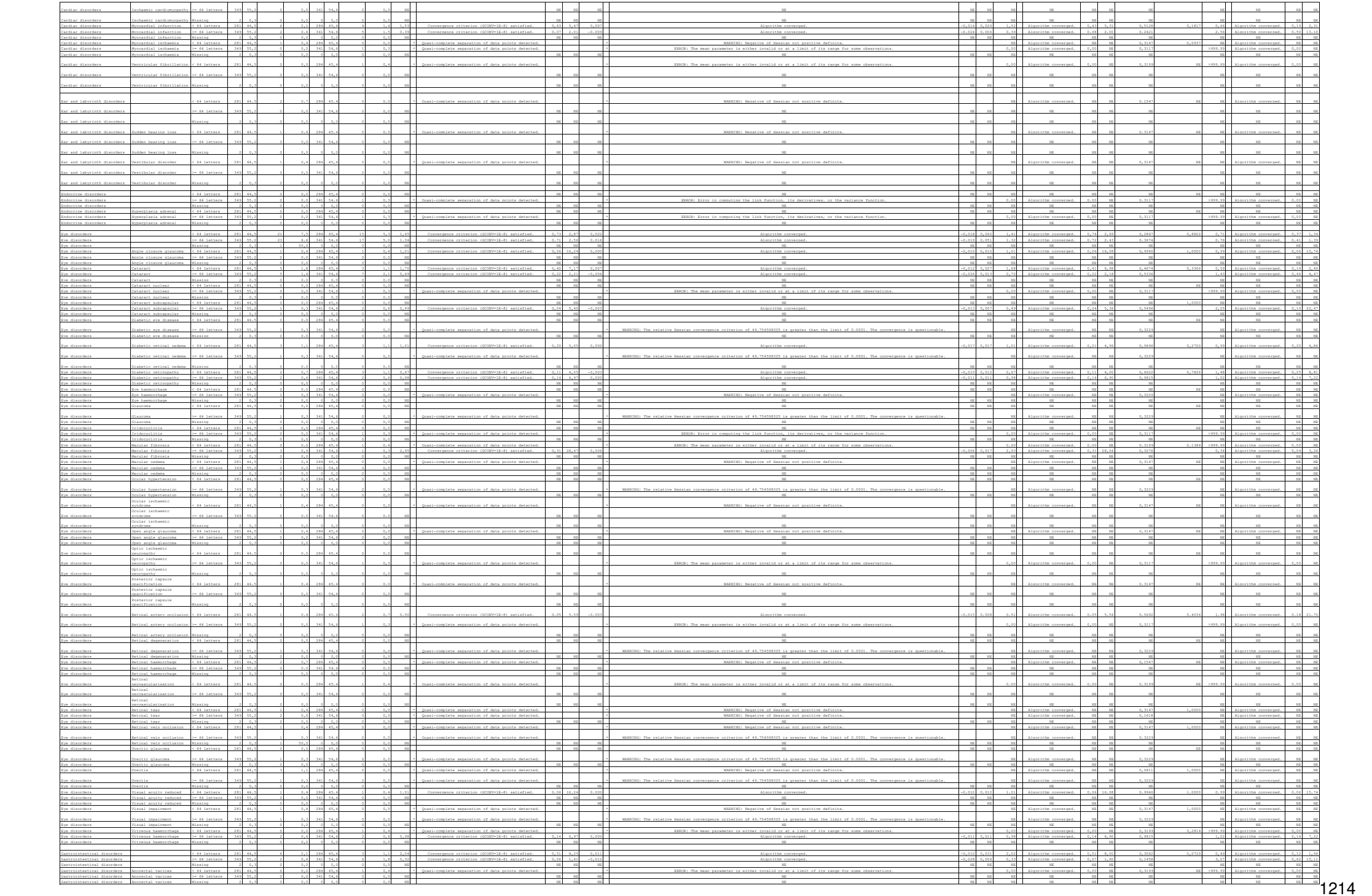

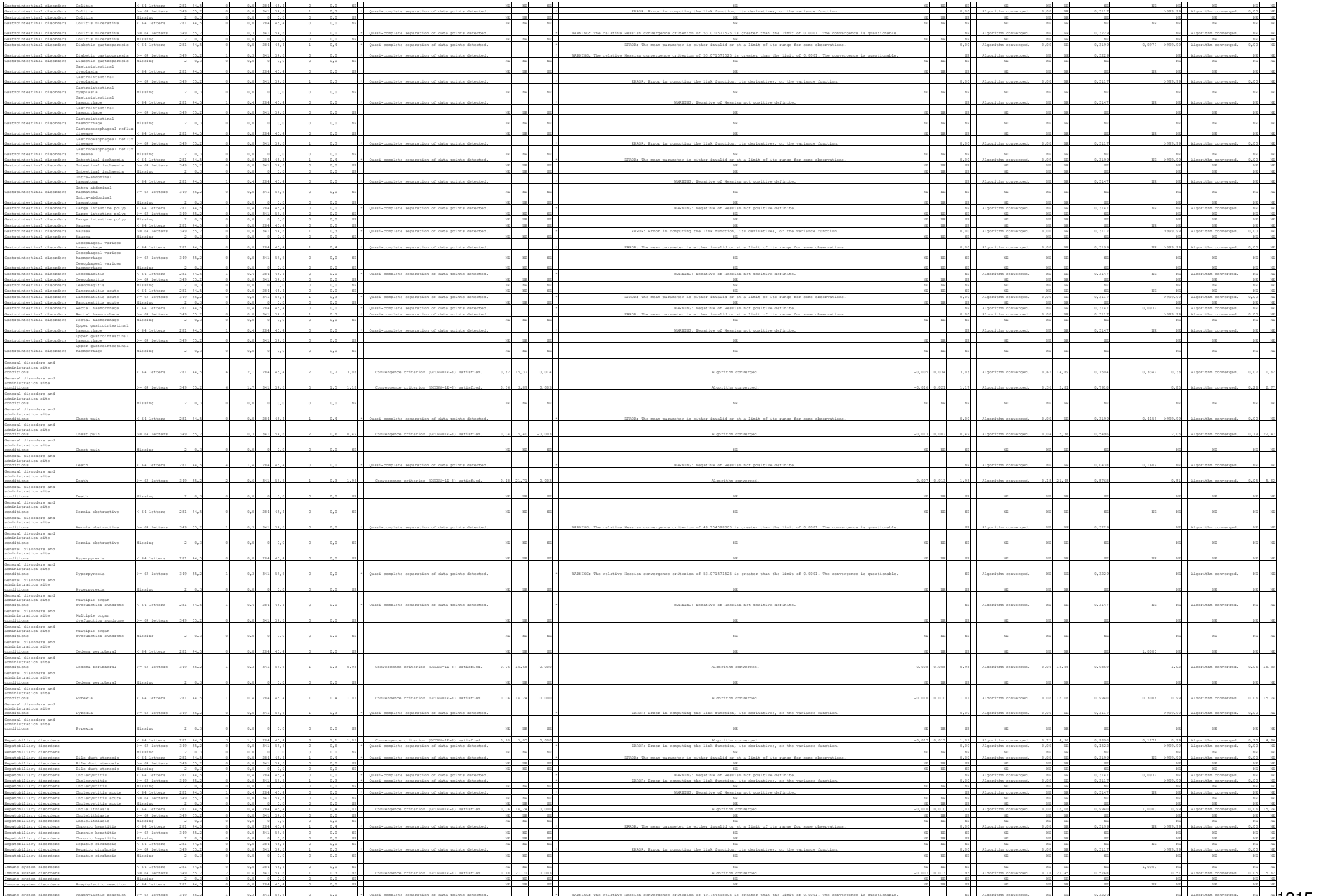

Immune system disorders	Anaphylactic reaction	Missing	2	0,3	0	0,0	0	0,0	0	0,0	NE			NE	NE	NE		NE	NE	NE	NE		NE	NE	NE	NE		NE		NE	NE	NE
Immune system disorders	Drug hypersensitivity	< 64 letters	281	44,5	0	0,0	284	45,4	0	0,0	NE			NE	NE	NE		NE	NE	NE	NE		NE	NE	NE	NE	NE	NE		NE	NE	NE
Immune system disorders	Drug hypersensitivity	>= 64 letters	349	55,2	1	0,3	341	54,6	0	0,0		*	Quasi-complete separation of data points detected.				*	WARNING: The relative Hessian convergence criterion of 53.071571525 is greater than the limit of 0.0001. The convergence is questionable.			NE		Algorithm converged.	NE	NE	0,3229		NE		Algorithm converged.	NE	NE
Immune system disorders	Drug hypersensitivity	Missing	2	0,3	0	0,0	0	0,0	0	0,0	NE			NE	NE	NE		NE	NE	NE	NE		NE	NE	NE	NE		NE		NE	NE	NE
Immune system disorders	Hypersensitivity	< 64 letters	281	44,5	0	0,0	284	45,4	0	0,0	NE			NE	NE	NE		NE	NE	NE	NE		NE	NE	NE	NE	NE	NE		NE	NE	NE
Immune system disorders	Hypersensitivity	>= 64 letters	349	55,2	0	0,0	341	54,6	1	0,3		*	Quasi-complete separation of data points detected.				*	ERROR: Error in computing the link function, its derivatives, or the variance function.			0,00		Algorithm converged.	0,00	NE	0,3117		>999.99		Algorithm converged.	0,00	NE
Immune system disorders	Hypersensitivity	Missing	2	0,3	0	0,0	0	0,0	0	0,0	NE			NE	NE	NE		NE	NE	NE	NE		NE	NE	NE	NE		NE		NE	NE	NE
Infections and infestations		< 64 letters	281	44,5	28	10,0	284	45,4	32	11,3	0,87		Convergence criterion (GCONV=1E-8) satisfied.	0,51	1,49	-0,013		Algorithm converged.	-0,064	0,038	0,88		Algorithm converged.	0,55	1,43	0,6155	0,4042	1,13		Algorithm converged.	0,70	1,83
Infections and infestations		>= 64 letters	349	55,2	28	8,0	341	54,6	41	12,0	0,64		Convergence criterion (GCONV=1E-8) satisfied.	0,38	1,06	-0,040		Algorithm converged.	-0,085	0,005	0,67		Algorithm converged.	0,42	1,05	0,0801		1,50		Algorithm converged.	0,95	2,37
Infections and infestations		Missing	2	0,3	0	0,0	0	0,0	0	0,0	NE			NE	NE	NE		NE	NE	NE	NE		NE	NE	NE	NE		NE		NE	NE	NE
Infections and infestations	Abscess limb	< 64 letters	281	44,5	0	0,0	284	45,4	0	0,0	NE			NE	NE	NE		NE	NE	NE	NE		NE	NE	NE	NE	NE	NE		NE	NE	NE
Infections and infestations	Abscess limb	>= 64 letters	349	55,2	0	0,0	341	54,6	1	0,3		*	Quasi-complete separation of data points detected.				*	ERROR: The mean parameter is either invalid or at a limit of its range for some observations.			0,00		Algorithm converged.	0,00	NE	0,3117		>999.99		Algorithm converged.	0,00	NE
Infections and infestations	Abscess limb	Missing	2	0,3	0	0,0	0	0,0	0	0,0	NE			NE	NE	NE		NE	NE	NE	NE		NE	NE	NE	NE		NE		NE	NE	NE
Infections and infestations	Anal abscess	< 64 letters	281	44,5	0	0,0	284	45,4	1	0,4		*	Quasi-complete separation of data points detected.				*	ERROR: The mean parameter is either invalid or at a limit of its range for some observations.			0,00		Algorithm converged.	0,00	NE	0,3199	NE	>999.99		Algorithm converged.	0,00	NE
Infections and infestations	Anal abscess	>= 64 letters	349	55,2	0	0,0	341	54,6	0	0,0	NE			NE	NE	NE		NE	NE	NE	NE		NE	NE	NE	NE		NE		NE	NE	NE
Infections and infestations	Anal abscess	Missing	2	0,3	0	0,0	0	0,0	0	0,0	NE			NE	NE	NE		NE	NE	NE	NE		NE	NE	NE	NE		NE		NE	NE	NE
Infections and infestations	Arthritis bacterial	< 64 letters	281	44,5	1	0,4	284	45,4	0	0,0		*	Quasi-complete separation of data points detected.				*	WARNING: Negative of Hessian not positive definite.			NE		Algorithm converged.	NE	NE	0,3147	0,0937	NE		Algorithm converged.	NE	NE
Infections and infestations	Arthritis bacterial	>= 64 letters	349	55,2	0	0,0	341	54,6	1	0,3		*	Quasi-complete separation of data points detected.				*	ERROR: Error in computing the link function, its derivatives, or the variance function.			0,00		Algorithm converged.	0,00	NE	0,3117		>999.99		Algorithm converged.	0,00	NE
Infections and infestations	Arthritis bacterial	Missing	2	0,3	0	0,0	0	0,0	0	0,0	NE			NE	NE	NE		NE	NE	NE	NE		NE	NE	NE	NE		NE		NE	NE	NE
Infections and infestations	Bacteraemia	< 64 letters	281	44,5	0	0,0	284	45,4	0	0,0	NE			NE	NE	NE		NE	NE	NE	NE		NE	NE	NE	NE	NE	NE		NE	NE	NE
Infections and infestations	Bacteraemia	>= 64 letters	349	55,2	1	0,3	341	54,6	0	0,0		*	Quasi-complete separation of data points detected.				*	WARNING: The relative Hessian convergence criterion of 49.754598305 is greater than the limit of 0.0001. The convergence is questionable.			NE		Algorithm converged.	NE	NE	0,3229		NE		Algorithm converged.	NE	NE
Infections and infestations	Bacteraemia	Missing	2	0,3	0	0,0	0	0,0	0	0,0	NE			NE	NE	NE		NE	NE	NE	NE		NE	NE	NE	NE		NE		NE	NE	NE
Infections and infestations	COVID-19	< 64 letters	281	44,5	10	3,6	284	45,4	3	1,1	3,46		Convergence criterion (GCONV=1E-8) satisfied.	0,94	12,69	0,025		Algorithm converged.	0,000	0,050	3,37		Algorithm converged.	0,94	12,11	0,0475	0,2950	0,30		Algorithm converged.	0,08	1,07
Infections and infestations	COVID-19	>= 64 letters	349	55,2	7	2,0	341	54,6	5	1,5	1,38		Convergence criterion (GCONV=1E-8) satisfied.	0,43	4,38	0,005		Algorithm converged.	-0,014	0,025	1,37		Algorithm converged.	0,44	4,27	0,5881		0,73		Algorithm converged.	0,23	2,28
Infections and infestations	COVID-19	Missing	2	0,3	0	0,0	0	0,0	0	0,0	NE			NE	NE	NE		NE	NE	NE	NE		NE	NE	NE	NE		NE		NE	NE	NE
Infections and infestations	COVID-19 pneumonia	< 64 letters	281	44,5	1	0,4	284	45,4	1	0,4	1,01		Convergence criterion (GCONV=1E-8) satisfied.	0,06	16,24	0,000		Algorithm converged.	-0,010	0,010	1,01		Algorithm converged.	0,06	16,08	0,9940	0,7321	0,99		Algorithm converged.	0,06	15,74
Infections and infestations	COVID-19 pneumonia	>= 64 letters	349	55,2	3	0,9	341	54,6	5	1,5	0,58		Convergence criterion (GCONV=1E-8) satisfied.	0,14	2,46	-0,006		Algorithm converged.	-0,022	0,010	0,59		Algorithm converged.	0,14	2,43	0,4570		1,71		Algorithm converged.	0,41	7,08
Infections and infestations	COVID-19 pneumonia	Missing	2	0,3	0	0,0	0	0,0	0	0,0	NE			NE	NE	NE		NE	NE	NE	NE		NE	NE	NE	NE		NE		NE	NE	NE
Infections and infestations	Cellulitis	< 64 letters	281	44,5	4	1,4	284	45,4	4	1,4	1,01		Convergence criterion (GCONV=1E-8) satisfied.	0,25	4,08	0,000		Algorithm converged.	-0,019	0,020	1,01		Algorithm converged.	0,26	4,00	0,9879	0,1646	0,99		Algorithm converged.	0,25	3,92
Infections and infestations	Cellulitis	>= 64 letters	349	55,2	2	0,6	341	54,6	8	2,3	0,24		Convergence criterion (GCONV=1E-8) satisfied.	0,05	1,14	-0,018		Algorithm converged.	-0,036	0,000	0,24		Algorithm converged.	0,05	1,14	0,0515		4,09		Algorithm converged.	0,88	19,14
Infections and infestations	Cellulitis	Missing	2	0,3	0	0,0	0	0,0	0	0,0	NE			NE	NE	NE		NE	NE	NE	NE		NE	NE	NE	NE		NE		NE	NE	NE
Infections and infestations	Cellulitis gangrenous	< 64 letters	281	44,5	0	0,0	284	45,4	2	0,7		*	Quasi-complete separation of data points detected.				*	ERROR: The mean parameter is either invalid or at a limit of its range for some observations.			0,00		Algorithm converged.	0,00	NE	0,1591	NE	>999.99		Algorithm converged.	0,00	NE
Infections and infestations	Cellulitis gangrenous	>= 64 letters	349	55,2	0	0,0	341	54,6	0	0,0	NE			NE	NE	NE		NE	NE	NE	NE		NE	NE	NE	NE		NE		NE	NE	NE
Infections and infestations	Cellulitis gangrenous	Missing	2	0,3	0	0,0	0	0,0	0	0,0	NE			NE	NE	NE		NE	NE	NE	NE		NE	NE	NE	NE		NE		NE	NE	NE
Infections and infestations	Cholecystitis infective	< 64 letters	281	44,5	0	0,0	284	45,4	0	0,0	NE			NE	NE	NE		NE	NE	NE	NE		NE	NE	NE	NE	NE	NE		NE	NE	NE
Infections and infestations	Cholecystitis infective	>= 64 letters	349	55,2	1	0,3	341	54,6	0	0,0		*	Quasi-complete separation of data points detected.				*	WARNING: The relative Hessian convergence criterion of 53.071571525 is greater than the limit of 0.0001. The convergence is questionable.			NE		Algorithm converged.	NE	NE	0,3229		NE		Algorithm converged.	NE	NE
Infections and infestations	Cholecystitis infective	Missing	2	0,3	0	0,0	0	0,0	0	0,0	NE			NE	NE	NE		NE	NE	NE	NE		NE	NE	NE	NE		NE		NE	NE	NE
Infections and infestations	Chorioretinitis	< 64 letters	281	44,5	1	0,4	284	45,4	0	0,0		*	Quasi-complete separation of data points detected.				*	WARNING: Negative of Hessian not positive definite.			NE		Algorithm converged.	NE	NE	0,3147	NE	NE		Algorithm converged.	NE	NE
Infections and infestations	Chorioretinitis	>= 64 letters	349	55,2	0	0,0	341	54,6	0	0,0	NE			NE	NE	NE		NE	NE	NE	NE		NE	NE	NE	NE		NE		NE	NE	NE
Infections and infestations	Chorioretinitis	Missing	2	0,3	0	0,0	0	0,0	0	0,0	NE			NE	NE	NE		NE	NE	NE	NE		NE	NE	NE	NE		NE		NE	NE	NE
Infections and infestations	Clostridium difficile colitis	< 64 letters	281	44,5	0	0,0	284	45,4	0	0,0	NE			NE	NE	NE		NE	NE	NE	NE		NE	NE	NE	NE	NE	NE		NE	NE	NE
Infections and infestations	Clostridium difficile colitis	>= 64 letters	349	55,2	0	0,0	341	54,6	1	0,3		*	Quasi-complete separation of data points detected.				*	ERROR: The mean parameter is either invalid or at a limit of its range for some observations.			0,00		Algorithm converged.	0,00	NE	0,3117		>999.99		Algorithm converged.	0,00	NE
Infections and infestations	Clostridium difficile colitis	Missing	2	0,3	0	0,0	0	0,0	0	0,0	NE			NE	NE	NE		NE	NE	NE	NE		NE	NE	NE	NE		NE		NE	NE	NE
Infections and infestations	Complicated appendicitis	< 64 letters	281	44,5	0	0,0	284	45,4	0	0,0	NE			NE	NE	NE		NE	NE	NE	NE		NE	NE	NE	NE	NE	NE		NE	NE	NE
Infections and infestations	Complicated appendicitis	>= 64 letters	349	55,2	0	0,0	341	54,6	1	0,3		*	Quasi-complete separation of data points detected.				*	ERROR: The mean parameter is either invalid or at a limit of its range for some observations.			0,00		Algorithm converged.	0,00	NE	0,3117		>999.99		Algorithm converged.	0,00	NE
Infections and infestations	Complicated appendicitis	Missing	2	0,3	0	0,0	0	0,0	0	0,0	NE			NE	NE	NE		NE	NE	NE	NE		NE	NE	NE	NE		NE		NE	NE	NE
Infections and infestations	Device related infection	< 64 letters	281	44,5	0	0,0	284	45,4	0	0,0	NE			NE	NE	NE		NE	NE	NE	NE		NE	NE	NE	NE	NE	NE		NE	NE	NE
Infections and infestations	Device related infection	>= 64 letters	349	55,2	0	0,0	341	54,6	1	0,3		*	Quasi-complete separation of data points detected.				*	ERROR: The mean parameter is either invalid or at a limit of its range for some observations.			0,00		Algorithm converged.	0,00	NE	0,3117		>999.99		Algorithm converged.	0,00	NE
Infections and infestations	Device related infection	Missing	2	0,3	0	0,0	0	0,0	0	0,0	NE			NE	NE	NE		NE	NE	NE	NE		NE	NE	NE	NE		NE		NE	NE	NE
Infections and infestations	Diabetic foot infection	< 64 letters	281	44,5	0	0,0	284	45,4	2	0,7		*	Quasi-complete separation of data points detected.				*	ERROR: The mean parameter is either invalid or at a limit of its range for some observations.			0,00		Algorithm converged.	0,00	NE	0,1591	0,1929	>999.99		Algorithm converged.	0,00	NE
Infections and infestations	Diabetic foot infection	>= 64 letters	349	55,2	1	0,3	341	54,6	1	0,3	0,98		Convergence criterion (GCONV=1E-8) satisfied.	0,06	15,68	0,000		Algorithm converged.	-0,008	0,008	0,98		Algorithm converged.	0,06	15,56	0,9869		1,02		Algorithm converged.	0,06	16,30
Infections and infestations	Diabetic foot infection	Missing	2	0,3	0	0,0	0	0,0	0	0,0	NE			NE	NE	NE		NE	NE	NE	NE		NE	NE	NE	NE		NE		NE	NE	NE
Infections and infestations	Diabetic gangrene	< 64 letters	281	44,5	1	0,4	284	45,4	1	0,4	1,01		Convergence criterion (GCONV=1E-8) satisfied.	0,06	16,24	0,000		Algorithm converged.	-0,010	0,010	1,01		Algorithm converged.	0,06	16,08	0,9940	1,0000	0,99		Algorithm converged.	0,06	15,74
Infections and infestations	Diabetic gangrene	>= 64 letters	349	55,2	0	0,0	341	54,6	0	0,0	NE			NE	NE	NE		NE	NE	NE	NE		NE	NE	NE	NE		NE		NE	NE	NE
Infections and infestations	Diabetic gangrene	Missing	2	0,3	0	0,0	0	0,0	0	0,0	NE			NE	NE	NE		NE	NE	NE	NE		NE	NE	NE	NE		NE		NE	NE	NE
Infections and infestations	Diverticulitis	< 64 letters	281	44,5	0	0,0	284	45,4	1	0,4		*	Quasi-complete separation of data points detected.				*	ERROR: The mean parameter is either invalid or at a limit of its range for some observations.			0,00		Algorithm converged.	0,00	NE	0,3199	NE	>999.99		Algorithm converged.	0,00	NE
Infections and infestations	Diverticulitis	>= 64 letters	349	55,2	0	0,0	341	54,6	0	0,0	NE			NE	NE	NE		NE	NE	NE	NE		NE	NE	NE	NE		NE		NE	NE	NE
Infections and infestations	Diverticulitis	Missing	2	0,3	0	0,0	0	0,0	0	0,0	NE			NE	NE	NE		NE	NE	NE	NE		NE	NE	NE	NE		NE		NE	NE	NE
Infections and infestations	Endocarditis	< 64 letters	281	44,5	0	0,0	284	45,4	0	0,0	NE			NE	NE	NE		NE	NE	NE	NE		NE	NE	NE	NE	NE	NE		NE	NE	NE
Infections and infestations	Endocarditis	>= 64 letters	349	55,2	0	0,0	341	54,6	1	0,3		*	Quasi-complete separation of data points detected.				*	ERROR: The mean parameter is either invalid or at a limit of its range for some observations.			0,00		Algorithm converged.	0,00	NE	0,3117		>999.99		Algorithm converged.	0,00	NE
Infections and infestations	Endocarditis	Missing	2	0,3	0	0,0	0	0,0	0	0,0	NE			NE	NE	NE		NE	NE	NE	NE		NE	NE	NE	NE		NE		NE	NE	NE
Infections and infestations	Endophthalmitis	< 64 letters	281	44,5	2	0,7	284	45,4	0	0,0		*	Quasi-complete separation of data points detected.				*	WARNING: Negative of Hessian not positive definite.			NE		Algorithm converged.	NE	NE	0,1547	0,3343	NE		Algorithm converged.	NE	NE
Infections and infestations	Endophthalmitis	>= 64 letters	349	55,2	3	0,9	341	54,6	1	0,3	2,95		Convergence criterion (GCONV=1E-8) satisfied.	0,31	28,47	0,006		Algorithm converged.	-0,006	0,017	2,93		Algorithm converged.	0,31	28,04	0,3276		0,34		Algorithm converged.	0,04	3,26
Infections and infestations	Endophthalmitis	Missing	2	0,3	0	0,0	0	0,0	0	0,0	NE			NE	NE	NE		NE	NE	NE	NE		NE	NE	NE	NE		NE		NE	NE	NE
Infections and infestations	Erysipelas	< 64 letters	281	44,5	1	0,4	284	45,4	0	0,0		*	Quasi-complete separation of data points detected.				*	WARNING: Negative of Hessian not positive definite.			NE		Algorithm converged.	NE	NE	0,3147	NE	NE		Algorithm converged.	NE	NE
Infections and infestations	Erysipelas	>= 64 letters	349	55,2	0	0,0	341	54,6	0	0,0	NE			NE	NE	NE		NE	NE	NE	NE		NE	NE	NE	NE		NE		NE	NE	NE
Infections and infestations	Erysipelas	Missing	2	0,3	0	0,0	0	0,0	0	0,0	NE			NE	NE	NE		NE	NE	NE	NE		NE	NE	NE	NE		NE		NE	NE	NE
Infections and infestations	Escherichia sepsis	< 64 letters	281	44,5	0	0,0	284	45,4	0	0,0	NE			NE	NE	NE		NE	NE	NE	NE		NE	NE	NE	NE	NE	NE		NE	NE	NE
Infections and infestations	Escherichia sepsis	>= 64 letters	349	55,2	0	0,0	341	54,6	1	0,3		*	Quasi-complete separation of data points detected.				*	ERROR: Error in computing the link function, its derivatives, or the variance function.			0,00		Algorithm converged.	0,00	NE	0,3117		>999.99		Algorithm converged.	0,00	NE
Infections and infestations	Escherichia sepsis	Missing	2	0,3	0	0,0	0	0,0	0	0,0	NE			NE	NE	NE		NE	NE	NE	NE		NE	NE	NE	NE		NE		NE	NE	NE
Infections and infestations	Gallbladder empyema	< 64 letters	281	44,5	0	0,0	284	45,4	0	0,0	NE			NE	NE	NE		NE	NE	NE	NE		NE	NE	NE	NE	NE	NE		NE	NE	NE
Infections and infestations	Gallbladder empyema	>= 64 letters	349	55,2	0	0,0	341	54,6	1	0,3		*	Quasi-complete separation of data points detected.				*	ERROR: Error in computing the link function, its derivatives, or the variance function.			0,00		Algorithm converged.	0,00	NE	0,3117		>999.99		Algorithm converged.	0,00	NE
Infections and infestations	Gallbladder empyema	Missing	2	0,3	0	0,0	0	0,0	0	0,0	NE			NE	NE	NE		NE	NE	NE	NE		NE	NE	NE	NE		NE		NE	NE	NE
Infections and infestations	Gangrene	< 64 letters	281	44,5	1	0,4	284	45,4	2	0,7	0,50		Convergence criterion (GCONV=1E-8) satisfied.	0,05	5,59	-0,003		Algorithm converged.	-0,015	0,008	0,51		Algorithm converged.	0,05	5,54	0,5692	0,1401	1,98		Algorithm converged.	0,18	21,70
Infections and infestations	Gangrene	>= 64 letters	349	55,2	5	1,4	341	54,6	1	0,3	4,94		Convergence criterion (GCONV=1E-8) satisfied.	0,57	42,52	0,011		Algorithm converged.	-0,002	0,025	4,89		Algorithm converged.	0,57	41,60	0,1073		0,20		Algorithm converged.	0,02	1,74
Infections and infestations	Gangrene	Missing	2	0,3	0	0,0	0	0,0	0	0,0	NE			NE	NE	NE		NE	NE	NE	NE		NE	NE	NE	NE		NE		NE	NE	NE
Infections and infestations	Gastroenteritis	< 64 letters	281	44,5	0	0,0	284	45,4	0	0,0	NE			NE	NE	NE		NE	NE	NE	NE		NE	NE	NE	NE	NE	NE		NE	NE	NE
Infections and infestations	Gastroenteritis	>= 64 letters	349	55,2	0	0,0	341	54,6	1	0,3		*	Quasi-complete separation of data points detected.				*	ERROR: Error in computing the link function, its derivatives, or the variance function.			0,00		Algorithm converged.	0,00	NE	0,3117		>999.99		Algorithm converged.	0,00	NE
Infections and infestations	Gastroenteritis	Missing	2	0,3	0	0,0	0	0,0	0	0,0	NE			NE	NE	NE		NE	NE	NE	NE		NE	NE	NE	NE		NE		NE	NE	NE
Infections and infestations	Gastroenteritis viral	< 64 letters	281	44,5	0	0,0	284	45,4	2	0,7		*	Quasi-complete separation of data points detected.				*	ERROR: The mean parameter is either invalid or at a limit of its range for some observations.			0,00		Algorithm converged.	0,00	NE	0,1591	NE	>999.99		Algorithm converged.	0,00	NE
Infections and infestations	Gastroenteritis viral	>= 64 letters	349	55,2	0	0,0	341	54,6	0	0,0	NE			NE	NE	NE		NE	NE	NE	NE		NE	NE	NE	NE		NE		NE	NE	NE
Infections and infestations	Gastroenteritis viral	Missing	2	0,3	0	0,0	0	0,0	0	0,0	NE			NE	NE	NE		NE	NE	NE	NE		NE	NE	NE	NE		NE		NE	NE	NE
Infections and infestations	Keratouveitis	< 64 letters	281	44,5	0	0,0	284	45,4	0	0,0	NE			NE	NE	NE		NE	NE	NE	NE		NE	NE	NE	NE	NE	NE		NE	NE	NE
Infections and infestations	Keratouveitis	>= 64 letters	349	55,2	1	0,3	341	54,6	0	0,0		*	Quasi-complete separation of data points detected.				*	WARNING: The relative Hessian convergence criterion of 53.071571525 is greater than the limit of 0.0001. The convergence is questionable.			NE		Algorithm converged.	NE	NE	0,3229		NE		Algorithm converged.	NE	NE
Infections and infestations	Keratouveitis	Missing	2	0,3	0	0,0	0	0,0	0	0,0	NE			NE	NE	NE		NE	NE	NE	NE		NE	NE	NE	NE		NE		NE	NE	NE
Infections and infestations	Kidney infection	< 64 letters	281	44,5	0	0,0	284	45,4	0	0,0	NE			NE	NE	NE		NE	NE	NE	NE		NE	NE	NE	NE	NE	NE		NE	NE	NE
Infections and infestations	Kidney infection	>= 64 letters	349	55,2	1	0,3	341	54,6	0	0,0		*	Quasi-complete separation of data points detected.				*	WARNING: The relative Hessian convergence criterion of 49.754598305 is greater than the limit of 0.0001. The convergence is questionable.			NE		Algorithm converged.	NE	NE	0,3229		NE		Algorithm converged.	NE	NE
Infections and infestations	Kidney infection	Missing	2	0,3	0	0,0	0	0,0	0	0,0	NE			NE	NE	NE		NE	NE	NE	NE		NE	NE	NE	NE		NE		NE	NE	NE

| | | |

Injury, poisoning and procedural complications	Limb injury	Missing	2	0,3	0	0,0	0	0,0	0	0,0	NE			NE	NE	NE		NE	NE	NE	NE		NE	NE	NE	NE		NE		NE	NE	NE
Injury, poisoning and procedural complications	Nail avulsion	< 64 letters	281	44,5	0	0,0	284	45,4	1	0,4		*	Quasi-complete separation of data points detected.				*	ERROR: The mean parameter is either invalid or at a limit of its range for some observations.			0,00		Algorithm converged.	0,00	NE	0,3199	NE	>999.99		Algorithm converged.	0,00	NE
Injury, poisoning and procedural complications	Nail avulsion	>= 64 letters	349	55,2	0	0,0	341	54,6	0	0,0	NE			NE	NE	NE		NE	NE	NE	NE		NE	NE	NE	NE		NE		NE	NE	NE
Injury, poisoning and procedural complications	Nail avulsion	Missing	2	0,3	0	0,0	0	0,0	0	0,0	NE			NE	NE	NE		NE	NE	NE	NE		NE	NE	NE	NE		NE		NE	NE	NE
Injury, poisoning and procedural complications	Pelvic fracture	< 64 letters	281	44,5	1	0,4	284	45,4	0	0,0		*	Quasi-complete separation of data points detected.				*	WARNING: Negative of Hessian not positive definite.			NE		Algorithm converged.	NE	NE	0,3147	NE	NE		Algorithm converged.	NE	NE
Injury, poisoning and procedural complications	Pelvic fracture	>= 64 letters	349	55,2	0	0,0	341	54,6	0	0,0	NE			NE	NE	NE		NE	NE	NE	NE		NE	NE	NE	NE		NE		NE	NE	NE
Injury, poisoning and procedural complications	Pelvic fracture	Missing	2	0,3	0	0,0	0	0,0	0	0,0	NE			NE	NE	NE		NE	NE	NE	NE		NE	NE	NE	NE		NE		NE	NE	NE
Injury, poisoning and procedural complications	Posterior capsule rupture	< 64 letters	281	44,5	1	0,4	284	45,4	0	0,0		*	Quasi-complete separation of data points detected.				*	WARNING: Negative of Hessian not positive definite.			NE		Algorithm converged.	NE	NE	0,3147	NE	NE		Algorithm converged.	NE	NE
Injury, poisoning and procedural complications	Posterior capsule rupture	>= 64 letters	349	55,2	0	0,0	341	54,6	0	0,0	NE			NE	NE	NE		NE	NE	NE	NE		NE	NE	NE	NE		NE		NE	NE	NE
Injury, poisoning and procedural complications	Posterior capsule rupture	Missing	2	0,3	0	0,0	0	0,0	0	0,0	NE			NE	NE	NE		NE	NE	NE	NE		NE	NE	NE	NE		NE		NE	NE	NE
Injury, poisoning and procedural complications	Radius fracture	< 64 letters	281	44,5	0	0,0	284	45,4	0	0,0	NE			NE	NE	NE		NE	NE	NE	NE		NE	NE	NE	NE	NE	NE		NE	NE	NE
Injury, poisoning and procedural complications	Radius fracture	>= 64 letters	349	55,2	0	0,0	341	54,6	1	0,3		*	Quasi-complete separation of data points detected.				*	ERROR: The mean parameter is either invalid or at a limit of its range for some observations.			0,00		Algorithm converged.	0,00	NE	0,3117		>999.99		Algorithm converged.	0,00	NE
Injury, poisoning and procedural complications	Radius fracture	Missing	2	0,3	0	0,0	0	0,0	0	0,0	NE			NE	NE	NE		NE	NE	NE	NE		NE	NE	NE	NE		NE		NE	NE	NE
Injury, poisoning and procedural complications	Rib fracture	< 64 letters	281	44,5	1	0,4	284	45,4	0	0,0		*	Quasi-complete separation of data points detected.				*	WARNING: Negative of Hessian not positive definite.			NE		Algorithm converged.	NE	NE	0,3147	1,0000	NE		Algorithm converged.	NE	NE
Injury, poisoning and procedural complications	Rib fracture	>= 64 letters	349	55,2	1	0,3	341	54,6	0	0,0		*	Quasi-complete separation of data points detected.				*	WARNING: The relative Hessian convergence criterion of 49.754598305 is greater than the limit of 0.0001. The convergence is questionable.			NE		Algorithm converged.	NE	NE	0,3229		NE		Algorithm converged.	NE	NE
Injury, poisoning and procedural complications	Rib fracture	Missing	2	0,3	0	0,0	0	0,0	0	0,0	NE			NE	NE	NE		NE	NE	NE	NE		NE	NE	NE	NE		NE		NE	NE	NE
Injury, poisoning and procedural complications	Skull fractured base	< 64 letters	281	44,5	0	0,0	284	45,4	1	0,4		*	Quasi-complete separation of data points detected.				*	ERROR: The mean parameter is either invalid or at a limit of its range for some observations.			0,00		Algorithm converged.	0,00	NE	0,3199	NE	>999.99		Algorithm converged.	0,00	NE
Injury, poisoning and procedural complications	Skull fractured base	>= 64 letters	349	55,2	0	0,0	341	54,6	0	0,0	NE			NE	NE	NE		NE	NE	NE	NE		NE	NE	NE	NE		NE		NE	NE	NE
Injury, poisoning and procedural complications	Skull fractured base	Missing	2	0,3	0	0,0	0	0,0	0	0,0	NE			NE	NE	NE		NE	NE	NE	NE		NE	NE	NE	NE		NE		NE	NE	NE
Injury, poisoning and procedural complications	Spinal compression fracture	< 64 letters	281	44,5	1	0,4	284	45,4	0	0,0		*	Quasi-complete separation of data points detected.				*	WARNING: Negative of Hessian not positive definite.			NE		Algorithm converged.	NE	NE	0,3147	NE	NE		Algorithm converged.	NE	NE
Injury, poisoning and procedural complications	Spinal compression fracture	>= 64 letters	349	55,2	0	0,0	341	54,6	0	0,0	NE			NE	NE	NE		NE	NE	NE	NE		NE	NE	NE	NE		NE		NE	NE	NE
Injury, poisoning and procedural complications	Spinal compression fracture	Missing	2	0,3	0	0,0	0	0,0	0	0,0	NE			NE	NE	NE		NE	NE	NE	NE		NE	NE	NE	NE		NE		NE	NE	NE
Injury, poisoning and procedural complications	Thermal burn	< 64 letters	281	44,5	0	0,0	284	45,4	0	0,0	NE			NE	NE	NE		NE	NE	NE	NE		NE	NE	NE	NE	NE	NE		NE	NE	NE
Injury, poisoning and procedural complications	Thermal burn	>= 64 letters	349	55,2	1	0,3	341	54,6	0	0,0		*	Quasi-complete separation of data points detected.				*	WARNING: The relative Hessian convergence criterion of 49.754598305 is greater than the limit of 0.0001. The convergence is questionable.			NE		Algorithm converged.	NE	NE	0,3229		NE		Algorithm converged.	NE	NE
Injury, poisoning and procedural complications	Thermal burn	Missing	2	0,3	0	0,0	0	0,0	0	0,0	NE			NE	NE	NE		NE	NE	NE	NE		NE	NE	NE	NE		NE		NE	NE	NE
Injury, poisoning and procedural complications	Tibia fracture	< 64 letters	281	44,5	0	0,0	284	45,4	1	0,4		*	Quasi-complete separation of data points detected.				*	ERROR: The mean parameter is either invalid or at a limit of its range for some observations.			0,00		Algorithm converged.	0,00	NE	0,3199	NE	>999.99		Algorithm converged.	0,00	NE
Injury, poisoning and procedural complications	Tibia fracture	>= 64 letters	349	55,2	0	0,0	341	54,6	0	0,0	NE			NE	NE	NE		NE	NE	NE	NE		NE	NE	NE	NE		NE		NE	NE	NE
Injury, poisoning and procedural complications	Tibia fracture	Missing	2	0,3	0	0,0	0	0,0	0	0,0	NE			NE	NE	NE		NE	NE	NE	NE		NE	NE	NE	NE		NE		NE	NE	NE
Injury, poisoning and procedural complications	Upper limb fracture	< 64 letters	281	44,5	0	0,0	284	45,4	1	0,4		*	Quasi-complete separation of data points detected.				*	ERROR: The mean parameter is either invalid or at a limit of its range for some observations.			0,00		Algorithm converged.	0,00	NE	0,3199	NE	>999.99		Algorithm converged.	0,00	NE
Injury, poisoning and procedural complications	Upper limb fracture	>= 64 letters	349	55,2	0	0,0	341	54,6	0	0,0	NE			NE	NE	NE		NE	NE	NE	NE		NE	NE	NE	NE		NE		NE	NE	NE
Injury, poisoning and procedural complications	Upper limb fracture	Missing	2	0,3	0	0,0	0	0,0	0	0,0	NE			NE	NE	NE		NE	NE	NE	NE		NE	NE	NE	NE		NE		NE	NE	NE
Investigations		< 64 letters	281	44,5	2	0,7	284	45,4	0	0,0		*	Quasi-complete separation of data points detected.				*	WARNING: Negative of Hessian not positive definite.			NE		Algorithm converged.	NE	NE	0,1547	0,1431	NE		Algorithm converged.	NE	NE
Investigations		>= 64 letters	349	55,2	2	0,6	341	54,6	2	0,6	0,98		Convergence criterion (GCONV=1E-8) satisfied.	0,14	6,97	0,000		Algorithm converged.	-0,011	0,011	0,98		Algorithm converged.	0,14	6,90	0,9815		1,02		Algorithm converged.	0,14	7,22
Investigations		Missing	2	0,3	0	0,0	0	0,0	0	0,0	NE			NE	NE	NE		NE	NE	NE	NE		NE	NE	NE	NE		NE		NE	NE	NE
Investigations	Biopsy bladder	< 64 letters	281	44,5	0	0,0	284	45,4	0	0,0	NE			NE	NE	NE		NE	NE	NE	NE		NE	NE	NE	NE	NE	NE		NE	NE	NE
Investigations	Biopsy bladder	>= 64 letters	349	55,2	0	0,0	341	54,6	1	0,3		*	Quasi-complete separation of data points detected.				*	ERROR: Error in computing the link function, its derivatives, or the variance function.			0,00		Algorithm converged.	0,00	NE	0,3117		>999.99		Algorithm converged.	0,00	NE
Investigations	Biopsy bladder	Missing	2	0,3	0	0,0	0	0,0	0	0,0	NE			NE	NE	NE		NE	NE	NE	NE		NE	NE	NE	NE		NE		NE	NE	NE
Investigations	Blood potassium increased	< 64 letters	281	44,5	1	0,4	284	45,4	0	0,0		*	Quasi-complete separation of data points detected.				*	WARNING: Negative of Hessian not positive definite.			NE		Algorithm converged.	NE	NE	0,3147	NE	NE		Algorithm converged.	NE	NE
Investigations	Blood potassium increased	>= 64 letters	349	55,2	0	0,0	341	54,6	0	0,0	NE			NE	NE	NE		NE	NE	NE	NE		NE	NE	NE	NE		NE		NE	NE	NE
Investigations	Blood potassium increased	Missing	2	0,3	0	0,0	0	0,0	0	0,0	NE			NE	NE	NE		NE	NE	NE	NE		NE	NE	NE	NE		NE		NE	NE	NE
Investigations	Blood testosterone increased	< 64 letters	281	44,5	0	0,0	284	45,4	0	0,0	NE			NE	NE	NE		NE	NE	NE	NE		NE	NE	NE	NE	NE	NE		NE	NE	NE
Investigations	Blood testosterone increased	>= 64 letters	349	55,2	1	0,3	341	54,6	0	0,0		*	Quasi-complete separation of data points detected.				*	WARNING: The relative Hessian convergence criterion of 49.754598305 is greater than the limit of 0.0001. The convergence is questionable.			NE		Algorithm converged.	NE	NE	0,3229		NE		Algorithm converged.	NE	NE
Investigations	Blood testosterone increased	Missing	2	0,3	0	0,0	0	0,0	0	0,0	NE			NE	NE	NE		NE	NE	NE	NE		NE	NE	NE	NE		NE		NE	NE	NE
Investigations	SARS-CoV-2 test positive	< 64 letters	281	44,5	1	0,4	284	45,4	0	0,0		*	Quasi-complete separation of data points detected.				*	WARNING: Negative of Hessian not positive definite.			NE		Algorithm converged.	NE	NE	0,3147	0,3008	NE		Algorithm converged.	NE	NE
Investigations	SARS-CoV-2 test positive	>= 64 letters	349	55,2	1	0,3	341	54,6	1	0,3	0,98		Convergence criterion (GCONV=1E-8) satisfied.	0,06	15,68	0,000		Algorithm converged.	-0,008	0,008	0,98		Algorithm converged.	0,06	15,56	0,9869		1,02		Algorithm converged.	0,06	16,30
Investigations	SARS-CoV-2 test positive	Missing	2	0,3	0	0,0	0	0,0	0	0,0	NE			NE	NE	NE		NE	NE	NE	NE		NE	NE	NE	NE		NE		NE	NE	NE
Metabolism and nutrition disorders		< 64 letters	281	44,5	5	1,8	284	45,4	6	2,1	0,84		Convergence criterion (GCONV=1E-8) satisfied.	0,25	2,78	-0,003		Algorithm converged.	-0,026	0,019	0,84		Algorithm converged.	0,26	2,73	0,7745	0,8526	1,19		Algorithm converged.	0,37	3,85
Metabolism and nutrition disorders		>= 64 letters	349	55,2	7	2,0	341	54,6	7	2,1	0,98		Convergence criterion (GCONV=1E-8) satisfied.	0,34	2,81	0,000		Algorithm converged.	-0,022	0,021	0,98		Algorithm converged.	0,35	2,76	0,9651		1,02		Algorithm converged.	0,36	2,89
Metabolism and nutrition disorders		Missing	2	0,3	0	0,0	0	0,0	0	0,0	NE			NE	NE	NE		NE	NE	NE	NE		NE	NE	NE	NE		NE		NE	NE	NE
Metabolism and nutrition disorders	Dehydration	< 64 letters	281	44,5	0	0,0	284	45,4	0	0,0	NE			NE	NE	NE		NE	NE	NE	NE		NE	NE	NE	NE	1,0000	NE		NE	NE	NE
Metabolism and nutrition disorders	Dehydration	>= 64 letters	349	55,2	1	0,3	341	54,6	1	0,3	0,98		Convergence criterion (GCONV=1E-8) satisfied.	0,06	15,68	0,000		Algorithm converged.	-0,008	0,008	0,98		Algorithm converged.	0,06	15,56	0,9869		1,02		Algorithm converged.	0,06	16,30
Metabolism and nutrition disorders	Dehydration	Missing	2	0,3	0	0,0	0	0,0	0	0,0	NE			NE	NE	NE		NE	NE	NE	NE		NE	NE	NE	NE		NE		NE	NE	NE
Metabolism and nutrition disorders	Diabetic endorgan damage	< 64 letters	281	44,5	0	0,0	284	45,4	1	0,4		*	Quasi-complete separation of data points detected.				*	ERROR: The mean parameter is either invalid or at a limit of its range for some observations.			0,00		Algorithm converged.	0,00	NE	0,3199	NE	>999.99		Algorithm converged.	0,00	NE
Metabolism and nutrition disorders	Diabetic endorgan damage	>= 64 letters	349	55,2	0	0,0	341	54,6	0	0,0	NE			NE	NE	NE		NE	NE	NE	NE		NE	NE	NE	NE		NE		NE	NE	NE
Metabolism and nutrition disorders	Diabetic endorgan damage	Missing	2	0,3	0	0,0	0	0,0	0	0,0	NE			NE	NE	NE		NE	NE	NE	NE		NE	NE	NE	NE		NE		NE	NE	NE
Metabolism and nutrition disorders	Diabetic ketoacidosis	< 64 letters	281	44,5	0	0,0	284	45,4	1	0,4		*	Quasi-complete separation of data points detected.				*	ERROR: The mean parameter is either invalid or at a limit of its range for some observations.			0,00		Algorithm converged.	0,00	NE	0,3199	0,3112	>999.99		Algorithm converged.	0,00	NE
Metabolism and nutrition disorders	Diabetic ketoacidosis	>= 64 letters	349	55,2	1	0,3	341	54,6	1	0,3	0,98		Convergence criterion (GCONV=1E-8) satisfied.	0,06	15,68	0,000		Algorithm converged.	-0,008	0,008	0,98		Algorithm converged.	0,06	15,56	0,9869		1,02		Algorithm converged.	0,06	16,30
Metabolism and nutrition disorders	Diabetic ketoacidosis	Missing	2	0,3	0	0,0	0	0,0	0	0,0	NE			NE	NE	NE		NE	NE	NE	NE		NE	NE	NE	NE		NE		NE	NE	NE
Metabolism and nutrition disorders	Diabetic metabolic decompensation	< 64 letters	281	44,5	0	0,0	284	45,4	0	0,0	NE			NE	NE	NE		NE	NE	NE	NE		NE	NE	NE	NE	NE	NE		NE	NE	NE
Metabolism and nutrition disorders	Diabetic metabolic decompensation	>= 64 letters	349	55,2	0	0,0	341	54,6	1	0,3		*	Quasi-complete separation of data points detected.				*	ERROR: The mean parameter is either invalid or at a limit of its range for some observations.			0,00		Algorithm converged.	0,00	NE	0,3117		>999.99		Algorithm converged.	0,00	NE
Metabolism and nutrition disorders	Diabetic metabolic decompensation	Missing	2	0,3	0	0,0	0	0,0	0	0,0	NE			NE	NE	NE		NE	NE	NE	NE		NE	NE	NE	NE		NE		NE	NE	NE
Metabolism and nutrition disorders	Failure to thrive	< 64 letters	281	44,5	0	0,0	284	45,4	1	0,4		*	Quasi-complete separation of data points detected.				*	ERROR: The mean parameter is either invalid or at a limit of its range for some observations.			0,00		Algorithm converged.	0,00	NE	0,3199	NE	>999.99		Algorithm converged.	0,00	NE
Metabolism and nutrition disorders	Failure to thrive	>= 64 letters	349	55,2	0	0,0	341	54,6	0	0,0	NE			NE	NE	NE		NE	NE	NE	NE		NE	NE	NE	NE		NE		NE	NE	NE
Metabolism and nutrition disorders	Failure to thrive	Missing	2	0,3	0	0,0	0	0,0	0	0,0	NE			NE	NE	NE		NE	NE	NE	NE		NE	NE	NE	NE		NE		NE	NE	NE
Metabolism and nutrition disorders	Gout	< 64 letters	281	44,5	0	0,0	284	45,4	0	0,0	NE			NE	NE	NE		NE	NE	NE	NE		NE	NE	NE	NE	NE	NE		NE	NE	NE
Metabolism and nutrition disorders	Gout	>= 64 letters	349	55,2	0	0,0	341	54,6	1	0,3		*	Quasi-complete separation of data points detected.				*	ERROR: Error in computing the link function, its derivatives, or the variance function.			0,00		Algorithm converged.	0,00	NE	0,3117		>999.99		Algorithm converged.	0,00	NE
Metabolism and nutrition disorders	Gout	Missing	2	0,3	0	0,0	0	0,0	0	0,0	NE			NE	NE	NE		NE	NE	NE	NE		NE	NE	NE	NE		NE		NE	NE	NE
Metabolism and nutrition disorders	Hyperglycaemia	< 64 letters	281	44,5	1	0,4	284	45,4	0	0,0		*	Quasi-complete separation of data points detected.				*	WARNING: Negative of Hessian not positive definite.			NE		Algorithm converged.	NE	NE	0,3147	0,0937	NE		Algorithm converged.	NE	NE
Metabolism and nutrition disorders	Hyperglycaemia	>= 64 letters	349	55,2	0	0,0	341	54,6	1	0,3		*	Quasi-complete separation of data points detected.				*	ERROR: Error in computing the link function, its derivatives, or the variance function.			0,00		Algorithm converged.	0,00	NE	0,3117		>999.99		Algorithm converged.	0,00	NE
Metabolism and nutrition disorders	Hyperglycaemia	Missing	2	0,3	0	0,0	0	0,0	0	0,0	NE			NE	NE	NE		NE	NE	NE	NE		NE	NE	NE	NE		NE		NE	NE	NE
Metabolism and nutrition disorders	Hyperkalaemia	< 64 letters	281	44,5	1	0,4	284	45,4	2	0,7	0,50		Convergence criterion (GCONV=1E-8) satisfied.	0,05	5,59	-0,003		Algorithm converged.	-0,015	0,008	0,51		Algorithm converged.	0,05	5,54	0,5692	0,1929	1,98		Algorithm converged.	0,18	21,70
Metabolism and nutrition disorders	Hyperkalaemia	>= 64 letters	349	55,2	1	0,3	341	54,6	0	0,0		*	Quasi-complete separation of data points detected.				*	WARNING: The relative Hessian convergence criterion of 49.754598305 is greater than the limit of 0.0001. The convergence is questionable.			NE		Algorithm converged.	NE	NE	0,3229		NE		Algorithm converged.	NE	NE
Metabolism and nutrition disorders	Hyperkalaemia	Missing	2	0,3	0	0,0	0	0,0	0	0,0	NE			NE	NE	NE		NE	NE	NE	NE		NE	NE	NE	NE		NE		NE	NE	NE
Metabolism and nutrition disorders	Hyperosmolar state	< 64 letters	281	44,5	0	0,0	284	45,4	0	0,0	NE			NE	NE	NE		NE	NE	NE	NE		NE	NE	NE	NE	NE	NE		NE	NE	NE
Metabolism and nutrition disorders	Hyperosmolar state	>= 64 letters	349	55,2	1	0,3	341	54,6	0	0,0		*	Quasi-complete separation of data points detected.				*	WARNING: The relative Hessian convergence criterion of 49.754598305 is greater than the limit of 0.0001. The convergence is questionable.			NE		Algorithm converged.	NE	NE	0,3229		NE		Algorithm converged.	NE	NE
Metabolism and nutrition disorders	Hyperosmolar state	Missing	2	0,3	0	0,0	0	0,0	0	0,0	NE			NE	NE	NE		NE	NE	NE	NE		NE	NE	NE	NE		NE		NE	NE	NE
Metabolism and nutrition disorders	Hypoglycaemia	< 64 letters	281	44,5	3	1,1	284	45,4	1	0,4	3,05		Convergence criterion (GCONV=1E-8) satisfied.	0,32	29,53	0,007		Algorithm converged.	-0,007	0,021	3,03		Algorithm converged.	0,32	28,97	0,3109	0,8742	0,33		Algorithm converged.	0,03	3,15
Metabolism and nutrition disorders	Hypoglycaemia	>= 64 letters	349	55,2	4	1,1	341	54,6	1	0,3	3,94		Convergence criterion (GCONV=1E-8) satisfied.	0,44	35,45	0,009		Algorithm converged.	-0,004	0,021	3,91		Algorithm converged.	0,44	34,79	0,1870		0,26		Algorithm converged.	0,03	2,28
Metabolism and nutrition disorders	Hypoglycaemia	Missing	2	0,3	0	0,0	0	0,0	0	0,0	NE			NE	NE	NE		NE	NE	NE	NE		NE	NE	NE	NE		NE		NE	NE	NE
Metabolism and nutrition disorders	Hyponatraemia	< 64 letters	281	44,5	1	0,4	284	45,4	0	0,0		*	Quasi-complete separation of data points detected.				*	WARNING: Negative of Hessian not positive definite.			NE		Algorithm converged.	NE	NE	0,3147	NE	NE		Algorithm converged.	NE	NE
Metabolism and nutrition disorders	Hyponatraemia	>= 64 letters	349	55,2	0	0,0	341	54,6	0	0,0	NE			NE	NE	NE		NE	NE	NE	NE		NE	NE	NE	NE		NE		NE	NE	NE
Metabolism and nutrition disorders	Hyponatraemia	Missing	2	0,3	0	0,0	0	0,0	0	0,0	NE			NE	NE	NE		NE	NE	NE	NE		NE	NE	NE	NE		NE		NE	NE	NE
Metabolism and nutrition disorders	Type 1 diabetes mellitus	< 64 letters	281	44,5	0	0,0	284	45,4	0	0,0	NE			NE	NE	NE		NE	NE	NE	NE		NE	NE	NE	NE	NE	NE		NE	NE	NE
Metabolism and nutrition disorders	Type 1 diabetes mellitus	>= 64 letters	349	55,2	0	0,0	341	54,6	1	0,3		*	Quasi-complete separation of data points detected.				*	ERROR: The mean parameter is either invalid or at a limit of its range for some observations.			0,00		Algorithm converged.	0,00	NE	0,3117		>999.99		Algorithm converged.	0,00	NE
Metabolism and nutrition disorders	Type 1 diabetes mellitus	Missing	2	0,3	0	0,0	0	0,0	0	0,0	NE			NE	NE	NE		NE	NE	NE	NE		NE	NE	NE	NE		NE		NE	NE	NE
Musculoskeletal and connective tissue disorders		< 64 letters	281	44,5	1	0,4	284	45,4	2	0,7	0,50		Convergence criterion (GCONV=1E-8) satisfied.	0,05	5,59	-0,003		Algorithm converged.	-0,015	0,008	0,51		Algorithm converged.	0,05	5,54	0,5692	0,2694	1,98		Algorithm converged.	0,18	21,70

| | | |

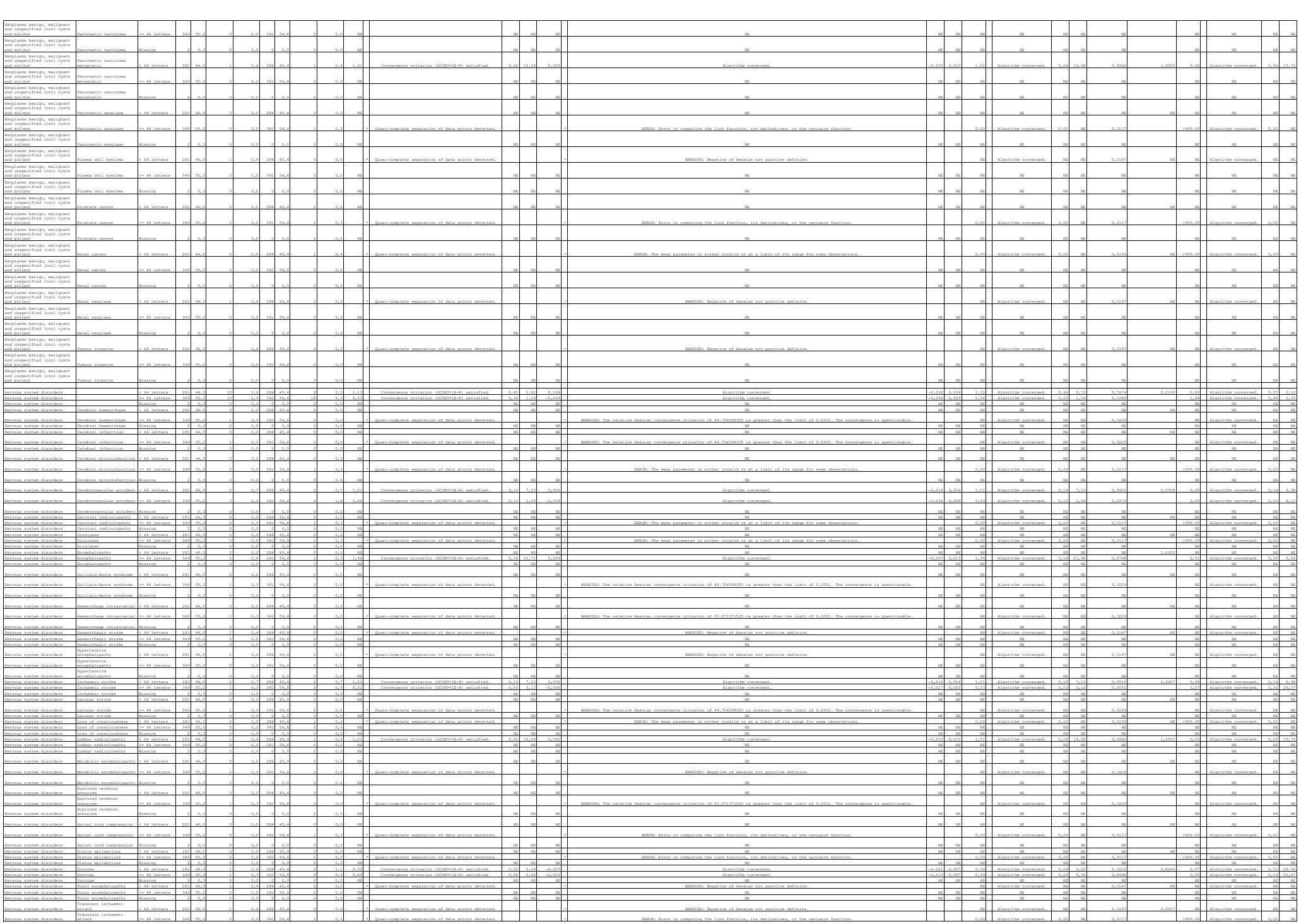

Nervous system disorders	Transient ischaemic attack	Missing	2	0,3	0	0,0	0	0,0	0	0,0	NE			NE	NE	NE		NE	NE	NE	NE	NE	NE	NE	NE		NE	NE	NE	NE
Nervous system disorders	Vertigo CNS origin	< 64 letters	281	44,5	0	0,0	284	45,4	0	0,0	NE			NE	NE	NE		NE	NE	NE	NE	NE	NE	NE	NE	NE	NE	NE	NE	NE
Nervous system disorders	Vertigo CNS origin	>= 64 letters	349	55,2	1	0,3	341	54,6	0	0,0		*	Quasi-complete separation of data points detected.				*	WARNING: The relative Hessian convergence criterion of 49.754598305 is greater than the limit of 0.0001. The convergence is questionable.			NE	Algorithm converged.	NE	NE	0,3229		NE	Algorithm converged.	NE	NE
Nervous system disorders	Vertigo CNS origin	Missing	2	0,3	0	0,0	0	0,0	0	0,0	NE			NE	NE	NE		NE	NE	NE	NE	NE	NE	NE	NE		NE	NE	NE	NE
Pregnancy, puerperium and perinatal conditions		< 64 letters	281	44,5	0	0,0	284	45,4	1	0,4		*	Quasi-complete separation of data points detected.				*	ERROR: The mean parameter is either invalid or at a limit of its range for some observations.			0,00	Algorithm converged.	0,00	NE	0,3199	NE	>999.99	Algorithm converged.	0,00	NE
Pregnancy, puerperium and perinatal conditions		>= 64 letters	349	55,2	0	0,0	341	54,6	0	0,0	NE			NE	NE	NE		NE	NE	NE	NE	NE	NE	NE	NE		NE	NE	NE	NE
Pregnancy, puerperium and perinatal conditions		Missing	2	0,3	0	0,0	0	0,0	0	0,0	NE			NE	NE	NE		NE	NE	NE	NE	NE	NE	NE	NE		NE	NE	NE	NE
Pregnancy, puerperium and perinatal conditions	Abortion spontaneous	< 64 letters	281	44,5	0	0,0	284	45,4	1	0,4		*	Quasi-complete separation of data points detected.				*	ERROR: The mean parameter is either invalid or at a limit of its range for some observations.			0,00	Algorithm converged.	0,00	NE	0,3199	NE	>999.99	Algorithm converged.	0,00	NE
Pregnancy, puerperium and perinatal conditions	Abortion spontaneous	>= 64 letters	349	55,2	0	0,0	341	54,6	0	0,0	NE			NE	NE	NE		NE	NE	NE	NE	NE	NE	NE	NE		NE	NE	NE	NE
Pregnancy, puerperium and perinatal conditions	Abortion spontaneous	Missing	2	0,3	0	0,0	0	0,0	0	0,0	NE			NE	NE	NE		NE	NE	NE	NE	NE	NE	NE	NE		NE	NE	NE	NE
Psychiatric disorders		< 64 letters	281	44,5	1	0,4	284	45,4	1	0,4	1,01		Convergence criterion (GCONV=1E-8) satisfied.	0,06	16,24	0,000		Algorithm converged.	-0,010	0,010	1,01	Algorithm converged.	0,06	16,08	0,9940	0,9844	0,99	Algorithm converged.	0,06	15,74
Psychiatric disorders		>= 64 letters	349	55,2	2	0,6	341	54,6	2	0,6	0,98		Convergence criterion (GCONV=1E-8) satisfied.	0,14	6,97	0,000		Algorithm converged.	-0,011	0,011	0,98	Algorithm converged.	0,14	6,90	0,9815		1,02	Algorithm converged.	0,14	7,22
Psychiatric disorders		Missing	2	0,3	0	0,0	0	0,0	0	0,0	NE			NE	NE	NE		NE	NE	NE	NE	NE	NE	NE	NE		NE	NE	NE	NE
Psychiatric disorders	Anxiety	< 64 letters	281	44,5	0	0,0	284	45,4	0	0,0	NE			NE	NE	NE		NE	NE	NE	NE	NE	NE	NE	NE	NE	NE	NE	NE	NE
Psychiatric disorders	Anxiety	>= 64 letters	349	55,2	0	0,0	341	54,6	1	0,3		*	Quasi-complete separation of data points detected.				*	ERROR: Error in computing the link function, its derivatives, or the variance function.			0,00	Algorithm converged.	0,00	NE	0,3117		>999.99	Algorithm converged.	0,00	NE
Psychiatric disorders	Anxiety	Missing	2	0,3	0	0,0	0	0,0	0	0,0	NE			NE	NE	NE		NE	NE	NE	NE	NE	NE	NE	NE		NE	NE	NE	NE
Psychiatric disorders	Completed suicide	< 64 letters	281	44,5	0	0,0	284	45,4	1	0,4		*	Quasi-complete separation of data points detected.				*	ERROR: The mean parameter is either invalid or at a limit of its range for some observations.			0,00	Algorithm converged.	0,00	NE	0,3199	NE	>999.99	Algorithm converged.	0,00	NE
Psychiatric disorders	Completed suicide	>= 64 letters	349	55,2	0	0,0	341	54,6	0	0,0	NE			NE	NE	NE		NE	NE	NE	NE	NE	NE	NE	NE		NE	NE	NE	NE
Psychiatric disorders	Completed suicide	Missing	2	0,3	0	0,0	0	0,0	0	0,0	NE			NE	NE	NE		NE	NE	NE	NE	NE	NE	NE	NE		NE	NE	NE	NE
Psychiatric disorders	Confusional state	< 64 letters	281	44,5	1	0,4	284	45,4	0	0,0		*	Quasi-complete separation of data points detected.				*	WARNING: Negative of Hessian not positive definite.			NE	Algorithm converged.	NE	NE	0,3147	NE	NE	Algorithm converged.	NE	NE
Psychiatric disorders	Confusional state	>= 64 letters	349	55,2	0	0,0	341	54,6	0	0,0	NE			NE	NE	NE		NE	NE	NE	NE	NE	NE	NE	NE		NE	NE	NE	NE
Psychiatric disorders	Confusional state	Missing	2	0,3	0	0,0	0	0,0	0	0,0	NE			NE	NE	NE		NE	NE	NE	NE	NE	NE	NE	NE		NE	NE	NE	NE
Psychiatric disorders	Delirium	< 64 letters	281	44,5	0	0,0	284	45,4	0	0,0	NE			NE	NE	NE		NE	NE	NE	NE	NE	NE	NE	NE	NE	NE	NE	NE	NE
Psychiatric disorders	Delirium	>= 64 letters	349	55,2	1	0,3	341	54,6	0	0,0		*	Quasi-complete separation of data points detected.				*	WARNING: The relative Hessian convergence criterion of 49.754598305 is greater than the limit of 0.0001. The convergence is questionable.			NE	Algorithm converged.	NE	NE	0,3229		NE	Algorithm converged.	NE	NE
Psychiatric disorders	Delirium	Missing	2	0,3	0	0,0	0	0,0	0	0,0	NE			NE	NE	NE		NE	NE	NE	NE	NE	NE	NE	NE		NE	NE	NE	NE
Psychiatric disorders	Delusion	< 64 letters	281	44,5	0	0,0	284	45,4	0	0,0	NE			NE	NE	NE		NE	NE	NE	NE	NE	NE	NE	NE	NE	NE	NE	NE	NE
Psychiatric disorders	Delusion	>= 64 letters	349	55,2	1	0,3	341	54,6	0	0,0		*	Quasi-complete separation of data points detected.				*	WARNING: The relative Hessian convergence criterion of 53.071571525 is greater than the limit of 0.0001. The convergence is questionable.			NE	Algorithm converged.	NE	NE	0,3229		NE	Algorithm converged.	NE	NE
Psychiatric disorders	Delusion	Missing	2	0,3	0	0,0	0	0,0	0	0,0	NE			NE	NE	NE		NE	NE	NE	NE	NE	NE	NE	NE		NE	NE	NE	NE
Psychiatric disorders	Depression	< 64 letters	281	44,5	0	0,0	284	45,4	0	0,0	NE			NE	NE	NE		NE	NE	NE	NE	NE	NE	NE	NE	NE	NE	NE	NE	NE
Psychiatric disorders	Depression	>= 64 letters	349	55,2	0	0,0	341	54,6	1	0,3		*	Quasi-complete separation of data points detected.				*	ERROR: The mean parameter is either invalid or at a limit of its range for some observations.			0,00	Algorithm converged.	0,00	NE	0,3117		>999.99	Algorithm converged.	0,00	NE
Psychiatric disorders	Depression	Missing	2	0,3	0	0,0	0	0,0	0	0,0	NE			NE	NE	NE		NE	NE	NE	NE	NE	NE	NE	NE		NE	NE	NE	NE
Renal and urinary disorders		< 64 letters	281	44,5	5	1,8	284	45,4	10	3,5	0,50		Convergence criterion (GCONV=1E-8) satisfied.	0,17	1,47	-0,017		Algorithm converged.	-0,044	0,009	0,51	Algorithm converged.	0,17	1,46	0,1983	0,6203	1,98	Algorithm converged.	0,69	5,72
Renal and urinary disorders		>= 64 letters	349	55,2	5	1,4	341	54,6	14	4,1	0,34		Convergence criterion (GCONV=1E-8) satisfied.	0,12	0,95	-0,027		Algorithm converged.	-0,051	-0,002	0,35	Algorithm converged.	0,13	0,96	0,0321		2,87	Algorithm converged.	1,04	7,87
Renal and urinary disorders		Missing	2	0,3	0	0,0	0	0,0	0	0,0	NE			NE	NE	NE		NE	NE	NE	NE	NE	NE	NE	NE		NE	NE	NE	NE
Renal and urinary disorders	Acute kidney injury	< 64 letters	281	44,5	3	1,1	284	45,4	2	0,7	1,52		Convergence criterion (GCONV=1E-8) satisfied.	0,25	9,17	0,004		Algorithm converged.	-0,012	0,019	1,52	Algorithm converged.	0,26	9,00	0,6450	0,3166	0,66	Algorithm converged.	0,11	3,92
Renal and urinary disorders	Acute kidney injury	>= 64 letters	349	55,2	3	0,9	341	54,6	6	1,8	0,48		Convergence criterion (GCONV=1E-8) satisfied.	0,12	1,95	-0,009		Algorithm converged.	-0,026	0,008	0,49	Algorithm converged.	0,12	1,94	0,2979		2,05	Algorithm converged.	0,52	8,12
Renal and urinary disorders	Acute kidney injury	Missing	2	0,3	0	0,0	0	0,0	0	0,0	NE			NE	NE	NE		NE	NE	NE	NE	NE	NE	NE	NE		NE	NE	NE	NE
Renal and urinary disorders	Calculus urinary	< 64 letters	281	44,5	0	0,0	284	45,4	0	0,0	NE			NE	NE	NE		NE	NE	NE	NE	NE	NE	NE	NE	NE	NE	NE	NE	NE
Renal and urinary disorders	Calculus urinary	>= 64 letters	349	55,2	0	0,0	341	54,6	1	0,3		*	Quasi-complete separation of data points detected.				*	ERROR: Error in computing the link function, its derivatives, or the variance function.			0,00	Algorithm converged.	0,00	NE	0,3117		>999.99	Algorithm converged.	0,00	NE
Renal and urinary disorders	Calculus urinary	Missing	2	0,3	0	0,0	0	0,0	0	0,0	NE			NE	NE	NE		NE	NE	NE	NE	NE	NE	NE	NE		NE	NE	NE	NE
Renal and urinary disorders	Chronic kidney disease	< 64 letters	281	44,5	0	0,0	284	45,4	5	1,8		*	Quasi-complete separation of data points detected.				*	ERROR: The mean parameter is either invalid or at a limit of its range for some observations.			0,00	Algorithm converged.	0,00	NE	0,0256	1,0000	>999.99	Algorithm converged.	0,00	NE
Renal and urinary disorders	Chronic kidney disease	>= 64 letters	349	55,2	0	0,0	341	54,6	2	0,6		*	Quasi-complete separation of data points detected.				*	ERROR: Error in computing the link function, its derivatives, or the variance function.			0,00	Algorithm converged.	0,00	NE	0,1522		>999.99	Algorithm converged.	0,00	NE
Renal and urinary disorders	Chronic kidney disease	Missing	2	0,3	0	0,0	0	0,0	0	0,0	NE			NE	NE	NE		NE	NE	NE	NE	NE	NE	NE	NE		NE	NE	NE	NE
Renal and urinary disorders	End stage renal disease	< 64 letters	281	44,5	1	0,4	284	45,4	1	0,4	1,01		Convergence criterion (GCONV=1E-8) satisfied.	0,06	16,24	0,000		Algorithm converged.	-0,010	0,010	1,01	Algorithm converged.	0,06	16,08	0,9940	0,3008	0,99	Algorithm converged.	0,06	15,74
Renal and urinary disorders	End stage renal disease	>= 64 letters	349	55,2	0	0,0	341	54,6	1	0,3		*	Quasi-complete separation of data points detected.				*	ERROR: The mean parameter is either invalid or at a limit of its range for some observations.			0,00	Algorithm converged.	0,00	NE	0,3117		>999.99	Algorithm converged.	0,00	NE
Renal and urinary disorders	End stage renal disease	Missing	2	0,3	0	0,0	0	0,0	0	0,0	NE			NE	NE	NE		NE	NE	NE	NE	NE	NE	NE	NE		NE	NE	NE	NE
Renal and urinary disorders	Haematuria	< 64 letters	281	44,5	0	0,0	284	45,4	0	0,0	NE			NE	NE	NE		NE	NE	NE	NE	NE	NE	NE	NE	NE	NE	NE	NE	NE
Renal and urinary disorders	Haematuria	>= 64 letters	349	55,2	1	0,3	341	54,6	0	0,0		*	Quasi-complete separation of data points detected.				*	WARNING: The relative Hessian convergence criterion of 49.754598305 is greater than the limit of 0.0001. The convergence is questionable.			NE	Algorithm converged.	NE	NE	0,3229		NE	Algorithm converged.	NE	NE
Renal and urinary disorders	Haematuria	Missing	2	0,3	0	0,0	0	0,0	0	0,0	NE			NE	NE	NE		NE	NE	NE	NE	NE	NE	NE	NE		NE	NE	NE	NE
Renal and urinary disorders	Nephropathy	< 64 letters	281	44,5	0	0,0	284	45,4	0	0,0	NE			NE	NE	NE		NE	NE	NE	NE	NE	NE	NE	NE	NE	NE	NE	NE	NE
Renal and urinary disorders	Nephropathy	>= 64 letters	349	55,2	1	0,3	341	54,6	0	0,0		*	Quasi-complete separation of data points detected.				*	WARNING: Negative of Hessian not positive definite.			NE	Algorithm converged.	NE	NE	0,3229		NE	Algorithm converged.	NE	NE
Renal and urinary disorders	Nephropathy	Missing	2	0,3	0	0,0	0	0,0	0	0,0	NE			NE	NE	NE		NE	NE	NE	NE	NE	NE	NE	NE		NE	NE	NE	NE
Renal and urinary disorders	Renal failure	< 64 letters	281	44,5	1	0,4	284	45,4	4	1,4	0,25		Convergence criterion (GCONV=1E-8) satisfied.	0,03	2,25	-0,011		Algorithm converged.	-0,026	0,005	0,25	Algorithm converged.	0,03	2,25	0,1820	0,3839	3,96	Algorithm converged.	0,45	35,19
Renal and urinary disorders	Renal failure	>= 64 letters	349	55,2	0	0,0	341	54,6	2	0,6		*	Quasi-complete separation of data points detected.				*	ERROR: Error in computing the link function, its derivatives, or the variance function.			0,00	Algorithm converged.	0,00	NE	0,1522		>999.99	Algorithm converged.	0,00	NE
Renal and urinary disorders	Renal failure	Missing	2	0,3	0	0,0	0	0,0	0	0,0	NE			NE	NE	NE		NE	NE	NE	NE	NE	NE	NE	NE		NE	NE	NE	NE
Renal and urinary disorders	Renal impairment	< 64 letters	281	44,5	0	0,0	284	45,4	1	0,4		*	Quasi-complete separation of data points detected.				*	ERROR: The mean parameter is either invalid or at a limit of its range for some observations.			0,00	Algorithm converged.	0,00	NE	0,3199	0,0977	>999.99	Algorithm converged.	0,00	NE
Renal and urinary disorders	Renal impairment	>= 64 letters	349	55,2	1	0,3	341	54,6	0	0,0		*	Quasi-complete separation of data points detected.				*	WARNING: Negative of Hessian not positive definite.			NE	Algorithm converged.	NE	NE	0,3229		NE	Algorithm converged.	NE	NE
Renal and urinary disorders	Renal impairment	Missing	2	0,3	0	0,0	0	0,0	0	0,0	NE			NE	NE	NE		NE	NE	NE	NE	NE	NE	NE	NE		NE	NE	NE	NE
Renal and urinary disorders	Urinary retention	< 64 letters	281	44,5	0	0,0	284	45,4	0	0,0	NE			NE	NE	NE		NE	NE	NE	NE	NE	NE	NE	NE	NE	NE	NE	NE	NE
Renal and urinary disorders	Urinary retention	>= 64 letters	349	55,2	0	0,0	341	54,6	1	0,3		*	Quasi-complete separation of data points detected.				*	ERROR: The mean parameter is either invalid or at a limit of its range for some observations.			0,00	Algorithm converged.	0,00	NE	0,3117		>999.99	Algorithm converged.	0,00	NE
Renal and urinary disorders	Urinary retention	Missing	2	0,3	0	0,0	0	0,0	0	0,0	NE			NE	NE	NE		NE	NE	NE	NE	NE	NE	NE	NE		NE	NE	NE	NE
Renal and urinary disorders	Urinary tract inflammation	< 64 letters	281	44,5	0	0,0	284	45,4	0	0,0	NE			NE	NE	NE		NE	NE	NE	NE	NE	NE	NE	NE	NE	NE	NE	NE	NE
Renal and urinary disorders	Urinary tract inflammation	>= 64 letters	349	55,2	0	0,0	341	54,6	1	0,3		*	Quasi-complete separation of data points detected.				*	ERROR: Error in computing the link function, its derivatives, or the variance function.			0,00	Algorithm converged.	0,00	NE	0,3117		>999.99	Algorithm converged.	0,00	NE
Renal and urinary disorders	Urinary tract inflammation	Missing	2	0,3	0	0,0	0	0,0	0	0,0	NE			NE	NE	NE		NE	NE	NE	NE	NE	NE	NE	NE		NE	NE	NE	NE
Reproductive system and breast disorders		< 64 letters	281	44,5	1	0,4	284	45,4	0	0,0		*	Quasi-complete separation of data points detected.				*	WARNING: Negative of Hessian not positive definite.			NE	Algorithm converged.	NE	NE	0,3147	NE	NE	Algorithm converged.	NE	NE
Reproductive system and breast disorders		>= 64 letters	349	55,2	0	0,0	341	54,6	0	0,0	NE			NE	NE	NE		NE	NE	NE	NE	NE	NE	NE	NE		NE	NE	NE	NE
Reproductive system and breast disorders		Missing	2	0,3	0	0,0	0	0,0	0	0,0	NE			NE	NE	NE		NE	NE	NE	NE	NE	NE	NE	NE		NE	NE	NE	NE
Reproductive system and breast disorders	Ovarian cyst	< 64 letters	281	44,5	1	0,4	284	45,4	0	0,0		*	Quasi-complete separation of data points detected.				*	WARNING: Negative of Hessian not positive definite.			NE	Algorithm converged.	NE	NE	0,3147	NE	NE	Algorithm converged.	NE	NE
Reproductive system and breast disorders	Ovarian cyst	>= 64 letters	349	55,2	0	0,0	341	54,6	0	0,0	NE			NE	NE	NE		NE	NE	NE	NE	NE	NE	NE	NE		NE	NE	NE	NE
Reproductive system and breast disorders	Ovarian cyst	Missing	2	0,3	0	0,0	0	0,0	0	0,0	NE			NE	NE	NE		NE	NE	NE	NE	NE	NE	NE	NE		NE	NE	NE	NE
Respiratory, thoracic and mediastinal disorders		< 64 letters	281	44,5	9	3,2	284	45,4	1	0,4	9,36		Convergence criterion (GCONV=1E-8) satisfied.	1,18	74,35	0,029		Algorithm converged.	0,007	0,050	9,10	Algorithm converged.	1,16	71,32	0,0103	0,0212	0,11	Algorithm converged.	0,01	0,86
Respiratory, thoracic and mediastinal disorders		>= 64 letters	349	55,2	5	1,4	341	54,6	6	1,8	0,81		Convergence criterion (GCONV=1E-8) satisfied.	0,25	2,68	-0,003		Algorithm converged.	-0,022	0,015	0,81	Algorithm converged.	0,25	2,64	0,7320		1,23	Algorithm converged.	0,38	3,99
Respiratory, thoracic and mediastinal disorders		Missing	2	0,3	0	0,0	0	0,0	0	0,0	NE			NE	NE	NE		NE	NE	NE	NE	NE	NE	NE	NE		NE	NE	NE	NE
Respiratory, thoracic and mediastinal disorders	Acute respiratory failure	< 64 letters	281	44,5	1	0,4	284	45,4	1	0,4	1,01		Convergence criterion (GCONV=1E-8) satisfied.	0,06	16,24	0,000		Algorithm converged.	-0,010	0,010	1,01	Algorithm converged.	0,06	16,08	0,9940	0,6609	0,99	Algorithm converged.	0,06	15,74
Respiratory, thoracic and mediastinal disorders	Acute respiratory failure	>= 64 letters	349	55,2	2	0,6	341	54,6	4	1,2	0,49		Convergence criterion (GCONV=1E-8) satisfied.	0,09	2,67	-0,006		Algorithm converged.	-0,020	0,008	0,49	Algorithm converged.	0,09	2,65	0,3964		2,05	Algorithm converged.	0,38	11,10
Respiratory, thoracic and mediastinal disorders	Acute respiratory failure	Missing	2	0,3	0	0,0	0	0,0	0	0,0	NE			NE	NE	NE		NE	NE	NE	NE	NE	NE	NE	NE		NE	NE	NE	NE
Respiratory, thoracic and mediastinal disorders	Chronic obstructive pulmonary disease	< 64 letters	281	44,5	1	0,4	284	45,4	0	0,0		*	Quasi-complete separation of data points detected.				*	WARNING: Negative of Hessian not positive definite.			NE	Algorithm converged.	NE	NE	0,3147	NE	NE	Algorithm converged.	NE	NE
Respiratory, thoracic and mediastinal disorders	Chronic obstructive pulmonary disease	>= 64 letters	349	55,2	0	0,0	341	54,6	0	0,0	NE			NE	NE	NE		NE	NE	NE	NE	NE	NE	NE	NE		NE	NE	NE	NE
Respiratory, thoracic and mediastinal disorders	Chronic obstructive pulmonary disease	Missing	2	0,3	0	0,0	0	0,0	0	0,0	NE			NE	NE	NE		NE	NE	NE	NE	NE	NE	NE	NE		NE	NE	NE	NE
Respiratory, thoracic and mediastinal disorders	Dyspnoea	< 64 letters	281	44,5	2	0,7	284	45,4	0	0,0		*	Quasi-complete separation of data points detected.				*	WARNING: Negative of Hessian not positive definite.			NE	Algorithm converged.	NE	NE	0,1547	1,0000	NE	Algorithm converged.	NE	NE
Respiratory, thoracic and mediastinal disorders	Dyspnoea	>= 64 letters	349	55,2	2	0,6	341	54,6	0	0,0		*	Quasi-complete separation of data points detected.				*	WARNING: Negative of Hessian not positive definite.			NE	Algorithm converged.	NE	NE	0,1618		NE	Algorithm converged.	NE	NE
Respiratory, thoracic and mediastinal disorders	Dyspnoea	Missing	2	0,3	0	0,0	0	0,0	0	0,0	NE			NE	NE	NE		NE	NE	NE	NE	NE	NE	NE	NE		NE	NE	NE	NE
Respiratory, thoracic and mediastinal disorders	Dyspnoea exertional	< 64 letters	281	44,5	1	0,4	284	45,4	0	0,0		*	Quasi-complete separation of data points detected.				*	WARNING: Negative of Hessian not positive definite.			NE	Algorithm converged.	NE	NE	0,3147	NE	NE	Algorithm converged.	NE	NE
Respiratory, thoracic and mediastinal disorders	Dyspnoea exertional	>= 64 letters	349	55,2	0	0,0	341	54,6	0	0,0	NE			NE	NE	NE		NE	NE	NE	NE	NE	NE	NE	NE		NE	NE	NE	NE
Respiratory, thoracic and mediastinal disorders	Dyspnoea exertional	Missing	2	0,3	0	0,0	0	0,0	0	0,0	NE			NE	NE	NE		NE	NE	NE	NE	NE	NE	NE	NE		NE	NE	NE	NE
Respiratory, thoracic and mediastinal disorders	Hypoxia	< 64 letters	281	44,5	0	0,0	284	45,4	0	0,0	NE			NE	NE	NE		NE	NE	NE	NE	NE	NE	NE	NE	NE	NE	NE	NE	NE
Respiratory, thoracic and mediastinal disorders	Hypoxia	>= 64 letters	349	55,2	0	0,0	341	54,6	1	0,3		*	Quasi-complete separation of data points detected.				*	ERROR: The mean parameter is either invalid or at a limit of its range for some observations.			0,00	Algorithm converged.	0,00	NE	0,3117		>999.99	Algorithm converged.	0,00	NE
Respiratory, thoracic and mediastinal disorders	Hypoxia	Missing	2	0,3	0	0,0	0	0,0	0	0,0	NE			NE	NE	NE		NE	NE	NE	NE	NE	NE	NE	NE		NE	NE	NE	NE
Respiratory, thoracic and mediastinal disorders	Lung disorder	< 64 letters	281	44,5	0	0,0	284	45,4	0	0,0	NE			NE	NE	NE		NE	NE	NE	NE	NE	NE	NE	NE	NE	NE	NE	NE	NE
Respiratory, thoracic and mediastinal disorders	Lung disorder	>= 64 letters	349	55,2	1	0,3	341	54,6	0	0,0		*	Quasi-complete separation of data points detected.				*	WARNING: The relative Hessian convergence criterion of 49.754598305 is greater than the limit of 0.0001. The convergence is questionable.			NE	Algorithm converged.	NE	NE	0,3229		NE	Algorithm converged.	NE	NE
Respiratory, thoracic and mediastinal disorders	Lung disorder	Missing	2	0,3	0	0,0	0	0,0	0	0,0	NE			NE	NE	NE		NE	NE	NE	NE	NE	NE	NE	NE		NE	NE	NE	NE
Respiratory, thoracic and mediastinal disorders	Pleural effusion	< 64 letters	281	44,5	2	0,7	284	45,4	0	0,0		*	Quasi-complete separation of data points detected.				*	WARNING: Negative of Hessian not positive definite.			NE	Algorithm converged.	NE	NE	0,1547	NE	NE	Algorithm converged.	NE	NE
Respiratory, thoracic and mediastinal disorders	Pleural effusion	>= 64 letters	349	55,2	0	0,0	341	54,6	0	0,0	NE			NE	NE	NE		NE	NE	NE	NE	NE	NE	NE	NE		NE	NE	NE	NE

Respiratory, thoracic and mediastinal disorders	Pleural effusion	Missing	2	0,3	0	0,0	0	0,0	0	0,0	NE			NE	NE	NE		NE	NE	NE	NE		NE	NE	NE	NE		NE		NE	NE	NE
Respiratory, thoracic and mediastinal disorders	Pleuritic pain	< 64 letters	281	44,5	1	0,4	284	45,4	0	0,0		*	Quasi-complete separation of data points detected.				*	WARNING: Negative of Hessian not positive definite.			NE		Algorithm converged.	NE	NE	0,3147	NE	NE		Algorithm converged.	NE	NE
Respiratory, thoracic and mediastinal disorders	Pleuritic pain	>= 64 letters	349	55,2	0	0,0	341	54,6	0	0,0	NE			NE	NE	NE		NE	NE	NE	NE		NE	NE	NE	NE		NE		NE	NE	NE
Respiratory, thoracic and mediastinal disorders	Pleuritic pain	Missing	2	0,3	0	0,0	0	0,0	0	0,0	NE			NE	NE	NE		NE	NE	NE	NE		NE	NE	NE	NE		NE		NE	NE	NE
Respiratory, thoracic and mediastinal disorders	Pneumonia aspiration	< 64 letters	281	44,5	1	0,4	284	45,4	0	0,0		*	Quasi-complete separation of data points detected.				*	WARNING: Negative of Hessian not positive definite.			NE		Algorithm converged.	NE	NE	0,3147	NE	NE		Algorithm converged.	NE	NE
Respiratory, thoracic and mediastinal disorders	Pneumonia aspiration	>= 64 letters	349	55,2	0	0,0	341	54,6	0	0,0	NE			NE	NE	NE		NE	NE	NE	NE		NE	NE	NE	NE		NE		NE	NE	NE
Respiratory, thoracic and mediastinal disorders	Pneumonia aspiration	Missing	2	0,3	0	0,0	0	0,0	0	0,0	NE			NE	NE	NE		NE	NE	NE	NE		NE	NE	NE	NE		NE		NE	NE	NE
Respiratory, thoracic and mediastinal disorders	Pulmonary embolism	< 64 letters	281	44,5	0	0,0	284	45,4	0	0,0	NE			NE	NE	NE		NE	NE	NE	NE		NE	NE	NE	NE	NE	NE		NE	NE	NE
Respiratory, thoracic and mediastinal disorders	Pulmonary embolism	>= 64 letters	349	55,2	0	0,0	341	54,6	1	0,3		*	Quasi-complete separation of data points detected.				*	ERROR: The mean parameter is either invalid or at a limit of its range for some observations.			0,00		Algorithm converged.	0,00	NE	0,3117		>999.99		Algorithm converged.	0,00	NE
Respiratory, thoracic and mediastinal disorders	Pulmonary embolism	Missing	2	0,3	0	0,0	0	0,0	0	0,0	NE			NE	NE	NE		NE	NE	NE	NE		NE	NE	NE	NE		NE		NE	NE	NE
Respiratory, thoracic and mediastinal disorders	Pulmonary fibrosis	< 64 letters	281	44,5	1	0,4	284	45,4	0	0,0		*	Quasi-complete separation of data points detected.				*	WARNING: Negative of Hessian not positive definite.			NE		Algorithm converged.	NE	NE	0,3147	1,0000	NE		Algorithm converged.	NE	NE
Respiratory, thoracic and mediastinal disorders	Pulmonary fibrosis	>= 64 letters	349	55,2	1	0,3	341	54,6	0	0,0		*	Quasi-complete separation of data points detected.				*	WARNING: The relative Hessian convergence criterion of 49.754598305 is greater than the limit of 0.0001. The convergence is questionable.			NE		Algorithm converged.	NE	NE	0,3229		NE		Algorithm converged.	NE	NE
Respiratory, thoracic and mediastinal disorders	Pulmonary fibrosis	Missing	2	0,3	0	0,0	0	0,0	0	0,0	NE			NE	NE	NE		NE	NE	NE	NE		NE	NE	NE	NE		NE		NE	NE	NE
Respiratory, thoracic and mediastinal disorders	Respiratory depression	< 64 letters	281	44,5	0	0,0	284	45,4	0	0,0	NE			NE	NE	NE		NE	NE	NE	NE		NE	NE	NE	NE	NE	NE		NE	NE	NE
Respiratory, thoracic and mediastinal disorders	Respiratory depression	>= 64 letters	349	55,2	1	0,3	341	54,6	0	0,0		*	Quasi-complete separation of data points detected.				*	WARNING: The relative Hessian convergence criterion of 53.071571525 is greater than the limit of 0.0001. The convergence is questionable.			NE		Algorithm converged.	NE	NE	0,3229		NE		Algorithm converged.	NE	NE
Respiratory, thoracic and mediastinal disorders	Respiratory depression	Missing	2	0,3	0	0,0	0	0,0	0	0,0	NE			NE	NE	NE		NE	NE	NE	NE		NE	NE	NE	NE		NE		NE	NE	NE
Respiratory, thoracic and mediastinal disorders	Respiratory failure	< 64 letters	281	44,5	0	0,0	284	45,4	0	0,0	NE			NE	NE	NE		NE	NE	NE	NE		NE	NE	NE	NE	NE	NE		NE	NE	NE
Respiratory, thoracic and mediastinal disorders	Respiratory failure	>= 64 letters	349	55,2	0	0,0	341	54,6	1	0,3		*	Quasi-complete separation of data points detected.				*	ERROR: The mean parameter is either invalid or at a limit of its range for some observations.			0,00		Algorithm converged.	0,00	NE	0,3117		>999.99		Algorithm converged.	0,00	NE
Respiratory, thoracic and mediastinal disorders	Respiratory failure	Missing	2	0,3	0	0,0	0	0,0	0	0,0	NE			NE	NE	NE		NE	NE	NE	NE		NE	NE	NE	NE		NE		NE	NE	NE
Skin and subcutaneous tissue disorders		< 64 letters	281	44,5	2	0,7	284	45,4	5	1,8	0,40		Convergence criterion (GCONV=1E-8) satisfied.	0,08	2,08	-0,010		Algorithm converged.	-0,029	0,008	0,40		Algorithm converged.	0,08	2,07	0,2602	0,0744	2,47		Algorithm converged.	0,48	12,64
Skin and subcutaneous tissue disorders		>= 64 letters	349	55,2	4	1,1	341	54,6	1	0,3	3,94		Convergence criterion (GCONV=1E-8) satisfied.	0,44	35,45	0,009		Algorithm converged.	-0,004	0,021	3,91		Algorithm converged.	0,44	34,79	0,1870		0,26		Algorithm converged.	0,03	2,28
Skin and subcutaneous tissue disorders		Missing	2	0,3	0	0,0	0	0,0	0	0,0	NE			NE	NE	NE		NE	NE	NE	NE		NE	NE	NE	NE		NE		NE	NE	NE
Skin and subcutaneous tissue disorders	Angioedema	< 64 letters	281	44,5	0	0,0	284	45,4	0	0,0	NE			NE	NE	NE		NE	NE	NE	NE		NE	NE	NE	NE	NE	NE		NE	NE	NE
Skin and subcutaneous tissue disorders	Angioedema	>= 64 letters	349	55,2	1	0,3	341	54,6	0	0,0		*	Quasi-complete separation of data points detected.				*	WARNING: The relative Hessian convergence criterion of 49.754598305 is greater than the limit of 0.0001. The convergence is questionable.			NE		Algorithm converged.	NE	NE	0,3229		NE		Algorithm converged.	NE	NE
Skin and subcutaneous tissue disorders	Angioedema	Missing	2	0,3	0	0,0	0	0,0	0	0,0	NE			NE	NE	NE		NE	NE	NE	NE		NE	NE	NE	NE		NE		NE	NE	NE
Skin and subcutaneous tissue disorders	Diabetic foot	< 64 letters	281	44,5	2	0,7	284	45,4	4	1,4	0,50		Convergence criterion (GCONV=1E-8) satisfied.	0,09	2,76	-0,007		Algorithm converged.	-0,024	0,010	0,51		Algorithm converged.	0,09	2,74	0,4196	0,1960	1,98		Algorithm converged.	0,37	10,72
Skin and subcutaneous tissue disorders	Diabetic foot	>= 64 letters	349	55,2	3	0,9	341	54,6	1	0,3	2,95		Convergence criterion (GCONV=1E-8) satisfied.	0,31	28,47	0,006		Algorithm converged.	-0,006	0,017	2,93		Algorithm converged.	0,31	28,04	0,3276		0,34		Algorithm converged.	0,04	3,26
Skin and subcutaneous tissue disorders	Diabetic foot	Missing	2	0,3	0	0,0	0	0,0	0	0,0	NE			NE	NE	NE		NE	NE	NE	NE		NE	NE	NE	NE		NE		NE	NE	NE
Skin and subcutaneous tissue disorders	Skin ulcer	< 64 letters	281	44,5	0	0,0	284	45,4	1	0,4		*	Quasi-complete separation of data points detected.				*	ERROR: The mean parameter is either invalid or at a limit of its range for some observations.			0,00		Algorithm converged.	0,00	NE	0,3199	NE	>999.99		Algorithm converged.	0,00	NE
Skin and subcutaneous tissue disorders	Skin ulcer	>= 64 letters	349	55,2	0	0,0	341	54,6	0	0,0	NE			NE	NE	NE		NE	NE	NE	NE		NE	NE	NE	NE		NE		NE	NE	NE
Skin and subcutaneous tissue disorders	Skin ulcer	Missing	2	0,3	0	0,0	0	0,0	0	0,0	NE			NE	NE	NE		NE	NE	NE	NE		NE	NE	NE	NE		NE		NE	NE	NE
Surgical and medical procedures		< 64 letters	281	44,5	0	0,0	284	45,4	1	0,4		*	Quasi-complete separation of data points detected.				*	ERROR: The mean parameter is either invalid or at a limit of its range for some observations.			0,00		Algorithm converged.	0,00	NE	0,3199	NE	>999.99		Algorithm converged.	0,00	NE
Surgical and medical procedures		>= 64 letters	349	55,2	0	0,0	341	54,6	0	0,0	NE			NE	NE	NE		NE	NE	NE	NE		NE	NE	NE	NE		NE		NE	NE	NE
Surgical and medical procedures		Missing	2	0,3	0	0,0	0	0,0	0	0,0	NE			NE	NE	NE		NE	NE	NE	NE		NE	NE	NE	NE		NE		NE	NE	NE
Surgical and medical procedures	Haemodialysis	< 64 letters	281	44,5	0	0,0	284	45,4	1	0,4		*	Quasi-complete separation of data points detected.				*	ERROR: The mean parameter is either invalid or at a limit of its range for some observations.			0,00		Algorithm converged.	0,00	NE	0,3199	NE	>999.99		Algorithm converged.	0,00	NE
Surgical and medical procedures	Haemodialysis	>= 64 letters	349	55,2	0	0,0	341	54,6	0	0,0	NE			NE	NE	NE		NE	NE	NE	NE		NE	NE	NE	NE		NE		NE	NE	NE
Surgical and medical procedures	Haemodialysis	Missing	2	0,3	0	0,0	0	0,0	0	0,0	NE			NE	NE	NE		NE	NE	NE	NE		NE	NE	NE	NE		NE		NE	NE	NE
Vascular disorders		< 64 letters	281	44,5	8	2,8	284	45,4	8	2,8	1,01		Convergence criterion (GCONV=1E-8) satisfied.	0,37	2,73	0,000		Algorithm converged.	-0,027	0,028	1,01		Algorithm converged.	0,38	2,66	0,9828	0,3471	0,99		Algorithm converged.	0,38	2,60
Vascular disorders		>= 64 letters	349	55,2	4	1,1	341	54,6	8	2,3	0,48		Convergence criterion (GCONV=1E-8) satisfied.	0,14	1,62	-0,012		Algorithm converged.	-0,032	0,008	0,49		Algorithm converged.	0,15	1,61	0,2284		2,05		Algorithm converged.	0,62	6,73
Vascular disorders		Missing	2	0,3	0	0,0	0	0,0	0	0,0	NE			NE	NE	NE		NE	NE	NE	NE		NE	NE	NE	NE		NE		NE	NE	NE
Vascular disorders	Aortic stenosis	< 64 letters	281	44,5	0	0,0	284	45,4	0	0,0	NE			NE	NE	NE		NE	NE	NE	NE		NE	NE	NE	NE	NE	NE		NE	NE	NE
Vascular disorders	Aortic stenosis	>= 64 letters	349	55,2	1	0,3	341	54,6	0	0,0		*	Quasi-complete separation of data points detected.				*	WARNING: The relative Hessian convergence criterion of 49.754598305 is greater than the limit of 0.0001. The convergence is questionable.			NE		Algorithm converged.	NE	NE	0,3229		NE		Algorithm converged.	NE	NE
Vascular disorders	Aortic stenosis	Missing	2	0,3	0	0,0	0	0,0	0	0,0	NE			NE	NE	NE		NE	NE	NE	NE		NE	NE	NE	NE		NE		NE	NE	NE
Vascular disorders	Arterial occlusive disease	< 64 letters	281	44,5	0	0,0	284	45,4	0	0,0	NE			NE	NE	NE		NE	NE	NE	NE		NE	NE	NE	NE	NE	NE		NE	NE	NE
Vascular disorders	Arterial occlusive disease	>= 64 letters	349	55,2	1	0,3	341	54,6	0	0,0		*	Quasi-complete separation of data points detected.				*	WARNING: The relative Hessian convergence criterion of 49.754598305 is greater than the limit of 0.0001. The convergence is questionable.			NE		Algorithm converged.	NE	NE	0,3229		NE		Algorithm converged.	NE	NE
Vascular disorders	Arterial occlusive disease	Missing	2	0,3	0	0,0	0	0,0	0	0,0	NE			NE	NE	NE		NE	NE	NE	NE		NE	NE	NE	NE		NE		NE	NE	NE
Vascular disorders	Arteriosclerosis	< 64 letters	281	44,5	1	0,4	284	45,4	0	0,0		*	Quasi-complete separation of data points detected.				*	WARNING: Negative of Hessian not positive definite.			NE		Algorithm converged.	NE	NE	0,3147	NE	NE		Algorithm converged.	NE	NE
Vascular disorders	Arteriosclerosis	>= 64 letters	349	55,2	0	0,0	341	54,6	0	0,0	NE			NE	NE	NE		NE	NE	NE	NE		NE	NE	NE	NE		NE		NE	NE	NE
Vascular disorders	Arteriosclerosis	Missing	2	0,3	0	0,0	0	0,0	0	0,0	NE			NE	NE	NE		NE	NE	NE	NE		NE	NE	NE	NE		NE		NE	NE	NE
Vascular disorders	Blood pressure inadequately controlled	< 64 letters	281	44,5	0	0,0	284	45,4	0	0,0	NE			NE	NE	NE		NE	NE	NE	NE		NE	NE	NE	NE	NE	NE		NE	NE	NE
Vascular disorders	Blood pressure inadequately controlled	>= 64 letters	349	55,2	0	0,0	341	54,6	1	0,3		*	Quasi-complete separation of data points detected.				*	ERROR: The mean parameter is either invalid or at a limit of its range for some observations.			0,00		Algorithm converged.	0,00	NE	0,3117		>999.99		Algorithm converged.	0,00	NE
Vascular disorders	Blood pressure inadequately controlled	Missing	2	0,3	0	0,0	0	0,0	0	0,0	NE			NE	NE	NE		NE	NE	NE	NE		NE	NE	NE	NE		NE		NE	NE	NE
Vascular disorders	Circulatory collapse	< 64 letters	281	44,5	0	0,0	284	45,4	0	0,0	NE			NE	NE	NE		NE	NE	NE	NE		NE	NE	NE	NE	NE	NE		NE	NE	NE
Vascular disorders	Circulatory collapse	>= 64 letters	349	55,2	0	0,0	341	54,6	1	0,3		*	Quasi-complete separation of data points detected.				*	ERROR: The mean parameter is either invalid or at a limit of its range for some observations.			0,00		Algorithm converged.	0,00	NE	0,3117		>999.99		Algorithm converged.	0,00	NE
Vascular disorders	Circulatory collapse	Missing	2	0,3	0	0,0	0	0,0	0	0,0	NE			NE	NE	NE		NE	NE	NE	NE		NE	NE	NE	NE		NE		NE	NE	NE
Vascular disorders	Deep vein thrombosis	< 64 letters	281	44,5	0	0,0	284	45,4	0	0,0	NE			NE	NE	NE		NE	NE	NE	NE		NE	NE	NE	NE	NE	NE		NE	NE	NE
Vascular disorders	Deep vein thrombosis	>= 64 letters	349	55,2	0	0,0	341	54,6	2	0,6		*	Quasi-complete separation of data points detected.				*	ERROR: The mean parameter is either invalid or at a limit of its range for some observations.			0,00		Algorithm converged.	0,00	NE	0,1522		>999.99		Algorithm converged.	0,00	NE
Vascular disorders	Deep vein thrombosis	Missing	2	0,3	0	0,0	0	0,0	0	0,0	NE			NE	NE	NE		NE	NE	NE	NE		NE	NE	NE	NE		NE		NE	NE	NE
Vascular disorders	Extremity necrosis	< 64 letters	281	44,5	1	0,4	284	45,4	0	0,0		*	Quasi-complete separation of data points detected.				*	WARNING: Negative of Hessian not positive definite.			NE		Algorithm converged.	NE	NE	0,3147	NE	NE		Algorithm converged.	NE	NE
Vascular disorders	Extremity necrosis	>= 64 letters	349	55,2	0	0,0	341	54,6	0	0,0	NE			NE	NE	NE		NE	NE	NE	NE		NE	NE	NE	NE		NE		NE	NE	NE
Vascular disorders	Extremity necrosis	Missing	2	0,3	0	0,0	0	0,0	0	0,0	NE			NE	NE	NE		NE	NE	NE	NE		NE	NE	NE	NE		NE		NE	NE	NE
Vascular disorders	Haematoma	< 64 letters	281	44,5	1	0,4	284	45,4	0	0,0		*	Quasi-complete separation of data points detected.				*	WARNING: Negative of Hessian not positive definite.			NE		Algorithm converged.	NE	NE	0,3147	0,0937	NE		Algorithm converged.	NE	NE
Vascular disorders	Haematoma	>= 64 letters	349	55,2	0	0,0	341	54,6	1	0,3		*	Quasi-complete separation of data points detected.				*	ERROR: Error in computing the link function, its derivatives, or the variance function.			0,00		Algorithm converged.	0,00	NE	0,3117		>999.99		Algorithm converged.	0,00	NE
Vascular disorders	Haematoma	Missing	2	0,3	0	0,0	0	0,0	0	0,0	NE			NE	NE	NE		NE	NE	NE	NE		NE	NE	NE	NE		NE		NE	NE	NE
Vascular disorders	Hypertension	< 64 letters	281	44,5	1	0,4	284	45,4	4	1,4	0,25		Convergence criterion (GCONV=1E-8) satisfied.	0,03	2,25	-0,011		Algorithm converged.	-0,026	0,005	0,25		Algorithm converged.	0,03	2,25	0,1820	1,0000	3,96		Algorithm converged.	0,45	35,19
Vascular disorders	Hypertension	>= 64 letters	349	55,2	0	0,0	341	54,6	0	0,0	NE			NE	NE	NE		NE	NE	NE	NE		NE	NE	NE	NE		NE		NE	NE	NE
Vascular disorders	Hypertension	Missing	2	0,3	0	0,0	0	0,0	0	0,0	NE			NE	NE	NE		NE	NE	NE	NE		NE	NE	NE	NE		NE		NE	NE	NE
Vascular disorders	Hypertensive crisis	< 64 letters	281	44,5	1	0,4	284	45,4	0	0,0		*	Quasi-complete separation of data points detected.				*	WARNING: Negative of Hessian not positive definite.			NE		Algorithm converged.	NE	NE	0,3147	NE	NE		Algorithm converged.	NE	NE
Vascular disorders	Hypertensive crisis	>= 64 letters	349	55,2	0	0,0	341	54,6	0	0,0	NE			NE	NE	NE		NE	NE	NE	NE		NE	NE	NE	NE		NE		NE	NE	NE
Vascular disorders	Hypertensive crisis	Missing	2	0,3	0	0,0	0	0,0	0	0,0	NE			NE	NE	NE		NE	NE	NE	NE		NE	NE	NE	NE		NE		NE	NE	NE
Vascular disorders	Hypertensive urgency	< 64 letters	281	44,5	0	0,0	284	45,4	2	0,7		*	Quasi-complete separation of data points detected.				*	ERROR: The mean parameter is either invalid or at a limit of its range for some observations.			0,00		Algorithm converged.	0,00	NE	0,1591	NE	>999.99		Algorithm converged.	0,00	NE
Vascular disorders	Hypertensive urgency	>= 64 letters	349	55,2	0	0,0	341	54,6	0	0,0	NE			NE	NE	NE		NE	NE	NE	NE		NE	NE	NE	NE		NE		NE	NE	NE
Vascular disorders	Hypertensive urgency	Missing	2	0,3	0	0,0	0	0,0	0	0,0	NE			NE	NE	NE		NE	NE	NE	NE		NE	NE	NE	NE		NE		NE	NE	NE
Vascular disorders	Hypotension	< 64 letters	281	44,5	1	0,4	284	45,4	1	0,4	1,01		Convergence criterion (GCONV=1E-8) satisfied.	0,06	16,24	0,000		Algorithm converged.	-0,010	0,010	1,01		Algorithm converged.	0,06	16,08	0,9940	0,9865	0,99		Algorithm converged.	0,06	15,74
Vascular disorders	Hypotension	>= 64 letters	349	55,2	1	0,3	341	54,6	1	0,3	0,98		Convergence criterion (GCONV=1E-8) satisfied.	0,06	15,68	0,000		Algorithm converged.	-0,008	0,008	0,98		Algorithm converged.	0,06	15,56	0,9869		1,02		Algorithm converged.	0,06	16,30
Vascular disorders	Hypotension	Missing	2	0,3	0	0,0	0	0,0	0	0,0	NE			NE	NE	NE		NE	NE	NE	NE		NE	NE	NE	NE		NE		NE	NE	NE
Vascular disorders	Orthostatic hypotension	< 64 letters	281	44,5	0	0,0	284	45,4	0	0,0	NE			NE	NE	NE		NE	NE	NE	NE		NE	NE	NE	NE	NE	NE		NE	NE	NE
Vascular disorders	Orthostatic hypotension	>= 64 letters	349	55,2	0	0,0	341	54,6	1	0,3		*	Quasi-complete separation of data points detected.				*	ERROR: The mean parameter is either invalid or at a limit of its range for some observations.			0,00		Algorithm converged.	0,00	NE	0,3117		>999.99		Algorithm converged.	0,00	NE
Vascular disorders	Orthostatic hypotension	Missing	2	0,3	0	0,0	0	0,0	0	0,0	NE			NE	NE	NE		NE	NE	NE	NE		NE	NE	NE	NE		NE		NE	NE	NE
Vascular disorders	Peripheral arterial occlusive disease	< 64 letters	281	44,5	1	0,4	284	45,4	0	0,0		*	Quasi-complete separation of data points detected.				*	WARNING: Negative of Hessian not positive definite.			NE		Algorithm converged.	NE	NE	0,3147	0,0937	NE		Algorithm converged.	NE	NE
Vascular disorders	Peripheral arterial occlusive disease	>= 64 letters	349	55,2	0	0,0	341	54,6	1	0,3		*	Quasi-complete separation of data points detected.				*	ERROR: Error in computing the link function, its derivatives, or the variance function.			0,00		Algorithm converged.	0,00	NE	0,3117		>999.99		Algorithm converged.	0,00	NE
Vascular disorders	Peripheral arterial occlusive disease	Missing	2	0,3	0	0,0	0	0,0	0	0,0	NE			NE	NE	NE		NE	NE	NE	NE		NE	NE	NE	NE		NE		NE	NE	NE
Vascular disorders	Peripheral artery stenosis	< 64 letters	281	44,5	1	0,4	284	45,4	1	0,4	1,01		Convergence criterion (GCONV=1E-8) satisfied.	0,06	16,24	0,000		Algorithm converged.	-0,010	0,010	1,01		Algorithm converged.	0,06	16,08	0,9940	1,0000	0,99		Algorithm converged.	0,06	15,74
Vascular disorders	Peripheral artery stenosis	>= 64 letters	349	55,2	0	0,0	341	54,6	0	0,0	NE			NE	NE	NE		NE	NE	NE	NE		NE	NE	NE	NE		NE		NE	NE	NE
Vascular disorders	Peripheral artery stenosis	Missing	2	0,3	0	0,0	0	0,0	0	0,0	NE			NE	NE	NE		NE	NE	NE	NE		NE	NE	NE	NE		NE		NE	NE	NE
Vascular disorders	Varicose vein	< 64 letters	281	44,5	0	0,0	284	45,4	0	0,0	NE			NE	NE	NE		NE	NE	NE	NE		NE	NE	NE	NE	NE	NE		NE	NE	NE
Vascular disorders	Varicose vein	>= 64 letters	349	55,2	1	0,3	341	54,6	0	0,0		*	Quasi-complete separation of data points detected.				*	WARNING: The relative Hessian convergence criterion of 49.754598305 is greater than the limit of 0.0001. The convergence is questionable.			NE		Algorithm converged.	NE	NE	0,3229		NE		Algorithm converged.	NE	NE
Vascular disorders	Varicose vein	Missing	2	0,3	0	0,0	0	0,0	0	0,0	NE			NE	NE	NE		NE	NE	NE	NE		NE	NE	NE	NE		NE		NE	NE	NE

Test for interaction based on RR (Log-binomial regression)
* indicates convergence problem. Result is uninterpretable.
Clinical cut-off: YOSEMITE 01NOV2021 and RHINE 28OCT2021

Program: root/global/globalshare/morse_macros/current/prod/program/t_ae_raw_soc.sas
Output: root/clinical_studies/RO6867461/CDT70122/share/ACE_pool_DME_CSR_Final/prod/output_saf_bc/t_ae_raw_soc_sg_SAE_SEBC_OCTNOV2021_DME.xls
15MAR2022 17:19

POPULATION: Safety-Evaluable Population B vs. C
ENDPOINT: Any SAEs throughout the Entire Study
MODEL: Unstratified analysis
STUDY: GR40349 & GR40398
Dichotomous Analysis by Subgroups (Safety)

Geographic region

			Faricimab (PTI) (N=632)				Aflibercept (N=625)				Faricimab (PTI) vs. Aflibercept																	Aflibercept vs. Faricimab (PTI)				
			Patients		Patients with Event		Patients		Patients with Event		Odds Ratio					Absolute Risk Difference					Relative Risk							Relative Risk				
MedDRA System Organ Class	MedDRA Preferred Term	Level	n	%	n	%	n	%	n	%	Odds Ratio		Convergence Reason	95% Lower CL	95% Upper CL	Absolute Risk		Convergence Reason	95% Lower CL	95% Upper CL	Relative Risk		Convergence Reason	95% Lower CL	95% Upper CL	p-value (Cochran-Mantel-Haenszel)	Interaction Test p-value (likelihood ratio)	Relative Risk		Convergence Reason	95% Lower CL	95% Upper CL
Blood and lymphatic system disorders		Europe	219	34,7	3	1,4	218	34,9	1	0,5	3,01		Convergence criterion (GCONV=1E-8) satisfied.	0,31	29,19	0,009		Algorithm converged.	-0,009	0,027	2,99		Algorithm converged.	0,31	28,49	0,3179	0,3099	0,33		Algorithm converged.	0,04	3,19
Blood and lymphatic system disorders		America	344	54,4	2	0,6	339	54,2	5	1,5	0,39		Convergence criterion (GCONV=1E-8) satisfied.	0,08	2,03	-0,009		Algorithm converged.	-0,024	0,006	0,39		Algorithm converged.	0,08	2,02	0,2467		2,54		Algorithm converged.	0,50	12,99
Blood and lymphatic system disorders		Asia Pacific (inc. Australia)	69	10,9	1	1,4	68	10,9	1	1,5	0,99		Convergence criterion (GCONV=1E-8) satisfied.	0,06	16,08	0,000		Algorithm converged.	-0,040	0,040	0,99		Algorithm converged.	0,06	15,44	0,9917		1,01		Algorithm converged.	0,06	15,90
Blood and lymphatic system disorders	Anaemia	Europe	219	34,7	2	0,9	218	34,9	1	0,5	2,00		Convergence criterion (GCONV=1E-8) satisfied.	0,18	22,22	0,005		Algorithm converged.	-0,011	0,020	1,99		Algorithm converged.	0,18	21,80	0,5655	0,3986	0,50		Algorithm converged.	0,05	5,50
Blood and lymphatic system disorders	Anaemia	America	344	54,4	2	0,6	339	54,2	3	0,9	0,66		Convergence criterion (GCONV=1E-8) satisfied.	0,11	3,94	-0,003		Algorithm converged.	-0,016	0,010	0,66		Algorithm converged.	0,11	3,91	0,6420		1,52		Algorithm converged.	0,26	9,05
Blood and lymphatic system disorders	Anaemia	Asia Pacific (inc. Australia)	69	10,9	0	0,0	68	10,9	1	1,5		*	Quasi-complete separation of data points detected.				*	WARNING: The relative Hessian convergence criterion of 12.21074153 is greater than the limit of 0.0001. The convergence is questionable.			0,00		Algorithm converged.	0,00	NE	0,3138		>999.99		Algorithm converged.	0,00	NE
Blood and lymphatic system disorders	Anaemia of chronic disease	Europe	219	34,7	0	0,0	218	34,9	0	0,0	NE			NE	NE	NE		NE	NE	NE	NE		NE	NE	NE	NE	NE	NE		NE	NE	NE
Blood and lymphatic system disorders	Anaemia of chronic disease	America	344	54,4	0	0,0	339	54,2	1	0,3		*	Quasi-complete separation of data points detected.				*	ERROR: The mean parameter is either invalid or at a limit of its range for some observations.			0,00		Algorithm converged.	0,00	NE	0,3138		>999.99		Algorithm converged.	0,00	NE
Blood and lymphatic system disorders	Anaemia of chronic disease	Asia Pacific (inc. Australia)	69	10,9	0	0,0	68	10,9	0	0,0	NE			NE	NE	NE		NE	NE	NE	NE		NE	NE	NE	NE		NE		NE	NE	NE
Blood and lymphatic system disorders	Lymphadenopathy	Europe	219	34,7	0	0,0	218	34,9	0	0,0	NE			NE	NE	NE		NE	NE	NE	NE		NE	NE	NE	NE	NE	NE		NE	NE	NE
Blood and lymphatic system disorders	Lymphadenopathy	America	344	54,4	0	0,0	339	54,2	0	0,0	NE			NE	NE	NE		NE	NE	NE	NE		NE	NE	NE	NE		NE		NE	NE	NE
Blood and lymphatic system disorders	Lymphadenopathy	Asia Pacific (inc. Australia)	69	10,9	1	1,4	68	10,9	0	0,0		*	Quasi-complete separation of data points detected.				*	WARNING: The relative Hessian convergence criterion of 11.992173254 is greater than the limit of 0.0001. The convergence is questionable.			NE		Algorithm converged.	NE	NE	0,3208		NE		Algorithm converged.	NE	NE
Blood and lymphatic system disorders	Lymphadenopathy mediastinal	Europe	219	34,7	1	0,5	218	34,9	0	0,0		*	Quasi-complete separation of data points detected.				*	WARNING: Negative of Hessian not positive definite.			NE		Algorithm converged.	NE	NE	0,3184	NE	NE		Algorithm converged.	NE	NE
Blood and lymphatic system disorders	Lymphadenopathy mediastinal	America	344	54,4	0	0,0	339	54,2	0	0,0	NE			NE	NE	NE		NE	NE	NE	NE		NE	NE	NE	NE		NE		NE	NE	NE
Blood and lymphatic system disorders	Lymphadenopathy mediastinal	Asia Pacific (inc. Australia)	69	10,9	0	0,0	68	10,9	0	0,0	NE			NE	NE	NE		NE	NE	NE	NE		NE	NE	NE	NE		NE		NE	NE	NE
Blood and lymphatic system disorders	Microcytic anaemia	Europe	219	34,7	0	0,0	218	34,9	0	0,0	NE			NE	NE	NE		NE	NE	NE	NE		NE	NE	NE	NE	NE	NE		NE	NE	NE
Blood and lymphatic system disorders	Microcytic anaemia	America	344	54,4	0	0,0	339	54,2	1	0,3		*	Quasi-complete separation of data points detected.				*	ERROR: The mean parameter is either invalid or at a limit of its range for some observations.			0,00		Algorithm converged.	0,00	NE	0,3138		>999.99		Algorithm converged.	0,00	NE
Blood and lymphatic system disorders	Microcytic anaemia	Asia Pacific (inc. Australia)	69	10,9	0	0,0	68	10,9	0	0,0	NE			NE	NE	NE		NE	NE	NE	NE		NE	NE	NE	NE		NE		NE	NE	NE
Cardiac disorders		Europe	219	34,7	14	6,4	218	34,9	11	5,0	1,29		Convergence criterion (GCONV=1E-8) satisfied.	0,57	2,90	0,013		Algorithm converged.	-0,030	0,057	1,27		Algorithm converged.	0,59	2,73	0,5449	0,3963	0,79		Algorithm converged.	0,37	1,70
Cardiac disorders		America	344	54,4	25	7,3	339	54,2	27	8,0	0,91		Convergence criterion (GCONV=1E-8) satisfied.	0,51	1,59	-0,007		Algorithm converged.	-0,047	0,033	0,91		Algorithm converged.	0,54	1,54	0,7314		1,10		Algorithm converged.	0,65	1,85
Cardiac disorders		Asia Pacific (inc. Australia)	69	10,9	2	2,9	68	10,9	5	7,4	0,38		Convergence criterion (GCONV=1E-8) satisfied.	0,07	2,01	-0,045		Algorithm converged.	-0,118	0,029	0,39		Algorithm converged.	0,08	1,96	0,2382		2,54		Algorithm converged.	0,51	12,63
Cardiac disorders	Acute coronary syndrome	Europe	219	34,7	0	0,0	218	34,9	0	0,0	NE			NE	NE	NE		NE	NE	NE	NE		NE	NE	NE	NE	NE	NE		NE	NE	NE
Cardiac disorders	Acute coronary syndrome	America	344	54,4	0	0,0	339	54,2	0	0,0	NE			NE	NE	NE		NE	NE	NE	NE		NE	NE	NE	NE		NE		NE	NE	NE
Cardiac disorders	Acute coronary syndrome	Asia Pacific (inc. Australia)	69	10,9	1	1,4	68	10,9	0	0,0		*	Quasi-complete separation of data points detected.				*	WARNING: The relative Hessian convergence criterion of 11.992173254 is greater than the limit of 0.0001. The convergence is questionable.			NE		Algorithm converged.	NE	NE	0,3208		NE		Algorithm converged.	NE	NE
Cardiac disorders	Acute left ventricular failure	Europe	219	34,7	0	0,0	218	34,9	0	0,0	NE			NE	NE	NE		NE	NE	NE	NE		NE	NE	NE	NE	NE	NE		NE	NE	NE
Cardiac disorders	Acute left ventricular failure	America	344	54,4	1	0,3	339	54,2	2	0,6	0,49		Convergence criterion (GCONV=1E-8) satisfied.	0,04	5,44	-0,003		Algorithm converged.	-0,013	0,007	0,49		Algorithm converged.	0,04	5,41	0,5546		2,03		Algorithm converged.	0,18	22,28
Cardiac disorders	Acute left ventricular failure	Asia Pacific (inc. Australia)	69	10,9	0	0,0	68	10,9	0	0,0	NE			NE	NE	NE		NE	NE	NE	NE		NE	NE	NE	NE		NE		NE	NE	NE
Cardiac disorders	Acute myocardial infarction	Europe	219	34,7	1	0,5	218	34,9	1	0,5	1,00		Convergence criterion (GCONV=1E-8) satisfied.	0,06	16,02	0,000		Algorithm converged.	-0,013	0,013	1,00		Algorithm converged.	0,06	15,81	0,9974	0,7750	1,00		Algorithm converged.	0,06	15,96
Cardiac disorders	Acute myocardial infarction	America	344	54,4	2	0,6	339	54,2	5	1,5	0,39		Convergence criterion (GCONV=1E-8) satisfied.	0,08	2,03	-0,009		Algorithm converged.	-0,024	0,006	0,39		Algorithm converged.	0,08	2,02	0,2467		2,54		Algorithm converged.	0,50	12,99
Cardiac disorders	Acute myocardial infarction	Asia Pacific (inc. Australia)	69	10,9	1	1,4	68	10,9	1	1,5	0,99		Convergence criterion (GCONV=1E-8) satisfied.	0,06	16,08	0,000		Algorithm converged.	-0,040	0,040	0,99		Algorithm converged.	0,06	15,44	0,9917		1,01		Algorithm converged.	0,06	15,90
Cardiac disorders	Angina pectoris	Europe	219	34,7	0	0,0	218	34,9	2	0,9		*	Quasi-complete separation of data points detected.				*	ERROR: Error in computing the link function, its derivatives, or the variance function.			0,00		Algorithm converged.	0,00	NE	0,1559	NE	>999.99		Algorithm converged.	0,00	NE
Cardiac disorders	Angina pectoris	America	344	54,4	1	0,3	339	54,2	1	0,3	0,99		Convergence criterion (GCONV=1E-8) satisfied.	0,06	15,82	0,000		Algorithm converged.	-0,008	0,008	0,99		Algorithm converged.	0,06	15,69	0,9917		1,01		Algorithm converged.	0,06	16,16
Cardiac disorders	Angina pectoris	Asia Pacific (inc. Australia)	69	10,9	0	0,0	68	10,9	0	0,0	NE			NE	NE	NE		NE	NE	NE	NE		NE	NE	NE	NE		NE		NE	NE	NE
Cardiac disorders	Angina unstable	Europe	219	34,7	0	0,0	218	34,9	0	0,0	NE			NE	NE	NE		NE	NE	NE	NE		NE	NE	NE	NE	NE	NE		NE	NE	NE
Cardiac disorders	Angina unstable	America	344	54,4	2	0,6	339	54,2	0	0,0		*	Quasi-complete separation of data points detected.				*	WARNING: Negative of Hessian not positive definite.			NE		Algorithm converged.	NE	NE	0,1600		NE		Algorithm converged.	NE	NE
Cardiac disorders	Angina unstable	Asia Pacific (inc. Australia)	69	10,9	0	0,0	68	10,9	0	0,0	NE			NE	NE	NE		NE	NE	NE	NE		NE	NE	NE	NE		NE		NE	NE	NE
Cardiac disorders	Aortic valve stenosis	Europe	219	34,7	1	0,5	218	34,9	0	0,0		*	Quasi-complete separation of data points detected.				*	WARNING: Negative of Hessian not positive definite.			NE		Algorithm converged.	NE	NE	0,3184	NE	NE		Algorithm converged.	NE	NE
Cardiac disorders	Aortic valve stenosis	America	344	54,4	0	0,0	339	54,2	0	0,0	NE			NE	NE	NE		NE	NE	NE	NE		NE	NE	NE	NE		NE		NE	NE	NE
Cardiac disorders	Aortic valve stenosis	Asia Pacific (inc. Australia)	69	10,9	0	0,0	68	10,9	0	0,0	NE			NE	NE	NE		NE	NE	NE	NE		NE	NE	NE	NE		NE		NE	NE	NE
Cardiac disorders	Arrhythmia	Europe	219	34,7	1	0,5	218	34,9	0	0,0		*	Quasi-complete separation of data points detected.				*	WARNING: Negative of Hessian not positive definite.			NE		Algorithm converged.	NE	NE	0,3184	NE	NE		Algorithm converged.	NE	NE
Cardiac disorders	Arrhythmia	America	344	54,4	1	0,3	339	54,2	1	0,3	0,99		Convergence criterion (GCONV=1E-8) satisfied.	0,06	15,82	0,000		Algorithm converged.	-0,008	0,008	0,99		Algorithm converged.	0,06	15,69	0,9917		1,01		Algorithm converged.	0,06	16,16
Cardiac disorders	Arrhythmia	Asia Pacific (inc. Australia)	69	10,9	0	0,0	68	10,9	0	0,0	NE			NE	NE	NE		NE	NE	NE	NE		NE	NE	NE	NE		NE		NE	NE	NE
Cardiac disorders	Arteriosclerosis coronary artery	Europe	219	34,7	0	0,0	218	34,9	1	0,5		*	Quasi-complete separation of data points detected.				*	ERROR: Error in computing the link function, its derivatives, or the variance function.			0,00		Algorithm converged.	0,00	NE	0,3162	NE	>999.99		Algorithm converged.	0,00	NE
Cardiac disorders	Arteriosclerosis coronary artery	America	344	54,4	0	0,0	339	54,2	0	0,0	NE			NE	NE	NE		NE	NE	NE	NE		NE	NE	NE	NE		NE		NE	NE	NE
Cardiac disorders	Arteriosclerosis coronary artery	Asia Pacific (inc. Australia)	69	10,9	0	0,0	68	10,9	0	0,0	NE			NE	NE	NE		NE	NE	NE	NE		NE	NE	NE	NE		NE		NE	NE	NE
Cardiac disorders	Atrial fibrillation	Europe	219	34,7	1	0,5	218	34,9	0	0,0		*	Quasi-complete separation of data points detected.				*	WARNING: Negative of Hessian not positive definite.			NE		Algorithm converged.	NE	NE	0,3184	NE	NE		Algorithm converged.	NE	NE
Cardiac disorders	Atrial fibrillation	America	344	54,4	1	0,3	339	54,2	0	0,0		*	Quasi-complete separation of data points detected.				*	WARNING: Negative of Hessian not positive definite.			NE		Algorithm converged.	NE	NE	0,3209		NE		Algorithm converged.	NE	NE
Cardiac disorders	Atrial fibrillation	Asia Pacific (inc. Australia)	69	10,9	0	0,0	68	10,9	0	0,0	NE			NE	NE	NE		NE	NE	NE	NE		NE	NE	NE	NE		NE		NE	NE	NE
Cardiac disorders	Atrioventricular block	Europe	219	34,7	0	0,0	218	34,9	0	0,0	NE			NE	NE	NE		NE	NE	NE	NE		NE	NE	NE	NE	NE	NE		NE	NE	NE
Cardiac disorders	Atrioventricular block	America	344	54,4	0	0,0	339	54,2	1	0,3		*	Quasi-complete separation of data points detected.				*	ERROR: The mean parameter is either invalid or at a limit of its range for some observations.			0,00		Algorithm converged.	0,00	NE	0,3138		>999.99		Algorithm converged.	0,00	NE
Cardiac disorders	Atrioventricular block	Asia Pacific (inc. Australia)	69	10,9	0	0,0	68	10,9	0	0,0	NE			NE	NE	NE		NE	NE	NE	NE		NE	NE	NE	NE		NE		NE	NE	NE
Cardiac disorders	Atrioventricular block complete	Europe	219	34,7	0	0,0	218	34,9	1	0,5		*	Quasi-complete separation of data points detected.				*	ERROR: Error in computing the link function, its derivatives, or the variance function.			0,00		Algorithm converged.	0,00	NE	0,3162	NE	>999.99		Algorithm converged.	0,00	NE
Cardiac disorders	Atrioventricular block complete	America	344	54,4	1	0,3	339	54,2	0	0,0		*	Quasi-complete separation of data points detected.				*	WARNING: Negative of Hessian not positive definite.			NE		Algorithm converged.	NE	NE	0,3209		NE		Algorithm converged.	NE	NE
Cardiac disorders	Atrioventricular block complete	Asia Pacific (inc. Australia)	69	10,9	0	0,0	68	10,9	0	0,0	NE			NE	NE	NE		NE	NE	NE	NE		NE	NE	NE	NE		NE		NE	NE	NE
Cardiac disorders	Atrioventricular block second degree	Europe	219	34,7	0	0,0	218	34,9	0	0,0	NE			NE	NE	NE		NE	NE	NE	NE		NE	NE	NE	NE	NE	NE		NE	NE	NE
Cardiac disorders	Atrioventricular block second degree	America	344	54,4	0	0,0	339	54,2	1	0,3		*	Quasi-complete separation of data points detected.				*	ERROR: The mean parameter is either invalid or at a limit of its range for some observations.			0,00		Algorithm converged.	0,00	NE	0,3138		>999.99		Algorithm converged.	0,00	NE
Cardiac disorders	Atrioventricular block second degree	Asia Pacific (inc. Australia)	69	10,9	0	0,0	68	10,9	0	0,0	NE			NE	NE	NE		NE	NE	NE	NE		NE	NE	NE	NE		NE		NE	NE	NE
Cardiac disorders	Cardiac arrest	Europe	219	34,7	1	0,5	218	34,9	1	0,5	1,00		Convergence criterion (GCONV=1E-8) satisfied.	0,06	16,02	0,000		Algorithm converged.	-0,013	0,013	1,00		Algorithm converged.	0,06	15,81	0,9974	NE	1,00		Algorithm converged.	0,06	15,96
Cardiac disorders	Cardiac arrest	America	344	54,4	0	0,0	339	54,2	0	0,0	NE			NE	NE	NE		NE	NE	NE	NE		NE	NE	NE	NE		NE		NE	NE	NE
Cardiac disorders	Cardiac arrest	Asia Pacific (inc. Australia)	69	10,9	0	0,0	68	10,9	0	0,0	NE			NE	NE	NE		NE	NE	NE	NE		NE	NE	NE	NE		NE		NE	NE	NE
Cardiac disorders	Cardiac failure	Europe	219	34,7	5	2,3	218	34,9	0	0,0		*	Quasi-complete separation of data points detected.				*	WARNING: Negative of Hessian not positive definite.			NE		Algorithm converged.	NE	NE	0,0250	NE	NE		Algorithm converged.	NE	NE
Cardiac disorders	Cardiac failure	America	344	54,4	1	0,3	339	54,2	4	1,2	0,24		Convergence criterion (GCONV=1E-8) satisfied.	0,03	2,20	-0,009		Algorithm converged.	-0,022	0,004	0,25		Algorithm converged.	0,03	2,19	0,1732		4,06		Algorithm converged.	0,46	36,13
Cardiac disorders	Cardiac failure	Asia Pacific (inc. Australia)	69	10,9	0	0,0	68	10,9	1	1,5		*	Quasi-complete separation of data points detected.				*	WARNING: The relative Hessian convergence criterion of 12.21074153 is greater than the limit of 0.0001. The convergence is questionable.			0,00		Algorithm converged.	0,00	NE	0,3138		>999.99		Algorithm converged.	0,00	NE
Cardiac disorders	Cardiac failure acute	Europe	219	34,7	0	0,0	218	34,9	1	0,5		*	Quasi-complete separation of data points detected.				*	ERROR: Error in computing the link function, its derivatives, or the variance function.			0,00		Algorithm converged.	0,00	NE	0,3162	NE	>999.99		Algorithm converged.	0,00	NE
Cardiac disorders	Cardiac failure acute	America	344	54,4	0	0,0	339	54,2	0	0,0	NE			NE	NE	NE		NE	NE	NE	NE		NE	NE	NE	NE		NE		NE	NE	NE
Cardiac disorders	Cardiac failure acute	Asia Pacific (inc. Australia)	69	10,9	0	0,0	68	10,9	0	0,0	NE			NE	NE	NE		NE	NE	NE	NE		NE	NE	NE	NE		NE		NE	NE	NE
Cardiac disorders	Cardiac failure chronic	Europe	219	34,7	1	0,5	218	34,9	1	0,5	1,00		Convergence criterion (GCONV=1E-8) satisfied.	0,06	16,02	0,000		Algorithm converged.	-0,013	0,013	1,00		Algorithm converged.	0,06	15,81	0,9974	NE	1,00		Algorithm converged.	0,06	15,96
Cardiac disorders	Cardiac failure chronic	America	344	54,4	0	0,0	339	54,2	0	0,0	NE			NE	NE	NE		NE	NE	NE	NE		NE	NE	NE	NE		NE		NE	NE	NE
Cardiac disorders	Cardiac failure chronic	Asia Pacific (inc. Australia)	69	10,9	0	0,0	68	10,9	0	0,0	NE			NE	NE	NE		NE	NE	NE	NE		NE	NE	NE	NE		NE		NE	NE	NE
Cardiac disorders	Cardiac failure congestive	Europe	219	34,7	0	0,0	218	34,9	1	0,5		*	Quasi-complete separation of data points detected.				*	ERROR: Error in computing the link function, its derivatives, or the variance function.			0,00		Algorithm converged.	0,00	NE	0,3162	0,2109	>999.99		Algorithm converged.	0,00	NE
Cardiac disorders	Cardiac failure congestive	America	344	54,4	7	2,0	339	54,2	5	1,5	1,39		Convergence criterion (GCONV=1E-8) satisfied.	0,44	4,42	0,006		Algorithm converged.	-0,014	0,025	1,38		Algorithm converged.	0,44	4,30	0,5779		0,72		Algorithm converged.	0,23	2,26
Cardiac disorders	Cardiac failure congestive	Asia Pacific (inc. Australia)	69	10,9	0	0,0	68	10,9	1	1,5		*	Quasi-complete separation of data points detected.				*	WARNING: The relative Hessian convergence criterion of 12.210741541 is greater than the limit of 0.0001. The convergence is questionable.			0,00		Algorithm converged.	0,00	NE	0,3138		>999.99		Algorithm converged.	0,00	NE
Cardiac disorders	Cardio-respiratory arrest	Europe	219	34,7	0	0,0	218	34,9	0	0,0	NE			NE	NE	NE		NE	NE	NE	NE		NE	NE	NE	NE	NE	NE		NE	NE	NE
Cardiac disorders	Cardio-respiratory arrest	America	344	54,4	0	0,0	339	54,2	1	0,3		*	Quasi-complete separation of data points detected.				*	ERROR: The mean parameter is either invalid or at a limit of its range for some observations.			0,00		Algorithm converged.	0,00	NE	0,3138		>999.99		Algorithm converged.	0,00	NE
Cardiac disorders	Cardio-respiratory arrest	Asia Pacific (inc. Australia)	69	10,9	0	0,0	68	10,9	0	0,0	NE			NE	NE	NE		NE	NE	NE	NE		NE	NE	NE	NE		NE		NE	NE	NE
Cardiac disorders	Cardiopulmonary failure	Europe	219	34,7	1	0,5	218	34,9	0	0,0		*	Quasi-complete separation of data points detected.				*	WARNING: Negative of Hessian not positive definite.			NE		Algorithm converged.	NE	NE	0,3184	NE	NE		Algorithm converged.	NE	NE
Cardiac disorders	Cardiopulmonary failure	America	344	54,4	0	0,0	339	54,2	0	0,0	NE			NE	NE	NE		NE	NE	NE	NE		NE	NE	NE	NE		NE		NE	NE	NE
Cardiac disorders	Cardiopulmonary failure	Asia Pacific (inc. Australia)	69	10,9	0	0,0	68	10,9	0	0,0	NE			NE	NE	NE		NE	NE	NE	NE		NE	NE	NE	NE		NE		NE	NE	NE
Cardiac disorders	Cardiovascular disorder	Europe	219	34,7	0	0,0	218	34,9	0	0,0	NE			NE	NE	NE		NE	NE	NE	NE		NE	NE	NE	NE	NE	NE		NE	NE	NE
Cardiac disorders	Cardiovascular disorder	America	344	54,4	1	0,3	339	54,2	0	0,0		*	Quasi-complete separation of data points detected.				*	WARNING: Negative of Hessian not positive definite.			NE		Algorithm converged.	NE	NE	0,3209		NE		Algorithm converged.	NE	NE
Cardiac disorders	Cardiovascular disorder	Asia Pacific (inc. Australia)	69	10,9	0	0,0	68	10,9	0	0,0	NE			NE	NE	NE		NE	NE	NE	NE		NE	NE	NE	NE		NE		NE	NE	NE
Cardiac disorders	Chronic left ventricular failure	Europe	219	34,7	0	0,0	218	34,9	0	0,0	NE			NE	NE	NE		NE	NE	NE	NE		NE	NE	NE	NE	NE	NE		NE	NE	NE
Cardiac disorders	Chronic left ventricular failure	America	344	54,4	2	0,6	339	54,2	0	0,0		*	Quasi-complete separation of data points detected.				*	WARNING: Negative of Hessian not positive definite.			NE		Algorithm converged.	NE	NE	0,1600		NE		Algorithm converged.	NE	NE
Cardiac disorders	Chronic left ventricular failure	Asia Pacific (inc. Australia)	69	10,9	0	0,0	68	10,9	0	0,0	NE			NE	NE	NE		NE	NE	NE	NE		NE	NE	NE	NE		NE		NE	NE	NE
Cardiac disorders	Coronary artery disease	Europe	219	34,7	0	0,0	218	34,9	1	0,5		*	Quasi-complete separation of data points detected.				*	ERROR: Error in computing the link function, its derivatives, or the variance function.			0,00		Algorithm converged.	0,00	NE	0,3162	NE	>999.99		Algorithm converged.	0,00	NE
Cardiac disorders	Coronary artery disease	America	344	54,4	6	1,7	339	54,2	3	0,9	1,99		Convergence criterion (GCONV=1E-8) satisfied.	0,49	8,01	0,009		Algorithm converged.	-0,008	0,026	1,97		Algorithm converged.	0,50	7,82	0,3252		0,51		Algorithm converged.	0,13	2,01
Cardiac disorders	Coronary artery disease	Asia Pacific (inc. Australia)	69	10,9	0	0,0	68	10,9	1	1,5		*	Quasi-complete separation of data points detected.				*	WARNING: The relative Hessian convergence criterion of 12.210741552 is greater than the limit of 0.0001. The convergence is questionable.			0,00		Algorithm converged.	0,00	NE	0,3138		>999.99		Algorithm converged.	0,00	NE
Cardiac disorders	Hypertensive heart disease	Europe	219	34,7	0	0,0	218	34,9	0	0,0	NE			NE	NE	NE		NE	NE	NE	NE		NE	NE	NE	NE	NE	NE		NE	NE	NE
Cardiac disorders	Hypertensive heart disease	America	344	54,4	0	0,0	339	54,2	1	0,3		*	Quasi-complete separation of data points detected.				*	ERROR: The mean parameter is either invalid or at a limit of its range for some observations.			0,00		Algorithm converged.	0,00	NE	0,3138		>999.99		Algorithm converged.	0,00	NE
Cardiac disorders	Hypertensive heart disease	Asia Pacific (inc. Australia)	69	10,9	0	0,0	68	10,9	0	0,0	NE			NE	NE	NE		NE	NE	NE	NE		NE	NE	NE	NE		NE		NE	NE	NE
Cardiac disorders	Ischaemic cardiomyopathy	Europe	219	34,7	1	0,5	218	34,9	0	0,0		*	Quasi-complete separation of data points detected.				*	WARNING: Negative of Hessian not positive definite.			NE		Algorithm converged.	NE	NE	0,3184	NE	NE		Algorithm converged.	NE	NE

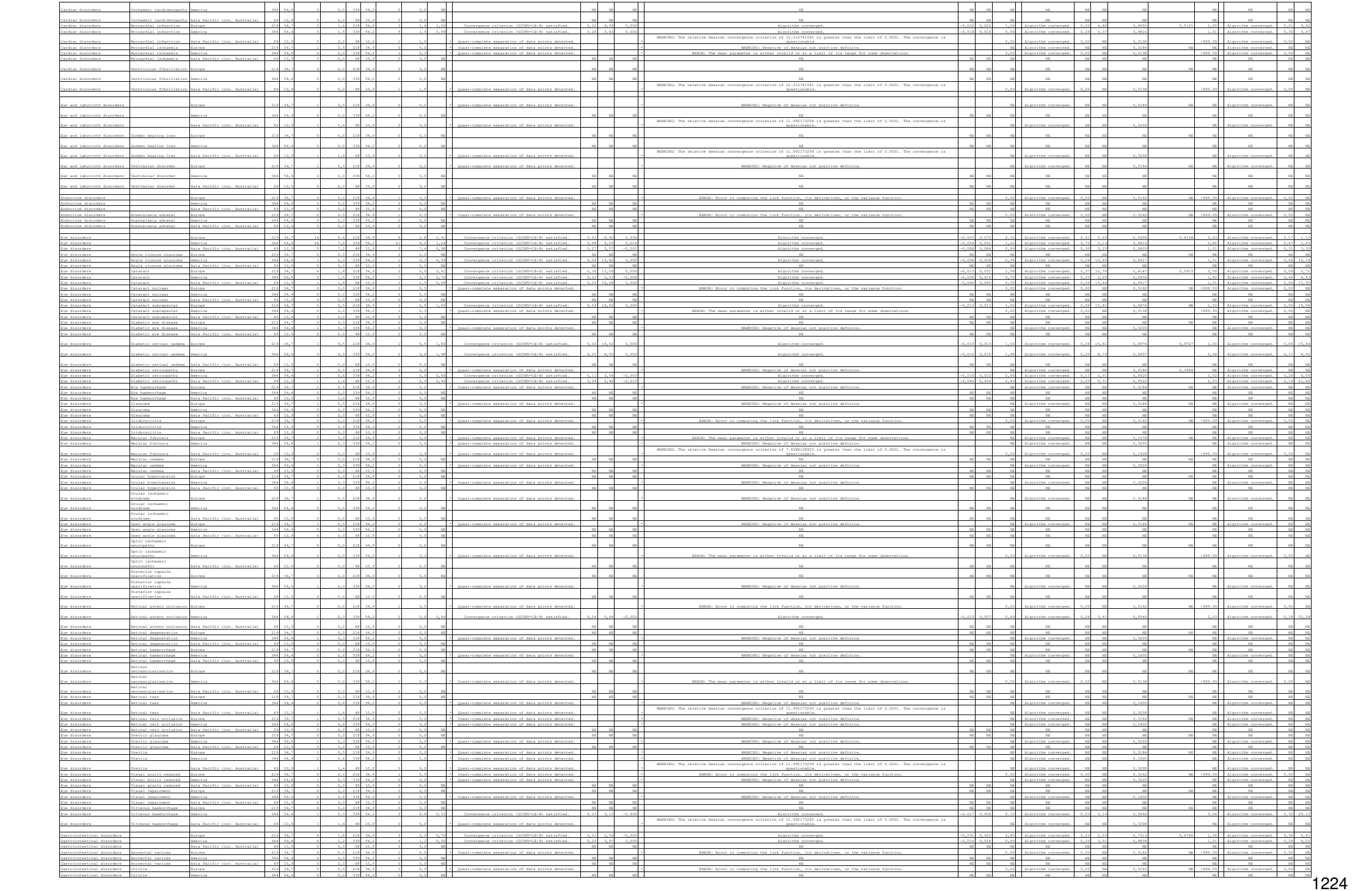

Cardiac disorders	Ischaemic cardiomyopathy	America	344	54,4	0	0,0	339	54,2	0	0,0	NE					NE	NE	NE	NE	NE	NE	NE			NE	NE	NE	NE			
Cardiac disorders	Ischaemic cardiomyopathy	Asia Pacific (Inc. Australia)	69	10,9	0	0,0	68	10,9	0	0,0	NE					NE	NE	NE	NE	NE	NE	NE			NE	NE	NE	NE			
Cardiac disorders	Myocardial infarction	Europe	219	34,7	1	0,5	218	34,9	1	0,5	1,00	Convergence criterion (GCONV=1E-8) satisfied.	0,20	4,90	0,000	Algorithm converged.	-0,022	0,022	1,00	Algorithm converged.	0,00	4,88	0,9550	0,9525	1,00	Algorithm converged.	0,21	4,90	
Cardiac disorders	Myocardial infarction	America	344	54,4	1	1,5	339	54,2	1	1,5	0,99	Convergence criterion (GCONV=1E-8) satisfied.	0,26	3,43	0,000	Algorithm converged.	-0,018	0,018	0,99	Algorithm converged.	0,23	3,31	0,9814		1,01	Algorithm converged.	0,30	3,47	
Cardiac disorders	Myocardial infarction	Asia Pacific (Inc. Australia)	69	10,9	0	0,0	68	10,9	1	1,5		Quasi-complete separation of data points detected.				WARNING: The relative Hessian convergence criterion of 12.2107415415 is greater than the limit of 0.0001. The convergence is questionable.			0,00	Algorithm converged.	0,00	NE	0,3138	>999,99	Algorithm converged.	0,00	NE	
Cardiac disorders	Myocardial ischaemia	Europe	219	34,7	1	0,5	218	34,9	1	0,5		Quasi-complete separation of data points detected.				WARNING: Negative of Hessian not positive definite.			NE	Algorithm converged.	NE	NE	0,3184	NE	NE	Algorithm converged.	NE	NE	
Cardiac disorders	Myocardial ischaemia	America	344	54,4	1	0,3	339	54,2	1	0,3	NE	Quasi-complete separation of data points detected.				ERROR: The mean parameter is either invalid or at a limit of its range for some observations.			0,00	Algorithm converged.	0,00	NE	0,3138	>999,99	Algorithm converged.	0,00	NE	
Cardiac disorders	Myocardial ischaemia	Asia Pacific (Inc. Australia)	69	10,9	0	0,0	68	10,9	0	0,0	NE					NE	NE	NE	NE	NE	NE	NE			NE	NE	NE	NE			
Cardiac disorders	Ventricular fibrillation	Europe	219	34,7	0	0,0	218	34,9	0	0,0	NE					NE	NE	NE	NE	NE	NE	NE			NE	NE	NE	NE			
Cardiac disorders	Ventricular fibrillation	America	344	54,4	1	0,3	339	54,2	1	0,3	NE					NE	NE	NE	NE	NE	NE	NE			NE	NE	NE	NE			
Cardiac disorders	Ventricular fibrillation	Asia Pacific (Inc. Australia)	69	10,9	1	1,5			1	1,5		Quasi-complete separation of data points detected.				WARNING: The relative Hessian convergence criterion of 12.2107415415 is greater than the limit of 0.0001. The convergence is questionable.			0,00	Algorithm converged.	0,00	NE	0,3138	>999,99	Algorithm converged.	0,00	NE	
Ear and labyrinth disorders		Europe	219	34,7	1	0,5	218	34,9	1	0,5		Quasi-complete separation of data points detected.				WARNING: Negative of Hessian not positive definite.			NE	Algorithm converged.	NE	NE	0,3184	NE	NE	Algorithm converged.	NE	NE	
Ear and labyrinth disorders		America	344	54,4	1	0,3	339	54,2	1	0,3	NE					NE	NE	NE	NE	NE	NE	NE			NE	NE	NE	NE			
Ear and labyrinth disorders		Asia Pacific (Inc. Australia)	69	10,9	1	1,4	68	10,9	1	0,0		Quasi-complete separation of data points detected.				WARNING: The relative Hessian convergence criterion of 11.992173254 is greater than the limit of 0.0001. The convergence is questionable.			NE	Algorithm converged.	NE	NE	0,3208		NE	Algorithm converged.	NE	NE	
Ear and labyrinth disorders	Sudden hearing loss	Europe	219	34,7	0	0,0	218	34,9	0	0,0	NE					NE	NE	NE	NE	NE	NE	NE			NE	NE	NE	NE			
Ear and labyrinth disorders	Sudden hearing loss	America	344	54,4	0	0,0	339	54,2	0	0,0	NE					NE	NE	NE	NE	NE	NE	NE			NE	NE	NE	NE			
Ear and labyrinth disorders	Sudden hearing loss	Asia Pacific (Inc. Australia)	69	10,9	1	1,4	68	10,9	1	0,0		Quasi-complete separation of data points detected.				WARNING: The relative Hessian convergence criterion of 11.992173254 is greater than the limit of 0.0001. The convergence is questionable.			NE	Algorithm converged.	NE	NE	0,3208		NE	Algorithm converged.	NE	NE	
Ear and labyrinth disorders	Vestibular disorder	Europe	219	34,7	1	0,5	218	34,9	1	0,5		Quasi-complete separation of data points detected.				WARNING: Negative of Hessian not positive definite.			NE	Algorithm converged.	NE	NE	0,3184	NE	NE	Algorithm converged.	NE	NE	
Ear and labyrinth disorders	Vestibular disorder	America	344	54,4	1	0,3	339	54,2	1	0,3	NE					NE	NE	NE	NE	NE	NE	NE			NE	NE	NE	NE			
Ear and labyrinth disorders	Vestibular disorder	Asia Pacific (Inc. Australia)	69	10,9	1	1,4	68	10,9	1	0,0	NE					NE	NE	NE	NE	NE	NE	NE			NE	NE	NE	NE			
Endocrine disorders		Europe	219	34,7	1	0,5	218	34,9	1	0,5		Quasi-complete separation of data points detected.				ERROR: Error in computing the link function, its derivatives, or the variance function.			0,00	Algorithm converged.	0,00	NE	0,3182	NE	>999,99	Algorithm converged.	0,00	NE	
Endocrine disorders		America	344	54,4	1	0,3	339	54,2	1	0,3	NE					NE	NE	NE	NE	NE	NE	NE			NE	NE	NE	NE			
Endocrine disorders		Asia Pacific (Inc. Australia)	69	10,9	0	0,0	68	10,9	0	0,0	NE					NE	NE	NE	NE	NE	NE	NE			NE	NE	NE	NE			
Endocrine disorders	Hyperplasia adrenal	Europe	219	34,7	1	0,5	218	34,9	1	0,5	NE	Quasi-complete separation of data points detected.				ERROR: Error in computing the link function, its derivatives, or the variance function.			0,00	Algorithm converged.	0,00	NE	0,3182	NE	>999,99	Algorithm converged.	0,00	NE	
Endocrine disorders	Hyperplasia adrenal	America	344	54,4	0	0,0	339	54,2	0	0,0	NE					NE	NE	NE	NE	NE	NE	NE			NE	NE	NE	NE			
Endocrine disorders	Hyperplasia adrenal	Asia Pacific (Inc. Australia)	69	10,9	0	0,0	68	10,9	0	0,0	NE					NE	NE	NE	NE	NE	NE	NE			NE	NE	NE	NE			
Eye disorders		Europe	219	34,7	14	6,4	218	34,9	4	2,8	2,41	Convergence criterion (GCONV=1E-8) satisfied.	0,81	6,40	0,036	Algorithm converged.	-0,003	0,075	2,82	Algorithm converged.	0,41	5,91	0,0690	0,4138	0,43	Algorithm converged.	0,17	1,16	
Eye disorders		America	344	54,4	26	7,6	339	54,2	21	6,2	1,24	Convergence criterion (GCONV=1E-8) satisfied.	0,48	2,23	0,014	Algorithm converged.	-0,024	0,052	1,23	Algorithm converged.	0,79	2,13	0,4819		0,82	Algorithm converged.	0,47	1,43	
Eye disorders		Asia Pacific (Inc. Australia)	69	10,9	5	7,2	68	10,9	4	5,8	0,98	Convergence criterion (GCONV=1E-8) satisfied.	0,27	3,57	-0,003	Algorithm converged.	-0,088	0,086	0,89	Algorithm converged.	0,00	3,25	0,9800		1,01	Algorithm converged.	0,31	3,35	
Eye disorders	Angle closure glaucoma	Europe	219	34,7	1	0,5	218	34,9	1	0,5	NE					NE	NE	NE	NE	NE	NE	NE			NE	NE	NE	NE			
Eye disorders	Angle closure glaucoma	America	344	54,4	1	0,3	339	54,2	1	0,3	0,99	Convergence criterion (GCONV=1E-8) satisfied.	0,06	15,82	0,000	Algorithm converged.	-0,008	0,008	0,99	Algorithm converged.	0,00	15,69	0,9917		1,01	Algorithm converged.	0,06	16,16	
Eye disorders	Angle closure glaucoma	Asia Pacific (Inc. Australia)	69	10,9	0	0,0	68	10,9	0	0,0	NE					NE	NE	NE	NE	NE	NE	NE			NE	NE	NE	NE			
Eye disorders	Cataract	Europe	219	34,7	4	1,8	218	34,9	2	0,9	2,01	Convergence criterion (GCONV=1E-8) satisfied.	0,36	11,09	0,009	Algorithm converged.	-0,013	0,031	1,89	Algorithm converged.	0,37	10,74	0,4147	0,5910	0,50	Algorithm converged.	0,09	3,77	
Eye disorders	Cataract	America	344	54,4	5	1,5	339	54,2	5	2,1	0,70	Convergence criterion (GCONV=1E-8) satisfied.	0,23	2,23	-0,006	Algorithm converged.	-0,026	0,014	0,70	Algorithm converged.	0,23	2,22	0,5434		1,42	Algorithm converged.	0,46	4,43	
Eye disorders	Cataract	Asia Pacific (Inc. Australia)	69	10,9	1	1,4	68	10,9	1	1,5	0,93	Convergence criterion (GCONV=1E-8) satisfied.	0,06	16,08	0,000	Algorithm converged.	-0,040	0,040	0,93	Algorithm converged.	0,00	15,66	0,9917		1,01	Algorithm converged.	0,06	15,96	
Eye disorders	Cataract nuclear	Europe	219	34,7	1	0,5	218	34,9	1	0,5		Quasi-complete separation of data points detected.				ERROR: Error in computing the link function, its derivatives, or the variance function.			0,00	Algorithm converged.	0,00	NE	0,3182	NE	>999,99	Algorithm converged.	0,00	NE	
Eye disorders	Cataract nuclear	America	344	54,4	0	0,0	339	54,2	0	0,0	NE					NE	NE	NE	NE	NE	NE	NE			NE	NE	NE	NE			
Eye disorders	Cataract nuclear	Asia Pacific (Inc. Australia)	69	10,9	0	0,0	68	10,9	0	0,0	NE					NE	NE	NE	NE	NE	NE	NE			NE	NE	NE	NE			
Eye disorders	Cataract subcapsular	Europe	219	34,7	1	0,5	218	34,9	1	0,5	1,00	Convergence criterion (GCONV=1E-8) satisfied.	0,06	16,02	0,000	Algorithm converged.	-0,013	0,013	1,00	Algorithm converged.	0,06	15,81	0,9974		1,01	Algorithm converged.	0,06	15,96	
Eye disorders	Cataract subcapsular	America	344	54,4	1	0,3	339	54,2	1	0,3		Quasi-complete separation of data points detected.				ERROR: The mean parameter is either invalid or at a limit of its range for some observations.			0,00	Algorithm converged.	0,00	NE	0,3138	>999,99	Algorithm converged.	0,00	NE	
Eye disorders	Cataract subcapsular	Asia Pacific (Inc. Australia)	69	10,9	0	0,0	68	10,9	0	0,0	NE					NE	NE	NE	NE	NE	NE	NE			NE	NE	NE	NE			
Eye disorders	Diabetic eye disease	Europe	219	34,7	1	0,5	218	34,9	1	0,5	NE					NE	NE	NE	NE	NE	NE	NE			NE	NE	NE	NE			
Eye disorders	Diabetic eye disease	America	344	54,4	1	0,3	339	54,2	1	0,3		Quasi-complete separation of data points detected.				WARNING: Negative of Hessian not positive definite.			NE	Algorithm converged.	NE	NE	0,3203		NE	Algorithm converged.	NE	NE	
Eye disorders	Diabetic eye disease	Asia Pacific (Inc. Australia)	69	10,9	1	1,4	68	10,9	1	1,5	NE					NE	NE	NE	NE	NE	NE	NE			NE	NE	NE	NE			
Eye disorders	Diabetic retinal oedema	Europe	219	34,7	1	0,5	218	34,9	1	0,5	1,00	Convergence criterion (GCONV=1E-8) satisfied.	0,06	16,02	0,000	Algorithm converged.	-0,013	0,013	1,00	Algorithm converged.	0,06	15,81	0,9974	0,9727	1,01	Algorithm converged.	0,06	15,96	
Eye disorders	Diabetic retinal oedema	America	344	54,4	1	0,3	339	54,2	1	0,3	1,48	Convergence criterion (GCONV=1E-8) satisfied.	0,23	8,93	0,003	Algorithm converged.	-0,010	0,016	1,48	Algorithm converged.	0,23	8,73	0,6657		0,68	Algorithm converged.	0,11	4,02	
Eye disorders	Diabetic retinal oedema	Asia Pacific (Inc. Australia)	69	10,9	1	0,0	68	10,9	1	0,0	NE					NE	NE	NE	NE	NE	NE	NE			NE	NE	NE	NE			
Eye disorders	Diabetic retinopathy	Europe	219	34,7	1	0,5	218	34,9	1	0,5		Quasi-complete separation of data points detected.				WARNING: Negative of Hessian not positive definite.			NE	Algorithm converged.	NE	NE	0,3184	0,9998	NE	Algorithm converged.	NE	NE	
Eye disorders	Diabetic retinopathy	America	344	54,4	2	0,6	339	54,2	3	0,9	0,68	Convergence criterion (GCONV=1E-8) satisfied.	0,11	3,96	-0,003	Algorithm converged.	-0,014	0,010	0,84	Algorithm converged.	0,11	3,93	0,6429		1,52	Algorithm converged.	0,24	9,03	
Eye disorders	Diabetic retinopathy	Asia Pacific (Inc. Australia)	69	10,9	1	1,4	68	10,9	2	2,9	0,49	Convergence criterion (GCONV=1E-8) satisfied.	0,04	5,48	-0,015	Algorithm converged.	-0,064	0,034	0,49	Algorithm converged.	0,00	5,31	0,5522		2,01	Algorithm converged.	0,19	21,84	
Eye disorders	Eye haemorrhage	Europe	219	34,7	0	0,0	218	34,9	0	0,0	NE	Quasi-complete separation of data points detected.				WARNING: Negative of Hessian not positive definite.			NE	Algorithm converged.	NE	NE	0,3184	NE	NE	Algorithm converged.	NE	NE	
Eye disorders	Eye haemorrhage	America	344	54,4	0	0,0	339	54,2	0	0,0	NE					NE	NE	NE	NE	NE	NE	NE			NE	NE	NE	NE			
Eye disorders	Eye haemorrhage	Asia Pacific (Inc. Australia)	69	10,9	0	0,0	68	10,9	0	0,0	NE					NE	NE	NE	NE	NE	NE	NE			NE	NE	NE	NE			
Eye disorders	Glaucoma	Europe	219	34,7	0	0,0	218	34,9	0	0,0	NE	Quasi-complete separation of data points detected.				WARNING: Negative of Hessian not positive definite.			NE	Algorithm converged.	NE	NE	0,3184	NE	NE	Algorithm converged.	NE	NE	
Eye disorders	Glaucoma	America	344	54,4	0	0,0	339	54,2	0	0,0	NE					NE	NE	NE	NE	NE	NE	NE			NE	NE	NE	NE			
Eye disorders	Glaucoma	Asia Pacific (Inc. Australia)	69	10,9	0	0,0	68	10,9	0	0,0	NE					NE	NE	NE	NE	NE	NE	NE			NE	NE	NE	NE			
Eye disorders	Iridocyclitis	Europe	219	34,7	1	0,5	218	34,9	1	0,5		Quasi-complete separation of data points detected.				ERROR: Error in computing the link function, its derivatives, or the variance function.			0,00	Algorithm converged.	0,00	NE	0,3182	NE	>999,99	Algorithm converged.	0,00	NE	
Eye disorders	Iridocyclitis	America	344	54,4	0	0,0	339	54,2	0	0,0	NE					NE	NE	NE	NE	NE	NE	NE			NE	NE	NE	NE			
Eye disorders	Iridocyclitis	Asia Pacific (Inc. Australia)	69	10,9	0	0,0	68	10,9	0	0,0	NE					NE	NE	NE	NE	NE	NE	NE			NE	NE	NE	NE			
Eye disorders	Macular fibrosis	Europe	219	34,7	1	0,5	218	34,9	1	0,5		Quasi-complete separation of data points detected.				ERROR: The mean parameter is either invalid or at a limit of its range for some observations.			NE	Algorithm converged.	NE	NE	0,3178	NE	NE	Algorithm converged.	NE	NE	
Eye disorders	Macular fibrosis	America	344	54,4	1	0,3	339	54,2	1	0,3		Quasi-complete separation of data points detected.				WARNING: Negative of Hessian not positive definite.			NE	Algorithm converged.	NE	NE	0,3209		NE	Algorithm converged.	NE	NE	
Eye disorders	Macular fibrosis	Asia Pacific (Inc. Australia)	69	10,9	1	0,0	68	10,9	2	2,9		Quasi-complete separation of data points detected.				WARNING: The relative Hessian convergence criterion of 7.4388108923 is greater than the limit of 0.0001. The convergence is questionable.			0,00	Algorithm converged.	0,00	NE	0,1528	>999,99	Algorithm converged.	0,00	NE	
Eye disorders	Macular oedema	Europe	219	34,7	1	0,5	218	34,9	1	0,5	NE					NE	NE	NE	NE	NE	NE	NE			NE	NE	NE	NE			
Eye disorders	Macular oedema	America	344	54,4	1	0,3	339	54,2	1	0,3		Quasi-complete separation of data points detected.				WARNING: Negative of Hessian not positive definite.			NE	Algorithm converged.	NE	NE	0,3209		NE	Algorithm converged.	NE	NE	
Eye disorders	Macular oedema	Asia Pacific (Inc. Australia)	69	10,9	0	0,0	68	10,9	0	0,0	NE					NE	NE	NE	NE	NE	NE	NE			NE	NE	NE	NE			
Eye disorders	Ocular hypertension	Europe	219	34,7	1	0,5	218	34,9	1	0,5	NE					NE	NE	NE	NE	NE	NE	NE			NE	NE	NE	NE			
Eye disorders	Ocular hypertension	America	344	54,4	1	0,3	339	54,2	1	0,3		Quasi-complete separation of data points detected.				WARNING: Negative of Hessian not positive definite.			NE	Algorithm converged.	NE	NE	0,3209		NE	Algorithm converged.	NE	NE	
Eye disorders	Ocular hypertension	Asia Pacific (Inc. Australia)	69	10,9	0	0,0	68	10,9	0	0,0	NE					NE	NE	NE	NE	NE	NE	NE			NE	NE	NE	NE			
Eye disorders	Ocular ischaemic syndrome	Europe	219	34,	1	0,5	218	34,9	1	0,5		Quasi-complete separation of data points detected.				WARNING: Negative of Hessian not positive definite.			NE	Algorithm converged.	NE	NE	0,3184	NE	NE	Algorithm converged.	NE	NE	
Eye disorders	Ocular ischaemic syndrome	America	344	54,4	0	0,0	339	54,2	0	0,0	NE					NE	NE	NE	NE	NE	NE	NE			NE	NE	NE	NE			
Eye disorders	Ocular ischaemic syndrome	Asia Pacific (Inc. Australia)	69	10,9	0	0,0	68	10,9	0	0,0	NE					NE	NE	NE	NE	NE	NE	NE			NE	NE	NE	NE			
Eye disorders	Open angle glaucoma	Europe	219	34,7	0	0,0	218	34,9	0	0,0	NE	Quasi-complete separation of data points detected.				WARNING: Negative of Hessian not positive definite.			NE	Algorithm converged.	NE	NE	0,3184	NE	NE	Algorithm converged.	NE	NE	
Eye disorders	Open angle glaucoma	America	344	54,4	0	0,0	339	54,2	0	0,0	NE					NE	NE	NE	NE	NE	NE	NE			NE	NE	NE	NE			
Eye disorders	Open angle glaucoma	Asia Pacific (Inc. Australia)	69	10,9	0	0,0	68	10,9	0	0,0	NE					NE	NE	NE	NE	NE	NE	NE			NE	NE	NE	NE			
Eye disorders	Optic ischaemic neuropathy	Europe	219	34,7	0	0,0	218	34,9	0	0,0	NE					NE	NE	NE	NE	NE	NE	NE			NE	NE	NE	NE			
Eye disorders	Optic ischaemic neuropathy	America	344	54,4	0	0,0	339	54,2	1	0,3		Quasi-complete separation of data points detected.				ERROR: The mean parameter is either invalid or at a limit of its range for some observations.			0,00	Algorithm converged.	0,00	NE	0,3138	>999,99	Algorithm converged.	0,00	NE	
Eye disorders	Optic ischaemic neuropathy	Asia Pacific (Inc. Australia)	69	10,9	0	0,0	68	10,9	0	0,0	NE					NE	NE	NE	NE	NE	NE	NE			NE	NE	NE	NE			
Eye disorders	Posterior capsule opacification	Europe	219	34,	0	0,0	218	34,9	0	0,0	NE					NE	NE	NE	NE	NE	NE	NE			NE	NE	NE	NE			
Eye disorders	Posterior capsule opacification	America	344	54,4	1	0,3	339	54,2	1	0,3		Quasi-complete separation of data points detected.				WARNING: Negative of Hessian not positive definite.			NE	Algorithm converged.	NE	NE	0,3209		NE	Algorithm converged.	NE	NE	
Eye disorders	Posterior capsule opacification	Asia Pacific (Inc. Australia)	69	10,9	1	1,5	68	10,9	0	0,0	NE					NE	NE	NE	NE	NE	NE	NE			NE	NE	NE	NE			
Eye disorders	Retinal artery occlusion	Europe	219	34,7	0	0,0	218	34,9	1	0,5		Quasi-complete separation of data points detected.				ERROR: Error in computing the link function, its derivatives, or the variance function.			0,00	Algorithm converged.	0,00	NE	0,3182	NE	>999,99	Algorithm converged.	0,00	NE	
Eye disorders	Retinal artery occlusion	America	344	54,4	1	0,3	339	54,2	2	0,6	0,49	Convergence criterion (GCONV=1E-8) satisfied.	0,04	5,44	-0,003	Algorithm converged.	-0,013	0,007	0,49	Algorithm converged.	0,04	5,41	0,5546		2,03	Algorithm converged.	0,18	22,28	
Eye disorders	Retinal artery occlusion	Asia Pacific (Inc. Australia)	69	10,9	0	0,0	68	10,9	0	0,0	NE					NE	NE	NE	NE	NE	NE	NE			NE	NE	NE	NE			
Eye disorders	Retinal degeneration	Europe	219	34,7	0	0,0	218	34,9	0	0,0	NE					NE	NE	NE	NE	NE	NE	NE			NE	NE	NE	NE			
Eye disorders	Retinal degeneration	America	344	54,4	1	0,3	339	54,2	1	0,3		Quasi-complete separation of data points detected.				WARNING: Negative of Hessian not positive definite.			NE	Algorithm converged.	NE	NE	0,3209		NE	Algorithm converged.	NE	NE	
Eye disorders	Retinal degeneration	Asia Pacific (Inc. Australia)	69	10,9	0	0,0	68	10,9	0	0,0	NE					NE	NE	NE	NE	NE	NE	NE			NE	NE	NE	NE			
Eye disorders	Retinal haemorrhage	Europe	219	34,7	0	0,0	218	34,9	0	0,0	NE					NE	NE	NE	NE	NE	NE	NE			NE	NE	NE	NE			
Eye disorders	Retinal haemorrhage	America	344	54,4	2	0,6	339	54,2	1	0,3		Quasi-complete separation of data points detected.				WARNING: Negative of Hessian not positive definite.			NE	Algorithm converged.	NE	NE	0,1600		NE	Algorithm converged.	NE	NE	
Eye disorders	Retinal haemorrhage	Asia Pacific (Inc. Australia)	69	10,9	0	0,0	68	10,9	0	0,0	NE					NE	NE	NE	NE	NE	NE	NE			NE	NE	NE	NE			
Eye disorders	Retinal neovascularisation	Europe	219	34,7	0	0,0	218	34,9	0	0,0	NE					NE	NE	NE	NE	NE	NE	NE			NE	NE	NE	NE			
Eye disorders	Retinal neovascularisation	America	344	54,4	1	0,3	339	54,2	1	0,3		Quasi-complete separation of data points detected.				ERROR: The mean parameter is either invalid or at a limit of its range for some observations.			0,00	Algorithm converged.	0,00	NE	0,3138	>999,99	Algorithm converged.	0,00	NE	
Eye disorders	Retinal neovascularisation	Asia Pacific (Inc. Australia)	69	10,9	0	0,0	68	10,9	0	0,0	NE					NE	NE	NE	NE	NE	NE	NE			NE	NE	NE	NE			
Eye disorders	Retinal tear	Europe	219	34,7	0	0,0	218	34,9	0	0,0	NE					NE	NE	NE	NE	NE	NE	NE			NE	NE	NE	NE			
Eye disorders	Retinal tear	America	344	54,4	2	0,6	339	54,2	1	0,3		Quasi-complete separation of data points detected.				WARNING: Negative of Hessian not positive definite.			NE	Algorithm converged.	NE	NE	0,1600		NE	Algorithm converged.	NE	NE	
Eye disorders	Retinal tear	Asia Pacific (Inc. Australia)	69	10,9	1	1,4	68	10,9	1	0,0		Quasi-complete separation of data points detected.				WARNING: The relative Hessian convergence criterion of 11.992173265 is greater than the limit of 0.0001. The convergence is questionable.			NE	Algorithm converged.	NE	NE	0,3208		NE	Algorithm converged.	NE	NE	
Eye disorders	Retinal vein occlusion	Europe	219	34,7	1	0,5	218	34,9	1	0,5		Quasi-complete separation of data points detected.				WARNING: Negative of Hessian not positive definite.			NE	Algorithm converged.	NE	NE	0,3184	NE	NE	Algorithm converged.	NE	NE	
Eye disorders	Retinal vein occlusion	America	344	54,4	1	0,3	339	54,2	1	0,3		Quasi-complete separation of data points detected.				WARNING: Negative of Hessian not positive definite.			NE	Algorithm converged.	NE	NE	0,1600		NE	Algorithm converged.	NE	NE	
Eye disorders	Retinal vein occlusion	Asia Pacific (Inc. Australia)	69	10,9	0	0,0	68	10,9	0	0,0	NE					NE	NE	NE	NE	NE	NE	NE			NE	NE	NE	NE			
Eye disorders	Uveitic glaucoma	Europe	219	34,7	0	0,0	218	34,9	0	0,0	NE					NE	NE	NE	NE	NE	NE	NE			NE	NE	NE	NE			
Eye disorders	Uveitic glaucoma	America	344	54,4	1	0,3	339	54,2	1	0,3		Quasi-complete separation of data points detected.				WARNING: Negative of Hessian not positive definite.			NE	Algorithm converged.	NE	NE	0,3209		NE	Algorithm converged.	NE	NE	
Eye disorders	Uveitic glaucoma	Asia Pacific (Inc. Australia)	69	10,9	0	0,0	68	10,9	0	0,0	NE					NE	NE	NE	NE	NE	NE	NE			NE	NE	NE	NE			
Eye disorders	Uveitis	Europe	219	34,7	1	0,5	218	34,9	1	0,5		Quasi-complete separation of data points detected.				WARNING: Negative of Hessian not positive definite.			NE	Algorithm converged.	NE	NE	0,3184	NE	NE	Algorithm converged.	NE	NE	
Eye disorders	Uveitis	America	344	54,4	1	0,3	339	54,2	1	0,3		Quasi-complete separation of data points detected.				WARNING: Negative of Hessian not positive definite.			NE	Algorithm converged.	NE	NE	0,1600		NE	Algorithm converged.	NE	NE	
Eye disorders	Uveitis	Asia Pacific (Inc. Australia)	69	10,9	1	1,4	68	10,9	0	0,0		Quasi-complete separation of data points detected.				WARNING: The relative Hessian convergence criterion of 11.992173254 is greater than the limit of 0.0001. The convergence is questionable.			NE	Algorithm converged.	NE	NE	0,3208		NE	Algorithm converged.	NE	NE	
Eye disorders	Visual acuity reduced	Europe	219	34,7	0	0,0	218	34,9	1	0,5		Quasi-complete separation of data points detected.				ERROR: Error in computing the link function, its derivatives, or the variance function.			0,00	Algorithm converged.	0,00	NE	0,3182	NE	>999,99	Algorithm converged.	0,00	NE	
Eye disorders	Visual acuity reduced	America	344	54,4	0	0,0	339	54,2	0	0,0	NE					NE	NE	NE	NE	NE	NE	NE			NE	NE	NE	NE			
Eye disorders	Visual acuity reduced	Asia Pacific (Inc. Australia)	69	10,9	0	0,0	68	10,9	0	0,0	NE					NE	NE	NE	NE	NE	NE	NE			NE	NE	NE	NE			
Eye disorders	Visual impairment	Europe	219	34,7	0	0,0	218	34,9	0	0,0	NE					NE	NE	NE	NE	NE	NE	NE			NE	NE	NE	NE			
Eye disorders	Visual impairment	America	344	54,4	0	0,0	339	54,2	0	0,0	NE					NE	NE	NE	NE	NE	NE	NE			NE	NE	NE	NE			
Eye disorders	Visual impairment	Asia Pacific (Inc. Australia)	69	10,9	0	0,0	68	10,9	0	0,0	NE					NE	NE	NE	NE	NE	NE	NE			NE	NE	NE	NE			
Eye disorders	Vitreous haemorrhage	Europe	219	34,7	0	0,0	218	34,9	0	0,0	NE					NE	NE	NE	NE	NE	NE	NE			NE	NE	NE	NE			
Eye disor

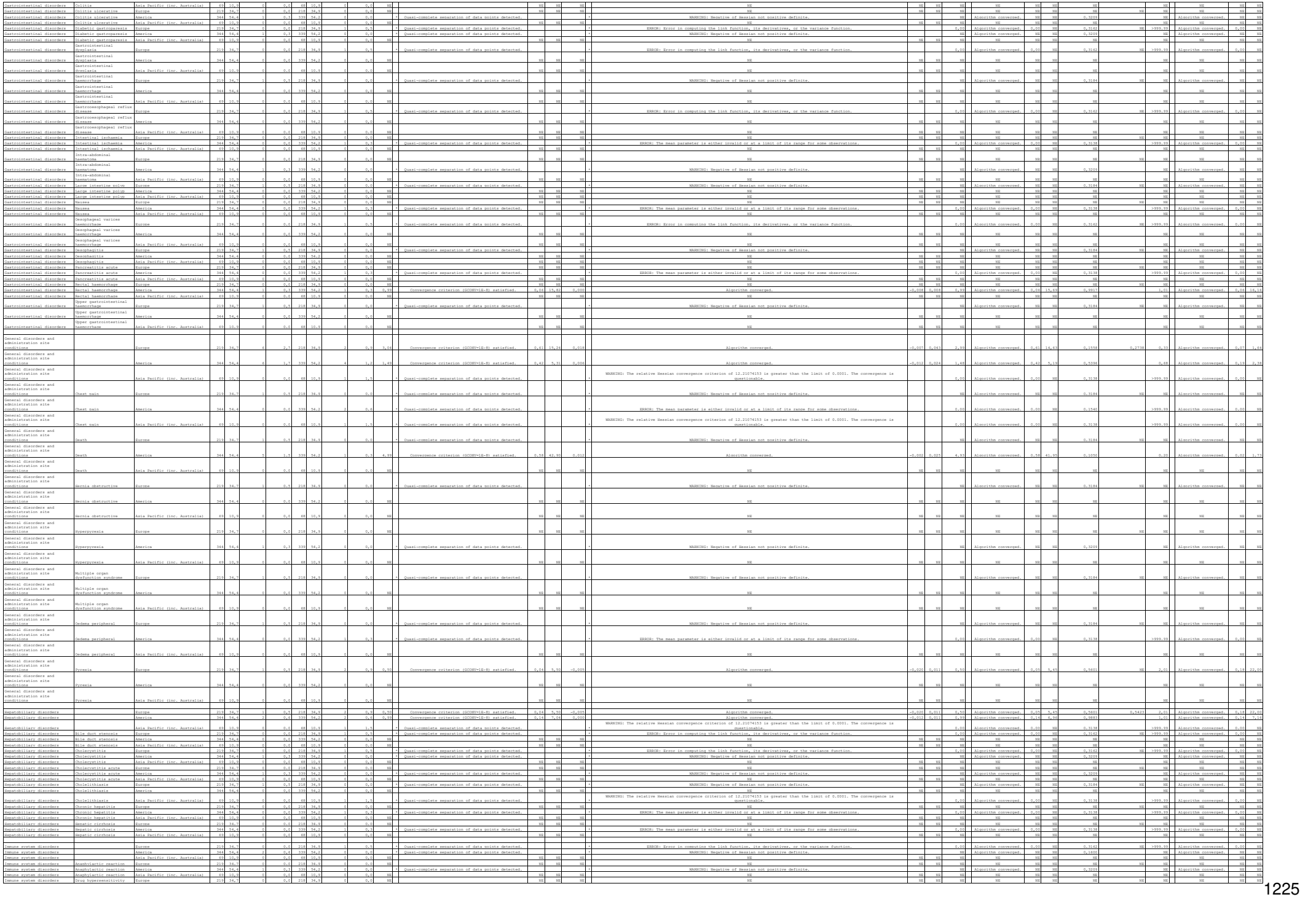

| | | |

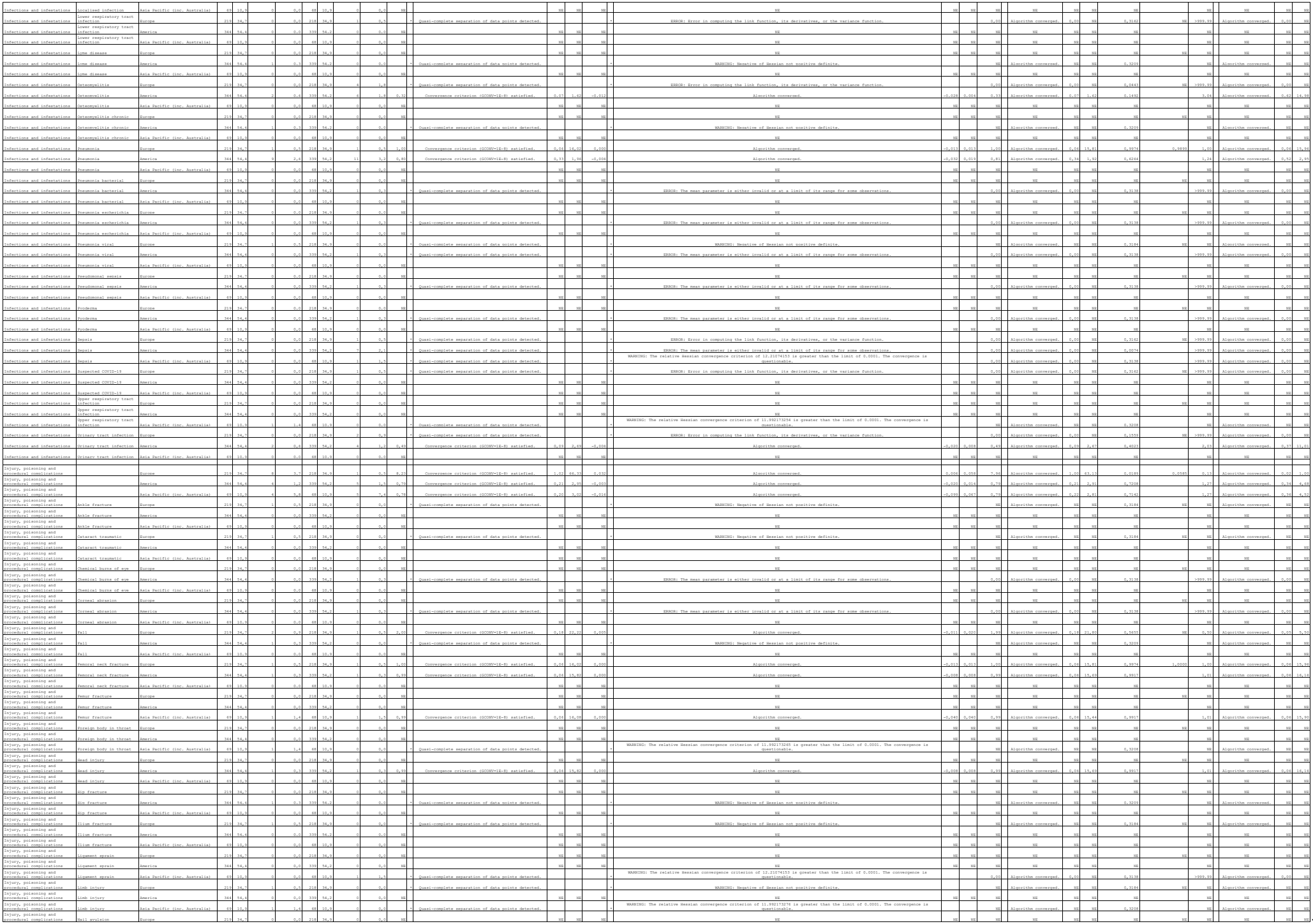

| | | |

| | | |

| | | |

| | | |

| | | |

POPULATION: Safety-Evaluable Population B vs. C
ENDPOINT: AEs leading to Study Treatment Discontinuation through Week 56
MODEL: Unstratified analysis
STUDY: GR40349 & GR40398
Dichotomous Analysis by Subgroups (Safety)

All

			Faricimab (PTI) (N=632)				Aflibercept (N=625)			
			Patients		Patients with Event		Patients		Patients with Event	
MedDRA System Organ Class	MedDRA Preferred Term	Level	n	%	n	%	n	%	n	%
Cardiac disorders		n/a	632	100,0	1	0,2	625	100,0	0	0,0
Cardiac disorders	Myocardial infarction	n/a	632	100,0	1	0,2	625	100,0	0	0,0
Eye disorders		n/a	632	100,0	5	0,8	625	100,0	1	0,2
Eye disorders	Corneal infiltrates	n/a	632	100,0	1	0,2	625	100,0	0	0,0
Eye disorders	Diabetic eye disease	n/a	632	100,0	1	0,2	625	100,0	0	0,0
Eye disorders	Open angle glaucoma	n/a	632	100,0	1	0,2	625	100,0	0	0,0
Eye disorders	Retinal artery occlusion	n/a	632	100,0	0	0,0	625	100,0	1	0,2
Eye disorders	Uveitis	n/a	632	100,0	2	0,3	625	100,0	0	0,0
Immune system disorders		n/a	632	100,0	1	0,2	625	100,0	1	0,2
Immune system disorders	Allergy to chemicals	n/a	632	100,0	1	0,2	625	100,0	0	0,0
Immune system disorders	Contrast media allergy	n/a	632	100,0	0	0,0	625	100,0	1	0,2
Infections and infestations		n/a	632	100,0	2	0,3	625	100,0	1	0,2
Infections and infestations	Endophthalmitis	n/a	632	100,0	2	0,3	625	100,0	1	0,2
Neoplasms benign, malignant and unspecified (incl cysts and polyps)		n/a	632	100,0	3	0,5	625	100,0	1	0,2
Neoplasms benign, malignant and unspecified (incl cysts and polyps)	Adenocarcinoma	n/a	632	100,0	0	0,0	625	100,0	1	0,2
Neoplasms benign, malignant and unspecified (incl cysts and polyps)	Colon cancer	n/a	632	100,0	1	0,2	625	100,0	0	0,0
Neoplasms benign, malignant and unspecified (incl cysts and polyps)	Neoplasm	n/a	632	100,0	1	0,2	625	100,0	0	0,0
Neoplasms benign, malignant and unspecified (incl cysts and polyps)	Plasma cell myeloma	n/a	632	100,0	1	0,2	625	100,0	0	0,0
Nervous system disorders		n/a	632	100,0	0	0,0	625	100,0	2	0,3
Nervous system disorders	Dementia Alzheimer's type	n/a	632	100,0	0	0,0	625	100,0	1	0,2
Nervous system disorders	Spinal cord compression	n/a	632	100,0	0	0,0	625	100,0	1	0,2

Includes AEs with onset up to Day 405 (last day of Week 56 analysis visit window).
Clinical cut-off: YOSEMITE 01NOV2021 and RHINE 28OCT2021

Program: root/global/globalshare/morse_macros/current/prod/program/t_ae_soc_descriptive.sas
Output: root/clinical_studies/RO6867461/CDT70122/share/ACE_pool_DME_CSR_Final/prod/output_saf_bc/t_ae_soc_descriptive_sg_WDSTAE_AEW56_SEBC_OCTNOV2021_DME.xls
11AUG2022 22:37

POPULATION: Safety-Evaluable Population B vs. C
ENDPOINT: AEs leading to Study Treatment Discontinuation through Week 56
MODEL: Unstratified analysis
STUDY: GR40349 & GR40398
Dichotomous Analysis by Subgroups (Safety)

Study

			Faricimab (PTI) (N=632)				Aflibercept (N=625)			
			Patients		Patients with Event		Patients		Patients with Event	
MedDRA System Organ Class	MedDRA Preferred Term	Level	n	%	n	%	n	%	n	%
Cardiac disorders		Rhine	319	50,5	0	0,0	314	50,2	0	0,0
Cardiac disorders		Yosemite	313	49,5	1	0,3	311	49,8	0	0,0
Cardiac disorders	Myocardial infarction	Rhine	319	50,5	0	0,0	314	50,2	0	0,0
Cardiac disorders	Myocardial infarction	Yosemite	313	49,5	1	0,3	311	49,8	0	0,0
Eye disorders		Rhine	319	50,5	3	0,9	314	50,2	0	0,0
Eye disorders		Yosemite	313	49,5	2	0,6	311	49,8	1	0,3
Eye disorders	Corneal infiltrates	Rhine	319	50,5	1	0,3	314	50,2	0	0,0
Eye disorders	Corneal infiltrates	Yosemite	313	49,5	0	0,0	311	49,8	0	0,0
Eye disorders	Diabetic eye disease	Rhine	319	50,5	1	0,3	314	50,2	0	0,0
Eye disorders	Diabetic eye disease	Yosemite	313	49,5	0	0,0	311	49,8	0	0,0
Eye disorders	Open angle glaucoma	Rhine	319	50,5	1	0,3	314	50,2	0	0,0
Eye disorders	Open angle glaucoma	Yosemite	313	49,5	0	0,0	311	49,8	0	0,0
Eye disorders	Retinal artery occlusion	Rhine	319	50,5	0	0,0	314	50,2	0	0,0
Eye disorders	Retinal artery occlusion	Yosemite	313	49,5	0	0,0	311	49,8	1	0,3
Eye disorders	Uveitis	Rhine	319	50,5	0	0,0	314	50,2	0	0,0
Eye disorders	Uveitis	Yosemite	313	49,5	2	0,6	311	49,8	0	0,0
Immune system disorders		Rhine	319	50,5	0	0,0	314	50,2	0	0,0
Immune system disorders		Yosemite	313	49,5	1	0,3	311	49,8	1	0,3
Immune system disorders	Allergy to chemicals	Rhine	319	50,5	0	0,0	314	50,2	0	0,0
Immune system disorders	Allergy to chemicals	Yosemite	313	49,5	1	0,3	311	49,8	0	0,0
Immune system disorders	Contrast media allergy	Rhine	319	50,5	0	0,0	314	50,2	0	0,0
Immune system disorders	Contrast media allergy	Yosemite	313	49,5	0	0,0	311	49,8	1	0,3
Infections and infestations		Rhine	319	50,5	0	0,0	314	50,2	1	0,3
Infections and infestations		Yosemite	313	49,5	2	0,6	311	49,8	0	0,0
Infections and infestations	Endophthalmitis	Rhine	319	50,5	0	0,0	314	50,2	1	0,3
Infections and infestations	Endophthalmitis	Yosemite	313	49,5	2	0,6	311	49,8	0	0,0
Neoplasms benign, malignant and unspecified (incl cysts and polyps)		Rhine	319	50,5	1	0,3	314	50,2	1	0,3
Neoplasms benign, malignant and unspecified (incl cysts and polyps)		Yosemite	313	49,5	2	0,6	311	49,8	0	0,0
Neoplasms benign, malignant and unspecified (incl cysts and polyps)	Adenocarcinoma	Rhine	319	50,5	0	0,0	314	50,2	1	0,3
Neoplasms benign, malignant and unspecified (incl cysts and polyps)	Adenocarcinoma	Yosemite	313	49,5	0	0,0	311	49,8	0	0,0
Neoplasms benign, malignant and unspecified (incl cysts and polyps)	Colon cancer	Rhine	319	50,5	1	0,3	314	50,2	0	0,0
Neoplasms benign, malignant and unspecified (incl cysts and polyps)	Colon cancer	Yosemite	313	49,5	0	0,0	311	49,8	0	0,0
Neoplasms benign, malignant and unspecified (incl cysts and polyps)	Neoplasm	Rhine	319	50,5	0	0,0	314	50,2	0	0,0
Neoplasms benign, malignant and unspecified (incl cysts and polyps)	Neoplasm	Yosemite	313	49,5	1	0,3	311	49,8	0	0,0
Neoplasms benign, malignant and unspecified (incl cysts and polyps)	Plasma cell myeloma	Rhine	319	50,5	0	0,0	314	50,2	0	0,0
Neoplasms benign, malignant and unspecified (incl cysts and polyps)	Plasma cell myeloma	Yosemite	313	49,5	1	0,3	311	49,8	0	0,0
Nervous system disorders		Rhine	319	50,5	0	0,0	314	50,2	1	0,3
Nervous system disorders		Yosemite	313	49,5	0	0,0	311	49,8	1	0,3
Nervous system disorders	Dementia Alzheimer's type	Rhine	319	50,5	0	0,0	314	50,2	0	0,0
Nervous system disorders	Dementia Alzheimer's type	Yosemite	313	49,5	0	0,0	311	49,8	1	0,3
Nervous system disorders	Spinal cord compression	Rhine	319	50,5	0	0,0	314	50,2	1	0,3
Nervous system disorders	Spinal cord compression	Yosemite	313	49,5	0	0,0	311	49,8	0	0,0

Includes AEs with onset up to Day 405 (last day of Week 56 analysis visit window).
Clinical cut-off: YOSEMITE 01NOV2021 and RHINE 28OCT2021

Program: root/global/globalshare/morse_macros/current/prod/program/t_ae_soc_descriptive.sas
Output: root/clinical_studies/RO6867461/CDT70122/share/ACE_pool_DME_CSR_Final/prod/output_saf_bc/t_ae_soc_descriptive_sg_WDSTAE_AEW56_SEBC_OCTNOV2021_DME.xls
11AUG2022 22:37

POPULATION: Safety-Evaluable Population B vs. C
ENDPOINT: AEs leading to Study Treatment Discontinuation through Week 56
MODEL: Unstratified analysis
STUDY: GR40349 & GR40398
Dichotomous Analysis by Subgroups (Safety)

Sex

			Faricimab (PTI) (N=632)				Aflibercept (N=625)			
			Patients		Patients with Event		Patients		Patients with Event	
MedDRA System Organ Class	MedDRA Preferred Term	Level	n	%	n	%	n	%	n	%
Cardiac disorders		Male	396	62,7	0	0,0	363	58,1	0	0,0
Cardiac disorders		Female	236	37,3	1	0,4	262	41,9	0	0,0
Cardiac disorders	Myocardial infarction	Male	396	62,7	0	0,0	363	58,1	0	0,0
Cardiac disorders	Myocardial infarction	Female	236	37,3	1	0,4	262	41,9	0	0,0
Eye disorders		Male	396	62,7	2	0,5	363	58,1	1	0,3
Eye disorders		Female	236	37,3	3	1,3	262	41,9	0	0,0
Eye disorders	Corneal infiltrates	Male	396	62,7	0	0,0	363	58,1	0	0,0
Eye disorders	Corneal infiltrates	Female	236	37,3	1	0,4	262	41,9	0	0,0
Eye disorders	Diabetic eye disease	Male	396	62,7	1	0,3	363	58,1	0	0,0
Eye disorders	Diabetic eye disease	Female	236	37,3	0	0,0	262	41,9	0	0,0
Eye disorders	Open angle glaucoma	Male	396	62,7	1	0,3	363	58,1	0	0,0
Eye disorders	Open angle glaucoma	Female	236	37,3	0	0,0	262	41,9	0	0,0
Eye disorders	Retinal artery occlusion	Male	396	62,7	0	0,0	363	58,1	1	0,3
Eye disorders	Retinal artery occlusion	Female	236	37,3	0	0,0	262	41,9	0	0,0
Eye disorders	Uveitis	Male	396	62,7	0	0,0	363	58,1	0	0,0
Eye disorders	Uveitis	Female	236	37,3	2	0,8	262	41,9	0	0,0
Immune system disorders		Male	396	62,7	1	0,3	363	58,1	0	0,0
Immune system disorders		Female	236	37,3	0	0,0	262	41,9	1	0,4
Immune system disorders	Allergy to chemicals	Male	396	62,7	1	0,3	363	58,1	0	0,0
Immune system disorders	Allergy to chemicals	Female	236	37,3	0	0,0	262	41,9	0	0,0
Immune system disorders	Contrast media allergy	Male	396	62,7	0	0,0	363	58,1	0	0,0
Immune system disorders	Contrast media allergy	Female	236	37,3	0	0,0	262	41,9	1	0,4
Infections and infestations		Male	396	62,7	1	0,3	363	58,1	1	0,3
Infections and infestations		Female	236	37,3	1	0,4	262	41,9	0	0,0
Infections and infestations	Endophthalmitis	Male	396	62,7	1	0,3	363	58,1	1	0,3
Infections and infestations	Endophthalmitis	Female	236	37,3	1	0,4	262	41,9	0	0,0
Neoplasms benign, malignant and unspecified (incl cysts and polyps)		Male	396	62,7	2	0,5	363	58,1	0	0,0
Neoplasms benign, malignant and unspecified (incl cysts and polyps)		Female	236	37,3	1	0,4	262	41,9	1	0,4
Neoplasms benign, malignant and unspecified (incl cysts and polyps)	Adenocarcinoma	Male	396	62,7	0	0,0	363	58,1	0	0,0
Neoplasms benign, malignant and unspecified (incl cysts and polyps)	Adenocarcinoma	Female	236	37,3	0	0,0	262	41,9	1	0,4
Neoplasms benign, malignant and unspecified (incl cysts and polyps)	Colon cancer	Male	396	62,7	0	0,0	363	58,1	0	0,0
Neoplasms benign, malignant and unspecified (incl cysts and polyps)	Colon cancer	Female	236	37,3	1	0,4	262	41,9	0	0,0
Neoplasms benign, malignant and unspecified (incl cysts and polyps)	Neoplasm	Male	396	62,7	1	0,3	363	58,1	0	0,0
Neoplasms benign, malignant and unspecified (incl cysts and polyps)	Neoplasm	Female	236	37,3	0	0,0	262	41,9	0	0,0
Neoplasms benign, malignant and unspecified (incl cysts and polyps)	Plasma cell myeloma	Male	396	62,7	1	0,3	363	58,1	0	0,0
Neoplasms benign, malignant and unspecified (incl cysts and polyps)	Plasma cell myeloma	Female	236	37,3	0	0,0	262	41,9	0	0,0
Nervous system disorders		Male	396	62,7	0	0,0	363	58,1	2	0,6
Nervous system disorders		Female	236	37,3	0	0,0	262	41,9	0	0,0
Nervous system disorders	Dementia Alzheimer's type	Male	396	62,7	0	0,0	363	58,1	1	0,3
Nervous system disorders	Dementia Alzheimer's type	Female	236	37,3	0	0,0	262	41,9	0	0,0
Nervous system disorders	Spinal cord compression	Male	396	62,7	0	0,0	363	58,1	1	0,3
Nervous system disorders	Spinal cord compression	Female	236	37,3	0	0,0	262	41,9	0	0,0

Includes AEs with onset up to Day 405 (last day of Week 56 analysis visit window).
Clinical cut-off: YOSEMITE 01NOV2021 and RHINE 28OCT2021

Program: root/global/globalshare/morse_macros/current/prod/program/t_ae_soc_descriptive.sas
Output: root/clinical_studies/RO6867461/CDT70122/share/ACE_pool_DME_CSR_Final/prod/output_saf_bc/t_ae_soc_descriptive_sg_WDSTAE_AEW56_SEBC_OCTNOV2021_DME.xls
11AUG2022 22:37

POPULATION: Safety-Evaluable Population B vs. C
ENDPOINT: AEs leading to Study Treatment Discontinuation through Week 56
MODEL: Unstratified analysis
STUDY: GR40349 & GR40398
Dichotomous Analysis by Subgroups (Safety)

Age

			Faricimab (PTI) (N=632)				Aflibercept (N=625)			
			Patients		Patients with Event		Patients		Patients with Event	
MedDRA System Organ Class	MedDRA Preferred Term	Level	n	%	n	%	n	%	n	%
Cardiac disorders		< 65 years	352	55,7	0	0,0	362	57,9	0	0,0
Cardiac disorders		>= 65 years	280	44,3	1	0,4	263	42,1	0	0,0
Cardiac disorders	Myocardial infarction	< 65 years	352	55,7	0	0,0	362	57,9	0	0,0
Cardiac disorders	Myocardial infarction	>= 65 years	280	44,3	1	0,4	263	42,1	0	0,0
Eye disorders		< 65 years	352	55,7	2	0,6	362	57,9	1	0,3
Eye disorders		>= 65 years	280	44,3	3	1,1	263	42,1	0	0,0
Eye disorders	Corneal infiltrates	< 65 years	352	55,7	1	0,3	362	57,9	0	0,0
Eye disorders	Corneal infiltrates	>= 65 years	280	44,3	0	0,0	263	42,1	0	0,0
Eye disorders	Diabetic eye disease	< 65 years	352	55,7	0	0,0	362	57,9	0	0,0
Eye disorders	Diabetic eye disease	>= 65 years	280	44,3	1	0,4	263	42,1	0	0,0
Eye disorders	Open angle glaucoma	< 65 years	352	55,7	0	0,0	362	57,9	0	0,0
Eye disorders	Open angle glaucoma	>= 65 years	280	44,3	1	0,4	263	42,1	0	0,0
Eye disorders	Retinal artery occlusion	< 65 years	352	55,7	0	0,0	362	57,9	1	0,3
Eye disorders	Retinal artery occlusion	>= 65 years	280	44,3	0	0,0	263	42,1	0	0,0
Eye disorders	Uveitis	< 65 years	352	55,7	1	0,3	362	57,9	0	0,0
Eye disorders	Uveitis	>= 65 years	280	44,3	1	0,4	263	42,1	0	0,0
Immune system disorders		< 65 years	352	55,7	0	0,0	362	57,9	0	0,0
Immune system disorders		>= 65 years	280	44,3	1	0,4	263	42,1	1	0,4
Immune system disorders	Allergy to chemicals	< 65 years	352	55,7	0	0,0	362	57,9	0	0,0
Immune system disorders	Allergy to chemicals	>= 65 years	280	44,3	1	0,4	263	42,1	0	0,0
Immune system disorders	Contrast media allergy	< 65 years	352	55,7	0	0,0	362	57,9	0	0,0
Immune system disorders	Contrast media allergy	>= 65 years	280	44,3	0	0,0	263	42,1	1	0,4
Infections and infestations		< 65 years	352	55,7	2	0,6	362	57,9	1	0,3
Infections and infestations		>= 65 years	280	44,3	0	0,0	263	42,1	0	0,0
Infections and infestations	Endophthalmitis	< 65 years	352	55,7	2	0,6	362	57,9	1	0,3
Infections and infestations	Endophthalmitis	>= 65 years	280	44,3	0	0,0	263	42,1	0	0,0
Neoplasms benign, malignant and unspecified (incl cysts and polyps)		< 65 years	352	55,7	1	0,3	362	57,9	0	0,0
Neoplasms benign, malignant and unspecified (incl cysts and polyps)		>= 65 years	280	44,3	2	0,7	263	42,1	1	0,4
Neoplasms benign, malignant and unspecified (incl cysts and polyps)	Adenocarcinoma	< 65 years	352	55,7	0	0,0	362	57,9	0	0,0
Neoplasms benign, malignant and unspecified (incl cysts and polyps)	Adenocarcinoma	>= 65 years	280	44,3	0	0,0	263	42,1	1	0,4
Neoplasms benign, malignant and unspecified (incl cysts and polyps)	Colon cancer	< 65 years	352	55,7	0	0,0	362	57,9	0	0,0
Neoplasms benign, malignant and unspecified (incl cysts and polyps)	Colon cancer	>= 65 years	280	44,3	1	0,4	263	42,1	0	0,0
Neoplasms benign, malignant and unspecified (incl cysts and polyps)	Neoplasm	< 65 years	352	55,7	0	0,0	362	57,9	0	0,0
Neoplasms benign, malignant and unspecified (incl cysts and polyps)	Neoplasm	>= 65 years	280	44,3	1	0,4	263	42,1	0	0,0
Neoplasms benign, malignant and unspecified (incl cysts and polyps)	Plasma cell myeloma	< 65 years	352	55,7	1	0,3	362	57,9	0	0,0
Neoplasms benign, malignant and unspecified (incl cysts and polyps)	Plasma cell myeloma	>= 65 years	280	44,3	0	0,0	263	42,1	0	0,0
Nervous system disorders		< 65 years	352	55,7	0	0,0	362	57,9	0	0,0
Nervous system disorders		>= 65 years	280	44,3	0	0,0	263	42,1	2	0,8
Nervous system disorders	Dementia Alzheimer's type	< 65 years	352	55,7	0	0,0	362	57,9	0	0,0
Nervous system disorders	Dementia Alzheimer's type	>= 65 years	280	44,3	0	0,0	263	42,1	1	0,4
Nervous system disorders	Spinal cord compression	< 65 years	352	55,7	0	0,0	362	57,9	0	0,0
Nervous system disorders	Spinal cord compression	>= 65 years	280	44,3	0	0,0	263	42,1	1	0,4

Includes AEs with onset up to Day 405 (last day of Week 56 analysis visit window).
Clinical cut-off: YOSEMITE 01NOV2021 and RHINE 28OCT2021

Program: root/global/globalshare/morse_macros/current/prod/program/t_ae_soc_descriptive.sas
Output: root/clinical_studies/RO6867461/CDT70122/share/ACE_pool_DME_CSR_Final/prod/output_saf_bc/t_ae_soc_descriptive_sg_WDSTAE_AEW56_SEBC_OCTNOV2021_DME.xls
11AUG2022 22:37

POPULATION: Safety-Evaluable Population B vs. C
ENDPOINT: AEs leading to Study Treatment Discontinuation through Week 56
MODEL: Unstratified analysis
STUDY: GR40349 & GR40398
Dichotomous Analysis by Subgroups (Safety)

Baseline BCVA ETDRS letter score

			Faricimab (PTI) (N=632)				Aflibercept (N=625)			
			Patients		Patients with Event		Patients		Patients with Event	
MedDRA System Organ Class	MedDRA Preferred Term	Level	n	%	n	%	n	%	n	%
Cardiac disorders		< 64 letters	281	44,5	0	0,0	284	45,4	0	0,0
Cardiac disorders		>= 64 letters	349	55,2	1	0,3	341	54,6	0	0,0
Cardiac disorders		Missing	2	0,3	0	0,0	0	0,0	0	0,0
Cardiac disorders	Myocardial infarction	< 64 letters	281	44,5	0	0,0	284	45,4	0	0,0
Cardiac disorders	Myocardial infarction	>= 64 letters	349	55,2	1	0,3	341	54,6	0	0,0
Cardiac disorders	Myocardial infarction	Missing	2	0,3	0	0,0	0	0,0	0	0,0
Eye disorders		< 64 letters	281	44,5	3	1,1	284	45,4	0	0,0
Eye disorders		>= 64 letters	349	55,2	2	0,6	341	54,6	1	0,3
Eye disorders		Missing	2	0,3	0	0,0	0	0,0	0	0,0
Eye disorders	Corneal infiltrates	< 64 letters	281	44,5	0	0,0	284	45,4	0	0,0
Eye disorders	Corneal infiltrates	>= 64 letters	349	55,2	1	0,3	341	54,6	0	0,0
Eye disorders	Corneal infiltrates	Missing	2	0,3	0	0,0	0	0,0	0	0,0
Eye disorders	Diabetic eye disease	< 64 letters	281	44,5	0	0,0	284	45,4	0	0,0
Eye disorders	Diabetic eye disease	>= 64 letters	349	55,2	1	0,3	341	54,6	0	0,0
Eye disorders	Diabetic eye disease	Missing	2	0,3	0	0,0	0	0,0	0	0,0
Eye disorders	Open angle glaucoma	< 64 letters	281	44,5	1	0,4	284	45,4	0	0,0
Eye disorders	Open angle glaucoma	>= 64 letters	349	55,2	0	0,0	341	54,6	0	0,0
Eye disorders	Open angle glaucoma	Missing	2	0,3	0	0,0	0	0,0	0	0,0
Eye disorders	Retinal artery occlusion	< 64 letters	281	44,5	0	0,0	284	45,4	0	0,0
Eye disorders	Retinal artery occlusion	>= 64 letters	349	55,2	0	0,0	341	54,6	1	0,3
Eye disorders	Retinal artery occlusion	Missing	2	0,3	0	0,0	0	0,0	0	0,0
Eye disorders	Uveitis	< 64 letters	281	44,5	2	0,7	284	45,4	0	0,0
Eye disorders	Uveitis	>= 64 letters	349	55,2	0	0,0	341	54,6	0	0,0
Eye disorders	Uveitis	Missing	2	0,3	0	0,0	0	0,0	0	0,0
Immune system disorders		< 64 letters	281	44,5	1	0,4	284	45,4	0	0,0
Immune system disorders		>= 64 letters	349	55,2	0	0,0	341	54,6	1	0,3
Immune system disorders		Missing	2	0,3	0	0,0	0	0,0	0	0,0
Immune system disorders	Allergy to chemicals	< 64 letters	281	44,5	1	0,4	284	45,4	0	0,0
Immune system disorders	Allergy to chemicals	>= 64 letters	349	55,2	0	0,0	341	54,6	0	0,0
Immune system disorders	Allergy to chemicals	Missing	2	0,3	0	0,0	0	0,0	0	0,0
Immune system disorders	Contrast media allergy	< 64 letters	281	44,5	0	0,0	284	45,4	0	0,0
Immune system disorders	Contrast media allergy	>= 64 letters	349	55,2	0	0,0	341	54,6	1	0,3
Immune system disorders	Contrast media allergy	Missing	2	0,3	0	0,0	0	0,0	0	0,0
Infections and infestations		< 64 letters	281	44,5	1	0,4	284	45,4	0	0,0
Infections and infestations		>= 64 letters	349	55,2	1	0,3	341	54,6	1	0,3
Infections and infestations		Missing	2	0,3	0	0,0	0	0,0	0	0,0
Infections and infestations	Endophthalmitis	< 64 letters	281	44,5	1	0,4	284	45,4	0	0,0
Infections and infestations	Endophthalmitis	>= 64 letters	349	55,2	1	0,3	341	54,6	1	0,3
Infections and infestations	Endophthalmitis	Missing	2	0,3	0	0,0	0	0,0	0	0,0
Neoplasms benign, malignant and unspecified (incl cysts and polyps)		< 64 letters	281	44,5	3	1,1	284	45,4	0	0,0
Neoplasms benign, malignant and unspecified (incl cysts and polyps)		>= 64 letters	349	55,2	0	0,0	341	54,6	1	0,3
Neoplasms benign, malignant and unspecified (incl cysts and polyps)		Missing	2	0,3	0	0,0	0	0,0	0	0,0
Neoplasms benign, malignant and unspecified (incl cysts and polyps)	Adenocarcinoma	< 64 letters	281	44,5	0	0,0	284	45,4	0	0,0
Neoplasms benign, malignant and unspecified (incl cysts and polyps)	Adenocarcinoma	>= 64 letters	349	55,2	0	0,0	341	54,6	1	0,3
Neoplasms benign, malignant and unspecified (incl cysts and polyps)	Adenocarcinoma	Missing	2	0,3	0	0,0	0	0,0	0	0,0
Neoplasms benign, malignant and unspecified (incl cysts and polyps)	Colon cancer	< 64 letters	281	44,5	1	0,4	284	45,4	0	0,0
Neoplasms benign, malignant and unspecified (incl cysts and polyps)	Colon cancer	>= 64 letters	349	55,2	0	0,0	341	54,6	0	0,0
Neoplasms benign, malignant and unspecified (incl cysts and polyps)	Colon cancer	Missing	2	0,3	0	0,0	0	0,0	0	0,0
Neoplasms benign, malignant and unspecified (incl cysts and polyps)	Neoplasm	< 64 letters	281	44,5	1	0,4	284	45,4	0	0,0
Neoplasms benign, malignant and unspecified (incl cysts and polyps)	Neoplasm	>= 64 letters	349	55,2	0	0,0	341	54,6	0	0,0

Neoplasms benign, malignant and unspecified (incl cysts and polyps)	Neoplasm	Missing	2	0,3	0	0,0	0	0,0	0	0,0
Neoplasms benign, malignant and unspecified (incl cysts and polyps)	Plasma cell myeloma	< 64 letters	281	44,5	1	0,4	284	45,4	0	0,0
Neoplasms benign, malignant and unspecified (incl cysts and polyps)	Plasma cell myeloma	>= 64 letters	349	55,2	0	0,0	341	54,6	0	0,0
Neoplasms benign, malignant and unspecified (incl cysts and polyps)	Plasma cell myeloma	Missing	2	0,3	0	0,0	0	0,0	0	0,0
Nervous system disorders		< 64 letters	281	44,5	0	0,0	284	45,4	0	0,0
Nervous system disorders		>= 64 letters	349	55,2	0	0,0	341	54,6	2	0,6
Nervous system disorders		Missing	2	0,3	0	0,0	0	0,0	0	0,0
Nervous system disorders	Dementia Alzheimer's type	< 64 letters	281	44,5	0	0,0	284	45,4	0	0,0
Nervous system disorders	Dementia Alzheimer's type	>= 64 letters	349	55,2	0	0,0	341	54,6	1	0,3
Nervous system disorders	Dementia Alzheimer's type	Missing	2	0,3	0	0,0	0	0,0	0	0,0
Nervous system disorders	Spinal cord compression	< 64 letters	281	44,5	0	0,0	284	45,4	0	0,0
Nervous system disorders	Spinal cord compression	>= 64 letters	349	55,2	0	0,0	341	54,6	1	0,3
Nervous system disorders	Spinal cord compression	Missing	2	0,3	0	0,0	0	0,0	0	0,0

Includes AEs with onset up to Day 405 (last day of Week 56 analysis visit window).
Clinical cut-off: YOSEMITE 01NOV2021 and RHINE 28OCT2021

Program: root/global/globalshare/morse_macros/current/prod/program/t_ae_soc_descriptive.sas
Output: root/clinical_studies/RO6867461/CDT70122/share/ACE_pool_DME_CSR_Final/prod/output_saf_bc/t_ae_soc_descriptive_sg_WDSTAE_AEW56_SEBC_OCTNOV2021_DME.xls
11AUG2022 22:37

POPULATION: Safety-Evaluable Population B vs. C
ENDPOINT: AEs leading to Study Treatment Discontinuation through Week 56
MODEL: Unstratified analysis
STUDY: GR40349 & GR40398
Dichotomous Analysis by Subgroups (Safety)

Geographic region

			Faricimab (PTI) (N=632)				Aflibercept (N=625)			
			Patients		Patients with Event		Patients		Patients with Event	
MedDRA System Organ Class	MedDRA Preferred Term	Level	n	%	n	%	n	%	n	%
Cardiac disorders		Europe	219	34,7	0	0,0	218	34,9	0	0,0
Cardiac disorders		America	344	54,4	1	0,3	339	54,2	0	0,0
Cardiac disorders		Asia Pacific (inc. Australia)	69	10,9	0	0,0	68	10,9	0	0,0
Cardiac disorders	Myocardial infarction	Europe	219	34,7	0	0,0	218	34,9	0	0,0
Cardiac disorders	Myocardial infarction	America	344	54,4	1	0,3	339	54,2	0	0,0
Cardiac disorders	Myocardial infarction	Asia Pacific (inc. Australia)	69	10,9	0	0,0	68	10,9	0	0,0
Eye disorders		Europe	219	34,7	1	0,5	218	34,9	0	0,0
Eye disorders		America	344	54,4	3	0,9	339	54,2	1	0,3
Eye disorders		Asia Pacific (inc. Australia)	69	10,9	1	1,4	68	10,9	0	0,0
Eye disorders	Corneal infiltrates	Europe	219	34,7	0	0,0	218	34,9	0	0,0
Eye disorders	Corneal infiltrates	America	344	54,4	1	0,3	339	54,2	0	0,0
Eye disorders	Corneal infiltrates	Asia Pacific (inc. Australia)	69	10,9	0	0,0	68	10,9	0	0,0
Eye disorders	Diabetic eye disease	Europe	219	34,7	0	0,0	218	34,9	0	0,0
Eye disorders	Diabetic eye disease	America	344	54,4	1	0,3	339	54,2	0	0,0
Eye disorders	Diabetic eye disease	Asia Pacific (inc. Australia)	69	10,9	0	0,0	68	10,9	0	0,0
Eye disorders	Open angle glaucoma	Europe	219	34,7	1	0,5	218	34,9	0	0,0
Eye disorders	Open angle glaucoma	America	344	54,4	0	0,0	339	54,2	0	0,0
Eye disorders	Open angle glaucoma	Asia Pacific (inc. Australia)	69	10,9	0	0,0	68	10,9	0	0,0
Eye disorders	Retinal artery occlusion	Europe	219	34,7	0	0,0	218	34,9	0	0,0
Eye disorders	Retinal artery occlusion	America	344	54,4	0	0,0	339	54,2	1	0,3
Eye disorders	Retinal artery occlusion	Asia Pacific (inc. Australia)	69	10,9	0	0,0	68	10,9	0	0,0
Eye disorders	Uveitis	Europe	219	34,7	0	0,0	218	34,9	0	0,0
Eye disorders	Uveitis	America	344	54,4	1	0,3	339	54,2	0	0,0
Eye disorders	Uveitis	Asia Pacific (inc. Australia)	69	10,9	1	1,4	68	10,9	0	0,0
Immune system disorders		Europe	219	34,7	1	0,5	218	34,9	0	0,0
Immune system disorders		America	344	54,4	0	0,0	339	54,2	1	0,3
Immune system disorders		Asia Pacific (inc. Australia)	69	10,9	0	0,0	68	10,9	0	0,0
Immune system disorders	Allergy to chemicals	Europe	219	34,7	1	0,5	218	34,9	0	0,0
Immune system disorders	Allergy to chemicals	America	344	54,4	0	0,0	339	54,2	0	0,0
Immune system disorders	Allergy to chemicals	Asia Pacific (inc. Australia)	69	10,9	0	0,0	68	10,9	0	0,0
Immune system disorders	Contrast media allergy	Europe	219	34,7	0	0,0	218	34,9	0	0,0
Immune system disorders	Contrast media allergy	America	344	54,4	0	0,0	339	54,2	1	0,3
Immune system disorders	Contrast media allergy	Asia Pacific (inc. Australia)	69	10,9	0	0,0	68	10,9	0	0,0
Infections and infestations		Europe	219	34,7	1	0,5	218	34,9	1	0,5
Infections and infestations		America	344	54,4	1	0,3	339	54,2	0	0,0
Infections and infestations		Asia Pacific (inc. Australia)	69	10,9	0	0,0	68	10,9	0	0,0
Infections and infestations	Endophthalmitis	Europe	219	34,7	1	0,5	218	34,9	1	0,5
Infections and infestations	Endophthalmitis	America	344	54,4	1	0,3	339	54,2	0	0,0
Infections and infestations	Endophthalmitis	Asia Pacific (inc. Australia)	69	10,9	0	0,0	68	10,9	0	0,0
Neoplasms benign, malignant and unspecified (incl cysts and polyps)		Europe	219	34,7	2	0,9	218	34,9	1	0,5
Neoplasms benign, malignant and unspecified (incl cysts and polyps)		America	344	54,4	0	0,0	339	54,2	0	0,0
Neoplasms benign, malignant and unspecified (incl cysts and polyps)		Asia Pacific (inc. Australia)	69	10,9	1	1,4	68	10,9	0	0,0
Neoplasms benign, malignant and unspecified (incl cysts and polyps)	Adenocarcinoma	Europe	219	34,7	0	0,0	218	34,9	1	0,5
Neoplasms benign, malignant and unspecified (incl cysts and polyps)	Adenocarcinoma	America	344	54,4	0	0,0	339	54,2	0	0,0
Neoplasms benign, malignant and unspecified (incl cysts and polyps)	Adenocarcinoma	Asia Pacific (inc. Australia)	69	10,9	0	0,0	68	10,9	0	0,0
Neoplasms benign, malignant and unspecified (incl cysts and polyps)	Colon cancer	Europe	219	34,7	0	0,0	218	34,9	0	0,0
Neoplasms benign, malignant and unspecified (incl cysts and polyps)	Colon cancer	America	344	54,4	0	0,0	339	54,2	0	0,0
Neoplasms benign, malignant and unspecified (incl cysts and polyps)	Colon cancer	Asia Pacific (inc. Australia)	69	10,9	1	1,4	68	10,9	0	0,0
Neoplasms benign, malignant and unspecified (incl cysts and polyps)	Neoplasm	Europe	219	34,7	1	0,5	218	34,9	0	0,0
Neoplasms benign, malignant and unspecified (incl cysts and polyps)	Neoplasm	America	344	54,4	0	0,0	339	54,2	0	0,0

Neoplasms benign, malignant and unspecified (incl cysts and polyps)	Neoplasm	Asia Pacific (inc. Australia)	69	10,9	0	0,0	68	10,9	0	0,0
Neoplasms benign, malignant and unspecified (incl cysts and polyps)	Plasma cell myeloma	Europe	219	34,7	1	0,5	218	34,9	0	0,0
Neoplasms benign, malignant and unspecified (incl cysts and polyps)	Plasma cell myeloma	America	344	54,4	0	0,0	339	54,2	0	0,0
Neoplasms benign, malignant and unspecified (incl cysts and polyps)	Plasma cell myeloma	Asia Pacific (inc. Australia)	69	10,9	0	0,0	68	10,9	0	0,0
Nervous system disorders		Europe	219	34,7	0	0,0	218	34,9	0	0,0
Nervous system disorders		America	344	54,4	0	0,0	339	54,2	1	0,3
Nervous system disorders		Asia Pacific (inc. Australia)	69	10,9	0	0,0	68	10,9	1	1,5
Nervous system disorders	Dementia Alzheimer's type	Europe	219	34,7	0	0,0	218	34,9	0	0,0
Nervous system disorders	Dementia Alzheimer's type	America	344	54,4	0	0,0	339	54,2	0	0,0
Nervous system disorders	Dementia Alzheimer's type	Asia Pacific (inc. Australia)	69	10,9	0	0,0	68	10,9	1	1,5
Nervous system disorders	Spinal cord compression	Europe	219	34,7	0	0,0	218	34,9	0	0,0
Nervous system disorders	Spinal cord compression	America	344	54,4	0	0,0	339	54,2	1	0,3
Nervous system disorders	Spinal cord compression	Asia Pacific (inc. Australia)	69	10,9	0	0,0	68	10,9	0	0,0

Includes AEs with onset up to Day 405 (last day of Week 56 analysis visit window).
Clinical cut-off: YOSEMITE 01NOV2021 and RHINE 28OCT2021

Program: root/global/globalshare/morse_macros/current/prod/program/t_ae_soc_descriptive.sas
Output: root/clinical_studies/RO6867461/CDT70122/share/ACE_pool_DME_CSR_Final/prod/output_saf_bc/t_ae_soc_descriptive_sg_WDSTAE_AEW56_SEBC_OCTNOV2021_DME.xls
11AUG2022 22:37

POPULATION: Safety-Evaluable Population B vs. C
ENDPOINT: AEs leading to Study Treatment Discontinuation throughout the Entire Study
MODEL: Unstratified analysis
STUDY: GR40349 & GR40398
Dichotomous Analysis by Subgroups (Safety)

All

			Faricimab (PTI) (N=632)				Aflibercept (N=625)			
			Patients		Patients with Event		Patients		Patients with Event	
MedDRA System Organ Class	MedDRA Preferred Term	Level	n	%	n	%	n	%	n	%
Cardiac disorders		n/a	632	100,0	1	0,2	625	100,0	0	0,0
Cardiac disorders	Myocardial infarction	n/a	632	100,0	1	0,2	625	100,0	0	0,0
Eye disorders		n/a	632	100,0	8	1,3	625	100,0	1	0,2
Eye disorders	Angle closure glaucoma	n/a	632	100,0	1	0,2	625	100,0	0	0,0
Eye disorders	Corneal infiltrates	n/a	632	100,0	1	0,2	625	100,0	0	0,0
Eye disorders	Diabetic eye disease	n/a	632	100,0	1	0,2	625	100,0	0	0,0
Eye disorders	Open angle glaucoma	n/a	632	100,0	1	0,2	625	100,0	0	0,0
Eye disorders	Retinal artery occlusion	n/a	632	100,0	1	0,2	625	100,0	1	0,2
Eye disorders	Retinal vein occlusion	n/a	632	100,0	1	0,2	625	100,0	0	0,0
Eye disorders	Uveitis	n/a	632	100,0	3	0,5	625	100,0	0	0,0
General disorders and administration site conditions		n/a	632	100,0	1	0,2	625	100,0	0	0,0
General disorders and administration site conditions	Hernia obstructive	n/a	632	100,0	1	0,2	625	100,0	0	0,0
Immune system disorders		n/a	632	100,0	1	0,2	625	100,0	1	0,2
Immune system disorders	Allergy to chemicals	n/a	632	100,0	1	0,2	625	100,0	0	0,0
Immune system disorders	Contrast media allergy	n/a	632	100,0	0	0,0	625	100,0	1	0,2
Infections and infestations		n/a	632	100,0	4	0,6	625	100,0	3	0,5
Infections and infestations	COVID-19	n/a	632	100,0	1	0,2	625	100,0	0	0,0
Infections and infestations	Endophthalmitis	n/a	632	100,0	3	0,5	625	100,0	1	0,2
Infections and infestations	Lower respiratory tract infection	n/a	632	100,0	0	0,0	625	100,0	1	0,2
Infections and infestations	Pneumonia	n/a	632	100,0	0	0,0	625	100,0	1	0,2
Neoplasms benign, malignant and unspecified (incl cysts and polyps)		n/a	632	100,0	3	0,5	625	100,0	1	0,2
Neoplasms benign, malignant and unspecified (incl cysts and polyps)	Adenocarcinoma	n/a	632	100,0	0	0,0	625	100,0	1	0,2
Neoplasms benign, malignant and unspecified (incl cysts and polyps)	Colon cancer	n/a	632	100,0	1	0,2	625	100,0	0	0,0
Neoplasms benign, malignant and unspecified (incl cysts and polyps)	Neoplasm	n/a	632	100,0	1	0,2	625	100,0	0	0,0
Neoplasms benign, malignant and unspecified (incl cysts and polyps)	Plasma cell myeloma	n/a	632	100,0	1	0,2	625	100,0	0	0,0
Nervous system disorders		n/a	632	100,0	0	0,0	625	100,0	3	0,5
Nervous system disorders	Cerebrovascular accident	n/a	632	100,0	0	0,0	625	100,0	1	0,2
Nervous system disorders	Dementia Alzheimer's type	n/a	632	100,0	0	0,0	625	100,0	1	0,2
Nervous system disorders	Spinal cord compression	n/a	632	100,0	0	0,0	625	100,0	1	0,2
Psychiatric disorders		n/a	632	100,0	0	0,0	625	100,0	1	0,2
Psychiatric disorders	Anxiety	n/a	632	100,0	0	0,0	625	100,0	1	0,2

Clinical cut-off: YOSEMITE 01NOV2021 and RHINE 28OCT2021

Program: root/global/globalshare/morse_macros/current/prod/program/t_ae_soc_descriptive.sas
Output: root/clinical_studies/RO6867461/CDT70122/share/ACE_pool_DME_CSR_Final/prod/output_saf_bc/t_ae_soc_descriptive_sg_WDSTAE_SEBC_OCTNOV2021_DME.xls
15MAR2022 18:32

POPULATION: Safety-Evaluable Population B vs. C
ENDPOINT: AEs leading to Study Treatment Discontinuation throughout the Entire Study
MODEL: Unstratified analysis
STUDY: GR40349 & GR40398
Dichotomous Analysis by Subgroups (Safety)

Study

			Faricimab (PTI) (N=632)				Aflibercept (N=625)			
			Patients		Patients with Event		Patients		Patients with Event	
MedDRA System Organ Class	MedDRA Preferred Term	Level	n	%	n	%	n	%	n	%
Cardiac disorders		Rhine	319	50,5	0	0,0	314	50,2	0	0,0
Cardiac disorders		Yosemite	313	49,5	1	0,3	311	49,8	0	0,0
Cardiac disorders	Myocardial infarction	Rhine	319	50,5	0	0,0	314	50,2	0	0,0
Cardiac disorders	Myocardial infarction	Yosemite	313	49,5	1	0,3	311	49,8	0	0,0
Eye disorders		Rhine	319	50,5	5	1,6	314	50,2	0	0,0
Eye disorders		Yosemite	313	49,5	3	1,0	311	49,8	1	0,3
Eye disorders	Angle closure glaucoma	Rhine	319	50,5	1	0,3	314	50,2	0	0,0
Eye disorders	Angle closure glaucoma	Yosemite	313	49,5	0	0,0	311	49,8	0	0,0
Eye disorders	Corneal infiltrates	Rhine	319	50,5	1	0,3	314	50,2	0	0,0
Eye disorders	Corneal infiltrates	Yosemite	313	49,5	0	0,0	311	49,8	0	0,0
Eye disorders	Diabetic eye disease	Rhine	319	50,5	1	0,3	314	50,2	0	0,0
Eye disorders	Diabetic eye disease	Yosemite	313	49,5	0	0,0	311	49,8	0	0,0
Eye disorders	Open angle glaucoma	Rhine	319	50,5	1	0,3	314	50,2	0	0,0
Eye disorders	Open angle glaucoma	Yosemite	313	49,5	0	0,0	311	49,8	0	0,0
Eye disorders	Retinal artery occlusion	Rhine	319	50,5	1	0,3	314	50,2	0	0,0
Eye disorders	Retinal artery occlusion	Yosemite	313	49,5	0	0,0	311	49,8	1	0,3
Eye disorders	Retinal vein occlusion	Rhine	319	50,5	1	0,3	314	50,2	0	0,0
Eye disorders	Retinal vein occlusion	Yosemite	313	49,5	0	0,0	311	49,8	0	0,0
Eye disorders	Uveitis	Rhine	319	50,5	0	0,0	314	50,2	0	0,0
Eye disorders	Uveitis	Yosemite	313	49,5	3	1,0	311	49,8	0	0,0
General disorders and administration site conditions		Rhine	319	50,5	1	0,3	314	50,2	0	0,0
General disorders and administration site conditions		Yosemite	313	49,5	0	0,0	311	49,8	0	0,0
General disorders and administration site conditions	Hernia obstructive	Rhine	319	50,5	1	0,3	314	50,2	0	0,0
General disorders and administration site conditions	Hernia obstructive	Yosemite	313	49,5	0	0,0	311	49,8	0	0,0
Immune system disorders		Rhine	319	50,5	0	0,0	314	50,2	0	0,0
Immune system disorders		Yosemite	313	49,5	1	0,3	311	49,8	1	0,3
Immune system disorders	Allergy to chemicals	Rhine	319	50,5	0	0,0	314	50,2	0	0,0
Immune system disorders	Allergy to chemicals	Yosemite	313	49,5	1	0,3	311	49,8	0	0,0
Immune system disorders	Contrast media allergy	Rhine	319	50,5	0	0,0	314	50,2	0	0,0
Immune system disorders	Contrast media allergy	Yosemite	313	49,5	0	0,0	311	49,8	1	0,3
Infections and infestations		Rhine	319	50,5	2	0,6	314	50,2	3	1,0
Infections and infestations		Yosemite	313	49,5	2	0,6	311	49,8	0	0,0
Infections and infestations	COVID-19	Rhine	319	50,5	1	0,3	314	50,2	0	0,0
Infections and infestations	COVID-19	Yosemite	313	49,5	0	0,0	311	49,8	0	0,0
Infections and infestations	Endophthalmitis	Rhine	319	50,5	1	0,3	314	50,2	1	0,3
Infections and infestations	Endophthalmitis	Yosemite	313	49,5	2	0,6	311	49,8	0	0,0
Infections and infestations	Lower respiratory tract infection	Rhine	319	50,5	0	0,0	314	50,2	1	0,3
Infections and infestations	Lower respiratory tract infection	Yosemite	313	49,5	0	0,0	311	49,8	0	0,0
Infections and infestations	Pneumonia	Rhine	319	50,5	0	0,0	314	50,2	1	0,3
Infections and infestations	Pneumonia	Yosemite	313	49,5	0	0,0	311	49,8	0	0,0
Neoplasms benign, malignant and unspecified (incl cysts and polyps)		Rhine	319	50,5	1	0,3	314	50,2	1	0,3
Neoplasms benign, malignant and unspecified (incl cysts and polyps)		Yosemite	313	49,5	2	0,6	311	49,8	0	0,0
Neoplasms benign, malignant and unspecified (incl cysts and polyps)	Adenocarcinoma	Rhine	319	50,5	0	0,0	314	50,2	1	0,3
Neoplasms benign, malignant and unspecified (incl cysts and polyps)	Adenocarcinoma	Yosemite	313	49,5	0	0,0	311	49,8	0	0,0
Neoplasms benign, malignant and unspecified (incl cysts and polyps)	Colon cancer	Rhine	319	50,5	1	0,3	314	50,2	0	0,0
Neoplasms benign, malignant and unspecified (incl cysts and polyps)	Colon cancer	Yosemite	313	49,5	0	0,0	311	49,8	0	0,0
Neoplasms benign, malignant and unspecified (incl cysts and polyps)	Neoplasm	Rhine	319	50,5	0	0,0	314	50,2	0	0,0
Neoplasms benign, malignant and unspecified (incl cysts and polyps)	Neoplasm	Yosemite	313	49,5	1	0,3	311	49,8	0	0,0
Neoplasms benign, malignant and unspecified (incl cysts and polyps)	Plasma cell myeloma	Rhine	319	50,5	0	0,0	314	50,2	0	0,0

Neoplasms benign, malignant and unspecified (incl cysts and polyps)	Plasma cell myeloma	Yosemite	313	49,5	1	0,3	311	49,8	0	0,0
Nervous system disorders		Rhine	319	50,5	0	0,0	314	50,2	1	0,3
Nervous system disorders		Yosemite	313	49,5	0	0,0	311	49,8	2	0,6
Nervous system disorders	Cerebrovascular accident	Rhine	319	50,5	0	0,0	314	50,2	0	0,0
Nervous system disorders	Cerebrovascular accident	Yosemite	313	49,5	0	0,0	311	49,8	1	0,3
Nervous system disorders	Dementia Alzheimer's type	Rhine	319	50,5	0	0,0	314	50,2	0	0,0
Nervous system disorders	Dementia Alzheimer's type	Yosemite	313	49,5	0	0,0	311	49,8	1	0,3
Nervous system disorders	Spinal cord compression	Rhine	319	50,5	0	0,0	314	50,2	1	0,3
Nervous system disorders	Spinal cord compression	Yosemite	313	49,5	0	0,0	311	49,8	0	0,0
Psychiatric disorders		Rhine	319	50,5	0	0,0	314	50,2	0	0,0
Psychiatric disorders		Yosemite	313	49,5	0	0,0	311	49,8	1	0,3
Psychiatric disorders	Anxiety	Rhine	319	50,5	0	0,0	314	50,2	0	0,0
Psychiatric disorders	Anxiety	Yosemite	313	49,5	0	0,0	311	49,8	1	0,3

Clinical cut-off: YOSEMITE 01NOV2021 and RHINE 28OCT2021

Program: root/global/globalshare/morse_macros/current/prod/program/t_ae_soc_descriptive.sas
Output: root/clinical_studies/RO6867461/CDT70122/share/ACE_pool_DME_CSR_Final/prod/output_saf_bc/t_ae_soc_descriptive_sg2_WDSTAE_SEBC_OCTNOV2021_DME.xls
21MAR2022 8:52

POPULATION: Safety-Evaluable Population B vs. C
ENDPOINT: AEs leading to Study Treatment Discontinuation throughout the Entire Study
MODEL: Unstratified analysis
STUDY: GR40349 & GR40398
Dichotomous Analysis by Subgroups (Safety)

Sex

			Faricimab (PTI) (N=632)				Aflibercept (N=625)			
			Patients		Patients with Event		Patients		Patients with Event	
MedDRA System Organ Class	MedDRA Preferred Term	Level	n	%	n	%	n	%	n	%
Cardiac disorders		Male	396	62,7	0	0,0	363	58,1	0	0,0
Cardiac disorders		Female	236	37,3	1	0,4	262	41,9	0	0,0
Cardiac disorders	Myocardial infarction	Male	396	62,7	0	0,0	363	58,1	0	0,0
Cardiac disorders	Myocardial infarction	Female	236	37,3	1	0,4	262	41,9	0	0,0
Eye disorders		Male	396	62,7	4	1,0	363	58,1	1	0,3
Eye disorders		Female	236	37,3	4	1,7	262	41,9	0	0,0
Eye disorders	Angle closure glaucoma	Male	396	62,7	1	0,3	363	58,1	0	0,0
Eye disorders	Angle closure glaucoma	Female	236	37,3	0	0,0	262	41,9	0	0,0
Eye disorders	Corneal infiltrates	Male	396	62,7	0	0,0	363	58,1	0	0,0
Eye disorders	Corneal infiltrates	Female	236	37,3	1	0,4	262	41,9	0	0,0
Eye disorders	Diabetic eye disease	Male	396	62,7	1	0,3	363	58,1	0	0,0
Eye disorders	Diabetic eye disease	Female	236	37,3	0	0,0	262	41,9	0	0,0
Eye disorders	Open angle glaucoma	Male	396	62,7	1	0,3	363	58,1	0	0,0
Eye disorders	Open angle glaucoma	Female	236	37,3	0	0,0	262	41,9	0	0,0
Eye disorders	Retinal artery occlusion	Male	396	62,7	1	0,3	363	58,1	1	0,3
Eye disorders	Retinal artery occlusion	Female	236	37,3	0	0,0	262	41,9	0	0,0
Eye disorders	Retinal vein occlusion	Male	396	62,7	0	0,0	363	58,1	0	0,0
Eye disorders	Retinal vein occlusion	Female	236	37,3	1	0,4	262	41,9	0	0,0
Eye disorders	Uveitis	Male	396	62,7	1	0,3	363	58,1	0	0,0
Eye disorders	Uveitis	Female	236	37,3	2	0,8	262	41,9	0	0,0
General disorders and administration site conditions		Male	396	62,7	0	0,0	363	58,1	0	0,0
General disorders and administration site conditions		Female	236	37,3	1	0,4	262	41,9	0	0,0
General disorders and administration site conditions	Hernia obstructive	Male	396	62,7	0	0,0	363	58,1	0	0,0
General disorders and administration site conditions	Hernia obstructive	Female	236	37,3	1	0,4	262	41,9	0	0,0
Immune system disorders		Male	396	62,7	1	0,3	363	58,1	0	0,0
Immune system disorders		Female	236	37,3	0	0,0	262	41,9	1	0,4
Immune system disorders	Allergy to chemicals	Male	396	62,7	1	0,3	363	58,1	0	0,0
Immune system disorders	Allergy to chemicals	Female	236	37,3	0	0,0	262	41,9	0	0,0
Immune system disorders	Contrast media allergy	Male	396	62,7	0	0,0	363	58,1	0	0,0
Immune system disorders	Contrast media allergy	Female	236	37,3	0	0,0	262	41,9	1	0,4
Infections and infestations		Male	396	62,7	3	0,8	363	58,1	2	0,6
Infections and infestations		Female	236	37,3	1	0,4	262	41,9	1	0,4
Infections and infestations	COVID-19	Male	396	62,7	1	0,3	363	58,1	0	0,0
Infections and infestations	COVID-19	Female	236	37,3	0	0,0	262	41,9	0	0,0
Infections and infestations	Endophthalmitis	Male	396	62,7	2	0,5	363	58,1	1	0,3
Infections and infestations	Endophthalmitis	Female	236	37,3	1	0,4	262	41,9	0	0,0
Infections and infestations	Lower respiratory tract infection	Male	396	62,7	0	0,0	363	58,1	0	0,0
Infections and infestations	Lower respiratory tract infection	Female	236	37,3	0	0,0	262	41,9	1	0,4
Infections and infestations	Pneumonia	Male	396	62,7	0	0,0	363	58,1	1	0,3
Infections and infestations	Pneumonia	Female	236	37,3	0	0,0	262	41,9	0	0,0
Neoplasms benign, malignant and unspecified (incl cysts and polyps)		Male	396	62,7	2	0,5	363	58,1	0	0,0
Neoplasms benign, malignant and unspecified (incl cysts and polyps)		Female	236	37,3	1	0,4	262	41,9	1	0,4
Neoplasms benign, malignant and unspecified (incl cysts and polyps)	Adenocarcinoma	Male	396	62,7	0	0,0	363	58,1	0	0,0
Neoplasms benign, malignant and unspecified (incl cysts and polyps)	Adenocarcinoma	Female	236	37,3	0	0,0	262	41,9	1	0,4
Neoplasms benign, malignant and unspecified (incl cysts and polyps)	Colon cancer	Male	396	62,7	0	0,0	363	58,1	0	0,0
Neoplasms benign, malignant and unspecified (incl cysts and polyps)	Colon cancer	Female	236	37,3	1	0,4	262	41,9	0	0,0
Neoplasms benign, malignant and unspecified (incl cysts and polyps)	Neoplasm	Male	396	62,7	1	0,3	363	58,1	0	0,0
Neoplasms benign, malignant and unspecified (incl cysts and polyps)	Neoplasm	Female	236	37,3	0	0,0	262	41,9	0	0,0
Neoplasms benign, malignant and unspecified (incl cysts and polyps)	Plasma cell myeloma	Male	396	62,7	1	0,3	363	58,1	0	0,0

Neoplasms benign, malignant and unspecified (incl cysts and polyps)	Plasma cell myeloma	Female	236	37,3	0	0,0	262	41,9	0	0,0
Nervous system disorders		Male	396	62,7	0	0,0	363	58,1	3	0,8
Nervous system disorders		Female	236	37,3	0	0,0	262	41,9	0	0,0
Nervous system disorders	Cerebrovascular accident	Male	396	62,7	0	0,0	363	58,1	1	0,3
Nervous system disorders	Cerebrovascular accident	Female	236	37,3	0	0,0	262	41,9	0	0,0
Nervous system disorders	Dementia Alzheimer's type	Male	396	62,7	0	0,0	363	58,1	1	0,3
Nervous system disorders	Dementia Alzheimer's type	Female	236	37,3	0	0,0	262	41,9	0	0,0
Nervous system disorders	Spinal cord compression	Male	396	62,7	0	0,0	363	58,1	1	0,3
Nervous system disorders	Spinal cord compression	Female	236	37,3	0	0,0	262	41,9	0	0,0
Psychiatric disorders		Male	396	62,7	0	0,0	363	58,1	1	0,3
Psychiatric disorders		Female	236	37,3	0	0,0	262	41,9	0	0,0
Psychiatric disorders	Anxiety	Male	396	62,7	0	0,0	363	58,1	1	0,3
Psychiatric disorders	Anxiety	Female	236	37,3	0	0,0	262	41,9	0	0,0

Clinical cut-off: YOSEMITE 01NOV2021 and RHINE 28OCT2021

Program: root/global/globalshare/morse_macros/current/prod/program/t_ae_soc_descriptive.sas
Output: root/clinical_studies/RO6867461/CDT70122/share/ACE_pool_DME_CSR_Final/prod/output_saf_bc/t_ae_soc_descriptive_sg_WDSTAE_SEBC_OCTNOV2021_DME.xls
15MAR2022 18:32

POPULATION: Safety-Evaluable Population B vs. C
ENDPOINT: AEs leading to Study Treatment Discontinuation throughout the Entire Study
MODEL: Unstratified analysis
STUDY: GR40349 & GR40398
Dichotomous Analysis by Subgroups (Safety)

Age

			Faricimab (PTI) (N=632)				Aflibercept (N=625)			
			Patients		Patients with Event		Patients		Patients with Event	
MedDRA System Organ Class	MedDRA Preferred Term	Level	n	%	n	%	n	%	n	%
Cardiac disorders		< 65 years	352	55,7	0	0,0	362	57,9	0	0,0
Cardiac disorders		>= 65 years	280	44,3	1	0,4	263	42,1	0	0,0
Cardiac disorders	Myocardial infarction	< 65 years	352	55,7	0	0,0	362	57,9	0	0,0
Cardiac disorders	Myocardial infarction	>= 65 years	280	44,3	1	0,4	263	42,1	0	0,0
Eye disorders		< 65 years	352	55,7	4	1,1	362	57,9	1	0,3
Eye disorders		>= 65 years	280	44,3	4	1,4	263	42,1	0	0,0
Eye disorders	Angle closure glaucoma	< 65 years	352	55,7	0	0,0	362	57,9	0	0,0
Eye disorders	Angle closure glaucoma	>= 65 years	280	44,3	1	0,4	263	42,1	0	0,0
Eye disorders	Corneal infiltrates	< 65 years	352	55,7	1	0,3	362	57,9	0	0,0
Eye disorders	Corneal infiltrates	>= 65 years	280	44,3	0	0,0	263	42,1	0	0,0
Eye disorders	Diabetic eye disease	< 65 years	352	55,7	0	0,0	362	57,9	0	0,0
Eye disorders	Diabetic eye disease	>= 65 years	280	44,3	1	0,4	263	42,1	0	0,0
Eye disorders	Open angle glaucoma	< 65 years	352	55,7	0	0,0	362	57,9	0	0,0
Eye disorders	Open angle glaucoma	>= 65 years	280	44,3	1	0,4	263	42,1	0	0,0
Eye disorders	Retinal artery occlusion	< 65 years	352	55,7	0	0,0	362	57,9	1	0,3
Eye disorders	Retinal artery occlusion	>= 65 years	280	44,3	1	0,4	263	42,1	0	0,0
Eye disorders	Retinal vein occlusion	< 65 years	352	55,7	1	0,3	362	57,9	0	0,0
Eye disorders	Retinal vein occlusion	>= 65 years	280	44,3	0	0,0	263	42,1	0	0,0
Eye disorders	Uveitis	< 65 years	352	55,7	2	0,6	362	57,9	0	0,0
Eye disorders	Uveitis	>= 65 years	280	44,3	1	0,4	263	42,1	0	0,0
General disorders and administration site conditions		< 65 years	352	55,7	0	0,0	362	57,9	0	0,0
General disorders and administration site conditions		>= 65 years	280	44,3	1	0,4	263	42,1	0	0,0
General disorders and administration site conditions	Hernia obstructive	< 65 years	352	55,7	0	0,0	362	57,9	0	0,0
General disorders and administration site conditions	Hernia obstructive	>= 65 years	280	44,3	1	0,4	263	42,1	0	0,0
Immune system disorders		< 65 years	352	55,7	0	0,0	362	57,9	0	0,0
Immune system disorders		>= 65 years	280	44,3	1	0,4	263	42,1	1	0,4
Immune system disorders	Allergy to chemicals	< 65 years	352	55,7	0	0,0	362	57,9	0	0,0
Immune system disorders	Allergy to chemicals	>= 65 years	280	44,3	1	0,4	263	42,1	0	0,0
Immune system disorders	Contrast media allergy	< 65 years	352	55,7	0	0,0	362	57,9	0	0,0
Immune system disorders	Contrast media allergy	>= 65 years	280	44,3	0	0,0	263	42,1	1	0,4
Infections and infestations		< 65 years	352	55,7	3	0,9	362	57,9	1	0,3
Infections and infestations		>= 65 years	280	44,3	1	0,4	263	42,1	2	0,8
Infections and infestations	COVID-19	< 65 years	352	55,7	0	0,0	362	57,9	0	0,0
Infections and infestations	COVID-19	>= 65 years	280	44,3	1	0,4	263	42,1	0	0,0
Infections and infestations	Endophthalmitis	< 65 years	352	55,7	3	0,9	362	57,9	1	0,3
Infections and infestations	Endophthalmitis	>= 65 years	280	44,3	0	0,0	263	42,1	0	0,0
Infections and infestations	Lower respiratory tract infection	< 65 years	352	55,7	0	0,0	362	57,9	0	0,0
Infections and infestations	Lower respiratory tract infection	>= 65 years	280	44,3	0	0,0	263	42,1	1	0,4
Infections and infestations	Pneumonia	< 65 years	352	55,7	0	0,0	362	57,9	0	0,0
Infections and infestations	Pneumonia	>= 65 years	280	44,3	0	0,0	263	42,1	1	0,4
Neoplasms benign, malignant and unspecified (incl cysts and polyps)		< 65 years	352	55,7	1	0,3	362	57,9	0	0,0
Neoplasms benign, malignant and unspecified (incl cysts and polyps)		>= 65 years	280	44,3	2	0,7	263	42,1	1	0,4
Neoplasms benign, malignant and unspecified (incl cysts and polyps)	Adenocarcinoma	< 65 years	352	55,7	0	0,0	362	57,9	0	0,0
Neoplasms benign, malignant and unspecified (incl cysts and polyps)	Adenocarcinoma	>= 65 years	280	44,3	0	0,0	263	42,1	1	0,4
Neoplasms benign, malignant and unspecified (incl cysts and polyps)	Colon cancer	< 65 years	352	55,7	0	0,0	362	57,9	0	0,0
Neoplasms benign, malignant and unspecified (incl cysts and polyps)	Colon cancer	>= 65 years	280	44,3	1	0,4	263	42,1	0	0,0
Neoplasms benign, malignant and unspecified (incl cysts and polyps)	Neoplasm	< 65 years	352	55,7	0	0,0	362	57,9	0	0,0
Neoplasms benign, malignant and unspecified (incl cysts and polyps)	Neoplasm	>= 65 years	280	44,3	1	0,4	263	42,1	0	0,0
Neoplasms benign, malignant and unspecified (incl cysts and polyps)	Plasma cell myeloma	< 65 years	352	55,7	1	0,3	362	57,9	0	0,0

Neoplasms benign, malignant and unspecified (incl cysts and polyps)	Plasma cell myeloma	>= 65 years	280	44,3	0	0,0	263	42,1	0	0,0
Nervous system disorders		< 65 years	352	55,7	0	0,0	362	57,9	0	0,0
Nervous system disorders		>= 65 years	280	44,3	0	0,0	263	42,1	3	1,1
Nervous system disorders	Cerebrovascular accident	< 65 years	352	55,7	0	0,0	362	57,9	0	0,0
Nervous system disorders	Cerebrovascular accident	>= 65 years	280	44,3	0	0,0	263	42,1	1	0,4
Nervous system disorders	Dementia Alzheimer's type	< 65 years	352	55,7	0	0,0	362	57,9	0	0,0
Nervous system disorders	Dementia Alzheimer's type	>= 65 years	280	44,3	0	0,0	263	42,1	1	0,4
Nervous system disorders	Spinal cord compression	< 65 years	352	55,7	0	0,0	362	57,9	0	0,0
Nervous system disorders	Spinal cord compression	>= 65 years	280	44,3	0	0,0	263	42,1	1	0,4
Psychiatric disorders		< 65 years	352	55,7	0	0,0	362	57,9	1	0,3
Psychiatric disorders		>= 65 years	280	44,3	0	0,0	263	42,1	0	0,0
Psychiatric disorders	Anxiety	< 65 years	352	55,7	0	0,0	362	57,9	1	0,3
Psychiatric disorders	Anxiety	>= 65 years	280	44,3	0	0,0	263	42,1	0	0,0

Clinical cut-off: YOSEMITE 01NOV2021 and RHINE 28OCT2021

Program: root/global/globalshare/morse_macros/current/prod/program/t_ae_soc_descriptive.sas
Output: root/clinical_studies/RO6867461/CDT70122/share/ACE_pool_DME_CSR_Final/prod/output_saf_bc/t_ae_soc_descriptive_sg_WDSTAE_SEBC_OCTNOV2021_DME.xls
15MAR2022 18:32

POPULATION: Safety-Evaluable Population B vs. C
ENDPOINT: AEs leading to Study Treatment Discontinuation throughout the Entire Study
MODEL: Unstratified analysis
STUDY: GR40349 & GR40398
Dichotomous Analysis by Subgroups (Safety)

Baseline BCVA ETDRS letter score

			Faricimab (PTI) (N=632)				Aflibercept (N=625)			
			Patients		Patients with Event		Patients		Patients with Event	
MedDRA System Organ Class	MedDRA Preferred Term	Level	n	%	n	%	n	%	n	%
Cardiac disorders		< 64 letters	281	44,5	0	0,0	284	45,4	0	0,0
Cardiac disorders		>= 64 letters	349	55,2	1	0,3	341	54,6	0	0,0
Cardiac disorders		Missing	2	0,3	0	0,0	0	0,0	0	0,0
Cardiac disorders	Myocardial infarction	< 64 letters	281	44,5	0	0,0	284	45,4	0	0,0
Cardiac disorders	Myocardial infarction	>= 64 letters	349	55,2	1	0,3	341	54,6	0	0,0
Cardiac disorders	Myocardial infarction	Missing	2	0,3	0	0,0	0	0,0	0	0,0
Eye disorders		< 64 letters	281	44,5	4	1,4	284	45,4	0	0,0
Eye disorders		>= 64 letters	349	55,2	3	0,9	341	54,6	1	0,3
Eye disorders		Missing	2	0,3	1	50,0	0	0,0	0	0,0
Eye disorders	Angle closure glaucoma	< 64 letters	281	44,5	1	0,4	284	45,4	0	0,0
Eye disorders	Angle closure glaucoma	>= 64 letters	349	55,2	0	0,0	341	54,6	0	0,0
Eye disorders	Angle closure glaucoma	Missing	2	0,3	0	0,0	0	0,0	0	0,0
Eye disorders	Corneal infiltrates	< 64 letters	281	44,5	0	0,0	284	45,4	0	0,0
Eye disorders	Corneal infiltrates	>= 64 letters	349	55,2	1	0,3	341	54,6	0	0,0
Eye disorders	Corneal infiltrates	Missing	2	0,3	0	0,0	0	0,0	0	0,0
Eye disorders	Diabetic eye disease	< 64 letters	281	44,5	0	0,0	284	45,4	0	0,0
Eye disorders	Diabetic eye disease	>= 64 letters	349	55,2	1	0,3	341	54,6	0	0,0
Eye disorders	Diabetic eye disease	Missing	2	0,3	0	0,0	0	0,0	0	0,0
Eye disorders	Open angle glaucoma	< 64 letters	281	44,5	1	0,4	284	45,4	0	0,0
Eye disorders	Open angle glaucoma	>= 64 letters	349	55,2	0	0,0	341	54,6	0	0,0
Eye disorders	Open angle glaucoma	Missing	2	0,3	0	0,0	0	0,0	0	0,0
Eye disorders	Retinal artery occlusion	< 64 letters	281	44,5	1	0,4	284	45,4	0	0,0
Eye disorders	Retinal artery occlusion	>= 64 letters	349	55,2	0	0,0	341	54,6	1	0,3
Eye disorders	Retinal artery occlusion	Missing	2	0,3	0	0,0	0	0,0	0	0,0
Eye disorders	Retinal vein occlusion	< 64 letters	281	44,5	0	0,0	284	45,4	0	0,0
Eye disorders	Retinal vein occlusion	>= 64 letters	349	55,2	0	0,0	341	54,6	0	0,0
Eye disorders	Retinal vein occlusion	Missing	2	0,3	1	50,0	0	0,0	0	0,0
Eye disorders	Uveitis	< 64 letters	281	44,5	2	0,7	284	45,4	0	0,0
Eye disorders	Uveitis	>= 64 letters	349	55,2	1	0,3	341	54,6	0	0,0
Eye disorders	Uveitis	Missing	2	0,3	0	0,0	0	0,0	0	0,0
General disorders and administration site conditions		< 64 letters	281	44,5	0	0,0	284	45,4	0	0,0
General disorders and administration site conditions		>= 64 letters	349	55,2	1	0,3	341	54,6	0	0,0
General disorders and administration site conditions		Missing	2	0,3	0	0,0	0	0,0	0	0,0
General disorders and administration site conditions	Hernia obstructive	< 64 letters	281	44,5	0	0,0	284	45,4	0	0,0
General disorders and administration site conditions	Hernia obstructive	>= 64 letters	349	55,2	1	0,3	341	54,6	0	0,0
General disorders and administration site conditions	Hernia obstructive	Missing	2	0,3	0	0,0	0	0,0	0	0,0
Immune system disorders		< 64 letters	281	44,5	1	0,4	284	45,4	0	0,0
Immune system disorders		>= 64 letters	349	55,2	0	0,0	341	54,6	1	0,3
Immune system disorders		Missing	2	0,3	0	0,0	0	0,0	0	0,0
Immune system disorders	Allergy to chemicals	< 64 letters	281	44,5	1	0,4	284	45,4	0	0,0
Immune system disorders	Allergy to chemicals	>= 64 letters	349	55,2	0	0,0	341	54,6	0	0,0
Immune system disorders	Allergy to chemicals	Missing	2	0,3	0	0,0	0	0,0	0	0,0
Immune system disorders	Contrast media allergy	< 64 letters	281	44,5	0	0,0	284	45,4	0	0,0
Immune system disorders	Contrast media allergy	>= 64 letters	349	55,2	0	0,0	341	54,6	1	0,3
Immune system disorders	Contrast media allergy	Missing	2	0,3	0	0,0	0	0,0	0	0,0
Infections and infestations		< 64 letters	281	44,5	1	0,4	284	45,4	1	0,4
Infections and infestations		>= 64 letters	349	55,2	3	0,9	341	54,6	2	0,6
Infections and infestations		Missing	2	0,3	0	0,0	0	0,0	0	0,0
Infections and infestations	COVID-19	< 64 letters	281	44,5	0	0,0	284	45,4	0	0,0
Infections and infestations	COVID-19	>= 64 letters	349	55,2	1	0,3	341	54,6	0	0,0

Infections and infestations	COVID-19	Missing	2	0,3	0	0,0	0	0,0	0	0,0
Infections and infestations	Endophthalmitis	< 64 letters	281	44,5	1	0,4	284	45,4	0	0,0
Infections and infestations	Endophthalmitis	>= 64 letters	349	55,2	2	0,6	341	54,6	1	0,3
Infections and infestations	Endophthalmitis	Missing	2	0,3	0	0,0	0	0,0	0	0,0
Infections and infestations	Lower respiratory tract infection	< 64 letters	281	44,5	0	0,0	284	45,4	0	0,0
Infections and infestations	Lower respiratory tract infection	>= 64 letters	349	55,2	0	0,0	341	54,6	1	0,3
Infections and infestations	Lower respiratory tract infection	Missing	2	0,3	0	0,0	0	0,0	0	0,0
Infections and infestations	Pneumonia	< 64 letters	281	44,5	0	0,0	284	45,4	1	0,4
Infections and infestations	Pneumonia	>= 64 letters	349	55,2	0	0,0	341	54,6	0	0,0
Infections and infestations	Pneumonia	Missing	2	0,3	0	0,0	0	0,0	0	0,0
Neoplasms benign, malignant and unspecified (incl cysts and polyps)		< 64 letters	281	44,5	3	1,1	284	45,4	0	0,0
Neoplasms benign, malignant and unspecified (incl cysts and polyps)		>= 64 letters	349	55,2	0	0,0	341	54,6	1	0,3
Neoplasms benign, malignant and unspecified (incl cysts and polyps)		Missing	2	0,3	0	0,0	0	0,0	0	0,0
Neoplasms benign, malignant and unspecified (incl cysts and polyps)	Adenocarcinoma	< 64 letters	281	44,5	0	0,0	284	45,4	0	0,0
Neoplasms benign, malignant and unspecified (incl cysts and polyps)	Adenocarcinoma	>= 64 letters	349	55,2	0	0,0	341	54,6	1	0,3
Neoplasms benign, malignant and unspecified (incl cysts and polyps)	Adenocarcinoma	Missing	2	0,3	0	0,0	0	0,0	0	0,0
Neoplasms benign, malignant and unspecified (incl cysts and polyps)	Colon cancer	< 64 letters	281	44,5	1	0,4	284	45,4	0	0,0
Neoplasms benign, malignant and unspecified (incl cysts and polyps)	Colon cancer	>= 64 letters	349	55,2	0	0,0	341	54,6	0	0,0
Neoplasms benign, malignant and unspecified (incl cysts and polyps)	Colon cancer	Missing	2	0,3	0	0,0	0	0,0	0	0,0
Neoplasms benign, malignant and unspecified (incl cysts and polyps)	Neoplasm	< 64 letters	281	44,5	1	0,4	284	45,4	0	0,0
Neoplasms benign, malignant and unspecified (incl cysts and polyps)	Neoplasm	>= 64 letters	349	55,2	0	0,0	341	54,6	0	0,0
Neoplasms benign, malignant and unspecified (incl cysts and polyps)	Neoplasm	Missing	2	0,3	0	0,0	0	0,0	0	0,0
Neoplasms benign, malignant and unspecified (incl cysts and polyps)	Plasma cell myeloma	< 64 letters	281	44,5	1	0,4	284	45,4	0	0,0
Neoplasms benign, malignant and unspecified (incl cysts and polyps)	Plasma cell myeloma	>= 64 letters	349	55,2	0	0,0	341	54,6	0	0,0
Neoplasms benign, malignant and unspecified (incl cysts and polyps)	Plasma cell myeloma	Missing	2	0,3	0	0,0	0	0,0	0	0,0
Nervous system disorders		< 64 letters	281	44,5	0	0,0	284	45,4	0	0,0
Nervous system disorders		>= 64 letters	349	55,2	0	0,0	341	54,6	3	0,9
Nervous system disorders		Missing	2	0,3	0	0,0	0	0,0	0	0,0
Nervous system disorders	Cerebrovascular accident	< 64 letters	281	44,5	0	0,0	284	45,4	0	0,0
Nervous system disorders	Cerebrovascular accident	>= 64 letters	349	55,2	0	0,0	341	54,6	1	0,3
Nervous system disorders	Cerebrovascular accident	Missing	2	0,3	0	0,0	0	0,0	0	0,0
Nervous system disorders	Dementia Alzheimer's type	< 64 letters	281	44,5	0	0,0	284	45,4	0	0,0
Nervous system disorders	Dementia Alzheimer's type	>= 64 letters	349	55,2	0	0,0	341	54,6	1	0,3
Nervous system disorders	Dementia Alzheimer's type	Missing	2	0,3	0	0,0	0	0,0	0	0,0
Nervous system disorders	Spinal cord compression	< 64 letters	281	44,5	0	0,0	284	45,4	0	0,0
Nervous system disorders	Spinal cord compression	>= 64 letters	349	55,2	0	0,0	341	54,6	1	0,3
Nervous system disorders	Spinal cord compression	Missing	2	0,3	0	0,0	0	0,0	0	0,0
Psychiatric disorders		< 64 letters	281	44,5	0	0,0	284	45,4	1	0,4
Psychiatric disorders		>= 64 letters	349	55,2	0	0,0	341	54,6	0	0,0
Psychiatric disorders		Missing	2	0,3	0	0,0	0	0,0	0	0,0
Psychiatric disorders	Anxiety	< 64 letters	281	44,5	0	0,0	284	45,4	1	0,4
Psychiatric disorders	Anxiety	>= 64 letters	349	55,2	0	0,0	341	54,6	0	0,0
Psychiatric disorders	Anxiety	Missing	2	0,3	0	0,0	0	0,0	0	0,0

Clinical cut-off: YOSEMITE 01NOV2021 and RHINE 28OCT2021

Program: root/global/globalshare/morse_macros/current/prod/program/t_ae_soc_descriptive.sas
Output: root/clinical_studies/RO6867461/CDT70122/share/ACE_pool_DME_CSR_Final/prod/output_saf_bc/t_ae_soc_descriptive_sg_WDSTAE_SEBC_OCTNOV2021_DME.xls
15MAR2022 18:32

POPULATION: Safety-Evaluable Population B vs. C
ENDPOINT: AEs leading to Study Treatment Discontinuation throughout the Entire Study
MODEL: Unstratified analysis
STUDY: GR40349 & GR40398
Dichotomous Analysis by Subgroups (Safety)

Geographic region

			Faricimab (PTI) (N=632)				Aflibercept (N=625)			
			Patients		Patients with Event		Patients		Patients with Event	
MedDRA System Organ Class	MedDRA Preferred Term	Level	n	%	n	%	n	%	n	%
Cardiac disorders		Europe	219	34,7	0	0,0	218	34,9	0	0,0
Cardiac disorders		America	344	54,4	1	0,3	339	54,2	0	0,0
Cardiac disorders		Asia Pacific (inc. Australia)	69	10,9	0	0,0	68	10,9	0	0,0
Cardiac disorders	Myocardial infarction	Europe	219	34,7	0	0,0	218	34,9	0	0,0
Cardiac disorders	Myocardial infarction	America	344	54,4	1	0,3	339	54,2	0	0,0
Cardiac disorders	Myocardial infarction	Asia Pacific (inc. Australia)	69	10,9	0	0,0	68	10,9	0	0,0
Eye disorders		Europe	219	34,7	2	0,9	218	34,9	0	0,0
Eye disorders		America	344	54,4	5	1,5	339	54,2	1	0,3
Eye disorders		Asia Pacific (inc. Australia)	69	10,9	1	1,4	68	10,9	0	0,0
Eye disorders	Angle closure glaucoma	Europe	219	34,7	0	0,0	218	34,9	0	0,0
Eye disorders	Angle closure glaucoma	America	344	54,4	1	0,3	339	54,2	0	0,0
Eye disorders	Angle closure glaucoma	Asia Pacific (inc. Australia)	69	10,9	0	0,0	68	10,9	0	0,0
Eye disorders	Corneal infiltrates	Europe	219	34,7	0	0,0	218	34,9	0	0,0
Eye disorders	Corneal infiltrates	America	344	54,4	1	0,3	339	54,2	0	0,0
Eye disorders	Corneal infiltrates	Asia Pacific (inc. Australia)	69	10,9	0	0,0	68	10,9	0	0,0
Eye disorders	Diabetic eye disease	Europe	219	34,7	0	0,0	218	34,9	0	0,0
Eye disorders	Diabetic eye disease	America	344	54,4	1	0,3	339	54,2	0	0,0
Eye disorders	Diabetic eye disease	Asia Pacific (inc. Australia)	69	10,9	0	0,0	68	10,9	0	0,0
Eye disorders	Open angle glaucoma	Europe	219	34,7	1	0,5	218	34,9	0	0,0
Eye disorders	Open angle glaucoma	America	344	54,4	0	0,0	339	54,2	0	0,0
Eye disorders	Open angle glaucoma	Asia Pacific (inc. Australia)	69	10,9	0	0,0	68	10,9	0	0,0
Eye disorders	Retinal artery occlusion	Europe	219	34,7	0	0,0	218	34,9	0	0,0
Eye disorders	Retinal artery occlusion	America	344	54,4	1	0,3	339	54,2	1	0,3
Eye disorders	Retinal artery occlusion	Asia Pacific (inc. Australia)	69	10,9	0	0,0	68	10,9	0	0,0
Eye disorders	Retinal vein occlusion	Europe	219	34,7	1	0,5	218	34,9	0	0,0
Eye disorders	Retinal vein occlusion	America	344	54,4	0	0,0	339	54,2	0	0,0
Eye disorders	Retinal vein occlusion	Asia Pacific (inc. Australia)	69	10,9	0	0,0	68	10,9	0	0,0
Eye disorders	Uveitis	Europe	219	34,7	0	0,0	218	34,9	0	0,0
Eye disorders	Uveitis	America	344	54,4	2	0,6	339	54,2	0	0,0
Eye disorders	Uveitis	Asia Pacific (inc. Australia)	69	10,9	1	1,4	68	10,9	0	0,0
General disorders and administration site conditions		Europe	219	34,7	1	0,5	218	34,9	0	0,0
General disorders and administration site conditions		America	344	54,4	0	0,0	339	54,2	0	0,0
General disorders and administration site conditions		Asia Pacific (inc. Australia)	69	10,9	0	0,0	68	10,9	0	0,0
General disorders and administration site conditions	Hernia obstructive	Europe	219	34,7	1	0,5	218	34,9	0	0,0
General disorders and administration site conditions	Hernia obstructive	America	344	54,4	0	0,0	339	54,2	0	0,0
General disorders and administration site conditions	Hernia obstructive	Asia Pacific (inc. Australia)	69	10,9	0	0,0	68	10,9	0	0,0
Immune system disorders		Europe	219	34,7	1	0,5	218	34,9	0	0,0
Immune system disorders		America	344	54,4	0	0,0	339	54,2	1	0,3
Immune system disorders		Asia Pacific (inc. Australia)	69	10,9	0	0,0	68	10,9	0	0,0
Immune system disorders	Allergy to chemicals	Europe	219	34,7	1	0,5	218	34,9	0	0,0
Immune system disorders	Allergy to chemicals	America	344	54,4	0	0,0	339	54,2	0	0,0
Immune system disorders	Allergy to chemicals	Asia Pacific (inc. Australia)	69	10,9	0	0,0	68	10,9	0	0,0
Immune system disorders	Contrast media allergy	Europe	219	34,7	0	0,0	218	34,9	0	0,0
Immune system disorders	Contrast media allergy	America	344	54,4	0	0,0	339	54,2	1	0,3
Immune system disorders	Contrast media allergy	Asia Pacific (inc. Australia)	69	10,9	0	0,0	68	10,9	0	0,0
Infections and infestations		Europe	219	34,7	2	0,9	218	34,9	2	0,9
Infections and infestations		America	344	54,4	2	0,6	339	54,2	1	0,3
Infections and infestations		Asia Pacific (inc. Australia)	69	10,9	0	0,0	68	10,9	0	0,0
Infections and infestations	COVID-19	Europe	219	34,7	1	0,5	218	34,9	0	0,0
Infections and infestations	COVID-19	America	344	54,4	0	0,0	339	54,2	0	0,0

Infections and infestations	COVID-19	Asia Pacific (inc. Australia)	69	10,9	0	0,0	68	10,9	0	0,0
Infections and infestations	Endophthalmitis	Europe	219	34,7	1	0,5	218	34,9	1	0,5
Infections and infestations	Endophthalmitis	America	344	54,4	2	0,6	339	54,2	0	0,0
Infections and infestations	Endophthalmitis	Asia Pacific (inc. Australia)	69	10,9	0	0,0	68	10,9	0	0,0
Infections and infestations	Lower respiratory tract infection	Europe	219	34,7	0	0,0	218	34,9	1	0,5
Infections and infestations	Lower respiratory tract infection	America	344	54,4	0	0,0	339	54,2	0	0,0
Infections and infestations	Lower respiratory tract infection	Asia Pacific (inc. Australia)	69	10,9	0	0,0	68	10,9	0	0,0
Infections and infestations	Pneumonia	Europe	219	34,7	0	0,0	218	34,9	0	0,0
Infections and infestations	Pneumonia	America	344	54,4	0	0,0	339	54,2	1	0,3
Infections and infestations	Pneumonia	Asia Pacific (inc. Australia)	69	10,9	0	0,0	68	10,9	0	0,0
Neoplasms benign, malignant and unspecified (incl cysts and polyps)		Europe	219	34,7	2	0,9	218	34,9	1	0,5
Neoplasms benign, malignant and unspecified (incl cysts and polyps)		America	344	54,4	0	0,0	339	54,2	0	0,0
Neoplasms benign, malignant and unspecified (incl cysts and polyps)		Asia Pacific (inc. Australia)	69	10,9	1	1,4	68	10,9	0	0,0
Neoplasms benign, malignant and unspecified (incl cysts and polyps)	Adenocarcinoma	Europe	219	34,7	0	0,0	218	34,9	1	0,5
Neoplasms benign, malignant and unspecified (incl cysts and polyps)	Adenocarcinoma	America	344	54,4	0	0,0	339	54,2	0	0,0
Neoplasms benign, malignant and unspecified (incl cysts and polyps)	Adenocarcinoma	Asia Pacific (inc. Australia)	69	10,9	0	0,0	68	10,9	0	0,0
Neoplasms benign, malignant and unspecified (incl cysts and polyps)	Colon cancer	Europe	219	34,7	0	0,0	218	34,9	0	0,0
Neoplasms benign, malignant and unspecified (incl cysts and polyps)	Colon cancer	America	344	54,4	0	0,0	339	54,2	0	0,0
Neoplasms benign, malignant and unspecified (incl cysts and polyps)	Colon cancer	Asia Pacific (inc. Australia)	69	10,9	1	1,4	68	10,9	0	0,0
Neoplasms benign, malignant and unspecified (incl cysts and polyps)	Neoplasm	Europe	219	34,7	1	0,5	218	34,9	0	0,0
Neoplasms benign, malignant and unspecified (incl cysts and polyps)	Neoplasm	America	344	54,4	0	0,0	339	54,2	0	0,0
Neoplasms benign, malignant and unspecified (incl cysts and polyps)	Neoplasm	Asia Pacific (inc. Australia)	69	10,9	0	0,0	68	10,9	0	0,0
Neoplasms benign, malignant and unspecified (incl cysts and polyps)	Plasma cell myeloma	Europe	219	34,7	1	0,5	218	34,9	0	0,0
Neoplasms benign, malignant and unspecified (incl cysts and polyps)	Plasma cell myeloma	America	344	54,4	0	0,0	339	54,2	0	0,0
Neoplasms benign, malignant and unspecified (incl cysts and polyps)	Plasma cell myeloma	Asia Pacific (inc. Australia)	69	10,9	0	0,0	68	10,9	0	0,0
Nervous system disorders		Europe	219	34,7	0	0,0	218	34,9	0	0,0
Nervous system disorders		America	344	54,4	0	0,0	339	54,2	2	0,6
Nervous system disorders		Asia Pacific (inc. Australia)	69	10,9	0	0,0	68	10,9	1	1,5
Nervous system disorders	Cerebrovascular accident	Europe	219	34,7	0	0,0	218	34,9	0	0,0
Nervous system disorders	Cerebrovascular accident	America	344	54,4	0	0,0	339	54,2	1	0,3
Nervous system disorders	Cerebrovascular accident	Asia Pacific (inc. Australia)	69	10,9	0	0,0	68	10,9	0	0,0
Nervous system disorders	Dementia Alzheimer's type	Europe	219	34,7	0	0,0	218	34,9	0	0,0
Nervous system disorders	Dementia Alzheimer's type	America	344	54,4	0	0,0	339	54,2	0	0,0
Nervous system disorders	Dementia Alzheimer's type	Asia Pacific (inc. Australia)	69	10,9	0	0,0	68	10,9	1	1,5
Nervous system disorders	Spinal cord compression	Europe	219	34,7	0	0,0	218	34,9	0	0,0
Nervous system disorders	Spinal cord compression	America	344	54,4	0	0,0	339	54,2	1	0,3
Nervous system disorders	Spinal cord compression	Asia Pacific (inc. Australia)	69	10,9	0	0,0	68	10,9	0	0,0
Psychiatric disorders		Europe	219	34,7	0	0,0	218	34,9	0	0,0
Psychiatric disorders		America	344	54,4	0	0,0	339	54,2	0	0,0
Psychiatric disorders		Asia Pacific (inc. Australia)	69	10,9	0	0,0	68	10,9	1	1,5
Psychiatric disorders	Anxiety	Europe	219	34,7	0	0,0	218	34,9	0	0,0
Psychiatric disorders	Anxiety	America	344	54,4	0	0,0	339	54,2	0	0,0
Psychiatric disorders	Anxiety	Asia Pacific (inc. Australia)	69	10,9	0	0,0	68	10,9	1	1,5

Clinical cut-off: YOSEMITE 01NOV2021 and RHINE 28OCT2021

Program: root/global/globalshare/morse_macros/current/prod/program/t_ae_soc_descriptive.sas
Output: root/clinical_studies/RO6867461/CDT70122/share/ACE_pool_DME_CSR_Final/prod/output_saf_bc/t_ae_soc_descriptive_sg_WDSTAE_SEBC_OCTNOV2021_DME.xls
15MAR2022 18:32

POPULATION: Safety-Evaluable Population B vs. C
ENDPOINT: AEs leading to Death through Week 56
MODEL: Unstratified analysis
STUDY: GR40349 & GR40398
Dichotomous Analysis by Subgroups (Safety)

All

			Faricimab (FCT) (N=632)				Aflibercept (N=625)				Faricimab (FCT) vs. Aflibercept																Aflibercept vs. Faricimab (FCT)				
			Patients		Patients with Event		Patients		Patients with Event		Odds Ratio					Absolute Risk Difference							Relative Risk					Relative Risk				
MedDRA System Organ Class	MedDRA Preferred Term	Level	n	%	n	%	n	%	n	%	Odds Ratio		Convergence Reason	95% Lower CL	95% Upper CL	Absolute Risk		Convergence Reason	95% Lower CL	95% Upper CL	Relative Risk		Convergence Reason	95% Lower CL	95% Upper CL	p-value (Cochran-Mantel-Haenszel)	Interaction Test p-value (likelihood ratio)	Relative Risk		Convergence Reason	95% Lower CL	95% Upper CL
Cardiac disorders		n/a	632	100,0	3	0,5	625	100,0	1	0,2	0,33		Convergence criterion (GCONV=1E-8) satisfied.	0,14	2,49	-0,003	*	Algorithm converged.	-0,010	0,004	0,50		Algorithm converged.	0,14	2,47	0,4685	NE	1,49		Algorithm converged.	0,40	7,00
Cardiac disorders	Acute myocardial infarction	n/a	632	100,0	0	0,0	625	100,0	2	0,3		*	Quasi-complete separation of data points detected.				*	WARNING: Negative of Hessian not positive definite.			0,00		Algorithm converged.	0,00	NE	0,1548	NE	>999,99		Algorithm converged.	0,00	NE
Cardiac disorders	Cardiac arrest	n/a	632	100,0	0	0,0	625	100,0	1	0,2		*	Quasi-complete separation of data points detected.				*	WARNING: The relative Hessian convergence criterion of 90.646464276 is greater than the limit of 0.0001. The convergence is questionable.			0,00		Algorithm converged.	0,00	NE	0,3146	NE	>999,99		Algorithm converged.	0,00	NE
Cardiac disorders	Cardiac failure	n/a	632	100,0	2	0,3	625	100,0	0	0,0		*	Quasi-complete separation of data points detected.				*	ERROR: The mean parameter is either invalid or at a limit of its range for some observations.			NE		Algorithm converged.	NE	NE	0,1593	NE	NE		Algorithm converged.	NE	NE
Cardiac disorders	Coronary artery disease	n/a	632	100,0	0	0,0	625	100,0	1	0,2		*	Quasi-complete separation of data points detected.				*	WARNING: The relative Hessian convergence criterion of 90.646464276 is greater than the limit of 0.0001. The convergence is questionable.			0,00		Algorithm converged.	0,00	NE	0,3146	NE	>999,99		Algorithm converged.	0,00	NE
Cardiac disorders	Myocardial infarction	n/a	632	100,0	1	0,2	625	100,0	1	0,2	0,99		Convergence criterion (GCONV=1E-8) satisfied.	0,06	15,84	0,000		Algorithm converged.	-0,004	0,004	0,99		Algorithm converged.	0,06	15,78	0,9937	NE	1,01		Algorithm converged.	0,06	16,13
General disorders and administration site conditions		n/a	632	100,0	3	0,5	625	100,0	0	0,0		*	Quasi-complete separation of data points detected.				*	WARNING: Negative of Hessian not positive definite.			NE		Algorithm converged.	NE	NE	0,0847	NE	NE		Algorithm converged.	NE	NE
General disorders and administration site conditions	Death	n/a	632	100,0	3	0,5	625	100,0	0	0,0		*	Quasi-complete separation of data points detected.				*	WARNING: Negative of Hessian not positive definite.			NE		Algorithm converged.	NE	NE	0,0847	NE	NE		Algorithm converged.	NE	NE
Infections and infestations		n/a	632	100,0	1	0,2	625	100,0	0	0,0		*	Quasi-complete separation of data points detected.				*	WARNING: The relative Hessian convergence criterion of 83.914042706 is greater than the limit of 0.0001. The convergence is questionable.			NE		Algorithm converged.	NE	NE	0,3200	NE	NE		Algorithm converged.	NE	NE
Infections and infestations	COVID-19	n/a	632	100,0	1	0,2	625	100,0	0	0,0		*	Quasi-complete separation of data points detected.				*	WARNING: The relative Hessian convergence criterion of 83.914042706 is greater than the limit of 0.0001. The convergence is questionable.			NE		Algorithm converged.	NE	NE	0,3200	NE	NE		Algorithm converged.	NE	NE
Metabolism and nutrition disorders		n/a	632	100,0	0	0,0	625	100,0	1	0,2		*	Quasi-complete separation of data points detected.				*	WARNING: The relative Hessian convergence criterion of 90.646464276 is greater than the limit of 0.0001. The convergence is questionable.			0,00		Algorithm converged.	0,00	NE	0,3146	NE	>999,99		Algorithm converged.	0,00	NE
Metabolism and nutrition disorders	Type 1 diabetes mellitus	n/a	632	100,0	0	0,0	625	100,0	1	0,2		*	Quasi-complete separation of data points detected.				*	WARNING: The relative Hessian convergence criterion of 90.646464276 is greater than the limit of 0.0001. The convergence is questionable.			0,00		Algorithm converged.	0,00	NE	0,3146	NE	>999,99		Algorithm converged.	0,00	NE
Neoplasms benign, malignant and unspecified (incl cysts and polyps)		n/a	632	100,0	1	0,2	625	100,0	1	0,2	0,99		Convergence criterion (GCONV=1E-8) satisfied.	0,06	15,84	0,000		Algorithm converged.	-0,004	0,004	0,99		Algorithm converged.	0,06	15,78	0,9937	NE	1,01		Algorithm converged.	0,06	16,13
Neoplasms benign, malignant and unspecified (incl cysts and polyps)	Adenocarcinoma of colon	n/a	632	100,0	0	0,0	625	100,0	1	0,2		*	Quasi-complete separation of data points detected.				*	WARNING: The relative Hessian convergence criterion of 90.646464276 is greater than the limit of 0.0001. The convergence is questionable.			0,00		Algorithm converged.	0,00	NE	0,3146	NE	>999,99		Algorithm converged.	0,00	NE
Neoplasms benign, malignant and unspecified (incl cysts and polyps)	Leukaemia	n/a	632	100,0	1	0,2	625	100,0	0	0,0		*	Quasi-complete separation of data points detected.				*	WARNING: The relative Hessian convergence criterion of 83.914042706 is greater than the limit of 0.0001. The convergence is questionable.			NE		Algorithm converged.	NE	NE	0,3200	NE	NE		Algorithm converged.	NE	NE
Psychiatric disorders		n/a	632	100,0	0	0,0	625	100,0	1	0,2		*	Quasi-complete separation of data points detected.				*	WARNING: The relative Hessian convergence criterion of 90.646464276 is greater than the limit of 0.0001. The convergence is questionable.			0,00		Algorithm converged.	0,00	NE	0,3146	NE	>999,99		Algorithm converged.	0,00	NE
Psychiatric disorders	Completed suicide	n/a	632	100,0	0	0,0	625	100,0	1	0,2		*	Quasi-complete separation of data points detected.				*	WARNING: The relative Hessian convergence criterion of 90.646464276 is greater than the limit of 0.0001. The convergence is questionable.			0,00		Algorithm converged.	0,00	NE	0,3146	NE	>999,99		Algorithm converged.	0,00	NE
Respiratory, thoracic and mediastinal disorders		n/a	632	100,0	1	0,2	625	100,0	0	0,0		*	Quasi-complete separation of data points detected.				*	WARNING: The relative Hessian convergence criterion of 83.914042706 is greater than the limit of 0.0001. The convergence is questionable.			NE		Algorithm converged.	NE	NE	0,3200	NE	NE		Algorithm converged.	NE	NE
Respiratory, thoracic and mediastinal disorders	Pneumonia aspiration	n/a	632	100,0	1	0,2	625	100,0	0	0,0		*	Quasi-complete separation of data points detected.				*	WARNING: The relative Hessian convergence criterion of 83.914042706 is greater than the limit of 0.0001. The convergence is questionable.			NE		Algorithm converged.	NE	NE	0,3200	NE	NE		Algorithm converged.	NE	NE
Vascular disorders		n/a	632	100,0	0	0,0	625	100,0	1	0,2		*	Quasi-complete separation of data points detected.				*	WARNING: The relative Hessian convergence criterion of 90.646464276 is greater than the limit of 0.0001. The convergence is questionable.			0,00		Algorithm converged.	0,00	NE	0,3146	NE	>999,99		Algorithm converged.	0,00	NE
Vascular disorders	Hypotension	n/a	632	100,0	0	0,0	625	100,0	1	0,2		*	Quasi-complete separation of data points detected.				*	WARNING: The relative Hessian convergence criterion of 90.646464276 is greater than the limit of 0.0001. The convergence is questionable.			0,00		Algorithm converged.	0,00	NE	0,3146	NE	>999,99		Algorithm converged.	0,00	NE

Includes AEs with onset up to Day 405 (last day of Week 56 analysis visit window).
Test for interaction based on RR (Log-binomial regression)
* indicates convergence problem. Result is uninterpretable.
Clinical cut-off: YOSEMITE CUTOFF2021 and RHINE CUTOFF2021

Program: root/clinical studies/RO6867461/CDT70122/share/ACE pool DME CSR Final/prod/brocram/t ae raw soc.sas
Output: root/clinical_studies/RO6867461/CDT70122/share/ACE_pool_DME_CSR_Final/prod/output_saf_bc/t_ae_raw_soc_sq_DTWAE_AEW56_SERC_OCTNOV2021_DME.xls
11AUG2022 19:56

POPULATION: Safety-Evaluable Population B vs. C
ENDPOINT: AEs leading to Death through Week 56
MODEL: Unstratified analysis
STUDY: GR40349 & GR40398
Dichotomous Analysis by Subgroups (Safety)

Study

			Paricimab (PTI) (N=632)				Aflibercept (N=625)				Paricimab (PTI) vs. Aflibercept														Aflibercept vs. Paricimab (PTI)				
			Patients		Patients with Event		Patients		Patients with Event		Odds Ratio					Absolute Risk Difference					Relative Risk					Relative Risk				
MedDRA System Organ Class	MedDRA Preferred Term	Level	n	%	n	%	n	%	n	%	Odds Ratio	Convergence Reason	95% Lower CL	95% Upper CL	Absolute Risk	Convergence Reason	95% Lower CL	95% Upper CL	Relative Risk	Convergence Reason	95% Lower CL	95% Upper CL	p-value (Cochran-Mantel-Haenszel)	Interaction Test p-value (likelihood ratio)	Relative Risk	Convergence Reason	95% Lower CL	95% Upper CL
Cardiac disorders		Rhine	318	50,5	0	0,0	314	50,2	3	1,0		Quasi-complete separation of data points detected.				ERROR: The mean parameter is either invalid or at a limit of its range for some observations.			0,00	Algorithm converged.	0,00	NE	0,0804	0,0483	>999,99	Algorithm converged.	0,00	NE
Cardiac disorders		Yosemite	313	49,5	3	1,0	311	49,8	2	0,6	1,50	Convergence criterion (GCONV=1E-8) satisfied.	0,25	9,01	0,003	Algorithm converged.	-0,011	0,017	1,49	Algorithm converged.	0,25	8,86	0,6589		0,67	Algorithm converged.	0,11	3,95
Cardiac disorders	Acute myocardial infarction	Rhine	318	50,5	0	0,0	314	50,2	1	0,3		Quasi-complete separation of data points detected.				ERROR: The mean parameter is either invalid or at a limit of its range for some observations.			0,00	Algorithm converged.	0,00	NE	0,3135	1,0000	>999,99	Algorithm converged.	0,00	NE
Cardiac disorders	Acute myocardial infarction	Yosemite	313	49,5	0	0,0	311	49,8	1	0,3		Quasi-complete separation of data points detected.				ERROR: The mean parameter is either invalid or at a limit of its range for some observations.			0,00	Algorithm converged.	0,00	NE	0,3158		>999,99	Algorithm converged.	0,00	NE
Cardiac disorders	Cardiac arrest	Rhine	318	50,5	0	0,0	314	50,2	1	0,3		Quasi-complete separation of data points detected.				ERROR: The mean parameter is either invalid or at a limit of its range for some observations.			0,00	Algorithm converged.	0,00	NE	0,3135	NE	>999,99	Algorithm converged.	0,00	NE
Cardiac disorders	Cardiac arrest	Yosemite	313	49,5	0	0,0	311	49,8	0	0,0	NE		NE	NE	NE	NE	NE	NE	NE	NE	NE	NE	NE	1,0000	NE	NE	NE	NE
Cardiac disorders	Cardiac failure	Rhine	318	50,5	0	0,0	314	50,2	0	0,0	NE		NE	NE	NE	NE	NE	NE	NE	NE	NE	NE	NE	NE	NE	NE	NE	NE
Cardiac disorders	Cardiac failure	Yosemite	313	49,5	2	0,6	311	49,8	0	0,0		Quasi-complete separation of data points detected.				WARNING: Negative of Hessian not positive definite.			NE	Algorithm converged.	NE	NE	0,1589		NE	Algorithm converged.	NE	NE
Cardiac disorders	Coronary artery disease	Rhine	318	50,5	0	0,0	314	50,2	1	0,3		Quasi-complete separation of data points detected.				ERROR: The mean parameter is either invalid or at a limit of its range for some observations.			0,00	Algorithm converged.	0,00	NE	0,3135	NE	>999,99	Algorithm converged.	0,00	NE
Cardiac disorders	Coronary artery disease	Yosemite	313	49,5	0	0,0	311	49,8	0	0,0	NE					NE	NE	NE	NE	NE	NE	NE	NE		NE	NE	NE	NE
Cardiac disorders	Myocardial infarction	Rhine	318	50,5	0	0,0	314	50,2	0	0,0	NE					NE	NE	NE	NE	NE	NE	NE	NE	1,0000	NE	NE	NE	NE
Cardiac disorders	Myocardial infarction	Yosemite	313	49,5	1	0,3	311	49,8	1	0,3	0,99	Convergence criterion (GCONV=1E-8) satisfied.	0,06	15,96	0,000	Algorithm converged.	-0,009	0,009	0,99	Algorithm converged.	0,06	15,81	0,9964		1,01	Algorithm converged.	0,06	16,02
General disorders and administration site conditions		Rhine	318	50,5	0	0,0	314	50,2	1	0,3	NE					NE	NE	NE	NE	NE	NE	NE	NE		NE	NE	NE	NE
General disorders and administration site conditions		Yosemite	313	49,5	3	1,0	311	49,8	0	0,0		Quasi-complete separation of data points detected.				WARNING: Negative of Hessian not positive definite.			NE	Algorithm converged.	NE	NE	0,0839		NE	Algorithm converged.	NE	NE
General disorders and administration site conditions	Death	Rhine	318	50,5	0	0,0	314	50,2	0	0,0	NE					NE	NE	NE	NE	NE	NE	NE	NE		NE	NE	NE	NE
General disorders and administration site conditions	Death	Yosemite	313	49,5	3	1,0	311	49,8	0	0,0		Quasi-complete separation of data points detected.				WARNING: Negative of Hessian not positive definite.			NE	Algorithm converged.	NE	NE	0,0839		NE	Algorithm converged.	NE	NE
Infections and infestations		Rhine	318	50,5	0	0,0	314	50,2	0	0,0	NE					NE	NE	NE	NE	NE	NE	NE	NE		NE	NE	NE	NE
Infections and infestations		Yosemite	313	49,5	1	0,3	311	49,8	0	0,0		Quasi-complete separation of data points detected.				WARNING: The relative Hessian convergence criterion of 49.1849975554 is greater than the limit of 0.0001. The convergence is questionable.			NE	Algorithm converged.	NE	NE	0,3189		NE	Algorithm converged.	NE	NE
Infections and infestations	COVID-19	Rhine	318	50,5	0	0,0	314	50,2	0	0,0	NE					NE	NE	NE	NE	NE	NE	NE	NE		NE	NE	NE	NE
Infections and infestations	COVID-19	Yosemite	313	49,5	1	0,3	311	49,8	0	0,0		Quasi-complete separation of data points detected.				WARNING: The relative Hessian convergence criterion of 49.1849975554 is greater than the limit of 0.0001. The convergence is questionable.			NE	Algorithm converged.	NE	NE	0,3189		NE	Algorithm converged.	NE	NE
Metabolism and nutrition disorders		Rhine	318	50,5	0	0,0	314	50,2	1	0,3		Quasi-complete separation of data points detected.				ERROR: The mean parameter is either invalid or at a limit of its range for some observations.			0,00	Algorithm converged.	0,00	NE	0,3135	NE	>999,99	Algorithm converged.	0,00	NE
Metabolism and nutrition disorders		Yosemite	313	49,5	0	0,0	311	49,8	0	0,0	NE					NE	NE	NE	NE	NE	NE	NE	NE		NE	NE	NE	NE
Metabolism and nutrition disorders	Type 1 diabetes mellitus	Rhine	318	50,5	0	0,0	314	50,2	1	0,3		Quasi-complete separation of data points detected.				ERROR: The mean parameter is either invalid or at a limit of its range for some observations.			0,00	Algorithm converged.	0,00	NE	0,3135	NE	>999,99	Algorithm converged.	0,00	NE
Metabolism and nutrition disorders	Type 1 diabetes mellitus	Yosemite	313	49,5	0	0,0	311	49,8	0	0,0	NE					NE	NE	NE	NE	NE	NE	NE	NE		NE	NE	NE	NE
Neoplasms benign, malignant and unspecified (incl cysts and polyps)		Rhine	318	50,5	0	0,0	314	50,2	0	0,0	NE					NE	NE	NE	NE	NE	NE	NE	NE	1,0000	NE	NE	NE	NE
Neoplasms benign, malignant and unspecified (incl cysts and polyps)		Yosemite	313	49,5	1	0,3	311	49,8	1	0,3	0,99	Convergence criterion (GCONV=1E-8) satisfied.	0,06	15,96	0,000	Algorithm converged.	-0,009	0,009	0,99	Algorithm converged.	0,06	15,81	0,9964		1,01	Algorithm converged.	0,06	16,02
Neoplasms benign, malignant and unspecified (incl cysts and polyps)	Adenocarcinoma of colon	Rhine	318	50,5	0	0,0	314	50,2	0	0,0	NE					NE	NE	NE	NE	NE	NE	NE	NE		NE	NE	NE	NE
Neoplasms benign, malignant and unspecified (incl cysts and polyps)	Adenocarcinoma of colon	Yosemite	313	49,5	0	0,0	311	49,8	1	0,3		Quasi-complete separation of data points detected.				ERROR: The mean parameter is either invalid or at a limit of its range for some observations.			0,00	Algorithm converged.	0,00	NE	0,3158		>999,99	Algorithm converged.	0,00	NE
Neoplasms benign, malignant and unspecified (incl cysts and polyps)	Leukaemia	Rhine	318	50,5	0	0,0	314	50,2	0	0,0	NE					NE	NE	NE	NE	NE	NE	NE	NE		NE	NE	NE	NE
Neoplasms benign, malignant and unspecified (incl cysts and polyps)	Leukaemia	Yosemite	313	49,5	1	0,3	311	49,8	0	0,0		Quasi-complete separation of data points detected.				WARNING: The relative Hessian convergence criterion of 46.110935207 is greater than the limit of 0.0001. The convergence is questionable.			NE	Algorithm converged.	NE	NE	0,3189		NE	Algorithm converged.	NE	NE
Psychiatric disorders		Rhine	318	50,5	0	0,0	314	50,2	0	0,0	NE					NE	NE	NE	NE	NE	NE	NE	NE		NE	NE	NE	NE
Psychiatric disorders		Yosemite	313	49,5	0	0,0	311	49,8	1	0,3		Quasi-complete separation of data points detected.				ERROR: The mean parameter is either invalid or at a limit of its range for some observations.			0,00	Algorithm converged.	0,00	NE	0,3158		>999,99	Algorithm converged.	0,00	NE
Psychiatric disorders	Completed suicide	Rhine	318	50,5	0	0,0	314	50,2	0	0,0	NE					NE	NE	NE	NE	NE	NE	NE	NE		NE	NE	NE	NE
Psychiatric disorders	Completed suicide	Yosemite	313	49,5	0	0,0	311	49,8	1	0,3		Quasi-complete separation of data points detected.				ERROR: The mean parameter is either invalid or at a limit of its range for some observations.			0,00	Algorithm converged.	0,00	NE	0,3158		>999,99	Algorithm converged.	0,00	NE
Respiratory, thoracic and mediastinal disorders		Rhine	318	50,5	0	0,0	314	50,2	0	0,0	NE					NE	NE	NE	NE	NE	NE	NE	NE		NE	NE	NE	NE
Respiratory, thoracic and mediastinal disorders		Yosemite	313	49,5	1	0,3	311	49,8	0	0,0		Quasi-complete separation of data points detected.				WARNING: Negative of Hessian not positive definite.			NE	Algorithm converged.	NE	NE	0,3189		NE	Algorithm converged.	NE	NE
Respiratory, thoracic and mediastinal disorders	Pneumonia aspiration	Rhine	318	50,5	0	0,0	314	50,2	0	0,0	NE					NE	NE	NE	NE	NE	NE	NE	NE		NE	NE	NE	NE
Respiratory, thoracic and mediastinal disorders	Pneumonia aspiration	Yosemite	313	49,5	1	0,3	311	49,8	0	0,0		Quasi-complete separation of data points detected.				WARNING: Negative of Hessian not positive definite.			NE	Algorithm converged.	NE	NE	0,3189		NE	Algorithm converged.	NE	NE
Vascular disorders		Rhine	318	50,5	0	0,0	314	50,2	1	0,3		Quasi-complete separation of data points detected.				ERROR: The mean parameter is either invalid or at a limit of its range for some observations.			0,00	Algorithm converged.	0,00	NE	0,3135	NE	>999,99	Algorithm converged.	0,00	NE
Vascular disorders		Yosemite	313	49,5	0	0,0	311	49,8	0	0,0	NE		NE	NE	NE	NE	NE	NE	NE	NE	NE	NE	NE		NE	NE	NE	NE
Vascular disorders	Hypotension	Rhine	318	50,5	0	0,0	314	50,2	1	0,3		Quasi-complete separation of data points detected.				ERROR: The mean parameter is either invalid or at a limit of its range for some observations.			0,00	Algorithm converged.	0,00	NE	0,3135	NE	>999,99	Algorithm converged.	0,00	NE
Vascular disorders	Hypotension	Yosemite	313	49,5	0	0,0	311	49,8	0	0,0	NE		NE	NE	NE	NE	NE	NE	NE	NE	NE	NE	NE		NE	NE	NE	NE

Includes AEs with onset up to Day 405 (last day of Week 56 analysis visit window).
Test for interaction based on RR (log-binomial regression)
* indicates convergence problem. Result is uninterpretable.
Clinical cut-off: YOSEMITE 01NOV2021 and RHINE 28OCT2021

Program: root/clinical_studies/RO6867461/CDT70122/share/ACE_pool_DME_CSR_Final/prod/program/t_ae_raw_soc.sas
Output: root/clinical_studies/RO6867461/CDT70122/share/ACE_pool_DME_CSR_Final/prod/output_saf_bc/t_ae_raw_soc_sg_DTNAE_AEW56_SERC_OCTNOV2021_DME.xls
11AUG2022 19:56

POPULATION: Safety-Evaluable Population B vs. C
ENDPOINT: AEs leading to Death through Week 56
MODEL: Unstratified analysis
STUDY: GA40349 & GA40398
Dichotomous Analysis by Subgroups (Safety)

Sex

			Faricimab (FTI) (N=632)				Aflibercept (N=625)				Faricimab (FTI) vs. Aflibercept												Aflibercept vs. Faricimab (FTI)			
			Patients		Patients with Event		Patients		Patients with Event		Odds Ratio				Absolute Risk Difference				Relative Risk					Relative Risk			
MedDRA System Organ Class	MedDRA Preferred Term	Level	n	%	n	%	n	%	n	%	Odds Ratio	Convergence Reason	95% Lower CL	95% Upper CL	Absolute Risk	Convergence Reason	95% Lower CL	95% Upper CL	Relative Risk	Convergence Reason	95% Lower CL	95% Upper CL	p-value (Cochran-Mantel-Haenszel)	Interaction Test p-value (likelihood ratio)	Relative Risk	Convergence Reason	95% Lower CL	95% Upper CL
Cardiac disorders		Male	390	62,7	0	0,0	363	58,1	0	0,0	NE		NE	NE	NE		NE	NE	NE		NE	NE	NE		NE		NE	NE
Cardiac disorders		Female	236	37,3	3	1,3	262	41,9	5	1,9	0,66	Convergence criterion (GCONV=1E-8) satisfied.	0,16	2,80	-0,006		-0,026	0,014	0,67	Algorithm converged.	0,16	2,76	0,5726		1,50	Algorithm converged.	0,36	6,21
Cardiac disorders	Acute myocardial infarction	Male	390	62,7	0	0,0	363	58,1	0	0,0	NE		NE	NE	NE		NE	NE	NE		NE	NE	NE		NE		NE	NE
Cardiac disorders	Acute myocardial infarction	Female	236	37,3	0	0,0	262	41,9	2	0,8		* Quasi-complete separation of data points detected.				* ERROR: Error in computing the link function, its derivatives, or the variance function.			0,00	Algorithm converged.	0,00	NE	0,1791		>999,99	Algorithm converged.	0,00	NE
Cardiac disorders	Cardiac arrest	Male	390	62,7	0	0,0	363	58,1	0	0,0	NE		NE	NE	NE		NE	NE	NE		NE	NE	NE		NE		NE	NE
Cardiac disorders	Cardiac arrest	Female	236	37,3	0	0,0	262	41,9	1	0,4		* Quasi-complete separation of data points detected.				* ERROR: Error in computing the link function, its derivatives, or the variance function.			0,00	Algorithm converged.	0,00	NE	0,3426		>999,99	Algorithm converged.	0,00	NE
Cardiac disorders	Cardiac failure	Male	390	62,7	0	0,0	363	58,1	0	0,0	NE		NE	NE	NE		NE	NE	NE		NE	NE	NE		NE		NE	NE
Cardiac disorders	Cardiac failure	Female	236	37,3	2	0,8	262	41,9	0	0,0		* Quasi-complete separation of data points detected.				* WARNING: Negative of Hessian not positive definite.			NE	Algorithm converged.	NE	NE	0,1358		NE	Algorithm converged.	NE	NE
Cardiac disorders	Coronary artery disease	Male	390	62,7	0	0,0	363	58,1	0	0,0	NE		NE	NE	NE		NE	NE	NE		NE	NE	NE		NE		NE	NE
Cardiac disorders	Coronary artery disease	Female	236	37,3	0	0,0	262	41,9	1	0,4		* Quasi-complete separation of data points detected.				* ERROR: Error in computing the link function, its derivatives, or the variance function.			0,00	Algorithm converged.	0,00	NE	0,3426		>999,99	Algorithm converged.	0,00	NE
Cardiac disorders	Myocardial infarction	Male	390	62,7	0	0,0	363	58,1	0	0,0	NE		NE	NE	NE		NE	NE	NE		NE	NE	NE		1,0000		NE	NE
Cardiac disorders	Myocardial infarction	Female	236	37,3	1	0,4	262	41,9	1	0,4	1,11	Convergence criterion (GCONV=1E-8) satisfied.	0,07	17,86	0,000	Algorithm converged.	-0,012	0,012	1,11	Algorithm converged.	0,07	17,65	0,9410		0,92	Algorithm converged.	0,06	14,32
General disorders and administration site conditions		Male	390	62,7	1	0,8	363	58,1	0	0,0		* Quasi-complete separation of data points detected.				* WARNING: Negative of Hessian not positive definite.			NE	Algorithm converged.	NE	NE	0,0968		NE	Algorithm converged.	NE	NE
General disorders and administration site conditions		Female	236	37,3	0	0,0	262	41,9	0	0,0	NE		NE	NE	NE		NE	NE	NE		NE	NE	NE		NE		NE	NE
General disorders and administration site conditions	Death	Male	390	62,7	1	0,8	363	58,1	0	0,0		* Quasi-complete separation of data points detected.				* WARNING: Negative of Hessian not positive definite.			NE	Algorithm converged.	NE	NE	0,0968		NE	Algorithm converged.	NE	NE
General disorders and administration site conditions	Death	Female	236	37,3	0	0,0	262	41,9	0	0,0	NE		NE	NE	NE		NE	NE	NE		NE	NE	NE		NE		NE	NE
Infections and infestations		Male	390	62,7	0	0,0	363	58,1	0	0,0	NE		NE	NE	NE		NE	NE	NE		NE	NE	NE		NE		NE	NE
Infections and infestations		Female	236	37,3	1	0,4	262	41,9	0	0,0		* Quasi-complete separation of data points detected.				* WARNING: Negative of Hessian not positive definite.			NE	Algorithm converged.	NE	NE	0,2920		NE	Algorithm converged.	NE	NE
Infections and infestations	COVID-19	Male	390	62,7	0	0,0	363	58,1	0	0,0	NE		NE	NE	NE		NE	NE	NE		NE	NE	NE		NE		NE	NE
Infections and infestations	COVID-19	Female	236	37,3	1	0,4	262	41,9	0	0,0		* Quasi-complete separation of data points detected.				* WARNING: Negative of Hessian not positive definite.			NE	Algorithm converged.	NE	NE	0,2920		NE	Algorithm converged.	NE	NE
Metabolism and nutrition disorders		Male	390	62,7	0	0,0	363	58,1	0	0,0	NE		NE	NE	NE		NE	NE	NE		NE	NE	NE		NE		NE	NE
Metabolism and nutrition disorders		Female	236	37,3	0	0,0	262	41,9	1	0,4		* Quasi-complete separation of data points detected.				* ERROR: Error in computing the link function, its derivatives, or the variance function.			0,00	Algorithm converged.	0,00	NE	0,3426		>999,99	Algorithm converged.	0,00	NE
Metabolism and nutrition disorders	Type 1 diabetes mellitus	Male	390	62,7	0	0,0	363	58,1	0	0,0	NE		NE	NE	NE		NE	NE	NE		NE	NE	NE		NE		NE	NE
Metabolism and nutrition disorders	Type 1 diabetes mellitus	Female	236	37,3	0	0,0	262	41,9	1	0,4		* Quasi-complete separation of data points detected.				* ERROR: Error in computing the link function, its derivatives, or the variance function.			0,00	Algorithm converged.	0,00	NE	0,3426		>999,99	Algorithm converged.	0,00	NE
Neoplasms benign, malignant and unspecified (incl cysts and polyps)		Male	390	62,7	0	0,0	363	58,1	1	0,3		* Quasi-complete separation of data points detected.				* WARNING: Negative of Hessian not positive definite.			0,00	Algorithm converged.	0,00	NE	0,2963	0,0847	>999,99	Algorithm converged.	0,00	NE
Neoplasms benign, malignant and unspecified (incl cysts and polyps)		Female	236	37,3	1	0,4	262	41,9	0	0,0		* Quasi-complete separation of data points detected.				* WARNING: Negative of Hessian not positive definite.			NE	Algorithm converged.	NE	NE	0,2920		NE	Algorithm converged.	NE	NE
Neoplasms benign, malignant and unspecified (incl cysts and polyps)	Adenocarcinoma of colon	Male	390	62,7	0	0,0	363	58,1	1	0,3		* Quasi-complete separation of data points detected.				* WARNING: Negative of Hessian not positive definite.			0,00	Algorithm converged.	0,00	NE	0,2963		>999,99	Algorithm converged.	0,00	NE
Neoplasms benign, malignant and unspecified (incl cysts and polyps)	Adenocarcinoma of colon	Female	236	37,3	0	0,0	262	41,9	0	0,0	NE		NE	NE	NE		NE	NE	NE		NE	NE	NE		NE		NE	NE
Neoplasms benign, malignant and unspecified (incl cysts and polyps)	Leukaemia	Male	390	62,7	0	0,0	363	58,1	0	0,0	NE		NE	NE	NE		NE	NE	NE		NE	NE	NE		NE		NE	NE
Neoplasms benign, malignant and unspecified (incl cysts and polyps)	Leukaemia	Female	236	37,3	1	0,4	262	41,9	0	0,0		* Quasi-complete separation of data points detected.				* WARNING: Negative of Hessian not positive definite.			NE	Algorithm converged.	NE	NE	0,2920		NE	Algorithm converged.	NE	NE
Psychiatric disorders		Male	390	62,7	0	0,0	363	58,1	1	0,3		* Quasi-complete separation of data points detected.				* WARNING: Negative of Hessian not positive definite.			0,00	Algorithm converged.	0,00	NE	0,2963		>999,99	Algorithm converged.	0,00	NE
Psychiatric disorders		Female	236	37,3	0	0,0	262	41,9	0	0,0	NE		NE	NE	NE		NE	NE	NE		NE	NE	NE		NE		NE	NE
Psychiatric disorders	Completed suicide	Male	390	62,7	0	0,0	363	58,1	1	0,3		* Quasi-complete separation of data points detected.				* WARNING: Negative of Hessian not positive definite.			0,00	Algorithm converged.	0,00	NE	0,2963		>999,99	Algorithm converged.	0,00	NE
Psychiatric disorders	Completed suicide	Female	236	37,3	0	0,0	262	41,9	0	0,0	NE		NE	NE	NE		NE	NE	NE		NE	NE	NE		NE		NE	NE
Respiratory, thoracic and mediastinal disorders		Male	390	62,7	1	0,3	363	58,1	0	0,0		* Quasi-complete separation of data points detected.				* WARNING: The relative Hessian convergence criterion of 53.68217724 is greater than the limit of 0.0001. The convergence is questionable.			NE	Algorithm converged.	NE	NE	0,3384		NE	Algorithm converged.	NE	NE
Respiratory, thoracic and mediastinal disorders		Female	236	37,3	0	0,0	262	41,9	0	0,0	NE		NE	NE	NE		NE	NE	NE		NE	NE	NE		NE		NE	NE
Respiratory, thoracic and mediastinal disorders	Pneumonia aspiration	Male	390	62,7	1	0,3	363	58,1	0	0,0		* Quasi-complete separation of data points detected.				* WARNING: The relative Hessian convergence criterion of 53.68217724 is greater than the limit of 0.0001. The convergence is questionable.			NE	Algorithm converged.	NE	NE	0,3384		NE	Algorithm converged.	NE	NE
Respiratory, thoracic and mediastinal disorders	Pneumonia aspiration	Female	236	37,3	0	0,0	262	41,9	0	0,0	NE		NE	NE	NE		NE	NE	NE		NE	NE	NE		NE		NE	NE
Vascular disorders		Male	390	62,7	2	0,5	363	58,1	0	0,0	NE		NE	NE	NE		NE	NE	NE		NE	NE	NE		NE		NE	NE
Vascular disorders		Female	236	37,3	0	0,0	262	41,9	1	0,4		* Quasi-complete separation of data points detected.				* ERROR: Error in computing the link function, its derivatives, or the variance function.			0,00	Algorithm converged.	0,00	NE	0,3426		>999,99	Algorithm converged.	0,00	NE
Vascular disorders	Hypotension	Male	390	62,7	0	0,0	363	58,1	0	0,0	NE		NE	NE	NE		NE	NE	NE		NE	NE	NE		NE		NE	NE
Vascular disorders	Hypotension	Female	236	37,3	0	0,0	262	41,9	1	0,4		* Quasi-complete separation of data points detected.				* ERROR: Error in computing the link function, its derivatives, or the variance function.			0,00	Algorithm converged.	0,00	NE	0,3426		>999,99	Algorithm converged.	0,00	NE

Includes AEs with onset up to Day 405 (last day of Week 56 analysis visit window).
Test for interaction based on RR (Log-binomial regression)
* indicates convergence problem. Result is uninterpretable.
Clinical cut-off: YOSEMITE 01NOV2021 and RHINE 28OCT2021

Program: root/clinical_studies/RO6867461/CDT70122/share/ACE_pool_DME_CSR_Final/prod/program/t_ae_raw_soc.sas
Output: root/clinical_studies/RO6867461/CDT70122/share/ACE_pool_DME_CSR_Final/prod/output_saf_bc/t_ae_raw_soc_sq_DTNAE_AEW56_SEBC_OCTNOV2021_DME.xls
11AUG2022 19:56

POPULATION: Safety-Evaluable Population B vs. C
ENDPOINT: AEs leading to Death through Week 56
MODEL: Unstratified analysis
STUDY: GR40349 & GR40398
Dichotomous Analysis by Subgroups (Safety)

Age

			Paricimab (PTI) (N=432)				Aflibercept (N=425)				Paricimab (PTI) vs. Aflibercept														Aflibercept vs. Paricimab (PTI)			
			Patients		Patients with Event		Patients		Patients with Event		Odds Ratio					Absolute Risk Difference					Relative Risk					Relative Risk			
MedDRA System Organ Class	MedDRA Preferred Term	Level	n	%	n	%	n	%	n	%	Odds Ratio		Convergence Reason	95% Lower CL	95% Upper CL	Absolute Risk		Convergence Reason	95% Lower CL	95% Upper CL	Relative Risk		Convergence Reason	95% Lower CL	95% Upper CL	p-value (Cochran-Mantel-Haenszel)	Interaction Test p-value (likelihood ratio)	Relative Risk		Convergence Reason	95% Lower CL	95% Upper CL
Cardiac disorders		< 65 years	352	55,7	1	0,3	362	57,9	1	0,3	1,03		Convergence criterion (GCONV=1E-8) satisfied.	0,06	16,90	0,000		Algorithm converged.	-0,009	0,009	1,03		Algorithm converged.	0,06	16,38	0,9842	0,6368	0,97		Algorithm converged.	0,06	15,44
Cardiac disorders		>= 65 years	280	44,3	2	0,7	263	42,1	4	1,5	0,47		Convergence criterion (GCONV=1E-8) satisfied.	0,08	2,56	-0,009		Algorithm converged.	-0,026	0,010	0,47		Algorithm converged.	0,09	2,54	0,3893		2,13		Algorithm converged.	0,39	11,59
Cardiac disorders	Acute myocardial infarction	< 65 years	352	55,7	0	0,0	362	57,9	0	0,0	NE			NE	NE	NE		NE	NE	NE	NE		NE	NE	NE	NE		NE		NE	NE	NE
Cardiac disorders	Acute myocardial infarction	>= 65 years	280	44,3	0	0,0	263	42,1	0	0,0	NE			NE	NE	NE		NE	NE	NE	NE		NE	NE	NE	NE		NE		NE	NE	NE
Cardiac disorders	Cardiac arrest	< 65 years	352	55,7	0	0,0	362	57,9	1	0,3		*	Quasi-complete separation of data points detected.				*	ERROR: The mean parameter is either invalid or at a limit of its range for some observations.			0,00		Algorithm converged.	0,00	NE	0,1441		>999,99		Algorithm converged.	0,00	NE
Cardiac disorders	Cardiac arrest	>= 65 years	280	44,3	0	0,0	263	42,1	0	0,0	NE			NE	NE	NE		NE	NE	NE	NE		NE	NE	NE	NE		NE		NE	NE	NE
Cardiac disorders	Cardiac failure	< 65 years	352	55,7	0	0,0	362	57,9	0	0,0	NE			NE	NE	NE		NE	NE	NE	NE		NE	NE	NE	NE		NE		NE	NE	NE
Cardiac disorders	Cardiac failure	>= 65 years	280	44,3	2	0,7	263	42,1	0	0,0		*	Quasi-complete separation of data points detected.				*	WARNING: Negative of Hessian not positive definite.			NE		Algorithm converged.	NE	NE	0,1701		NE		Algorithm converged.	NE	NE
Cardiac disorders	Coronary artery disease	< 65 years	352	55,7	0	0,0	362	57,9	0	0,0	NE			NE	NE	NE		NE	NE	NE	NE		NE	NE	NE	NE		NE		NE	NE	NE
Cardiac disorders	Coronary artery disease	>= 65 years	280	44,3	0	0,0	263	42,1	1	0,4		*	Quasi-complete separation of data points detected.				*	ERROR: The mean parameter is either invalid or at a limit of its range for some observations.			0,00		Algorithm converged.	0,00	NE	0,3022		>999,99		Algorithm converged.	0,00	NE
Cardiac disorders	Myocardial infarction	< 65 years	352	55,7	1	0,3	362	57,9	0	0,0		*	Quasi-complete separation of data points detected.				*	WARNING: The relative Hessian convergence criterion of 60.288787835 is greater than the limit of 0.0001. The convergence is questionable.			NE		Algorithm converged.	NE	NE	0,3103	0,0934	NE		Algorithm converged.	NE	NE
Cardiac disorders	Myocardial infarction	>= 65 years	280	44,3	0	0,0	263	42,1	1	0,4		*	Quasi-complete separation of data points detected.				*	ERROR: The mean parameter is either invalid or at a limit of its range for some observations.			0,00		Algorithm converged.	0,00	NE	0,3022		>999,99		Algorithm converged.	0,00	NE
General disorders and administration site conditions		< 65 years	352	55,7	3	0,9	362	57,9	0	0,0		*	Quasi-complete separation of data points detected.				*	WARNING: Negative of Hessian not positive definite.			NE		Algorithm converged.	NE	NE	0,0784		NE		Algorithm converged.	NE	NE
General disorders and administration site conditions		>= 65 years	280	44,3	0	0,0	263	42,1	0	0,0	NE			NE	NE	NE		NE	NE	NE	NE		NE	NE	NE	NE		NE		NE	NE	NE
General disorders and administration site conditions	Death	< 65 years	352	55,7	3	0,9	362	57,9	0	0,0		*	Quasi-complete separation of data points detected.				*	WARNING: Negative of Hessian not positive definite.			NE		Algorithm converged.	NE	NE	0,0785		NE		Algorithm converged.	NE	NE
General disorders and administration site conditions	Death	>= 65 years	280	44,3	0	0,0	263	42,1	0	0,0	NE			NE	NE	NE		NE	NE	NE	NE		NE	NE	NE	NE		NE		NE	NE	NE
Infections and infestations		< 65 years	352	55,7	1	0,3	362	57,9	0	0,0		*	Quasi-complete separation of data points detected.				*	WARNING: The relative Hessian convergence criterion of 52.752689443 is greater than the limit of 0.0001. The convergence is questionable.			NE		Algorithm converged.	NE	NE	0,3103	NE	NE		Algorithm converged.	NE	NE
Infections and infestations		>= 65 years	280	44,3	0	0,0	263	42,1	0	0,0	NE			NE	NE	NE		NE	NE	NE	NE		NE	NE	NE	NE		NE		NE	NE	NE
Infections and infestations	COVID-19	< 65 years	352	55,7	1	0,3	362	57,9	0	0,0		*	Quasi-complete separation of data points detected.				*	WARNING: The relative Hessian convergence criterion of 52.752689443 is greater than the limit of 0.0001. The convergence is questionable.			NE		Algorithm converged.	NE	NE	0,3103	NE	NE		Algorithm converged.	NE	NE
Infections and infestations	COVID-19	>= 65 years	280	44,3	0	0,0	263	42,1	0	0,0	NE			NE	NE	NE		NE	NE	NE	NE		NE	NE	NE	NE		NE		NE	NE	NE
Metabolism and nutrition disorders		< 65 years	352	55,7	0	0,0	362	57,9	1	0,3		*	Quasi-complete separation of data points detected.				*	ERROR: Error in computing the link function. its derivatives. or the variance function.			0,00		Algorithm converged.	0,00	NE	0,3241	NE	>999,99		Algorithm converged.	0,00	NE
Metabolism and nutrition disorders		>= 65 years	280	44,3	0	0,0	263	42,1	0	0,0	NE			NE	NE	NE		NE	NE	NE	NE		NE	NE	NE	NE		NE		NE	NE	NE
Metabolism and nutrition disorders	Type 1 diabetes mellitus	< 65 years	352	55,7	0	0,0	362	57,9	1	0,3		*	Quasi-complete separation of data points detected.				*	ERROR: Error in computing the link function, its derivatives, or the variance function.			0,00		Algorithm converged.	0,00	NE	0,3241	NE	>999,99		Algorithm converged.	0,00	NE
Metabolism and nutrition disorders	Type 1 diabetes mellitus	>= 65 years	280	44,3	0	0,0	263	42,1	0	0,0	NE			NE	NE	NE		NE	NE	NE	NE		NE	NE	NE	NE		NE		NE	NE	NE
Neoplasms benign, malignant and unspecified (incl cysts and polyps)		< 65 years	352	55,7	0	0,0	362	57,9	1	0,3		*	Quasi-complete separation of data points detected.				*	ERROR: Error in computing the link function, its derivatives, or the variance function.			0,00		Algorithm converged.	0,00	NE	0,3241	0,1012	>999,99		Algorithm converged.	0,00	NE
Neoplasms benign, malignant and unspecified (incl cysts and polyps)		>= 65 years	280	44,3	1	0,4	263	42,1	0	0,0		*	Quasi-complete separation of data points detected.				*	WARNING: Negative of Hessian not positive definite.			NE		Algorithm converged.	NE	NE	0,3325		NE		Algorithm converged.	NE	NE
Neoplasms benign, malignant and unspecified (incl cysts and polyps)	Adenocarcinoma of colon	< 65 years	352	55,7	0	0,0	362	57,9	1	0,3		*	Quasi-complete separation of data points detected.				*	ERROR: Error in computing the link function, its derivatives, or the variance function.			0,00		Algorithm converged.	0,00	NE	0,3241	NE	>999,99		Algorithm converged.	0,00	NE
Neoplasms benign, malignant and unspecified (incl cysts and polyps)	Adenocarcinoma of colon	>= 65 years	280	44,3	0	0,0	263	42,1	0	0,0	NE			NE	NE	NE		NE	NE	NE	NE		NE	NE	NE	NE		NE		NE	NE	NE
Neoplasms benign, malignant and unspecified (incl cysts and polyps)	Leukaemia	< 65 years	352	55,7	0	0,0	362	57,9	0	0,0	NE			NE	NE	NE		NE	NE	NE	NE		NE	NE	NE	NE		NE		NE	NE	NE
Neoplasms benign, malignant and unspecified (incl cysts and polyps)	Leukaemia	>= 65 years	280	44,3	1	0,4	263	42,1	0	0,0		*	Quasi-complete separation of data points detected.				*	WARNING: Negative of Hessian not positive definite.			NE		Algorithm converged.	NE	NE	0,3325		NE		Algorithm converged.	NE	NE
Psychiatric disorders		< 65 years	352	55,7	0	0,0	362	57,9	1	0,3		*	Quasi-complete separation of data points detected.				*	ERROR: Error in computing the link function, its derivatives, or the variance function.			0,00		Algorithm converged.	0,00	NE	0,3241	NE	>999,99		Algorithm converged.	0,00	NE
Psychiatric disorders		>= 65 years	280	44,3	0	0,0	263	42,1	0	0,0	NE			NE	NE	NE		NE	NE	NE	NE		NE	NE	NE	NE		NE		NE	NE	NE
Psychiatric disorders	Completed suicide	< 65 years	352	55,7	0	0,0	362	57,9	1	0,3		*	Quasi-complete separation of data points detected.				*	ERROR: Error in computing the link function, its derivatives, or the variance function.			0,00		Algorithm converged.	0,00	NE	0,3241	NE	>999,99		Algorithm converged.	0,00	NE
Psychiatric disorders	Completed suicide	>= 65 years	280	44,3	0	0,0	263	42,1	0	0,0	NE			NE	NE	NE		NE	NE	NE	NE		NE	NE	NE	NE		NE		NE	NE	NE
Respiratory, thoracic and mediastinal disorders		< 65 years	352	55,7	0	0,0	362	57,9	0	0,0	NE			NE	NE	NE		NE	NE	NE	NE		NE	NE	NE	NE		NE		NE	NE	NE
Respiratory, thoracic and mediastinal disorders		>= 65 years	280	44,3	1	0,4	263	42,1	0	0,0		*	Quasi-complete separation of data points detected.				*	WARNING: Negative of Hessian not positive definite.			NE		Algorithm converged.	NE	NE	0,3325		NE		Algorithm converged.	NE	NE
Respiratory, thoracic and mediastinal disorders	Pneumonia aspiration	< 65 years	352	55,7	0	0,0	362	57,9	0	0,0	NE			NE	NE	NE		NE	NE	NE	NE		NE	NE	NE	NE		NE		NE	NE	NE
Respiratory, thoracic and mediastinal disorders	Pneumonia aspiration	>= 65 years	280	44,3	1	0,4	263	42,1	0	0,0		*	Quasi-complete separation of data points detected.				*	WARNING: Negative of Hessian not positive definite.			NE		Algorithm converged.	NE	NE	0,3325		NE		Algorithm converged.	NE	NE
Vascular disorders		< 65 years	352	55,7	0	0,0	362	57,9	0	0,0	NE			NE	NE	NE		NE	NE	NE	NE		NE	NE	NE	NE		NE		NE	NE	NE
Vascular disorders		>= 65 years	280	44,3	0	0,0	263	42,1	1	0,4		*	Quasi-complete separation of data points detected.				*	ERROR: The mean parameter is either invalid or at a limit of its range for some observations.			0,00		Algorithm converged.	0,00	NE	0,3022		>999,99		Algorithm converged.	0,00	NE
Vascular disorders	Hypotension	< 65 years	352	55,7	0	0,0	362	57,9	0	0,0	NE			NE	NE	NE		NE	NE	NE	NE		NE	NE	NE	NE		NE		NE	NE	NE
Vascular disorders	Hypotension	>= 65 years	280	44,3	0	0,0	263	42,1	1	0,4		*	Quasi-complete separation of data points detected.				*	ERROR: The mean parameter is either invalid or at a limit of its range for some observations.			0,00		Algorithm converged.	0,00	NE	0,3022		>999,99		Algorithm converged.	0,00	NE

Includes AEs with onset up to Day 405 (last day of Week 56 analysis visit window).
Test for interaction based on RR (Log-binomial regression)
* indicates convergence problem. Result is uninterpretable.
Clinical cut-off: YOSEMITE 01NOV2021 and RHINE 28OCT2021

Program: root/clinical_studies/RO6867461/CDT70122/share/ACE_pool_DME_CSR_Final/prod/program/t_ae_raw_soc.sas
Output: root/clinical_studies/RO6867461/CDT70122/share/ACE_pool_DME_CSR_Final/prod/output_saf_bc/t_ae_raw_soc_sg_DTHAE_AEWS6_SERC_OCTNOV2021_DME.xls
11AUG2022 19:56

POPULATION: Safety-Evaluable Population B vs. C
ENDPOINT: AEs leading to Death through Week 56
MODEL: Unstratified analysis
STUDY: GR40349 & GR40398
Dichotomous Analysis by Subgroups (Safety)

Baseline BCVA ETDRS letter score

			Faricimab (FTI) (N=632)				Aflibercept (N=625)				Faricimab (FTI) vs. Aflibercept														Aflibercept vs. Faricimab (FTI)			
			Patients		Patients with Event		Patients		Patients with Event		Odds Ratio				Absolute Risk Difference				Relative Risk						Relative Risk			
MedDRA System Organ Class	MedDRA Preferred Term	Level	n	%	n	%	n	%	n	%	Odds Ratio	Convergence Reason	95% Lower CL	95% Upper CL	Absolute Risk	Convergence Reason	95% Lower CL	95% Upper CL	Relative Risk	Convergence Reason	95% Lower CL	95% Upper CL	p-value (Cochran-Mantel-Haenszel)	Interaction Test: p-value (likelihood ratio)	Relative Risk	Convergence Reason	95% Lower CL	95% Upper CL
Cardiac disorders		< 64 letters	281	44,5	2	0,7	284	45,4	2	0,7	1,01	Convergence criterion (GCONV=1E-8) satisfied.	0,14	7,23	0,000	Algorithm converged.	-0,014	0,014	1,01	Algorithm converged.	0,14	7,13	0,9915	0,4467	0,99	Algorithm converged.	0,14	6,98
Cardiac disorders		>= 64 letters	349	55,2	1	0,3	341	54,6	3	0,9	0,32	Convergence criterion (GCONV=1E-8) satisfied.	0,03	3,13	-0,006	Algorithm converged.	-0,017	0,005	0,35	Algorithm converged.	0,03	3,12	0,3051		0,33	Algorithm converged.	0,03	29,37
Cardiac disorders		Missing	2	0,3	0	0,0	0	0,0	0	0,0	NE		NE	NE	NE	NE	NE	NE	NE	NE	NE	NE	NE		NE	NE	NE	NE
Cardiac disorders	Acute myocardial infarction	< 64 letters	281	44,5	0	0,0	284	45,4	1	0,4	*	Quasi-complete separation of data points detected.				ERROR: The mean parameter is either invalid or at a limit of its range for some observations.			0,00	Algorithm converged.	0,00	NE	0,3195	1,0000	>999,99	Algorithm converged.	0,00	NE
Cardiac disorders	Acute myocardial infarction	>= 64 letters	349	55,2	0	0,0	341	54,6	1	0,3	*	Quasi-complete separation of data points detected.				ERROR: The mean parameter is either invalid or at a limit of its range for some observations.			0,00	Algorithm converged.	0,00	NE	0,3117		>999,99	Algorithm converged.	0,00	NE
Cardiac disorders	Acute myocardial infarction	Missing	2	0,3	0	0,0	0	0,0	0	0,0	NE		NE	NE	NE	NE	NE	NE	NE	NE	NE	NE	NE		NE	NE	NE	NE
Cardiac disorders	Cardiac arrest	< 64 letters	281	44,5	0	0,0	284	45,4	1	0,4	*	Quasi-complete separation of data points detected.				ERROR: The mean parameter is either invalid or at a limit of its range for some observations.			0,00	Algorithm converged.	0,00	NE	0,3195	NE	>999,99	Algorithm converged.	0,00	NE
Cardiac disorders	Cardiac arrest	>= 64 letters	349	55,2	0	0,0	341	54,6	0	0,0	NE		NE	NE	NE	NE	NE	NE	NE	NE	NE	NE	NE		NE	NE	NE	NE
Cardiac disorders	Cardiac arrest	Missing	2	0,3	0	0,0	0	0,0	0	0,0	NE		NE	NE	NE	NE	NE	NE	NE	NE	NE	NE	NE		NE	NE	NE	NE
Cardiac disorders	Cardiac failure	< 64 letters	281	44,5	1	0,4	284	45,4	0	0,0	*	Quasi-complete separation of data points detected.				WARNING: Negative of Hessian not positive definite.			NE	Algorithm converged.	NE	NE	0,3147	1,0000	NE	Algorithm converged.	NE	NE
Cardiac disorders	Cardiac failure	>= 64 letters	349	55,2	1	0,3	341	54,6	0	0,0	*	Quasi-complete separation of data points detected.				WARNING: The relative Hessian convergence criterion of 49.7545983605 is greater than the limit of 0.0001. The convergence is questionable.			NE	Algorithm converged.	NE	NE	0,3229		NE	Algorithm converged.	NE	NE
Cardiac disorders	Cardiac failure	Missing	2	0,3	0	0,0	0	0,0	0	0,0	NE		NE	NE	NE	NE	NE	NE	NE	NE	NE	NE	NE		NE	NE	NE	NE
Cardiac disorders	Coronary artery disease	< 64 letters	281	44,5	0	0,0	284	45,4	0	0,0	NE		NE	NE	NE	NE	NE	NE	NE	NE	NE	NE	NE	NE	NE	NE	NE	NE
Cardiac disorders	Coronary artery disease	>= 64 letters	349	55,2	0	0,0	341	54,6	1	0,3	*	Quasi-complete separation of data points detected.				ERROR: The mean parameter is either invalid or at a limit of its range for some observations.			0,00	Algorithm converged.	0,00	NE	0,3117		>999,99	Algorithm converged.	0,00	NE
Cardiac disorders	Coronary artery disease	Missing	2	0,3	0	0,0	0	0,0	0	0,0	NE		NE	NE	NE	NE	NE	NE	NE	NE	NE	NE	NE		NE	NE	NE	NE
Cardiac disorders	Myocardial infarction	< 64 letters	281	44,5	1	0,4	284	45,4	0	0,0	*	Quasi-complete separation of data points detected.				WARNING: Negative of Hessian not positive definite.			NE	Algorithm converged.	NE	NE	0,3147	0,0937	NE	Algorithm converged.	NE	NE
Cardiac disorders	Myocardial infarction	>= 64 letters	349	55,2	0	0,0	341	54,6	1	0,3	*	Quasi-complete separation of data points detected.				ERROR: The mean parameter is either invalid or at a limit of its range for some observations.			0,00	Algorithm converged.	0,00	NE	0,3117		>999,99	Algorithm converged.	0,00	NE
Cardiac disorders	Myocardial infarction	Missing	2	0,3	0	0,0	0	0,0	0	0,0	NE		NE	NE	NE	NE	NE	NE	NE	NE	NE	NE	NE		NE	NE	NE	NE
General disorders and administration site conditions		< 64 letters	281	44,5	1	0,4	284	45,4	0	0,0	*	Quasi-complete separation of data points detected.				WARNING: Negative of Hessian not positive definite.			NE	Algorithm converged.	NE	NE	0,3147	1,0000	NE	Algorithm converged.	NE	NE
General disorders and administration site conditions		>= 64 letters	349	55,2	2	0,6	341	54,6	0	0,0	*	Quasi-complete separation of data points detected.				WARNING: Negative of Hessian not positive definite.			NE	Algorithm converged.	NE	NE	0,1618		NE	Algorithm converged.	NE	NE
General disorders and administration site conditions		Missing	2	0,3	0	0,0	0	0,0	0	0,0	NE		NE	NE	NE	NE	NE	NE	NE	NE	NE	NE	NE		NE	NE	NE	NE
General disorders and administration site conditions	Death	< 64 letters	281	44,5	1	0,4	284	45,4	0	0,0	*	Quasi-complete separation of data points detected.				WARNING: Negative of Hessian not positive definite.			NE	Algorithm converged.	NE	NE	0,3147	1,0000	NE	Algorithm converged.	NE	NE
General disorders and administration site conditions	Death	>= 64 letters	349	55,2	2	0,6	341	54,6	0	0,0	*	Quasi-complete separation of data points detected.				WARNING: Negative of Hessian not positive definite.			NE	Algorithm converged.	NE	NE	0,1618		NE	Algorithm converged.	NE	NE
General disorders and administration site conditions	Death	Missing	2	0,3	0	0,0	0	0,0	0	0,0	NE		NE	NE	NE	NE	NE	NE	NE	NE	NE	NE	NE		NE	NE	NE	NE
Infections and infestations		< 64 letters	281	44,5	1	0,4	284	45,4	0	0,0	*	Quasi-complete separation of data points detected.				WARNING: Negative of Hessian not positive definite.			NE	Algorithm converged.	NE	NE	0,3147	NE	NE	Algorithm converged.	NE	NE
Infections and infestations		>= 64 letters	349	55,2	0	0,0	341	54,6	0	0,0	NE		NE	NE	NE	NE	NE	NE	NE	NE	NE	NE	NE		NE	NE	NE	NE
Infections and infestations		Missing	2	0,3	0	0,0	0	0,0	0	0,0	NE		NE	NE	NE	NE	NE	NE	NE	NE	NE	NE	NE		NE	NE	NE	NE
Infections and infestations	COVID-19	< 64 letters	281	44,5	1	0,4	284	45,4	0	0,0	*	Quasi-complete separation of data points detected.				WARNING: Negative of Hessian not positive definite.			NE	Algorithm converged.	NE	NE	0,3147	NE	NE	Algorithm converged.	NE	NE
Infections and infestations	COVID-19	>= 64 letters	349	55,2	0	0,0	341	54,6	0	0,0	NE		NE	NE	NE	NE	NE	NE	NE	NE	NE	NE	NE		NE	NE	NE	NE
Infections and infestations	COVID-19	Missing	2	0,3	0	0,0	0	0,0	0	0,0	NE		NE	NE	NE	NE	NE	NE	NE	NE	NE	NE	NE		NE	NE	NE	NE
Metabolism and nutrition disorders		< 64 letters	281	44,5	0	0,0	284	45,4	0	0,0	NE		NE	NE	NE	NE	NE	NE	NE	NE	NE	NE	NE	NE	NE	NE	NE	NE
Metabolism and nutrition disorders		>= 64 letters	349	55,2	0	0,0	341	54,6	1	0,3	*	Quasi-complete separation of data points detected.				ERROR: The mean parameter is either invalid or at a limit of its range for some observations.			0,00	Algorithm converged.	0,00	NE	0,3117		>999,99	Algorithm converged.	0,00	NE
Metabolism and nutrition disorders		Missing	2	0,3	0	0,0	0	0,0	0	0,0	NE		NE	NE	NE	NE	NE	NE	NE	NE	NE	NE	NE		NE	NE	NE	NE
Metabolism and nutrition disorders	Type 1 diabetes mellitus	< 64 letters	281	44,5	0	0,0	284	45,4	0	0,0	NE		NE	NE	NE	NE	NE	NE	NE	NE	NE	NE	NE	NE	NE	NE	NE	NE
Metabolism and nutrition disorders	Type 1 diabetes mellitus	>= 64 letters	349	55,2	0	0,0	341	54,6	1	0,3	*	Quasi-complete separation of data points detected.				ERROR: The mean parameter is either invalid or at a limit of its range for some observations.			0,00	Algorithm converged.	0,00	NE	0,3117		>999,99	Algorithm converged.	0,00	NE
Metabolism and nutrition disorders	Type 1 diabetes mellitus	Missing	2	0,3	0	0,0	0	0,0	0	0,0	NE		NE	NE	NE	NE	NE	NE	NE	NE	NE	NE	NE		NE	NE	NE	NE
Neoplasms benign, malignant and unspecified (incl cysts and polyps)		< 64 letters	281	44,5	0	0,0	284	45,4	0	0,0	NE		NE	NE	NE	NE	NE	NE	NE	NE	NE	NE	1,0000		NE	NE	NE	NE
Neoplasms benign, malignant and unspecified (incl cysts and polyps)		>= 64 letters	349	55,2	1	0,3	341	54,6	1	0,3	0,98	Convergence criterion (GCONV=1E-8) satisfied.	0,06	15,88	0,000	Algorithm converged.	-0,008	0,008	0,98	Algorithm converged.	0,06	15,56	0,9869		1,02	Algorithm converged.	0,06	16,31
Neoplasms benign, malignant and unspecified (incl cysts and polyps)		Missing	2	0,3	0	0,0	0	0,0	0	0,0	NE		NE	NE	NE	NE	NE	NE	NE	NE	NE	NE	NE		NE	NE	NE	NE
Neoplasms benign, malignant and unspecified (incl cysts and polyps)	Adenocarcinoma of colon	< 64 letters	281	44,5	0	0,0	284	45,4	0	0,0	NE		NE	NE	NE	NE	NE	NE	NE	NE	NE	NE	NE	NE	NE	NE	NE	NE
Neoplasms benign, malignant and unspecified (incl cysts and polyps)	Adenocarcinoma of colon	>= 64 letters	349	55,2	0	0,0	341	54,6	1	0,3	*	Quasi-complete separation of data points detected.				ERROR: The mean parameter is either invalid or at a limit of its range for some observations.			0,00	Algorithm converged.	0,00	NE	0,3117		>999,99	Algorithm converged.	0,00	NE
Neoplasms benign, malignant and unspecified (incl cysts and polyps)	Adenocarcinoma of colon	Missing	2	0,3	0	0,0	0	0,0	0	0,0	NE		NE	NE	NE	NE	NE	NE	NE	NE	NE	NE	NE		NE	NE	NE	NE
Neoplasms benign, malignant and unspecified (incl cysts and polyps)	Leukaemia	< 64 letters	281	44,5	0	0,0	284	45,4	0	0,0	NE		NE	NE	NE	NE	NE	NE	NE	NE	NE	NE	NE	NE	NE	NE	NE	NE
Neoplasms benign, malignant and unspecified (incl cysts and polyps)	Leukaemia	>= 64 letters	349	55,2	1	0,3	341	54,6	0	0,0	*	Quasi-complete separation of data points detected.				WARNING: The relative Hessian convergence criterion of 53.071571525 is greater than the limit of 0.0001. The convergence is questionable.			NE	Algorithm converged.	NE	NE	0,3229		NE	Algorithm converged.	NE	NE
Neoplasms benign, malignant and unspecified (incl cysts and polyps)	Leukaemia	Missing	2	0,3	0	0,0	0	0,0	0	0,0	NE		NE	NE	NE	NE	NE	NE	NE	NE	NE	NE	NE		NE	NE	NE	NE
Psychiatric disorders		< 64 letters	281	44,5	0	0,0	284	45,4	1	0,4	*	Quasi-complete separation of data points detected.				ERROR: The mean parameter is either invalid or at a limit of its range for some observations.			0,00	Algorithm converged.	0,00	NE	0,3195	NE	>999,99	Algorithm converged.	0,00	NE
Psychiatric disorders		>= 64 letters	349	55,2	0	0,0	341	54,6	0	0,0	NE		NE	NE	NE	NE	NE	NE	NE	NE	NE	NE	NE		NE	NE	NE	NE
Psychiatric disorders		Missing	2	0,3	0	0,0	0	0,0	0	0,0	NE		NE	NE	NE	NE	NE	NE	NE	NE	NE	NE	NE		NE	NE	NE	NE
Psychiatric disorders	Completed suicide	< 64 letters	281	44,5	0	0,0	284	45,4	1	0,4	*	Quasi-complete separation of data points detected.				ERROR: The mean parameter is either invalid or at a limit of its range for some observations.			0,00	Algorithm converged.	0,00	NE	0,3195	NE	>999,99	Algorithm converged.	0,00	NE
Psychiatric disorders	Completed suicide	>= 64 letters	349	55,2	0	0,0	341	54,6	0	0,0	NE		NE	NE	NE	NE	NE	NE	NE	NE	NE	NE	NE		NE	NE	NE	NE
Psychiatric disorders	Completed suicide	Missing	2	0,3	0	0,0	0	0,0	0	0,0	NE		NE	NE	NE	NE	NE	NE	NE	NE	NE	NE	NE		NE	NE	NE	NE
Respiratory, thoracic and mediastinal disorders		< 64 letters	281	44,5	1	0,4	284	45,4	0	0,0	*	Quasi-complete separation of data points detected.				WARNING: Negative of Hessian not positive definite.			NE	Algorithm converged.	NE	NE	0,3147	NE	NE	Algorithm converged.	NE	NE
Respiratory, thoracic and mediastinal disorders		>= 64 letters	349	55,2	0	0,0	341	54,6	0	0,0	NE		NE	NE	NE	NE	NE	NE	NE	NE	NE	NE	NE		NE	NE	NE	NE
Respiratory, thoracic and mediastinal disorders		Missing	2	0,3	0	0,0	0	0,0	0	0,0	NE		NE	NE	NE	NE	NE	NE	NE	NE	NE	NE	NE		NE	NE	NE	NE
Respiratory, thoracic and mediastinal disorders	Pneumonia aspiration	< 64 letters	281	44,5	1	0,4	284	45,4	0	0,0	*	Quasi-complete separation of data points detected.				WARNING: Negative of Hessian not positive definite.			NE	Algorithm converged.	NE	NE	0,3147	NE	NE	Algorithm converged.	NE	NE
Respiratory, thoracic and mediastinal disorders	Pneumonia aspiration	>= 64 letters	349	55,2	0	0,0	341	54,6	0	0,0	NE		NE	NE	NE	NE	NE	NE	NE	NE	NE	NE	NE		NE	NE	NE	NE
Respiratory, thoracic and mediastinal disorders	Pneumonia aspiration	Missing	2	0,3	0	0,0	0	0,0	0	0,0	NE		NE	NE	NE	NE	NE	NE	NE	NE	NE	NE	NE		NE	NE	NE	NE
Vascular disorders		< 64 letters	281	44,5	0	0,0	284	45,4	1	0,4	*	Quasi-complete separation of data points detected.				ERROR: The mean parameter is either invalid or at a limit of its range for some observations.			0,00	Algorithm converged.	0,00	NE	0,3195	NE	>999,99	Algorithm converged.	0,00	NE
Vascular disorders		>= 64 letters	349	55,2	0	0,0	341	54,6	0	0,0	NE		NE	NE	NE	NE	NE	NE	NE	NE	NE	NE	NE		NE	NE	NE	NE
Vascular disorders		Missing	2	0,3	0	0,0	0	0,0	0	0,0	NE		NE	NE	NE	NE	NE	NE	NE	NE	NE	NE	NE		NE	NE	NE	NE
Vascular disorders	Hypotension	< 64 letters	281	44,5	0	0,0	284	45,4	1	0,4	*	Quasi-complete separation of data points detected.				ERROR: The mean parameter is either invalid or at a limit of its range for some observations.			0,00	Algorithm converged.	0,00	NE	0,3195	NE	>999,99	Algorithm converged.	0,00	NE
Vascular disorders	Hypotension	>= 64 letters	349	55,2	0	0,0	341	54,6	0	0,0	NE		NE	NE	NE	NE	NE	NE	NE	NE	NE	NE	NE		NE	NE	NE	NE
Vascular disorders	Hypotension	Missing	2	0,3	0	0,0	0	0,0	0	0,0	NE		NE	NE	NE	NE	NE	NE	NE	NE	NE	NE	NE		NE	NE	NE	NE

Includes AEs with onset up to Day 405 (last day of Week 56 analysis visit window).
Test for interaction based on RR (Log-binomial regression)
* indicates convergence problem. Result is uninterpretable.
Clinical cut-off: YOSEMITE 01NOV2021 and RHINE 28OCT2021

Program: root/clinical_studies/RO6867461/CDT70122/share/ACE_pool_DME_CSR_Final/prod/program/t_ae_raw_soc.sas
Output: root/clinical_studies/RO6867461/CDT70122/share/ACE_pool_DME_CSR_Final/prod/output_saf_bc/t_ae_raw_soc_sg_DTRAE_ARW56_SERC_OCTNOV2021_DME.xls
11AUG2022 19:56

POPULATION: Safety-Evaluable Population B vs. C
ENDPOINT: AEs leading to Death through Week 56
MODEL: Unstratified analysis
STUDY: GA40349 & GA40398
Dichotomous Analysis by Subgroups (Safety)

Geographic region

			Faricimab (FT) (N=632)				Aflibercept (N=625)				Faricimab (FT) vs. Aflibercept												Aflibercept vs. Faricimab (FT)			
			Patients		Patients with Event		Patients		Patients with Event		Odds Ratio				Absolute Risk Difference				Relative Risk				Relative Risk			
MedDRA System Organ Class	MedDRA Preferred Term	Level	n	%	n	%	n	%	n	%	Odds Ratio	Convergence Reason	95% Lower CL	95% Upper CL	Absolute Risk	Convergence Reason	95% Lower CL	95% Upper CL	Relative Risk	Convergence Reason	95% Lower CL	95% Upper CL	p-value (Cochran-Mantel-Haenszel)	Interaction Test p-value (likelihood ratio)	Relative Risk	Convergence Reason	95% Lower CL	95% Upper CL
Cardiac disorders		Europe	219	34,7	1	0,5	218	34,9	2	0,9	0,50	Convergence criterion (GCONV=1E-8) satisfied.	0,04	5,50	-0,005	Algorithm converged.	-0,020	0,010	0,50	Algorithm converged.	0,05	5,49	0,5691	0,9834	2,01	Algorithm converged.	0,18	22,04
Cardiac disorders		America	344	54,4	2	0,6	339	54,2	3	0,9	0,66	Convergence criterion (GCONV=1E-8) satisfied.	0,11	3,94	-0,003	Algorithm converged.	-0,016	0,010	0,66	Algorithm converged.	0,13	3,91	0,6420		1,52	Algorithm converged.	0,26	9,01
Cardiac disorders		Asia Pacific (Inc. Australia)	69	10,9	0	0,0	68	10,9	0	0,0	NE		NE	NE	NE	NE	NE	NE	NE	NE	NE	NE	NE		NE	NE	NE	NE
Cardiac disorders	Acute myocardial infarction	Europe	219	34,7	0	0,0	218	34,9	1	0,5	*	Quasi-complete separation of data points detected.				ERROR: Error in computing the link function, its derivatives, or the variance function.			0,00	Algorithm converged.	0,00	NE	0,3162	NE	>999,99	Algorithm converged.	0,00	NE
Cardiac disorders	Acute myocardial infarction	America	344	54,4	0	0,0	339	54,2	1	0,3	*	Quasi-complete separation of data points detected.				ERROR: The mean parameter is either invalid or at a limit of its range for some observations.			0,00	Algorithm converged.	0,00	NE	0,3138		>999,99	Algorithm converged.	0,00	NE
Cardiac disorders	Acute myocardial infarction	Asia Pacific (Inc. Australia)	69	10,9	0	0,0	68	10,9	0	0,0	NE		NE	NE	NE	NE	NE	NE	NE	NE	NE	NE	NE		NE	NE	NE	NE
Cardiac disorders	Cardiac arrest	Europe	219	34,7	0	0,0	218	34,9	1	0,5	*	Quasi-complete separation of data points detected.				ERROR: Error in computing the link function, its derivatives, or the variance function.			0,00	Algorithm converged.	0,00	NE	0,3162	NE	>999,99	Algorithm converged.	0,00	NE
Cardiac disorders	Cardiac arrest	America	344	54,4	0	0,0	339	54,2	0	0,0	NE		NE	NE	NE	NE	NE	NE	NE	NE	NE	NE	NE		NE	NE	NE	NE
Cardiac disorders	Cardiac arrest	Asia Pacific (Inc. Australia)	69	10,9	0	0,0	68	10,9	0	0,0	NE		NE	NE	NE	NE	NE	NE	NE	NE	NE	NE	NE		NE	NE	NE	NE
Cardiac disorders	Cardiac failure	Europe	219	34,7	1	0,5	218	34,9	0	0,0	*	Quasi-complete separation of data points detected.				WARNING: Negative of Hessian not positive definite.			NE	Algorithm converged.	NE	NE	0,3184	NE	NE	Algorithm converged.	NE	NE
Cardiac disorders	Cardiac failure	America	344	54,4	1	0,3	339	54,2	0	0,0	*	Quasi-complete separation of data points detected.				WARNING: Negative of Hessian not positive definite.			NE	Algorithm converged.	NE	NE	0,3209		NE	Algorithm converged.	NE	NE
Cardiac disorders	Cardiac failure	Asia Pacific (Inc. Australia)	69	10,9	0	0,0	68	10,9	0	0,0	NE		NE	NE	NE	NE	NE	NE	NE	NE	NE	NE	NE		NE	NE	NE	NE
Cardiac disorders	Coronary artery disease	Europe	219	34,7	0	0,0	218	34,9	0	0,0	NE		NE	NE	NE	NE	NE	NE	NE	NE	NE	NE	NE	NE	NE	NE	NE	NE
Cardiac disorders	Coronary artery disease	America	344	54,4	0	0,0	339	54,2	1	0,3	*	Quasi-complete separation of data points detected.				ERROR: The mean parameter is either invalid or at a limit of its range for some observations.			0,00	Algorithm converged.	0,00	NE	0,3138		>999,99	Algorithm converged.	0,00	NE
Cardiac disorders	Coronary artery disease	Asia Pacific (Inc. Australia)	69	10,9	0	0,0	68	10,9	0	0,0	NE		NE	NE	NE	NE	NE	NE	NE	NE	NE	NE	NE		NE	NE	NE	NE
Cardiac disorders	Myocardial infarction	Europe	219	34,7	0	0,0	218	34,9	0	0,0	NE		NE	NE	NE	NE	NE	NE	NE	NE	NE	NE	NE	NE	NE	NE	NE	NE
Cardiac disorders	Myocardial infarction	America	344	54,4	1	0,3	339	54,2	1	0,3	0,99	Convergence criterion (GCONV=1E-8) satisfied.	0,06	15,82	0,000	Algorithm converged.	-0,008	0,008	0,99	Algorithm converged.	0,06	15,63	0,9917		1,01	Algorithm converged.	0,06	16,16
Cardiac disorders	Myocardial infarction	Asia Pacific (Inc. Australia)	69	10,9	0	0,0	68	10,9	0	0,0	NE		NE	NE	NE	NE	NE	NE	NE	NE	NE	NE	NE		NE	NE	NE	NE
General disorders and administration site conditions		Europe	219	34,7	0	0,0	218	34,9	0	0,0	NE		NE	NE	NE	NE	NE	NE	NE	NE	NE	NE	NE	NE	NE	NE	NE	NE
General disorders and administration site conditions		America	344	54,4	3	0,9	339	54,2	0	0,0	*	Quasi-complete separation of data points detected.				WARNING: Negative of Hessian not positive definite.			NE	Algorithm converged.	NE	NE	0,0851		NE	Algorithm converged.	NE	NE
General disorders and administration site conditions		Asia Pacific (Inc. Australia)	69	10,9	0	0,0	68	10,9	0	0,0	NE		NE	NE	NE	NE	NE	NE	NE	NE	NE	NE	NE		NE	NE	NE	NE
General disorders and administration site conditions	Death	Europe	219	34,7	0	0,0	218	34,9	0	0,0	NE		NE	NE	NE	NE	NE	NE	NE	NE	NE	NE	NE	NE	NE	NE	NE	NE
General disorders and administration site conditions	Death	America	344	54,4	3	0,9	339	54,2	0	0,0	*	Quasi-complete separation of data points detected.				WARNING: Negative of Hessian not positive definite.			NE	Algorithm converged.	NE	NE	0,0851		NE	Algorithm converged.	NE	NE
General disorders and administration site conditions	Death	Asia Pacific (Inc. Australia)	69	10,9	0	0,0	68	10,9	0	0,0	NE		NE	NE	NE	NE	NE	NE	NE	NE	NE	NE	NE		NE	NE	NE	NE
Infections and infestations		Europe	219	34,7	0	0,0	218	34,9	0	0,0	NE		NE	NE	NE	NE	NE	NE	NE	NE	NE	NE	NE	NE	NE	NE	NE	NE
Infections and infestations		America	344	54,4	1	0,3	339	54,2	0	0,0	*	Quasi-complete separation of data points detected.				WARNING: Negative of Hessian not positive definite.			NE	Algorithm converged.	NE	NE	0,3209		NE	Algorithm converged.	NE	NE
Infections and infestations		Asia Pacific (Inc. Australia)	69	10,9	0	0,0	68	10,9	0	0,0	NE		NE	NE	NE	NE	NE	NE	NE	NE	NE	NE	NE		NE	NE	NE	NE
Infections and infestations	COVID-19	Europe	219	34,7	0	0,0	218	34,9	0	0,0	NE		NE	NE	NE	NE	NE	NE	NE	NE	NE	NE	NE	NE	NE	NE	NE	NE
Infections and infestations	COVID-19	America	344	54,4	1	0,3	339	54,2	0	0,0	*	Quasi-complete separation of data points detected.				WARNING: Negative of Hessian not positive definite.			NE	Algorithm converged.	NE	NE	0,3209		NE	Algorithm converged.	NE	NE
Infections and infestations	COVID-19	Asia Pacific (Inc. Australia)	69	10,9	0	0,0	68	10,9	0	0,0	NE		NE	NE	NE	NE	NE	NE	NE	NE	NE	NE	NE		NE	NE	NE	NE
Metabolism and nutrition disorders		Europe	219	34,7	0	0,0	218	34,9	0	0,0	NE		NE	NE	NE	NE	NE	NE	NE	NE	NE	NE	NE	NE	NE	NE	NE	NE
Metabolism and nutrition disorders		America	344	54,4	0	0,0	339	54,2	1	0,3	*	Quasi-complete separation of data points detected.				ERROR: The mean parameter is either invalid or at a limit of its range for some observations.			0,00	Algorithm converged.	0,00	NE	0,3138		>999,99	Algorithm converged.	0,00	NE
Metabolism and nutrition disorders		Asia Pacific (Inc. Australia)	69	10,9	0	0,0	68	10,9	0	0,0	NE		NE	NE	NE	NE	NE	NE	NE	NE	NE	NE	NE		NE	NE	NE	NE
Metabolism and nutrition disorders	Type 1 diabetes mellitus	Europe	219	34,7	0	0,0	218	34,9	0	0,0	NE		NE	NE	NE	NE	NE	NE	NE	NE	NE	NE	NE	NE	NE	NE	NE	NE
Metabolism and nutrition disorders	Type 1 diabetes mellitus	America	344	54,4	0	0,0	339	54,2	1	0,3	*	Quasi-complete separation of data points detected.				ERROR: The mean parameter is either invalid or at a limit of its range for some observations.			0,00	Algorithm converged.	0,00	NE	0,3138		>999,99	Algorithm converged.	0,00	NE
Metabolism and nutrition disorders	Type 1 diabetes mellitus	Asia Pacific (Inc. Australia)	69	10,9	0	0,0	68	10,9	0	0,0	NE		NE	NE	NE	NE	NE	NE	NE	NE	NE	NE	NE		NE	NE	NE	NE
Neoplasms benign, malignant and unspecified (incl cysts and polyps)		Europe	219	34,7	0	0,0	218	34,9	0	0,0	NE		NE	NE	NE	NE	NE	NE	NE	NE	NE	NE	NE	NE	NE	NE	NE	NE
Neoplasms benign, malignant and unspecified (incl cysts and polyps)		America	344	54,4	1	0,3	339	54,2	1	0,3	0,99	Convergence criterion (GCONV=1E-8) satisfied.	0,06	15,82	0,000	Algorithm converged.	-0,008	0,008	0,99	Algorithm converged.	0,06	15,63	0,9917		1,01	Algorithm converged.	0,06	16,16
Neoplasms benign, malignant and unspecified (incl cysts and polyps)		Asia Pacific (Inc. Australia)	69	10,9	0	0,0	68	10,9	0	0,0	NE		NE	NE	NE	NE	NE	NE	NE	NE	NE	NE	NE		NE	NE	NE	NE
Neoplasms benign, malignant and unspecified (incl cysts and polyps)	Adenocarcinoma of colon	Europe	219	34,7	0	0,0	218	34,9	0	0,0	NE		NE	NE	NE	NE	NE	NE	NE	NE	NE	NE	NE	NE	NE	NE	NE	NE
Neoplasms benign, malignant and unspecified (incl cysts and polyps)	Adenocarcinoma of colon	America	344	54,4	0	0,0	339	54,2	1	0,3	*	Quasi-complete separation of data points detected.				ERROR: The mean parameter is either invalid or at a limit of its range for some observations.			0,00	Algorithm converged.	0,00	NE	0,3138		>999,99	Algorithm converged.	0,00	NE
Neoplasms benign, malignant and unspecified (incl cysts and polyps)	Adenocarcinoma of colon	Asia Pacific (Inc. Australia)	69	10,9	0	0,0	68	10,9	0	0,0	NE		NE	NE	NE	NE	NE	NE	NE	NE	NE	NE	NE		NE	NE	NE	NE
Neoplasms benign, malignant and unspecified (incl cysts and polyps)	Leukaemia	Europe	219	34,7	0	0,0	218	34,9	0	0,0	NE		NE	NE	NE	NE	NE	NE	NE	NE	NE	NE	NE	NE	NE	NE	NE	NE
Neoplasms benign, malignant and unspecified (incl cysts and polyps)	Leukaemia	America	344	54,4	1	0,3	339	54,2	0	0,0	*	Quasi-complete separation of data points detected.				WARNING: Negative of Hessian not positive definite.			NE	Algorithm converged.	NE	NE	0,3209		NE	Algorithm converged.	NE	NE
Neoplasms benign, malignant and unspecified (incl cysts and polyps)	Leukaemia	Asia Pacific (Inc. Australia)	69	10,9	0	0,0	68	10,9	0	0,0	NE		NE	NE	NE	NE	NE	NE	NE	NE	NE	NE	NE		NE	NE	NE	NE
Psychiatric disorders		Europe	212	34,7	0	0,0	218	34,9	0	0,0	NE		NE	NE	NE	NE	NE	NE	NE	NE	NE	NE	NE	NE	NE	NE	NE	NE
Psychiatric disorders		America	344	54,4	0	0,0	339	54,2	1	0,3	*	Quasi-complete separation of data points detected.				ERROR: The mean parameter is either invalid or at a limit of its range for some observations.			0,00	Algorithm converged.	0,00	NE	0,3138		>999,99	Algorithm converged.	0,00	NE
Psychiatric disorders		Asia Pacific (Inc. Australia)	69	10,9	0	0,0	68	10,9	0	0,0	NE		NE	NE	NE	NE	NE	NE	NE	NE	NE	NE	NE		NE	NE	NE	NE
Psychiatric disorders	Completed suicide	Europe	212	34,7	0	0,0	218	34,9	0	0,0	NE		NE	NE	NE	NE	NE	NE	NE	NE	NE	NE	NE	NE	NE	NE	NE	NE
Psychiatric disorders	Completed suicide	America	344	54,4	0	0,0	339	54,2	1	0,3	*	Quasi-complete separation of data points detected.				ERROR: The mean parameter is either invalid or at a limit of its range for some observations.			0,00	Algorithm converged.	0,00	NE	0,3138		>999,99	Algorithm converged.	0,00	NE
Psychiatric disorders	Completed suicide	Asia Pacific (Inc. Australia)	69	10,9	0	0,0	68	10,9	0	0,0	NE		NE	NE	NE	NE	NE	NE	NE	NE	NE	NE	NE		NE	NE	NE	NE
Respiratory, thoracic and mediastinal disorders		Europe	219	34,7	0	0,0	218	34,9	0	0,0	NE		NE	NE	NE	NE	NE	NE	NE	NE	NE	NE	NE	NE	NE	NE	NE	NE
Respiratory, thoracic and mediastinal disorders		America	344	54,4	1	0,3	339	54,2	0	0,0	*	Quasi-complete separation of data points detected.				WARNING: Negative of Hessian not positive definite.			NE	Algorithm converged.	NE	NE	0,3209		NE	Algorithm converged.	NE	NE
Respiratory, thoracic and mediastinal disorders		Asia Pacific (Inc. Australia)	69	10,9	0	0,0	68	10,9	0	0,0	NE		NE	NE	NE	NE	NE	NE	NE	NE	NE	NE	NE		NE	NE	NE	NE
Respiratory, thoracic and mediastinal disorders	Pneumonia aspiration	Europe	219	34,7	0	0,0	218	34,9	0	0,0	NE		NE	NE	NE	NE	NE	NE	NE	NE	NE	NE	NE	NE	NE	NE	NE	NE
Respiratory, thoracic and mediastinal disorders	Pneumonia aspiration	America	344	54,4	1	0,3	339	54,2	0	0,0	*	Quasi-complete separation of data points detected.				WARNING: Negative of Hessian not positive definite.			NE	Algorithm converged.	NE	NE	0,3209		NE	Algorithm converged.	NE	NE
Respiratory, thoracic and mediastinal disorders	Pneumonia aspiration	Asia Pacific (Inc. Australia)	69	10,9	0	0,0	68	10,9	0	0,0	NE		NE	NE	NE	NE	NE	NE	NE	NE	NE	NE	NE		NE	NE	NE	NE
Vascular disorders		Europe	219	34,7	0	0,0	218	34,9	0	0,0	NE		NE	NE	NE	NE	NE	NE	NE	NE	NE	NE	NE	NE	NE	NE	NE	NE
Vascular disorders		America	344	54,4	0	0,0	339	54,2	1	0,3	*	Quasi-complete separation of data points detected.				ERROR: The mean parameter is either invalid or at a limit of its range for some observations.			0,00	Algorithm converged.	0,00	NE	0,3138		>999,99	Algorithm converged.	0,00	NE
Vascular disorders		Asia Pacific (Inc. Australia)	69	10,9	0	0,0	68	10,9	0	0,0	NE		NE	NE	NE	NE	NE	NE	NE	NE	NE	NE	NE		NE	NE	NE	NE
Vascular disorders	Hypotension	Europe	219	34,7	0	0,0	218	34,9	0	0,0	NE		NE	NE	NE	NE	NE	NE	NE	NE	NE	NE	NE	NE	NE	NE	NE	NE
Vascular disorders	Hypotension	America	344	54,4	0	0,0	339	54,2	1	0,3	*	Quasi-complete separation of data points detected.				ERROR: The mean parameter is either invalid or at a limit of its range for some observations.			0,00	Algorithm converged.	0,00	NE	0,3138		>999,99	Algorithm converged.	0,00	NE
Vascular disorders	Hypotension	Asia Pacific (Inc. Australia)	69	10,9	0	0,0	68	10,9	0	0,0	NE		NE	NE	NE	NE	NE	NE	NE	NE	NE	NE	NE		NE	NE	NE	NE

Includes AEs with onset up to Day 405 (last day of Week 56 analysis visit window).
Test for interaction based on RR (Log-binomial regression)
* indicates convergence problem. Result is uninterpretable.
Clinical cut-off: YOSHMITH 03NOV2021 and RHINE 28OCT2021

Program: root/clinical_studies/RO6867461/CDT70122/share/ACE_pool_DME_CSR_Final/prod/program/t_ae_raw_soc.sas
Output: root/clinical_studies/RO6867461/CDT70122/share/ACE_pool_DME_CSR_Final/prod/output_saf_bc/t_ae_raw_soc_sq_DTHAE_AEW56_SEBC_OCTNOV2021_DME.xls
11AUG2022 19:56

POPULATION: Safety-Evaluable Population B vs. C
ENDPOINT: AEs leading to Death throughout the Entire Study
MODEL: Unstratified analysis
STUDY: GA40349 & GA40398
Dichotomous Analysis by Subgroups (Safety)

All

			Faricimab (PT1) (N=632)				Aflibercept (N=625)				Faricimab (PT1) vs. Aflibercept														Aflibercept vs. Faricimab (PT1)			
			Patients		Patients with Event		Patients		Patients with Event		Odds Ratio				Absolute Risk Difference				Relative Risk						Relative Risk			
MedDRA System Organ Class	MedDRA Preferred Term	Level	n	%	n	%	n	%	n	%	Odds Ratio	Convergence Reason	95% Lower CL	95% Upper CL	Absolute Risk	Convergence Reason	95% Lower CL	95% Upper CL	Relative Risk	Convergence Reason	95% Lower CL	95% Upper CL	p-value (Cochran-Mantel-Haenszel)	Interaction Test: p-value (likelihood ratio)	Relative Risk	Convergence Reason	95% Lower CL	95% Upper CL
Blood and lymphatic system disorders		n/a	632	100,0	1	0,2	625	100,0	0	0,0		* Quasi-complete separation of data points detected.				* WARNING: The relative Hessian convergence criterion of 83.914042706 is greater than the limit of 0.0001. The convergence is questionable.			NE	Algorithm converged.	NE	NE	0,3200	NE	NE	Algorithm converged.	NE	NE
Blood and lymphatic system disorders	Anaemia	n/a	632	100,0	1	0,2	625	100,0	0	0,0		* Quasi-complete separation of data points detected.				* WARNING: The relative Hessian convergence criterion of 83.914042706 is greater than the limit of 0.0001. The convergence is questionable.			NE	Algorithm converged.	NE	NE	0,3200	NE	NE	Algorithm converged.	NE	NE
Cardiac disorders		n/a	632	100,0	7	1,1	625	100,0	10	1,6	0,69	Convergence criterion (GCONV=1E-8) satisfied.	0,26	1,82	-0,005	Algorithm converged.	-0,018	0,008	0,69	Algorithm converged.	0,27	1,81	0,4500	NE	1,44	Algorithm converged.	0,55	3,77
Cardiac disorders	Acute myocardial infarction	n/a	632	100,0	1	0,2	625	100,0	2	0,3	0,49	Convergence criterion (GCONV=1E-8) satisfied.	0,04	5,46	-0,002	Algorithm converged.	-0,007	0,004	0,49	Algorithm converged.	0,04	5,44	0,5569	NE	2,02	Algorithm converged.	0,18	22,25
Cardiac disorders	Cardiac arrest	n/a	632	100,0	0	0,0	625	100,0	1	0,2		* Quasi-complete separation of data points detected.				* WARNING: The relative Hessian convergence criterion of 90.644664276 is greater than the limit of 0.0001. The convergence is questionable.			0,00	Algorithm converged.	0,00	NE	0,3146	NE	>999,99	Algorithm converged.	0,00	NE
Cardiac disorders	Cardiac failure	n/a	632	100,0	3	0,5	625	100,0	1	0,2		* Quasi-complete separation of data points detected.				WARNING: Negative of Hessian not positive definite.			NE	Algorithm converged.	NE	NE	0,0847	NE	NE	Algorithm converged.	NE	NE
Cardiac disorders	Cardio-respiratory arrest	n/a	632	100,0	0	0,0	625	100,0	1	0,2		* Quasi-complete separation of data points detected.				* WARNING: The relative Hessian convergence criterion of 90.644664276 is greater than the limit of 0.0001. The convergence is questionable.			0,00	Algorithm converged.	0,00	NE	0,3146	NE	>999,99	Algorithm converged.	0,00	NE
Cardiac disorders	Cardiopulmonary failure	n/a	632	100,0	1	0,2	625	100,0	0	0,0		* Quasi-complete separation of data points detected.				* WARNING: The relative Hessian convergence criterion of 83.914042706 is greater than the limit of 0.0001. The convergence is questionable.			NE	Algorithm converged.	NE	NE	0,3200	NE	NE	Algorithm converged.	NE	NE
Cardiac disorders	Coronary artery disease	n/a	632	100,0	0	0,0	625	100,0	1	0,2		* Quasi-complete separation of data points detected.				* WARNING: The relative Hessian convergence criterion of 90.644664276 is greater than the limit of 0.0001. The convergence is questionable.			0,00	Algorithm converged.	0,00	NE	0,3146	NE	>999,99	Algorithm converged.	0,00	NE
Cardiac disorders	Hypertensive heart disease	n/a	632	100,0	0	0,0	625	100,0	1	0,2		* Quasi-complete separation of data points detected.				* WARNING: The relative Hessian convergence criterion of 90.644664276 is greater than the limit of 0.0001. The convergence is questionable.			0,00	Algorithm converged.	0,00	NE	0,3146	NE	>999,99	Algorithm converged.	0,00	NE
Cardiac disorders	Myocardial infarction	n/a	632	100,0	2	0,3	625	100,0	4	0,6	0,49	Convergence criterion (GCONV=1E-8) satisfied.	0,09	2,70	-0,003	Algorithm converged.	-0,011	0,004	0,49	Algorithm converged.	0,09	2,69	0,4059	NE	3,02	Algorithm converged.	0,37	13,00
Gastrointestinal disorders		n/a	632	100,0	3	0,5	625	100,0	1	0,2		* Quasi-complete separation of data points detected.				* WARNING: The relative Hessian convergence criterion of 90.644664276 is greater than the limit of 0.0001. The convergence is questionable.			0,00	Algorithm converged.	0,00	NE	0,3146	NE	>999,99	Algorithm converged.	0,00	NE
Gastrointestinal disorders	Intestinal ischaemia	n/a	632	100,0	0	0,0	625	100,0	1	0,2		* Quasi-complete separation of data points detected.				* WARNING: The relative Hessian convergence criterion of 90.644664276 is greater than the limit of 0.0001. The convergence is questionable.			0,00	Algorithm converged.	0,00	NE	0,3146	NE	>999,99	Algorithm converged.	0,00	NE
General disorders and administration site conditions		n/a	632	100,0	7	1,1	625	100,0	1	0,2	6,99	Convergence criterion (GCONV=1E-8) satisfied.	0,89	54,99	0,009	Algorithm converged.	0,001	0,018	6,90	Algorithm converged.	0,85	56,10	0,0347	NE	6,14	Algorithm converged.	0,82	1,17
General disorders and administration site conditions	Death	n/a	632	100,0	6	0,9	625	100,0	1	0,2	5,98	Convergence criterion (GCONV=1E-8) satisfied.	0,72	49,62	0,008	Algorithm converged.	0,000	0,016	5,83	Algorithm converged.	0,72	49,14	0,0602	NE	6,17	Algorithm converged.	0,82	1,40
General disorders and administration site conditions	Hernia obstructive	n/a	632	100,0	1	0,2	625	100,0	0	0,0		* Quasi-complete separation of data points detected.				* WARNING: The relative Hessian convergence criterion of 83.914042706 is greater than the limit of 0.0001. The convergence is questionable.			NE	Algorithm converged.	NE	NE	0,3200	NE	NE	Algorithm converged.	NE	NE
Infections and infestations		n/a	632	100,0	7	1,1	625	100,0	3	0,5	2,32	Convergence criterion (GCONV=1E-8) satisfied.	0,60	9,02	0,006	Algorithm converged.	-0,004	0,016	2,31	Algorithm converged.	0,60	8,88	0,2106	NE	0,43	Algorithm converged.	0,11	1,67
Infections and infestations	COVID-19	n/a	632	100,0	4	0,6	625	100,0	1	0,2	3,97	Convergence criterion (GCONV=1E-8) satisfied.	0,44	35,86	0,005	Algorithm converged.	-0,002	0,012	3,96	Algorithm converged.	0,44	35,25	0,1831	NE	0,25	Algorithm converged.	0,03	2,26
Infections and infestations	COVID-19 pneumonia	n/a	632	100,0	3	0,5	625	100,0	1	0,2	1,98	Convergence criterion (GCONV=1E-8) satisfied.	0,18	21,95	0,002	Algorithm converged.	-0,004	0,007	1,98	Algorithm converged.	0,18	21,76	0,5695	NE	0,51	Algorithm converged.	0,07	5,58
Infections and infestations	Pneumonia	n/a	632	100,0	1	0,2	625	100,0	0	0,0		* Quasi-complete separation of data points detected.				* WARNING: The relative Hessian convergence criterion of 83.914042706 is greater than the limit of 0.0001. The convergence is questionable.			NE	Algorithm converged.	NE	NE	0,3200	NE	NE	Algorithm converged.	NE	NE
Infections and infestations	Suspected COVID-19	n/a	632	100,0	0	0,0	625	100,0	1	0,2		* Quasi-complete separation of data points detected.				* WARNING: The relative Hessian convergence criterion of 90.644664276 is greater than the limit of 0.0001. The convergence is questionable.			0,00	Algorithm converged.	0,00	NE	0,3146	NE	>999,99	Algorithm converged.	0,00	NE
Metabolism and nutrition disorders		n/a	632	100,0	3	0,5	625	100,0	1	0,2		* Quasi-complete separation of data points detected.				* WARNING: The relative Hessian convergence criterion of 90.644664276 is greater than the limit of 0.0001. The convergence is questionable.			0,00	Algorithm converged.	0,00	NE	0,3146	NE	>999,99	Algorithm converged.	0,00	NE
Metabolism and nutrition disorders	Type 1 diabetes mellitus	n/a	632	100,0	0	0,0	625	100,0	1	0,2		* Quasi-complete separation of data points detected.				* WARNING: The relative Hessian convergence criterion of 90.644664276 is greater than the limit of 0.0001. The convergence is questionable.			0,00	Algorithm converged.	0,00	NE	0,3146	NE	>999,99	Algorithm converged.	0,00	NE
Neoplasms benign, malignant and unspecified (incl cysts and polyps)		n/a	632	100,0	2	0,3	625	100,0	2	0,3	0,99	Convergence criterion (GCONV=1E-8) satisfied.	0,14	7,04	0,000	Algorithm converged.	-0,006	0,006	0,99	Algorithm converged.	0,14	7,00	0,9911	NE	1,01	Algorithm converged.	0,14	7,16
Neoplasms benign, malignant and unspecified (incl cysts and polyps)	Adenocarcinoma of colon	n/a	632	100,0	0	0,0	625	100,0	1	0,2		* Quasi-complete separation of data points detected.				* WARNING: The relative Hessian convergence criterion of 90.644664276 is greater than the limit of 0.0001. The convergence is questionable.			0,00	Algorithm converged.	0,00	NE	0,3146	NE	>999,99	Algorithm converged.	0,00	NE
Neoplasms benign, malignant and unspecified (incl cysts and polyps)	Leukaemia	n/a	632	100,0	1	0,2	625	100,0	0	0,0		* Quasi-complete separation of data points detected.				* WARNING: The relative Hessian convergence criterion of 83.914042706 is greater than the limit of 0.0001. The convergence is questionable.			NE	Algorithm converged.	NE	NE	0,3200	NE	NE	Algorithm converged.	NE	NE
Neoplasms benign, malignant and unspecified (incl cysts and polyps)	Pancreatic carcinoma metastatic	n/a	632	100,0	1	0,2	625	100,0	1	0,2	0,99	Convergence criterion (GCONV=1E-8) satisfied.	0,06	15,84	0,000	Algorithm converged.	-0,004	0,004	0,99	Algorithm converged.	0,06	15,78	0,9937	NE	1,01	Algorithm converged.	0,06	16,19
Nervous system disorders		n/a	632	100,0	3	0,5	625	100,0	0	0,0		* Quasi-complete separation of data points detected.				WARNING: Negative of Hessian not positive definite.			NE	Algorithm converged.	NE	NE	0,0847	NE	NE	Algorithm converged.	NE	NE
Nervous system disorders	Cerebral haemorrhage	n/a	632	100,0	1	0,2	625	100,0	0	0,0		* Quasi-complete separation of data points detected.				* WARNING: The relative Hessian convergence criterion of 83.914042706 is greater than the limit of 0.0001. The convergence is questionable.			NE	Algorithm converged.	NE	NE	0,3200	NE	NE	Algorithm converged.	NE	NE
Nervous system disorders	Haemorrhage intracranial	n/a	632	100,0	1	0,2	625	100,0	0	0,0		* Quasi-complete separation of data points detected.				* WARNING: The relative Hessian convergence criterion of 83.914042706 is greater than the limit of 0.0001. The convergence is questionable.			NE	Algorithm converged.	NE	NE	0,3200	NE	NE	Algorithm converged.	NE	NE
Nervous system disorders	Ischaemic stroke	n/a	632	100,0	2	0,3	625	100,0	0	0,0		* Quasi-complete separation of data points detected.				ERROR: The mean parameter is either invalid or at a limit of its range for some observations.			NE	Algorithm converged.	NE	NE	0,1595	NE	NE	Algorithm converged.	NE	NE
Nervous system disorders	Ruptured cerebral aneurysm	n/a	632	100,0	1	0,2	625	100,0	0	0,0		* Quasi-complete separation of data points detected.				* WARNING: The relative Hessian convergence criterion of 83.914042706 is greater than the limit of 0.0001. The convergence is questionable.			NE	Algorithm converged.	NE	NE	0,3200	NE	NE	Algorithm converged.	NE	NE
Psychiatric disorders		n/a	632	100,0	3	0,5	625	100,0	1	0,2		* Quasi-complete separation of data points detected.				* WARNING: The relative Hessian convergence criterion of 90.644664276 is greater than the limit of 0.0001. The convergence is questionable.			0,00	Algorithm converged.	0,00	NE	0,3146	NE	>999,99	Algorithm converged.	0,00	NE
Psychiatric disorders	Completed suicide	n/a	632	100,0	0	0,0	625	100,0	1	0,2		* Quasi-complete separation of data points detected.				* WARNING: The relative Hessian convergence criterion of 90.644664276 is greater than the limit of 0.0001. The convergence is questionable.			0,00	Algorithm converged.	0,00	NE	0,3146	NE	>999,99	Algorithm converged.	0,00	NE
Renal and urinary disorders		n/a	632	100,0	3	0,5	625	100,0	1	0,2		* Quasi-complete separation of data points detected.				* WARNING: The relative Hessian convergence criterion of 90.644664276 is greater than the limit of 0.0001. The convergence is questionable.			0,00	Algorithm converged.	0,00	NE	0,3146	NE	>999,99	Algorithm converged.	0,00	NE
Renal and urinary disorders	Chronic kidney disease	n/a	632	100,0	0	0,0	625	100,0	1	0,2		* Quasi-complete separation of data points detected.				* WARNING: The relative Hessian convergence criterion of 90.644664276 is greater than the limit of 0.0001. The convergence is questionable.			0,00	Algorithm converged.	0,00	NE	0,3146	NE	>999,99	Algorithm converged.	0,00	NE
Respiratory, thoracic and mediastinal disorders		n/a	632	100,0	3	0,5	625	100,0	1	0,2	2,98	Convergence criterion (GCONV=1E-8) satisfied.	0,31	28,68	0,003	Algorithm converged.	-0,003	0,009	2,97	Algorithm converged.	0,31	28,49	0,3221	NE	0,34	Algorithm converged.	0,04	3,23
Respiratory, thoracic and mediastinal disorders	Dyspnoea	n/a	632	100,0	1	0,2	625	100,0	0	0,0		* Quasi-complete separation of data points detected.				* WARNING: The relative Hessian convergence criterion of 78.977922547 is greater than the limit of 0.0001. The convergence is questionable.			NE	Algorithm converged.	NE	NE	0,3200	NE	NE	Algorithm converged.	NE	NE
Respiratory, thoracic and mediastinal disorders	Pneumonia aspiration	n/a	632	100,0	1	0,2	625	100,0	0	0,0		* Quasi-complete separation of data points detected.				* WARNING: The relative Hessian convergence criterion of 83.914042706 is greater than the limit of 0.0001. The convergence is questionable.			NE	Algorithm converged.	NE	NE	0,3200	NE	NE	Algorithm converged.	NE	NE
Respiratory, thoracic and mediastinal disorders	Pulmonary fibrosis	n/a	632	100,0	1	0,2	625	100,0	0	0,0		* Quasi-complete separation of data points detected.				* WARNING: The relative Hessian convergence criterion of 83.914042706 is greater than the limit of 0.0001. The convergence is questionable.			NE	Algorithm converged.	NE	NE	0,3200	NE	NE	Algorithm converged.	NE	NE
Respiratory, thoracic and mediastinal disorders	Respiratory failure	n/a	632	100,0	0	0,0	625	100,0	1	0,2		* Quasi-complete separation of data points detected.				* WARNING: The relative Hessian convergence criterion of 90.644664276 is greater than the limit of 0.0001. The convergence is questionable.			0,00	Algorithm converged.	0,00	NE	0,3146	NE	>999,99	Algorithm converged.	0,00	NE
Vascular disorders		n/a	632	100,0	3	0,5	625	100,0	0	0,0		* Quasi-complete separation of data points detected.				WARNING: Negative of Hessian not positive definite.			0,00	Algorithm converged.	0,00	NE	0,1548	NE	>999,99	Algorithm converged.	0,00	NE
Vascular disorders	Circulatory collapse	n/a	632	100,0	0	0,0	625	100,0	1	0,2		* Quasi-complete separation of data points detected.				* WARNING: The relative Hessian convergence criterion of 90.644664276 is greater than the limit of 0.0001. The convergence is questionable.			0,00	Algorithm converged.	0,00	NE	0,3146	NE	>999,99	Algorithm converged.	0,00	NE
Vascular disorders	Hypotension	n/a	632	100,0	0	0,0	625	100,0	1	0,2		* Quasi-complete separation of data points detected.				* WARNING: The relative Hessian convergence criterion of 90.644664276 is greater than the limit of 0.0001. The convergence is questionable.			0,00	Algorithm converged.	0,00	NE	0,3146	NE	>999,99	Algorithm converged.	0,00	NE

Test for interaction based on RR (Log-binomial regression)
* indicates convergence problem. Result is uninterpretable.
Clinical cut-off: YOSEMITE 01NOV2021 and RHINE 28OCT2021

Program: root/global/globalshare/morse_macros/current/prod/program/t_ae_raw_soc.sas
Output: root/clinical_studies/RO6867461/CDT70122/share/ACE_pool_DME_CSR_Final/prod/output_saf_bc/t_ae_raw_soc_sg_DTHAE_SERC_OCTNOV2021_DME.xls
15MAR2022 15:18

POPULATION: Safety-Evaluable Population B vs. C
ENDPOINT: AEs leading to Death throughout the Entire Study
MODEL: Unstratified analysis
STUDY: GR40349 & GR40398
Dichotomous Analysis by Subgroups (Safety)

Study

			Faricimab (PT) (N=632)			Aflibercept (N=625)			Faricimab (PT) vs. Aflibercept																Aflibercept vs. Faricimab (PT)			
			Patients	Patients with Event		Patients	Patients with Event		Odds Ratio					Absolute Risk Difference				Relative Risk							Relative Risk			
MedDRA System Organ Class	MedDRA Preferred Term	Level	n	n	%	n	n	%	Odds Ratio	Convergence Reason	95% Lower CL	95% Upper CL	Absolute Risk	Convergence Reason	95% Lower CL	95% Upper CL	Relative Risk	Convergence Reason	95% Lower CL	95% Upper CL	p-value (Cochran-Mantel-Haenszel)	Interaction Test p-value (likelihood ratio)	Relative Risk	Convergence Reason	95% Lower CL	95% Upper CL
Blood and lymphatic system disorders		Rhine	319	50,5	0	0,0	314	50,2	0	0,0	NE		NE	NE	NE	NE	NE	NE	NE	NE	NE	NE	NE	NE	NE	NE	NE
Blood and lymphatic system disorders		Yosemite	313	49,5	1	0,3	311	49,8	0	0,0	*	Quasi-complete separation of data points detected.			*	WARNING: Negative of Hessian not positive definite.			NE	Algorithm converged.	NE	NE	0,3189		NE	Algorithm converged.	NE	NE
Blood and lymphatic system disorders	Anaemia	Rhine	319	50,5	0	0,0	314	50,2	0	0,0	NE		NE	NE	NE	NE	NE	NE	NE	NE	NE	NE	NE	NE	NE	NE	NE
Blood and lymphatic system disorders	Anaemia	Yosemite	313	49,5	1	0,3	311	49,8	0	0,0	*	Quasi-complete separation of data points detected.			*	WARNING: Negative of Hessian not positive definite.			NE	Algorithm converged.	NE	NE	0,3189		NE	Algorithm converged.	NE	NE
Cardiac disorders		Rhine	319	50,5	0	0,0	314	50,2	1	0,2	0,28		0,06	1,34	-0,016	Convergence criterion (GCONV=1E-8) satisfied.	0,06	1,34	-0,016	Algorithm converged.	0,06	1,34	0,0880	0,0840	3,56	Algorithm converged.	0,74	16,98
Cardiac disorders		Yosemite	313	49,5	1	0,3	311	49,8	1	0,3	1,67		0,09	7,03	0,000	Convergence criterion (GCONV=1E-8) satisfied.	0,09	7,03	0,000	Algorithm converged.	0,10	6,87	0,4827		0,60	Algorithm converged.	0,15	2,51
Cardiac disorders	Acute myocardial infarction	Rhine	319	50,5	0	0,0	314	50,2	1	0,3	*	Quasi-complete separation of data points detected.			*	ERROR: The mean parameter is either invalid or at a limit of its range for some observations.			0,00	Algorithm converged.	0,00	NE	0,3135	0,3045	>999,99	Algorithm converged.	0,00	NE
Cardiac disorders	Acute myocardial infarction	Yosemite	313	49,5	0	0,0	311	49,8	1	0,3	0,99		0,06	15,96	0,000	Convergence criterion (GCONV=1E-8) satisfied.	0,06	15,96	0,000	Algorithm converged.	-0,009	0,009	0,0984		1,01	Algorithm converged.	0,06	16,02
Cardiac disorders	Cardiac arrest	Rhine	319	50,5	0	0,0	314	50,2	1	0,3	*	Quasi-complete separation of data points detected.			*	ERROR: The mean parameter is either invalid or at a limit of its range for some observations.			0,00	Algorithm converged.	0,00	NE	0,3135	NE	>999,99	Algorithm converged.	0,00	NE
Cardiac disorders	Cardiac arrest	Yosemite	313	49,5	0	0,0	311	49,8	0	0,0	NE		NE	NE	NE	NE	NE	NE	NE	NE	NE	NE	NE	NE	NE	NE	NE
Cardiac disorders	Cardiac failure	Rhine	319	50,5	1	0,3	314	50,2	0	0,0	*	Quasi-complete separation of data points detected.			*	WARNING: The relative Hessian convergence criterion of 46.424829332 is greater than the limit of 0.0001. The convergence is questionable.			NE	Algorithm converged.	NE	NE	0,3211	1,0000	NE	Algorithm converged.	NE	NE
Cardiac disorders	Cardiac failure	Yosemite	313	49,5	2	0,6	311	49,8	0	0,0	*	Quasi-complete separation of data points detected.			*	WARNING: Negative of Hessian not positive definite.			NE	Algorithm converged.	NE	NE	0,1583		NE	Algorithm converged.	NE	NE
Cardiac disorders	Cardio-respiratory arrest	Rhine	319	50,5	1	0,3	314	50,2	1	0,3	*	Quasi-complete separation of data points detected.			*	ERROR: The mean parameter is either invalid or at a limit of its range for some observations.			0,00	Algorithm converged.	0,00	NE	0,3135	NE	>999,99	Algorithm converged.	0,00	NE
Cardiac disorders	Cardio-respiratory arrest	Yosemite	313	49,5	0	0,0	311	49,8	0	0,0	NE		NE	NE	NE	NE	NE	NE	NE	NE	NE	NE	NE	NE	NE	NE	NE
Cardiac disorders	Cardiopulmonary failure	Rhine	319	50,5	0	0,0	314	50,2	0	0,0	NE		NE	NE	NE	NE	NE	NE	NE	NE	NE	NE	NE	NE	NE	NE	NE
Cardiac disorders	Cardiopulmonary failure	Yosemite	313	49,5	1	0,3	311	49,8	0	0,0	*	Quasi-complete separation of data points detected.			*	WARNING: Negative of Hessian not positive definite.			NE	Algorithm converged.	NE	NE	0,3189		NE	Algorithm converged.	NE	NE
Cardiac disorders	Coronary artery disease	Rhine	319	50,5	0	0,0	314	50,2	1	0,3	*	Quasi-complete separation of data points detected.			*	ERROR: The mean parameter is either invalid or at a limit of its range for some observations.			0,00	Algorithm converged.	0,00	NE	0,3135	NE	>999,99	Algorithm converged.	0,00	NE
Cardiac disorders	Coronary artery disease	Yosemite	313	49,5	0	0,0	311	49,8	0	0,0	NE		NE	NE	NE	NE	NE	NE	NE	NE	NE	NE	NE	NE	NE	NE	NE
Cardiac disorders	Hypertensive heart disease	Rhine	319	50,5	0	0,0	314	50,2	1	0,3	*	Quasi-complete separation of data points detected.			*	ERROR: The mean parameter is either invalid or at a limit of its range for some observations.			0,00	Algorithm converged.	0,00	NE	0,3135	NE	>999,99	Algorithm converged.	0,00	NE
Cardiac disorders	Hypertensive heart disease	Yosemite	313	49,5	0	0,0	311	49,8	0	0,0	NE		NE	NE	NE	NE	NE	NE	NE	NE	NE	NE	NE	NE	NE	NE	NE
Cardiac disorders	Myocardial infarction	Rhine	319	50,5	3	0,9	314	50,2	2	0,6	0,49	Convergence criterion (GCONV=1E-8) satisfied.	0,04	5,44	-0,003	Convergence criterion (GCONV=1E-8) satisfied.	-0,014	0,007	0,489	Algorithm converged.	0,04	5,40	0,9593	0,9957	0,03	Algorithm converged.	0,19	12,29
Cardiac disorders	Myocardial infarction	Yosemite	313	49,5	1	0,3	311	49,8	3	0,9	0,50	Convergence criterion (GCONV=1E-8) satisfied.	0,04	5,49	-0,003	Algorithm converged.	-0,014	0,008	0,501	Algorithm converged.	0,05	5,45	0,9583		0,01	Algorithm converged.	0,18	12,06
Gastrointestinal disorders		Rhine	319	50,5	0	0,0	314	50,2	0	0,0	NE		NE	NE	NE	NE	NE	NE	NE	NE	NE	NE	NE	NE	NE	NE	NE
Gastrointestinal disorders		Yosemite	313	49,5	0	0,0	311	49,8	1	0,3	*	Quasi-complete separation of data points detected.			*	ERROR: The mean parameter is either invalid or at a limit of its range for some observations.			0,00	Algorithm converged.	0,00	NE	0,3135		>999,99	Algorithm converged.	0,00	NE
Gastrointestinal disorders	Intestinal ischaemia	Rhine	319	50,5	0	0,0	314	50,2	0	0,0	NE		NE	NE	NE	NE	NE	NE	NE	NE	NE	NE	NE	NE	NE	NE	NE
Gastrointestinal disorders	Intestinal ischaemia	Yosemite	313	49,5	0	0,0	311	49,8	1	0,3	*	Quasi-complete separation of data points detected.			*	ERROR: The mean parameter is either invalid or at a limit of its range for some observations.			0,00	Algorithm converged.	0,00	NE	0,3158		>999,99	Algorithm converged.	0,00	NE
General disorders and administration site conditions		Rhine	319	50,5	2	0,6	314	50,2	0	0,0	*	Quasi-complete separation of data points detected.			*	WARNING: Negative of Hessian not positive definite.			NE	Algorithm converged.	NE	NE	0,1603	0,4319	NE	Algorithm converged.	NE	NE
General disorders and administration site conditions		Yosemite	313	49,5	5	1,6	311	49,8	1	0,3	5,03	Convergence criterion (GCONV=1E-8) satisfied.	0,58	43,93	0,013	Algorithm converged.	-0,002	0,028	4,87	Algorithm converged.	0,58	42,28	0,1027		0,20	Algorithm converged.	0,02	1,71
General disorders and administration site conditions	Death	Rhine	319	50,5	1	0,3	314	50,2	0	0,0	*	Quasi-complete separation of data points detected.			*	WARNING: The relative Hessian convergence criterion of 46.424829332 is greater than the limit of 0.0001. The convergence is questionable.			NE	Algorithm converged.	NE	NE	0,3211	0,5642	NE	Algorithm converged.	NE	NE
General disorders and administration site conditions	Death	Yosemite	313	49,5	5	1,6	311	49,8	1	0,3	5,03	Convergence criterion (GCONV=1E-8) satisfied.	0,58	43,93	0,013	Algorithm converged.	-0,002	0,028	4,87	Algorithm converged.	0,58	42,28	0,1027		0,20	Algorithm converged.	0,02	1,71
General disorders and administration site conditions	Hernia obstructive	Rhine	319	50,5	1	0,3	314	50,2	0	0,0	*	Quasi-complete separation of data points detected.			*	WARNING: The relative Hessian convergence criterion of 46.424829332 is greater than the limit of 0.0001. The convergence is questionable.			NE	Algorithm converged.	NE	NE	0,3211	NE	NE	Algorithm converged.	NE	NE
General disorders and administration site conditions	Hernia obstructive	Yosemite	313	49,5	0	0,0	311	49,8	0	0,0	NE		NE	NE	NE	NE	NE	NE	NE	NE	NE	NE	NE	NE	NE	NE	NE
Infections and infestations		Rhine	319	50,5	3	0,9	314	50,2	0	0,0	*	Quasi-complete separation of data points detected.			*	WARNING: Negative of Hessian not positive definite.			NE	Algorithm converged.	NE	NE	0,0852	0,1036	NE	Algorithm converged.	NE	NE
Infections and infestations		Yosemite	313	49,5	4	1,3	311	49,8	3	1,0	1,33		0,29	5,99	0,003	Convergence criterion (GCONV=1E-8) satisfied.	-0,013	0,020	1,32	Algorithm converged.	0,30	5,87	0,7104		0,75	Algorithm converged.	0,17	3,34
Infections and infestations	COVID-19	Rhine	319	50,5	1	0,3	314	50,2	0	0,0	*	Quasi-complete separation of data points detected.			*	WARNING: The relative Hessian convergence criterion of 49.519817954 is greater than the limit of 0.0001. The convergence is questionable.			NE	Algorithm converged.	NE	NE	0,3211	0,4786	NE	Algorithm converged.	NE	NE
Infections and infestations	COVID-19	Yosemite	313	49,5	3	1,0	311	49,8	1	0,3	3,00	Convergence criterion (GCONV=1E-8) satisfied.	0,31	28,99	0,006	Algorithm converged.	-0,006	0,019	2,99	Algorithm converged.	0,31	28,52	0,3193		0,24	Algorithm converged.	0,04	3,21
Infections and infestations	COVID-19 pneumonia	Rhine	319	50,5	1	0,3	314	50,2	0	0,0	*	Quasi-complete separation of data points detected.			*	WARNING: The relative Hessian convergence criterion of 46.424829332 is greater than the limit of 0.0001. The convergence is questionable.			NE	Algorithm converged.	NE	NE	0,3211	0,3074	NE	Algorithm converged.	NE	NE
Infections and infestations	COVID-19 pneumonia	Yosemite	313	49,5	1	0,3	311	49,8	1	0,3	0,99		0,06	15,96	0,000	Convergence criterion (GCONV=1E-8) satisfied.	-0,009	0,009	0,993	Algorithm converged.	0,06	15,81	0,9964		1,01	Algorithm converged.	0,06	16,02
Infections and infestations	Pneumonia	Rhine	319	50,5	1	0,3	314	50,2	0	0,0	*	Quasi-complete separation of data points detected.			*	WARNING: Negative of Hessian not positive definite.			NE	Algorithm converged.	NE	NE	0,3211	NE	NE	Algorithm converged.	NE	NE
Infections and infestations	Pneumonia	Yosemite	313	49,5	0	0,0	311	49,8	0	0,0	NE		NE	NE	NE	NE	NE	NE	NE	NE	NE	NE	NE	NE	NE	NE	NE
Infections and infestations	Suspected COVID-19	Rhine	319	50,5	0	0,0	314	50,2	0	0,0	NE		NE	NE	NE	NE	NE	NE	NE	NE	NE	NE	NE	NE	NE	NE	NE
Infections and infestations	Suspected COVID-19	Yosemite	313	49,5	0	0,0	311	49,8	1	0,3	*	Quasi-complete separation of data points detected.			*	ERROR: The mean parameter is either invalid or at a limit of its range for some observations.			0,00	Algorithm converged.	0,00	NE	0,3158		>999,99	Algorithm converged.	0,00	NE
Metabolism and nutrition disorders		Rhine	319	50,5	0	0,0	314	50,2	1	0,3	*	Quasi-complete separation of data points detected.			*	ERROR: The mean parameter is either invalid or at a limit of its range for some observations.			0,00	Algorithm converged.	0,00	NE	0,3135	NE	>999,99	Algorithm converged.	0,00	NE
Metabolism and nutrition disorders		Yosemite	313	49,5	0	0,0	311	49,8	0	0,0	NE		NE	NE	NE	NE	NE	NE	NE	NE	NE	NE	NE	NE	NE	NE	NE
Metabolism and nutrition disorders	Type 1 diabetes mellitus	Rhine	319	50,5	0	0,0	314	50,2	1	0,3	*	Quasi-complete separation of data points detected.			*	ERROR: The mean parameter is either invalid or at a limit of its range for some observations.			0,00	Algorithm converged.	0,00	NE	0,3135	NE	>999,99	Algorithm converged.	0,00	NE
Metabolism and nutrition disorders	Type 1 diabetes mellitus	Yosemite	313	49,5	0	0,0	311	49,8	0	0,0	NE		NE	NE	NE	NE	NE	NE	NE	NE	NE	NE	NE	NE	NE	NE	NE
Neoplasms benign, malignant and unspecified (incl cysts and polyps)		Rhine	319	50,5	0	0,0	314	50,2	1	0,3	*	Quasi-complete separation of data points detected.			*	ERROR: The mean parameter is either invalid or at a limit of its range for some observations.			0,00	Algorithm converged.	0,00	NE	0,3135	0,1873	>999,99	Algorithm converged.	0,00	NE
Neoplasms benign, malignant and unspecified (incl cysts and polyps)		Yosemite	313	49,5	2	0,6	311	49,8	1	0,3	1,99		0,18	22,10	0,003	Convergence criterion (GCONV=1E-8) satisfied.	-0,008	0,014	1,99	Algorithm converged.	0,18	21,80	0,5688		0,50	Algorithm converged.	0,05	5,52
Neoplasms benign, malignant and unspecified (incl cysts and polyps)	Adenocarcinoma of colon	Rhine	319	50,5	0	0,0	314	50,2	0	0,0	NE		NE	NE	NE	NE	NE	NE	NE	NE	NE	NE	NE	NE	NE	NE	NE
Neoplasms benign, malignant and unspecified (incl cysts and polyps)	Adenocarcinoma of colon	Yosemite	313	49,5	0	0,0	311	49,8	1	0,3	*	Quasi-complete separation of data points detected.			*	ERROR: The mean parameter is either invalid or at a limit of its range for some observations.			0,00	Algorithm converged.	0,00	NE	0,3158		>999,99	Algorithm converged.	0,00	NE
Neoplasms benign, malignant and unspecified (incl cysts and polyps)	Leukaemia	Rhine	319	50,5	0	0,0	314	50,2	0	0,0	NE		NE	NE	NE	NE	NE	NE	NE	NE	NE	NE	NE	NE	NE	NE	NE
Neoplasms benign, malignant and unspecified (incl cysts and polyps)	Leukaemia	Yosemite	313	49,5	1	0,3	311	49,8	1	0,3	*	Quasi-complete separation of data points detected.			*	WARNING: The relative Hessian convergence criterion of 46.2109352077 is greater than the limit of 0.0001. The convergence is questionable.			NE	Algorithm converged.	NE	NE	0,3189		NE	Algorithm converged.	NE	NE
Neoplasms benign, malignant and unspecified (incl cysts and polyps)	Pancreatic carcinoma metastatic	Rhine	319	50,5	0	0,0	314	50,2	1	0,3	*	Quasi-complete separation of data points detected.			*	ERROR: The mean parameter is either invalid or at a limit of its range for some observations.			0,00	Algorithm converged.	0,00	NE	0,3135	0,0951	>999,99	Algorithm converged.	0,00	NE
Neoplasms benign, malignant and unspecified (incl cysts and polyps)	Pancreatic carcinoma metastatic	Yosemite	313	49,5	1	0,3	311	49,8	0	0,0	*	Quasi-complete separation of data points detected.			*	WARNING: The relative Hessian convergence criterion of 49.184997554 is greater than the limit of 0.0001. The convergence is questionable.			NE	Algorithm converged.	NE	NE	0,3189		NE	Algorithm converged.	NE	NE
Nervous system disorders		Rhine	319	50,5	1	0,3	314	50,2	0	0,0	*	Quasi-complete separation of data points detected.			*	WARNING: The relative Hessian convergence criterion of 46.424829332 is greater than the limit of 0.0001. The convergence is questionable.			NE	Algorithm converged.	NE	NE	0,3211	1,0000	NE	Algorithm converged.	NE	NE
Nervous system disorders		Yosemite	313	49,5	2	0,6	311	49,8	0	0,0	*	Quasi-complete separation of data points detected.			*	WARNING: Negative of Hessian not positive definite.			NE	Algorithm converged.	NE	NE	0,1583		NE	Algorithm converged.	NE	NE
Nervous system disorders	Cerebral haemorrhage	Rhine	319	50,5	0	0,0	314	50,2	0	0,0	NE		NE	NE	NE	NE	NE	NE	NE	NE	NE	NE	NE	NE	NE	NE	NE
Nervous system disorders	Cerebral haemorrhage	Yosemite	313	49,5	1	0,3	311	49,8	0	0,0	*	Quasi-complete separation of data points detected.			*	WARNING: Negative of Hessian not positive definite.			NE	Algorithm converged.	NE	NE	0,3189		NE	Algorithm converged.	NE	NE
Nervous system disorders	Haemorrhage intracranial	Rhine	319	50,5	0	0,0	314	50,2	0	0,0	NE		NE	NE	NE	NE	NE	NE	NE	NE	NE	NE	NE	NE	NE	NE	NE
Nervous system disorders	Haemorrhage intracranial	Yosemite	313	49,5	2	0,6	311	49,8	0	0,0	*	Quasi-complete separation of data points detected.			*	WARNING: Negative of Hessian not positive definite.			NE	Algorithm converged.	NE	NE	0,1583		NE	Algorithm converged.	NE	NE
Nervous system disorders	Ischaemic stroke	Rhine	319	50,5	2	0,6	314	50,2	0	0,0	*	Quasi-complete separation of data points detected.			*	WARNING: The relative Hessian convergence criterion of 46.424829332 is greater than the limit of 0.0001. The convergence is questionable.			NE	Algorithm converged.	NE	NE	0,3211	1,0000	NE	Algorithm converged.	NE	NE
Nervous system disorders	Ischaemic stroke	Yosemite	313	49,5	2	0,6	311	49,8	0	0,0	*	Quasi-complete separation of data points detected.			*	WARNING: Negative of Hessian not positive definite.			NE	Algorithm converged.	NE	NE	0,3189		NE	Algorithm converged.	NE	NE
Nervous system disorders	Ruptured cerebral aneurysm	Rhine	319	50,5	0	0,0	314	50,2	0	0,0	NE		NE	NE	NE	NE	NE	NE	NE	NE	NE	NE	NE	NE	NE	NE	NE
Nervous system disorders	Ruptured cerebral aneurysm	Yosemite	313	49,5	1	0,3	311	49,8	0	0,0	*	Quasi-complete separation of data points detected.			*	WARNING: Negative of Hessian not positive definite.			NE	Algorithm converged.	NE	NE	0,3189		NE	Algorithm converged.	NE	NE
Psychiatric disorders		Rhine	319	50,5	0	0,0	314	50,2	0	0,0	NE		NE	NE	NE	NE	NE	NE	NE	NE	NE	NE	NE	NE	NE	NE	NE
Psychiatric disorders		Yosemite	313	49,5	0	0,0	311	49,8	1	0,3	*	Quasi-complete separation of data points detected.			*	ERROR: The mean parameter is either invalid or at a limit of its range for some observations.			0,00	Algorithm converged.	0,00	NE	0,3158		>999,99	Algorithm converged.	0,00	NE
Psychiatric disorders	Completed suicide	Rhine	319	50,5	0	0,0	314	50,2	1	0,3	NE		NE	NE	NE	NE	NE	NE	NE	NE	NE	NE	NE	NE	NE	NE	NE
Psychiatric disorders	Completed suicide	Yosemite	313	49,5	0	0,0	311	49,8	1	0,3	*	Quasi-complete separation of data points detected.			*	ERROR: The mean parameter is either invalid or at a limit of its range for some observations.			0,00	Algorithm converged.	0,00	NE	0,3158		>999,99	Algorithm converged.	0,00	NE
Renal and urinary disorders		Rhine	319	50,5	0	0,0	314	50,2	0	0,0	NE		NE	NE	NE	NE	NE	NE	NE	NE	NE	NE	NE	NE	NE	NE	NE
Renal and urinary disorders		Yosemite	313	49,5	0	0,0	311	49,8	1	0,3	*	Quasi-complete separation of data points detected.			*	ERROR: The mean parameter is either invalid or at a limit of its range for some observations.			0,00	Algorithm converged.	0,00	NE	0,3158		>999,99	Algorithm converged.	0,00	NE
Renal and urinary disorders	Chronic kidney disease	Rhine	319	50,5	0	0,0	314	50,2	0	0,0	NE		NE	NE	NE	NE	NE	NE	NE	NE	NE	NE	NE	NE	NE	NE	NE
Renal and urinary disorders	Chronic kidney disease	Yosemite	313	49,5	0	0,0	311	49,8	1	0,3	*	Quasi-complete separation of data points detected.			*	ERROR: The mean parameter is either invalid or at a limit of its range for some observations.			0,00	Algorithm converged.	0,00	NE	0,3158		>999,99	Algorithm converged.	0,00	NE
Respiratory, thoracic and mediastinal disorders		Rhine	319	50,5	1	0,3	314	50,2	0	0,0	*	Quasi-complete separation of data points detected.			*	WARNING: The relative Hessian convergence criterion of 49.519817954 is greater than the limit of 0.0001. The convergence is questionable.			NE	Algorithm converged.	NE	NE	0,3211	0,4111	NE	Algorithm converged.	NE	NE
Respiratory, thoracic and mediastinal disorders		Yosemite	313	49,5	3	0,9	311	49,8	1	0,3	1,99		0,18	22,10	0,003	Convergence criterion (GCONV=1E-8) satisfied.	-0,008	0,014	1,99	Algorithm converged.	0,18	21,80	0,5688		0,50	Algorithm converged.	0,05	5,52

Respiratory, thoracic and mediastinal disorders	Dyspnoea	Rhine	319	50,5		1	0,3	314	50,2		0	0,0		*	Quasi-complete separation of data points detected.				*	WARNING: The relative Hessian convergence criterion of 49.519817954 is greater than the limit of 0.0001. The convergence is questionable.			NE		Algorithm converged.	NE	NE	0,3211		NE		Algorithm converged.	NE	NE
Respiratory, thoracic and mediastinal disorders	Dyspnoea	Yosemite	313	49,5		0	0,0	311	49,8		0	0,0	NE			NE	NE	NE		NE			NE		NE	NE	NE	NE		NE		NE	NE	NE
Respiratory, thoracic and mediastinal disorders	Pneumonia aspiration	Rhine	319	50,5		0	0,0	314	50,2		0	0,0	NE			NE	NE	NE		NE			NE		NE	NE	NE	NE		NE		NE	NE	NE
Respiratory, thoracic and mediastinal disorders	Pneumonia aspiration	Yosemite	313	49,5		1	0,3	311	49,8		0	0,0		*	Quasi-complete separation of data points detected.				*	WARNING: Negative of Hessian not positive definite.			NE		Algorithm converged.	NE	NE	0,3183		NE		Algorithm converged.	NE	NE
Respiratory, thoracic and mediastinal disorders	Pulmonary fibrosis	Rhine	319	50,5		0	0,0	314	50,2		0	0,0	NE			NE	NE	NE		NE			NE		NE	NE	NE	NE		NE		NE	NE	NE
Respiratory, thoracic and mediastinal disorders	Pulmonary fibrosis	Yosemite	313	49,5		1	0,3	311	49,8		0	0,0		*	Quasi-complete separation of data points detected.				*	WARNING: Negative of Hessian not positive definite.			NE		Algorithm converged.	NE	NE	0,3183		NE		Algorithm converged.	NE	NE
Respiratory, thoracic and mediastinal disorders	Respiratory failure	Rhine	319	50,5		0	0,0	314	50,2		0	0,0	NE			NE	NE	NE		NE			NE		NE	NE	NE	NE		NE		NE	NE	NE
Respiratory, thoracic and mediastinal disorders	Respiratory failure	Yosemite	313	49,5		0	0,0	311	49,8		1	0,3		*	Quasi-complete separation of data points detected.				*	ERROR: The mean parameter is either invalid or at a limit of its range for some observations.			0,00		Algorithm converged.	0,00	NE	0,3198		>999,99		Algorithm converged.	0,00	NE
Vascular disorders		Rhine	319	50,5		0	0,0	314	50,2		1	0,3		*	Quasi-complete separation of data points detected.				*	ERROR: The mean parameter is either invalid or at a limit of its range for some observations.			0,00		Algorithm converged.	0,00	NE	0,3199	1,0001	>999,99		Algorithm converged.	0,00	NE
Vascular disorders		Yosemite	313	49,5		0	0,0	311	49,8		1	0,3		*	Quasi-complete separation of data points detected.				*	ERROR: The mean parameter is either invalid or at a limit of its range for some observations.			0,00		Algorithm converged.	0,00	NE	0,3198		>999,99		Algorithm converged.	0,00	NE
Vascular disorders	Circulatory collapse	Rhine	319	50,5		0	0,0	314	50,2		0	0,0	NE			NE	NE	NE		NE			NE		NE	NE	NE	NE		NE		NE	NE	NE
Vascular disorders	Circulatory collapse	Yosemite	313	49,5		0	0,0	311	49,8		1	0,3		*	Quasi-complete separation of data points detected.				*	ERROR: The mean parameter is either invalid or at a limit of its range for some observations.			0,00		Algorithm converged.	0,00	NE	0,3198		>999,99		Algorithm converged.	0,00	NE
Vascular disorders	Hypotension	Rhine	319	50,5		0	0,0	314	50,2		1	0,3		*	Quasi-complete separation of data points detected.				*	ERROR: The mean parameter is either invalid or at a limit of its range for some observations.			0,00		Algorithm converged.	0,00	NE	0,3199	NE	>999,99		Algorithm converged.	0,00	NE
Vascular disorders	Hypotension	Yosemite	313	49,5		0	0,0	311	49,8		0	0,0	NE			NE	NE	NE		NE			NE		NE	NE	NE	NE		NE		NE	NE	NE

Test for interaction based on RR (Log-binomial regression)
* indicates convergence problem. Result is uninterpretable.
Clinical cut-off: YOSEMITE 01NOV2021 and RHINE 28OCT2021

Program: root/global/globalshare/morse_macros/current/prod/program/t_ae_raw_soc.sas
Output: root/clinical_studies/BO6867441/CDT70122/share/ACE_pool_DME_CSR_Final/prod/output_saf_bc/t_ae_raw_soc_sg2_DTRAE_SEBC_OCTNOV2021_DME.xls
17MAR2022 0:15

POPULATION: Safety-Evaluable Population B vs. C
ENDPOINT: AEs leading to Death throughout the Entire Study
MODEL: Unstratified analysis
STUDY: GS40349 & GS40398
Dichotomous Analysis by Subgroups (Safety)

Sex

			Faricimab (FTI) (N=632)				Aflibercept (N=625)				Faricimab (FTI) vs. Aflibercept												Aflibercept vs. Faricimab (FTI)			
			Patients		Patients with Event		Patients		Patients with Event		Odds Ratio				Absolute Risk Difference				Relative Risk						Relative Risk			
MedDRA System Organ Class	MedDRA Preferred Term	Level	n	%	n	%	n	%	n	%	Odds Ratio	Convergence Reason	95% Lower CL	95% Upper CL	Absolute Risk	Convergence Reason	95% Lower CL	95% Upper CL	Relative Risk	Convergence Reason	95% Lower CL	95% Upper CL	p-value (Cochran-Mantel-Haenszel)	Interaction Test p-value (likelihood ratio)	Relative Risk	Convergence Reason	95% Lower CL	95% Upper CL
Blood and lymphatic system disorders		Male	396	62,7	0	0,0	363	58,1	0	0,0	NE				NE				NE						NE			
Blood and lymphatic system disorders		Female	236	37,3	1	0,4	262	41,9	0	0,0		* Quasi-complete separation of data points detected.							NE	Algorithm converged.	NE	NE	0,2920		NE	Algorithm converged.	NE	NE
Blood and lymphatic system disorders	Anaemia	Male	396	62,7	0	0,0	363	58,1	0	0,0	NE				NE				NE						NE			
Blood and lymphatic system disorders	Anaemia	Female	236	37,3	1	0,4	262	41,9	0	0,0		* Quasi-complete separation of data points detected.							NE	Algorithm converged.	NE	NE	0,2920		NE	Algorithm converged.	NE	NE
Cardiac disorders		Male	396	62,7	3	0,8	363	58,1	5	1,4	0,55	Convergence criterion (GCONV=1E-8) satisfied.	0,13	2,32	-0,006				0,55	Algorithm converged.	0,13	2,29	0,4602	0,6258	1,82	Algorithm converged.	0,44	7,55
Cardiac disorders		Female	236	37,3	4	1,7	262	41,9	3	1,1	1,9	Convergence criterion (GCONV=1E-8) satisfied.	0,24	9,36	-0,001				1,9	Algorithm converged.	0,24	9,27	0,8584		1,11	Algorithm converged.	0,31	8,14
Cardiac disorders	Acute myocardial infarction	Male	396	62,7	0	0,0	363	58,1	0	0,0	NE				NE				NE				1,0000		NE			
Cardiac disorders	Acute myocardial infarction	Female	236	37,3	1	0,4	262	41,9	2	0,8	0,53	Convergence criterion (GCONV=1E-8) satisfied.	0,03	6,14	-0,003				0,54	Algorithm converged.	0,05	6,08	0,6201		1,80	Algorithm converged.	0,16	19,74
Cardiac disorders	Cardiac arrest	Male	396	62,7	0	0,0	363	58,1	0	0,0	NE		NE	NE	NE		NE	NE	NE		NE	NE	NE		NE		NE	NE
Cardiac disorders	Cardiac arrest	Female	236	37,3	0	0,0	262	41,9	1	0,4		* Quasi-complete separation of data points detected.				ERROR: Error in computing the link function, its derivatives, or the variance function.			0,00	Algorithm converged.	0,00	NE	0,3424		>999,99	Algorithm converged.	0,00	NE
Cardiac disorders	Cardiac failure	Male	396	62,7	1	0,3	363	58,1	0	0,0		* Quasi-complete separation of data points detected.				* WARNING: The relative Hessian convergence criterion of 50.428711952 is greater than the limit of 0.0001. The convergence is questionable.			NE	Algorithm converged.	NE	NE	0,3384	1,0000	NE	Algorithm converged.	NE	NE
Cardiac disorders	Cardiac failure	Female	236	37,3	2	0,8	262	41,9	0	0,0		* Quasi-complete separation of data points detected.				WARNING: Negative of Hessian not positive definite.			NE	Algorithm converged.	NE	NE	0,1358		NE	Algorithm converged.	NE	NE
Cardiac disorders	Cardio-respiratory arrest	Male	396	62,7	0	0,0	363	58,1	1	0,3		* Quasi-complete separation of data points detected.				WARNING: Negative of Hessian not positive definite.			0,00	Algorithm converged.	0,00	NE	0,2963	NE	>999,99	Algorithm converged.	0,00	NE
Cardiac disorders	Cardio-respiratory arrest	Female	236	37,3	0	0,0	262	41,9	0	0,0	NE				NE				NE						NE			
Cardiac disorders	Cardiopulmonary failure	Male	396	62,7	1	0,3	363	58,1	0	0,0		* Quasi-complete separation of data points detected.				* WARNING: The relative Hessian convergence criterion of 50.428711952 is greater than the limit of 0.0001. The convergence is questionable.			NE	Algorithm converged.	NE	NE	0,3384	NE	NE	Algorithm converged.	NE	NE
Cardiac disorders	Cardiopulmonary failure	Female	236	37,3	0	0,0	262	41,9	0	0,0	NE				NE				NE						NE			
Cardiac disorders	Coronary artery disease	Male	396	62,7	0	0,0	363	58,1	0	0,0	NE				NE				NE				NE		NE			
Cardiac disorders	Coronary artery disease	Female	236	37,3	0	0,0	262	41,9	1	0,4		* Quasi-complete separation of data points detected.				ERROR: Error in computing the link function, its derivatives, or the variance function.			0,00	Algorithm converged.	0,00	NE	0,3424		>999,99	Algorithm converged.	0,00	NE
Cardiac disorders	Hypertensive heart disease	Male	396	62,7	0	0,0	363	58,1	1	0,3		* Quasi-complete separation of data points detected.				WARNING: Negative of Hessian not positive definite.			0,00	Algorithm converged.	0,00	NE	0,2963	NE	>999,99	Algorithm converged.	0,00	NE
Cardiac disorders	Hypertensive heart disease	Female	236	37,3	0	0,0	262	41,9	0	0,0	NE				NE				NE						NE			
Cardiac disorders	Myocardial infarction	Male	396	62,7	1	0,3	363	58,1	0	0,0	0,92	Convergence criterion (GCONV=1E-8) satisfied.	0,03	2,93	-0,006				0,93	Algorithm converged.	0,03	2,92	0,2756	0,4763	3,27	Algorithm converged.	0,34	31,32
Cardiac disorders	Myocardial infarction	Female	236	37,3	1	0,4	262	41,9	1	0,4	1,11	Convergence criterion (GCONV=1E-8) satisfied.	0,07	17,86	0,000				1,11	Algorithm converged.	0,07	17,65	0,9410		0,90	Algorithm converged.	0,06	14,32
Gastrointestinal disorders		Male	396	62,7	0	0,0	363	58,1	1	0,3		* Quasi-complete separation of data points detected.				WARNING: Negative of Hessian not positive definite.			0,00	Algorithm converged.	0,00	NE	0,2963	NE	>999,99	Algorithm converged.	0,00	NE
Gastrointestinal disorders		Female	236	37,3	0	0,0	262	41,9	0	0,0	NE				NE				NE						NE			
Gastrointestinal disorders	Intestinal ischaemia	Male	396	62,7	0	0,0	363	58,1	1	0,3		* Quasi-complete separation of data points detected.				WARNING: Negative of Hessian not positive definite.			0,00	Algorithm converged.	0,00	NE	0,2963	NE	>999,99	Algorithm converged.	0,00	NE
Gastrointestinal disorders	Intestinal ischaemia	Female	236	37,3	0	0,0	262	41,9	0	0,0	NE				NE				NE						NE			
General disorders and administration site conditions		Male	396	62,7	5	1,3	363	58,1	1	0,3	4,83	Convergence criterion (GCONV=1E-8) satisfied.	0,54	39,81	0,010				4,58	Algorithm converged.	0,54	39,05	0,1253	0,3948	0,22	Algorithm converged.	0,03	1,86
General disorders and administration site conditions		Female	236	37,3	2	0,8	262	41,9	0	0,0		* Quasi-complete separation of data points detected.				WARNING: Negative of Hessian not positive definite.			NE	Algorithm converged.	NE	NE	0,1358		NE	Algorithm converged.	NE	NE
General disorders and administration site conditions	Death	Male	396	62,7	5	1,3	363	58,1	1	0,3	4,83	Convergence criterion (GCONV=1E-8) satisfied.	0,54	39,81	0,010				4,58	Algorithm converged.	0,54	39,05	0,1253	0,5301	0,22	Algorithm converged.	0,03	1,86
General disorders and administration site conditions	Death	Female	236	37,3	1	0,4	262	41,9	0	0,0		* Quasi-complete separation of data points detected.				WARNING: Negative of Hessian not positive definite.			NE	Algorithm converged.	NE	NE	0,2920		NE	Algorithm converged.	NE	NE
General disorders and administration site conditions	Hernia obstructive	Male	396	62,7	0	0,0	363	58,1	0	0,0	NE				NE				NE				NE		NE			
General disorders and administration site conditions	Hernia obstructive	Female	236	37,3	1	0,4	262	41,9	0	0,0		* Quasi-complete separation of data points detected.				WARNING: Negative of Hessian not positive definite.			NE	Algorithm converged.	NE	NE	0,2920		NE	Algorithm converged.	NE	NE
Infections and infestations		Male	396	62,7	4	1,0	363	58,1	3	0,8	1,22	Convergence criterion (GCONV=1E-8) satisfied.	0,27	5,51	0,002				1,22	Algorithm converged.	0,28	5,42	0,7916	0,0817	0,82	Algorithm converged.	0,18	7,63
Infections and infestations		Female	236	37,3	3	1,3	262	41,9	0	0,0		* Quasi-complete separation of data points detected.				WARNING: Negative of Hessian not positive definite.			NE	Algorithm converged.	NE	NE	0,0675		NE	Algorithm converged.	NE	NE
Infections and infestations	COVID-19	Male	396	62,7	2	0,5	363	58,1	1	0,3	1,84	Convergence criterion (GCONV=1E-8) satisfied.	0,17	20,31	0,002				1,83	Algorithm converged.	0,17	20,13	0,6148	0,2457	0,55	Algorithm converged.	0,05	5,99
Infections and infestations	COVID-19	Female	236	37,3	2	0,8	262	41,9	0	0,0		* Quasi-complete separation of data points detected.				WARNING: Negative of Hessian not positive definite.			NE	Algorithm converged.	NE	NE	0,1358		NE	Algorithm converged.	NE	NE
Infections and infestations	COVID-19 pneumonia	Male	396	62,7	1	0,3	363	58,1	1	0,3	0,92	Convergence criterion (GCONV=1E-8) satisfied.	0,06	14,71	0,000				0,92	Algorithm converged.	0,06	14,60	0,9509	0,2771	1,09	Algorithm converged.	0,07	17,38
Infections and infestations	COVID-19 pneumonia	Female	236	37,3	1	0,4	262	41,9	0	0,0		* Quasi-complete separation of data points detected.				WARNING: Negative of Hessian not positive definite.			NE	Algorithm converged.	NE	NE	0,2920		NE	Algorithm converged.	NE	NE
Infections and infestations	Pneumonia	Male	396	62,7	1	0,3	363	58,1	0	0,0		* Quasi-complete separation of data points detected.				* WARNING: The relative Hessian convergence criterion of 52.004609201 is greater than the limit of 0.0001. The convergence is questionable.			NE	Algorithm converged.	NE	NE	0,3384	NE	NE	Algorithm converged.	NE	NE
Infections and infestations	Pneumonia	Female	236	37,3	0	0,0	262	41,9	0	0,0	NE				NE				NE						NE			
Infections and infestations	Suspected COVID-19	Male	396	62,7	0	0,0	363	58,1	1	0,3		* Quasi-complete separation of data points detected.				WARNING: Negative of Hessian not positive definite.			0,00	Algorithm converged.	0,00	NE	0,2963	NE	>999,99	Algorithm converged.	0,00	NE
Infections and infestations	Suspected COVID-19	Female	236	37,3	0	0,0	262	41,9	0	0,0	NE				NE				NE						NE			
Metabolism and nutrition disorders		Male	396	62,7	0	0,0	363	58,1	0	0,0	NE				NE				NE				NE		NE			
Metabolism and nutrition disorders		Female	236	37,3	0	0,0	262	41,9	1	0,4		* Quasi-complete separation of data points detected.				ERROR: Error in computing the link function, its derivatives, or the variance function.			0,00	Algorithm converged.	0,00	NE	0,3424		>999,99	Algorithm converged.	0,00	NE
Metabolism and nutrition disorders	Type 1 diabetes mellitus	Male	396	62,7	0	0,0	363	58,1	0	0,0	NE				NE				NE				NE		NE			
Metabolism and nutrition disorders	Type 1 diabetes mellitus	Female	236	37,3	0	0,0	262	41,9	1	0,4		* Quasi-complete separation of data points detected.				ERROR: Error in computing the link function, its derivatives, or the variance function.			0,00	Algorithm converged.	0,00	NE	0,3424		>999,99	Algorithm converged.	0,00	NE
Neoplasms benign, malignant and unspecified (incl cysts and polyps)		Male	396	62,7	0	0,0	363	58,1	1	0,3		* Quasi-complete separation of data points detected.				WARNING: Negative of Hessian not positive definite.			0,00	Algorithm converged.	0,00	NE	0,2963	0,1643	>999,99	Algorithm converged.	0,00	NE
Neoplasms benign, malignant and unspecified (incl cysts and polyps)		Female	236	37,3	2	0,8	262	41,9	1	0,4	2,23	Convergence criterion (GCONV=1E-8) satisfied.	0,20	24,76	0,005				2,22	Algorithm converged.	0,20	24,33	0,5028		0,45	Algorithm converged.	0,04	4,93
Neoplasms benign, malignant and unspecified (incl cysts and polyps)	Adenocarcinoma of colon	Male	396	62,7	0	0,0	363	58,1	1	0,3		* Quasi-complete separation of data points detected.				WARNING: Negative of Hessian not positive definite.			0,00	Algorithm converged.	0,00	NE	0,2963	NE	>999,99	Algorithm converged.	0,00	NE
Neoplasms benign, malignant and unspecified (incl cysts and polyps)	Adenocarcinoma of colon	Female	236	37,3	0	0,0	262	41,9	0	0,0	NE				NE				NE						NE			
Neoplasms benign, malignant and unspecified (incl cysts and polyps)	Leukaemia	Male	396	62,7	0	0,0	363	58,1	0	0,0	NE				NE				NE				NE		NE			
Neoplasms benign, malignant and unspecified (incl cysts and polyps)	Leukaemia	Female	236	37,3	1	0,4	262	41,9	0	0,0		* Quasi-complete separation of data points detected.				WARNING: Negative of Hessian not positive definite.			NE	Algorithm converged.	NE	NE	0,2920		NE	Algorithm converged.	NE	NE
Neoplasms benign, malignant and unspecified (incl cysts and polyps)	Pancreatic carcinoma metastatic	Male	396	62,7	0	0,0	363	58,1	0	0,0	NE				NE				NE				1,0000		NE			
Neoplasms benign, malignant and unspecified (incl cysts and polyps)	Pancreatic carcinoma metastatic	Female	236	37,3	1	0,4	262	41,9	1	0,4	1,11	Convergence criterion (GCONV=1E-8) satisfied.	0,07	17,86	0,000				1,11	Algorithm converged.	0,07	17,65	0,9410		0,90	Algorithm converged.	0,06	14,32
Nervous system disorders		Male	396	62,7	3	0,8	363	58,1	0	0,0		* Quasi-complete separation of data points detected.				WARNING: Negative of Hessian not positive definite.			NE	Algorithm converged.	NE	NE	0,0908		NE	Algorithm converged.	NE	NE
Nervous system disorders		Female	236	37,3	0	0,0	262	41,9	0	0,0	NE				NE				NE						NE			
Nervous system disorders	Cerebral haemorrhage	Male	396	62,7	1	0,3	363	58,1	0	0,0		* Quasi-complete separation of data points detected.				* WARNING: The relative Hessian convergence criterion of 50.428711952 is greater than the limit of 0.0001. The convergence is questionable.			NE	Algorithm converged.	NE	NE	0,3384	NE	NE	Algorithm converged.	NE	NE
Nervous system disorders	Cerebral haemorrhage	Female	236	37,3	0	0,0	262	41,9	0	0,0	NE				NE				NE						NE			
Nervous system disorders	Haemorrhage intracranial	Male	396	62,7	1	0,3	363	58,1	0	0,0		* Quasi-complete separation of data points detected.				* WARNING: The relative Hessian convergence criterion of 52.004609201 is greater than the limit of 0.0001. The convergence is questionable.			NE	Algorithm converged.	NE	NE	0,3384	NE	NE	Algorithm converged.	NE	NE
Nervous system disorders	Haemorrhage intracranial	Female	236	37,3	0	0,0	262	41,9	0	0,0	NE				NE				NE						NE			
Nervous system disorders	Ischaemic stroke	Male	396	62,7	2	0,5	363	58,1	0	0,0		* Quasi-complete separation of data points detected.				WARNING: Negative of Hessian not positive definite.			NE	Algorithm converged.	NE	NE	0,1754	NE	NE	Algorithm converged.	NE	NE
Nervous system disorders	Ischaemic stroke	Female	236	37,3	0	0,0	262	41,9	0	0,0	NE				NE				NE						NE			
Nervous system disorders	Ruptured cerebral aneurysm	Male	396	62,7	1	0,3	363	58,1	0	0,0		* Quasi-complete separation of data points detected.				* WARNING: The relative Hessian convergence criterion of 52.004609201 is greater than the limit of 0.0001. The convergence is questionable.			NE	Algorithm converged.	NE	NE	0,3384	NE	NE	Algorithm converged.	NE	NE
Nervous system disorders	Ruptured cerebral aneurysm	Female	236	37,3	0	0,0	262	41,9	0	0,0	NE				NE				NE						NE			
Psychiatric disorders		Male	396	62,7	0	0,0	363	58,1	1	0,3		* Quasi-complete separation of data points detected.				WARNING: Negative of Hessian not positive definite.			0,00	Algorithm converged.	0,00	NE	0,2963	NE	>999,99	Algorithm converged.	0,00	NE
Psychiatric disorders		Female	236	37,3	0	0,0	262	41,9	0	0,0	NE				NE				NE						NE			
Psychiatric disorders	Completed suicide	Male	396	62,7	0	0,0	363	58,1	1	0,3		* Quasi-complete separation of data points detected.				WARNING: Negative of Hessian not positive definite.			0,00	Algorithm converged.	0,00	NE	0,2963	NE	>999,99	Algorithm converged.	0,00	NE
Psychiatric disorders	Completed suicide	Female	236	37,3	0	0,0	262	41,9	0	0,0	NE				NE				NE						NE			
Renal and urinary disorders		Male	396	62,7	0	0,0	363	58,1	1	0,3		* Quasi-complete separation of data points detected.				WARNING: Negative of Hessian not positive definite.			0,00	Algorithm converged.	0,00	NE	0,2963	NE	>999,99	Algorithm converged.	0,00	NE
Renal and urinary disorders		Female	236	37,3	0	0,0	262	41,9	0	0,0	NE				NE				NE						NE			
Renal and urinary disorders	Chronic kidney disease	Male	396	62,7	0	0,0	363	58,1	1	0,3		* Quasi-complete separation of data points detected.				WARNING: Negative of Hessian not positive definite.			0,00	Algorithm converged.	0,00	NE	0,2963	NE	>999,99	Algorithm converged.	0,00	NE
Renal and urinary disorders	Chronic kidney disease	Female	236	37,3	0	0,0	262	41,9	0	0,0	NE				NE				NE						NE			
Respiratory, thoracic and mediastinal disorders		Male	396	62,7	3	0,8	363	58,1	0	0,0		* Quasi-complete separation of data points detected.				WARNING: Negative of Hessian not positive definite.			NE	Algorithm converged.	NE	NE	0,0908	0,0399	NE	Algorithm converged.	NE	NE
Respiratory, thoracic and mediastinal disorders		Female	236	37,3	0	0,0	262	41,9	1	0,4		* Quasi-complete separation of data points detected.				ERROR: Error in computing the link function, its derivatives, or the variance function.			0,00	Algorithm converged.	0,00	NE	0,3424		>999,99	Algorithm converged.	0,00	NE
Respiratory, thoracic and mediastinal disorders	Dyspnoea	Male	396	62,7	1	0,3	363	58,1	0	0,0		* Quasi-complete separation of data points detected.				* WARNING: The relative Hessian convergence criterion of 50.428711952 is greater than the limit of 0.0001. The convergence is questionable.			NE	Algorithm converged.	NE	NE	0,3384	NE	NE	Algorithm converged.	NE	NE

Respiratory, thoracic and mediastinal disorders	Dyspnoea	Female	236	37,3	0	0,0	262	41,9	0	0,0	NE			NE	NE	NE		NE	NE	NE	NE	NE	NE	NE	NE		NE	NE	NE	NE
Respiratory, thoracic and mediastinal disorders	Pneumonia aspiration	Male	396	62,7	1	0,3	363	58,1	0	0,0		*	Quasi-complete separation of data points detected.				*	WARNING: The relative Hessian convergence criterion of 53.68217724 is greater than the limit of 0.0001. The convergence is questionable.			NE	Algorithm converged.	NE	NE	0,3384	NE	NE	Algorithm converged.	NE	NE
Respiratory, thoracic and mediastinal disorders	Pneumonia aspiration	Female	236	37,3	0	0,0	262	41,9	0	0,0	NE			NE	NE	NE		NE	NE	NE	NE	NE	NE	NE	NE		NE	NE	NE	NE
Respiratory, thoracic and mediastinal disorders	Pulmonary fibrosis	Male	396	62,7	1	0,3	363	58,1	0	0,0		*	Quasi-complete separation of data points detected.				*	WARNING: The relative Hessian convergence criterion of 53.68217724 is greater than the limit of 0.0001. The convergence is questionable.			NE	Algorithm converged.	NE	NE	0,3384	NE	NE	Algorithm converged.	NE	NE
Respiratory, thoracic and mediastinal disorders	Pulmonary fibrosis	Female	236	37,3	0	0,0	262	41,9	0	0,0	NE			NE	NE	NE		NE	NE	NE	NE	NE	NE	NE	NE		NE	NE	NE	NE
Respiratory, thoracic and mediastinal disorders	Respiratory failure	Male	396	62,7	0	0,0	363	58,1	0	0,0	NE			NE	NE	NE		NE	NE	NE	NE	NE	NE	NE	NE	NE	NE	NE	NE	NE
Respiratory, thoracic and mediastinal disorders	Respiratory failure	Female	236	37,3	0	0,0	262	41,9	1	0,4		*	Quasi-complete separation of data points detected.				*	ERROR: Error in computing the link function, its derivatives, or the variance function.			0,00	Algorithm converged.	0,00	NE	0,3426		>999.99	Algorithm converged.	0,00	NE
Vascular disorders		Male	396	62,7	0	0,0	363	58,1	1	0,3		*	Quasi-complete separation of data points detected.				*	WARNING: Negative of Hessian not positive definite.			0,00	Algorithm converged.	0,00	NE	0,2963	1,0000	>999.99	Algorithm converged.	0,00	NE
Vascular disorders		Female	236	37,3	0	0,0	262	41,9	1	0,4		*	Quasi-complete separation of data points detected.				*	ERROR: Error in computing the link function, its derivatives, or the variance function.			0,00	Algorithm converged.	0,00	NE	0,3426		>999.99	Algorithm converged.	0,00	NE
Vascular disorders	Circulatory collapse	Male	396	62,7	0	0,0	363	58,1	1	0,3		*	Quasi-complete separation of data points detected.				*	WARNING: Negative of Hessian not positive definite.			0,00	Algorithm converged.	0,00	NE	0,2963	NE	>999.99	Algorithm converged.	0,00	NE
Vascular disorders	Circulatory collapse	Female	236	37,3	0	0,0	262	41,9	0	0,0	NE			NE	NE	NE		NE	NE	NE	NE	NE	NE	NE	NE		NE	NE	NE	NE
Vascular disorders	Hypotension	Male	396	62,7	0	0,0	363	58,1	0	0,0	NE			NE	NE	NE		NE	NE	NE	NE	NE	NE	NE	NE	NE	NE	NE	NE	NE
Vascular disorders	Hypotension	Female	236	37,3	0	0,0	262	41,9	1	0,4		*	Quasi-complete separation of data points detected.				*	ERROR: Error in computing the link function, its derivatives, or the variance function.			0,00	Algorithm converged.	0,00	NE	0,3426		>999.99	Algorithm converged.	0,00	NE

Test for interaction based on RR (Log-binomial regression)
* indicates convergence problem. Result is uninterpretable.
Clinical cut-off: YOSEMITE 01NOV2021 and RHINE 28OCT2021

Program: root/global/globalshare/morse_macros/current/prod/program/t_ae_raw_soc.sas
Output: root/clinical_studies/RO6867461/CDT70122/share/ACE_pool_DME_CSR_Final/prod/output_saf_bc/t_ae_raw_soc_sg_DTRAE_SEBC_OCTNOV2021_DME.xls
15MAR2022 15:18

POPULATION: Safety-Evaluable Population B vs. C
ENDPOINT: AEs leading to Death throughout the Entire Study
MODEL: Unstratified analysis
STUDY: GR46349 & GR40398
Dichotomous Analysis by Subgroups (Safety)

Age

			Faricimab (FTI) (N=632)				Aflibercept (N=625)				Faricimab (FTI) vs. Aflibercept														Aflibercept vs. Faricimab (FTI)			
			Patients		Patients with Event		Patients		Patients with Event		Odds Ratio				Absolute Risk Difference				Relative Risk						Relative Risk			
MedDRA System Organ Class	MedDRA Preferred Term	Level	n	%	n	%	n	%	n	%	Odds Ratio	Convergence Reason	95% Lower CL	95% Upper CL	Absolute Risk	Convergence Reason	95% Lower CL	95% Upper CL	Relative Risk	Convergence Reason	95% Lower CL	95% Upper CL	p-value (Cochran-Mantel-Haenszel)	Interaction Term: p-value (likelihood ratio)	Relative Risk	Convergence Reason	95% Lower CL	95% Upper CL
Blood and lymphatic system disorders		< 65 years	352	55,7	0	0,0	362	57,9	0	0,0	NE		NE	NE	NE	NE	NE	NE	NE	NE	NE	NE			NE	NE	NE	NE
Blood and lymphatic system disorders		>= 65 years	280	44,3	1	0,4	263	42,1	0	0,0		Quasi-complete separation of data points detected.				WARNING: Negative of Hessian not positive definite.				Algorithm converged.	NE	NE	0,3325			Algorithm converged.	NE	NE
Blood and lymphatic system disorders	Anaemia	< 65 years	352	55,7	0	0,0	362	57,9	0	0,0	NE		NE	NE	NE	NE	NE	NE	NE	NE	NE	NE			NE	NE	NE	NE
Blood and lymphatic system disorders	Anaemia	>= 65 years	280	44,3	1	0,4	263	42,1	0	0,0		Quasi-complete separation of data points detected.				WARNING: Negative of Hessian not positive definite.				Algorithm converged.	NE	NE	0,3325			Algorithm converged.	NE	NE
Cardiac disorders		< 65 years	352	55,7	3	0,9	362	57,9	4	1,1	0,77	Convergence criterion (GCONV=1E-8) satisfied.	0,17	3,46	-0,002	Algorithm converged.	-0,011	0,012	0,73	Algorithm converged.	0,17	3,42	0,7325	0,8340	1,33	Algorithm converged.	0,23	9,75
Cardiac disorders		>= 65 years	280	44,3	4	1,4	263	42,1	4	1,5	0,93	Convergence criterion (GCONV=1E-8) satisfied.	0,17	2,22	-0,009	Algorithm converged.	-0,031	0,014	0,83	Algorithm converged.	0,23	2,13	0,4605		1,60	Algorithm converged.	0,40	5,60
Cardiac disorders	Acute myocardial infarction	< 65 years	352	55,7	1	0,3	362	57,9	0	0,0		Quasi-complete separation of data points detected.				WARNING: The relative Hessian convergence criterion of 52.752689443 is greater than the limit of 0.0001. The convergence is questionable.				Algorithm converged.	NE	NE	0,3105	0,0470	NE	Algorithm converged.	NE	NE
Cardiac disorders	Acute myocardial infarction	>= 65 years	280	44,3	0	0,0	263	42,1	2	0,8		Quasi-complete separation of data points detected.				ERROR: The mean parameter is either invalid or at a limit of its range for some observations.			0,00	Algorithm converged.	0,00	NE	0,1441		>999,99	Algorithm converged.	0,00	NE
Cardiac disorders	Cardiac arrest	< 65 years	352	55,7	0	0,0	362	57,9	1	0,3		Quasi-complete separation of data points detected.				ERROR: Error in computing the link function, its derivatives, or the variance function.			0,00	Algorithm converged.	0,00	NE	0,3241		>999,99	Algorithm converged.	0,00	NE
Cardiac disorders	Cardiac arrest	>= 65 years	280	44,3	0	0,0	263	42,1	0	0,0	NE		NE	NE	NE	NE	NE	NE	NE	NE	NE	NE			NE	NE	NE	NE
Cardiac disorders	Cardiac failure	< 65 years	352	55,7	0	0,0	362	57,9	0	0,0	NE		NE	NE	NE	NE	NE	NE	NE	NE	NE	NE			NE	NE	NE	NE
Cardiac disorders	Cardiac failure	>= 65 years	280	44,3	3	1,1	263	42,1	0	0,0		Quasi-complete separation of data points detected.				WARNING: Negative of Hessian not positive definite.				Algorithm converged.	NE	NE	0,0924			Algorithm converged.	NE	NE
Cardiac disorders	Cardio-respiratory arrest	< 65 years	352	55,7	0	0,0	362	57,9	0	0,0	NE		NE	NE	NE	NE	NE	NE	NE	NE	NE	NE			NE	NE	NE	NE
Cardiac disorders	Cardio-respiratory arrest	>= 65 years	280	44,3	0	0,0	263	42,1	1	0,4		Quasi-complete separation of data points detected.				ERROR: The mean parameter is either invalid or at a limit of its range for some observations.			0,00	Algorithm converged.	0,00	NE	0,3022		>999,99	Algorithm converged.	0,00	NE
Cardiac disorders	Cardiopulmonary failure	< 65 years	352	55,7	0	0,0	362	57,9	0	0,0	NE		NE	NE	NE	NE	NE	NE	NE	NE	NE	NE			NE	NE	NE	NE
Cardiac disorders	Cardiopulmonary failure	>= 65 years	280	44,3	1	0,4	263	42,1	0	0,0		Quasi-complete separation of data points detected.				WARNING: Negative of Hessian not positive definite.				Algorithm converged.	NE	NE	0,3325			Algorithm converged.	NE	NE
Cardiac disorders	Coronary artery disease	< 65 years	352	55,7	0	0,0	362	57,9	0	0,0	NE		NE	NE	NE	NE	NE	NE	NE	NE	NE	NE			NE	NE	NE	NE
Cardiac disorders	Coronary artery disease	>= 65 years	280	44,3	0	0,0	263	42,1	1	0,4		Quasi-complete separation of data points detected.				ERROR: The mean parameter is either invalid or at a limit of its range for some observations.			0,00	Algorithm converged.	0,00	NE	0,3022		>999,99	Algorithm converged.	0,00	NE
Cardiac disorders	Hypertensive heart disease	< 65 years	352	55,7	0	0,0	362	57,9	1	0,3		Quasi-complete separation of data points detected.				ERROR: Error in computing the link function, its derivatives, or the variance function.			0,00	Algorithm converged.	0,00	NE	0,3241		>999,99	Algorithm converged.	0,00	NE
Cardiac disorders	Hypertensive heart disease	>= 65 years	280	44,3	0	0,0	263	42,1	0	0,0	NE		NE	NE	NE	NE	NE	NE	NE	NE	NE	NE			NE	NE	NE	NE
Cardiac disorders	Myocardial infarction	< 65 years	352	55,7	2	0,6	362	57,9	2	0,6	1,03	Convergence criterion (GCONV=1E-8) satisfied.	0,14	7,34	0,000	Algorithm converged.	-0,011	0,011	1,03	Algorithm converged.	0,14	7,26	0,9770	0,9380	0,97	Algorithm converged.	0,14	6,83
Cardiac disorders	Myocardial infarction	>= 65 years	280	44,3	0	0,0	263	42,1	1	0,4		Quasi-complete separation of data points detected.				ERROR: The mean parameter is either invalid or at a limit of its range for some observations.			0,00	Algorithm converged.	0,00	NE	0,1441		>999,99	Algorithm converged.	0,00	NE
Gastrointestinal disorders		< 65 years	352	55,7	0	0,0	362	57,9	0	0,0	NE		NE	NE	NE	NE	NE	NE	NE	NE	NE	NE			NE	NE	NE	NE
Gastrointestinal disorders		>= 65 years	280	44,3	0	0,0	263	42,1	1	0,4		Quasi-complete separation of data points detected.				ERROR: The mean parameter is either invalid or at a limit of its range for some observations.			0,00	Algorithm converged.	0,00	NE	0,3022		>999,99	Algorithm converged.	0,00	NE
Gastrointestinal disorders	Intestinal ischaemia	< 65 years	352	55,7	0	0,0	362	57,9	0	0,0	NE		NE	NE	NE	NE	NE	NE	NE	NE	NE	NE			NE	NE	NE	NE
Gastrointestinal disorders	Intestinal ischaemia	>= 65 years	280	44,3	0	0,0	263	42,1	1	0,4		Quasi-complete separation of data points detected.				ERROR: The mean parameter is either invalid or at a limit of its range for some observations.			0,00	Algorithm converged.	0,00	NE	0,3022		>999,99	Algorithm converged.	0,00	NE
General disorders and administration site conditions		< 65 years	352	55,7	6	1,7	362	57,9	0	0,0		Quasi-complete separation of data points detected.				WARNING: Negative of Hessian not positive definite.				Algorithm converged.	NE	NE	0,0127	0,0632	NE	Algorithm converged.	NE	NE
General disorders and administration site conditions		>= 65 years	280	44,3	1	0,4	263	42,1	1	0,4	0,94	Convergence criterion (GCONV=1E-8) satisfied.	0,06	15,00	0,000	Algorithm converged.	-0,010	0,010	0,94	Algorithm converged.	0,06	14,96	0,9646		1,06	Algorithm converged.	0,07	16,93
General disorders and administration site conditions	Death	< 65 years	352	55,7	4	1,7	362	57,9	0	0,0		Quasi-complete separation of data points detected.				WARNING: Negative of Hessian not positive definite.				Algorithm converged.	NE	NE	0,0127	0,0151	NE	Algorithm converged.	NE	NE
General disorders and administration site conditions	Death	>= 65 years	280	44,3	0	0,0	263	42,1	1	0,4		Quasi-complete separation of data points detected.				ERROR: The mean parameter is either invalid or at a limit of its range for some observations.			0,00	Algorithm converged.	0,00	NE	0,3022		>999,99	Algorithm converged.	0,00	NE
General disorders and administration site conditions	Hernia obstructive	< 65 years	352	55,7	0	0,0	362	57,9	0	0,0	NE		NE	NE	NE	NE	NE	NE	NE	NE	NE	NE			NE	NE	NE	NE
General disorders and administration site conditions	Hernia obstructive	>= 65 years	280	44,3	1	0,4	263	42,1	0	0,0		Quasi-complete separation of data points detected.				WARNING: Negative of Hessian not positive definite.				Algorithm converged.	NE	NE	0,3325		NE	Algorithm converged.	NE	NE
Infections and infestations		< 65 years	352	55,7	5	1,4	362	57,9	1	0,3	5,20	Convergence criterion (GCONV=1E-8) satisfied.	0,60	44,75	0,011	Algorithm converged.	-0,002	0,025	5,14	Algorithm converged.	0,60	43,79	0,0943	0,2329	0,19	Algorithm converged.	0,02	1,68
Infections and infestations		>= 65 years	280	44,3	2	0,7	263	42,1	2	0,8	0,84	Convergence criterion (GCONV=1E-8) satisfied.	0,13	6,71	0,000	Algorithm converged.	-0,013	0,014	0,94	Algorithm converged.	0,13	6,62	0,9439		1,06	Algorithm converged.	0,15	7,56
Infections and infestations	COVID-19	< 65 years	352	55,7	4	1,1	362	57,9	0	0,0		Quasi-complete separation of data points detected.				WARNING: Negative of Hessian not positive definite.				Algorithm converged.	NE	NE	0,0423	0,0231	NE	Algorithm converged.	NE	NE
Infections and infestations	COVID-19	>= 65 years	280	44,3	0	0,0	263	42,1	1	0,4		Quasi-complete separation of data points detected.				ERROR: The mean parameter is either invalid or at a limit of its range for some observations.			0,00	Algorithm converged.	0,00	NE	0,3022		>999,99	Algorithm converged.	0,00	NE
Infections and infestations	COVID-19 pneumonia	< 65 years	352	55,7	0	0,0	362	57,9	1	0,3		Quasi-complete separation of data points detected.				ERROR: Error in computing the link function, its derivatives, or the variance function.			0,00	Algorithm converged.	0,00	NE	0,3241	0,0543	>999,99	Algorithm converged.	0,00	NE
Infections and infestations	COVID-19 pneumonia	>= 65 years	280	44,3	0	0,0	263	42,1	0	0,0		Quasi-complete separation of data points detected.				WARNING: Negative of Hessian not positive definite.				Algorithm converged.	NE	NE	0,1701		NE	Algorithm converged.	NE	NE
Infections and infestations	Pneumonia	< 65 years	352	55,7	1	0,3	362	57,9	0	0,0		Quasi-complete separation of data points detected.				WARNING: The relative Hessian convergence criterion of 52.752689443 is greater than the limit of 0.0001. The convergence is questionable.				Algorithm converged.	NE	NE	0,3105		NE	Algorithm converged.	NE	NE
Infections and infestations	Pneumonia	>= 65 years	280	44,3	0	0,0	263	42,1	0	0,0	NE		NE	NE	NE	NE	NE	NE	NE	NE	NE	NE			NE	NE	NE	NE
Infections and infestations	Suspected COVID-19	< 65 years	352	55,7	0	0,0	362	57,9	0	0,0	NE		NE	NE	NE	NE	NE	NE	NE	NE	NE	NE			NE	NE	NE	NE
Infections and infestations	Suspected COVID-19	>= 65 years	280	44,3	0	0,0	263	42,1	1	0,4		Quasi-complete separation of data points detected.				ERROR: The mean parameter is either invalid or at a limit of its range for some observations.			0,00	Algorithm converged.	0,00	NE	0,3022		>999,99	Algorithm converged.	0,00	NE
Metabolism and nutrition disorders		< 65 years	352	55,7	0	0,0	362	57,9	1	0,3		Quasi-complete separation of data points detected.				ERROR: Error in computing the link function, its derivatives, or the variance function.			0,00	Algorithm converged.	0,00	NE	0,3241	NE	>999,99	Algorithm converged.	0,00	NE
Metabolism and nutrition disorders		>= 65 years	280	44,3	0	0,0	263	42,1	0	0,0	NE		NE	NE	NE	NE	NE	NE	NE	NE	NE	NE			NE	NE	NE	NE
Metabolism and nutrition disorders	Type 1 diabetes mellitus	< 65 years	352	55,7	0	0,0	362	57,9	1	0,3		Quasi-complete separation of data points detected.				ERROR: Error in computing the link function, its derivatives, or the variance function.			0,00	Algorithm converged.	0,00	NE	0,3241	NE	>999,99	Algorithm converged.	0,00	NE
Metabolism and nutrition disorders	Type 1 diabetes mellitus	>= 65 years	280	44,3	0	0,0	263	42,1	0	0,0	NE		NE	NE	NE	NE	NE	NE	NE	NE	NE	NE			NE	NE	NE	NE
Neoplasms benign, malignant and unspecified (incl cysts and polyps)		< 65 years	352	55,7	0	0,0	362	57,9	1	0,3		Quasi-complete separation of data points detected.				ERROR: Error in computing the link function, its derivatives, or the variance function.			0,00	Algorithm converged.	0,00	NE	0,3241	0,2003	>999,99	Algorithm converged.	0,00	NE
Neoplasms benign, malignant and unspecified (incl cysts and polyps)		>= 65 years	280	44,3	2	0,7	263	42,1	1	0,4	1,88	Convergence criterion (GCONV=1E-8) satisfied.	0,37	20,91	0,003	Algorithm converged.	-0,009	0,014	1,88	Algorithm converged.	0,37	20,60	0,6000		0,53	Algorithm converged.	0,03	3,84
Neoplasms benign, malignant and unspecified (incl cysts and polyps)	Adenocarcinoma of colon	< 65 years	352	55,7	0	0,0	362	57,9	1	0,3		Quasi-complete separation of data points detected.				ERROR: Error in computing the link function, its derivatives, or the variance function.			0,00	Algorithm converged.	0,00	NE	0,3241	NE	>999,99	Algorithm converged.	0,00	NE
Neoplasms benign, malignant and unspecified (incl cysts and polyps)	Adenocarcinoma of colon	>= 65 years	280	44,3	0	0,0	263	42,1	0	0,0	NE		NE	NE	NE	NE	NE	NE	NE	NE	NE	NE			NE	NE	NE	NE
Neoplasms benign, malignant and unspecified (incl cysts and polyps)	Leukaemia	< 65 years	352	55,7	0	0,0	362	57,9	0	0,0	NE		NE	NE	NE	NE	NE	NE	NE	NE	NE	NE			NE	NE	NE	NE
Neoplasms benign, malignant and unspecified (incl cysts and polyps)	Leukaemia	>= 65 years	280	44,3	1	0,4	263	42,1	0	0,0		Quasi-complete separation of data points detected.				WARNING: Negative of Hessian not positive definite.				Algorithm converged.	NE	NE	0,3325		NE	Algorithm converged.	NE	NE
Neoplasms benign, malignant and unspecified (incl cysts and polyps)	Pancreatic carcinoma metastatic	< 65 years	352	55,7	0	0,0	362	57,9	0	0,0	NE		NE	NE	NE	NE	NE	NE	NE	NE	NE	NE		1,0000	NE	NE	NE	NE
Neoplasms benign, malignant and unspecified (incl cysts and polyps)	Pancreatic carcinoma metastatic	>= 65 years	280	44,3	1	0,4	263	42,1	0	0,0	0,94	Convergence criterion (GCONV=1E-8) satisfied.	0,06	15,00	0,000	Algorithm converged.	-0,010	0,010	0,94	Algorithm converged.	0,06	14,96	0,9646		1,06	Algorithm converged.	0,07	16,93
Nervous system disorders		< 65 years	352	55,7	1	0,3	362	57,9	0	0,0		Quasi-complete separation of data points detected.				WARNING: The relative Hessian convergence criterion of 60.288787935 is greater than the limit of 0.0001. The convergence is questionable.				Algorithm converged.	NE	NE	0,3105	1,0000	NE	Algorithm converged.	NE	NE
Nervous system disorders		>= 65 years	280	44,3	2	0,7	263	42,1	1	0,4		Quasi-complete separation of data points detected.				WARNING: Negative of Hessian not positive definite.				Algorithm converged.	NE	NE	0,1701		NE	Algorithm converged.	NE	NE
Nervous system disorders	Cerebral haemorrhage	< 65 years	352	55,7	0	0,0	362	57,9	0	0,0	NE		NE	NE	NE	NE	NE	NE	NE	NE	NE	NE			NE	NE	NE	NE
Nervous system disorders	Cerebral haemorrhage	>= 65 years	280	44,3	1	0,4	263	42,1	0	0,0		Quasi-complete separation of data points detected.				WARNING: Negative of Hessian not positive definite.				Algorithm converged.	NE	NE	0,3325		NE	Algorithm converged.	NE	NE
Nervous system disorders	Haemorrhage intracranial	< 65 years	352	55,7	0	0,0	362	57,9	0	0,0	NE		NE	NE	NE	NE	NE	NE	NE	NE	NE	NE			NE	NE	NE	NE
Nervous system disorders	Haemorrhage intracranial	>= 65 years	280	44,3	1	0,4	263	42,1	0	0,0		Quasi-complete separation of data points detected.				WARNING: Negative of Hessian not positive definite.				Algorithm converged.	NE	NE	0,3325		NE	Algorithm converged.	NE	NE
Nervous system disorders	Ischaemic stroke	< 65 years	352	55,7	1	0,3	362	57,9	0	0,0		Quasi-complete separation of data points detected.				WARNING: The relative Hessian convergence criterion of 60.288787935 is greater than the limit of 0.0001. The convergence is questionable.				Algorithm converged.	NE	NE	0,3105	1,0000	NE	Algorithm converged.	NE	NE
Nervous system disorders	Ischaemic stroke	>= 65 years	280	44,3	1	0,4	263	42,1	0	0,0		Quasi-complete separation of data points detected.				WARNING: Negative of Hessian not positive definite.				Algorithm converged.	NE	NE	0,3325		NE	Algorithm converged.	NE	NE
Nervous system disorders	Ruptured cerebral aneurysm	< 65 years	352	55,7	0	0,0	362	57,9	0	0,0	NE		NE	NE	NE	NE	NE	NE	NE	NE	NE	NE			NE	NE	NE	NE
Nervous system disorders	Ruptured cerebral aneurysm	>= 65 years	280	44,3	1	0,4	263	42,1	0	0,0		Quasi-complete separation of data points detected.				WARNING: Negative of Hessian not positive definite.				Algorithm converged.	NE	NE	0,3325		NE	Algorithm converged.	NE	NE
Psychiatric disorders		< 65 years	352	55,7	0	0,0	362	57,9	1	0,3		Quasi-complete separation of data points detected.				ERROR: Error in computing the link function, its derivatives, or the variance function.			0,00	Algorithm converged.	0,00	NE	0,3241	NE	>999,99	Algorithm converged.	0,00	NE
Psychiatric disorders		>= 65 years	280	44,3	0	0,0	263	42,1	0	0,0	NE		NE	NE	NE	NE	NE	NE	NE	NE	NE	NE			NE	NE	NE	NE
Psychiatric disorders	Completed suicide	< 65 years	352	55,7	0	0,0	362	57,9	1	0,3		Quasi-complete separation of data points detected.				ERROR: Error in computing the link function, its derivatives, or the variance function.			0,00	Algorithm converged.	0,00	NE	0,3241	NE	>999,99	Algorithm converged.	0,00	NE
Psychiatric disorders	Completed suicide	>= 65 years	280	44,3	0	0,0	263	42,1	0	0,0	NE		NE	NE	NE	NE	NE	NE	NE	NE	NE	NE			NE	NE	NE	NE
Renal and urinary disorders		< 65 years	352	55,7	0	0,0	362	57,9	1	0,3		Quasi-complete separation of data points detected.				ERROR: Error in computing the link function, its derivatives, or the variance function.			0,00	Algorithm converged.	0,00	NE	0,3241	NE	>999,99	Algorithm converged.	0,00	NE
Renal and urinary disorders		>= 65 years	280	44,3	0	0,0	263	42,1	0	0,0	NE		NE	NE	NE	NE	NE	NE	NE	NE	NE	NE			NE	NE	NE	NE
Renal and urinary disorders	Chronic kidney disease	< 65 years	352	55,7	0	0,0	362	57,9	1	0,3		Quasi-complete separation of data points detected.				ERROR: Error in computing the link function, its derivatives, or the variance function.			0,00	Algorithm converged.	0,00	NE	0,3241	NE	>999,99	Algorithm converged.	0,00	NE
Renal and urinary disorders	Chronic kidney disease	>= 65 years	280	44,3	0	0,0	263	42,1	0	0,0	NE		NE	NE	NE	NE	NE	NE	NE	NE	NE	NE			NE	NE	NE	NE
Respiratory, thoracic and mediastinal disorders		< 65 years	352	55,7	0	0,0	362	57,9	0	0,0	NE		NE	NE	NE	NE	NE	NE	NE	NE	NE	NE		1,0000	NE	NE	NE	NE
Respiratory, thoracic and mediastinal disorders		>= 65 years	280	44,3	3	1,1	263	42,1	1	0,4	2,84	Convergence criterion (GCONV=1E-8) satisfied.	0,29	27,45	0,007	Algorithm converged.	-0,007	0,021	2,82	Algorithm converged.	0,29	26,92	0,3470		0,39	Algorithm converged.	0,04	3,39
Respiratory, thoracic and mediastinal disorders	Dyspnoea	< 65 years	352	55,7	0	0,0	362	57,9	0	0,0	NE		NE	NE	NE	NE	NE	NE	NE	NE	NE	NE			NE	NE	NE	NE

Respiratory, thoracic and mediastinal disorders	Dyspnoea	>= 65 years	280	44,3	1	0,4	263	42,1	0	0,0		*	Quasi-complete separation of data points detected.				*	WARNING: Negative of Hessian not positive definite.			NE	Algorithm converged.	NE	NE	0,3325		NE	Algorithm converged.	NE	NE
Respiratory, thoracic and mediastinal disorders	Pneumonia aspiration	< 65 years	352	55,7	0	0,0	362	57,9	0	0,0	NE			NE	NE	NE		NE	NE	NE	NE	NE	NE	NE	NE	NE	NE	NE	NE	NE
Respiratory, thoracic and mediastinal disorders	Pneumonia aspiration	>= 65 years	280	44,3	1	0,4	263	42,1	0	0,0		*	Quasi-complete separation of data points detected.				*	WARNING: Negative of Hessian not positive definite.			NE	Algorithm converged.	NE	NE	0,3325		NE	Algorithm converged.	NE	NE
Respiratory, thoracic and mediastinal disorders	Pulmonary fibrosis	< 65 years	352	55,7	0	0,0	362	57,9	0	0,0	NE			NE	NE	NE		NE	NE	NE	NE	NE	NE	NE	NE	NE	NE	NE	NE	NE
Respiratory, thoracic and mediastinal disorders	Pulmonary fibrosis	>= 65 years	280	44,3	1	0,4	263	42,1	0	0,0		*	Quasi-complete separation of data points detected.				*	WARNING: Negative of Hessian not positive definite.			NE	Algorithm converged.	NE	NE	0,3325		NE	Algorithm converged.	NE	NE
Respiratory, thoracic and mediastinal disorders	Respiratory failure	< 65 years	352	55,7	0	0,0	362	57,9	0	0,0	NE			NE	NE	NE		NE	NE	NE	NE	NE	NE	NE	NE	NE	NE	NE	NE	NE
Respiratory, thoracic and mediastinal disorders	Respiratory failure	>= 65 years	280	44,3	0	0,0	263	42,1	1	0,4		*	Quasi-complete separation of data points detected.				*	ERROR: The mean parameter is either invalid or at a limit of its range for some observations.			0,00	Algorithm converged.	0,00	NE	0,3022		>999.99	Algorithm converged.	0,00	NE
Vascular disorders		< 65 years	352	55,7	0	0,0	362	57,9	1	0,3		*	Quasi-complete separation of data points detected.				*	ERROR: Error in computing the link function, its derivatives, or the variance function.			0,00	Algorithm converged.	0,00	NE	0,3241	1,0000	>999.99	Algorithm converged.	0,00	NE
Vascular disorders		>= 65 years	280	44,3	0	0,0	263	42,1	1	0,4		*	Quasi-complete separation of data points detected.				*	ERROR: The mean parameter is either invalid or at a limit of its range for some observations.			0,00	Algorithm converged.	0,00	NE	0,3022		>999.99	Algorithm converged.	0,00	NE
Vascular disorders	Circulatory collapse	< 65 years	352	55,7	0	0,0	362	57,9	1	0,3		*	Quasi-complete separation of data points detected.				*	ERROR: Error in computing the link function, its derivatives, or the variance function.			0,00	Algorithm converged.	0,00	NE	0,3241	NE	>999.99	Algorithm converged.	0,00	NE
Vascular disorders	Circulatory collapse	>= 65 years	280	44,3	0	0,0	263	42,1	0	0,0	NE			NE	NE	NE		NE	NE	NE	NE	NE	NE	NE	NE	NE	NE	NE	NE	NE
Vascular disorders	Hypotension	< 65 years	352	55,7	0	0,0	362	57,9	0	0,0	NE			NE	NE	NE		NE	NE	NE	NE	NE	NE	NE	NE	NE	NE	NE	NE	NE
Vascular disorders	Hypotension	>= 65 years	280	44,3	0	0,0	263	42,1	1	0,4		*	Quasi-complete separation of data points detected.				*	ERROR: The mean parameter is either invalid or at a limit of its range for some observations.			0,00	Algorithm converged.	0,00	NE	0,3022		>999.99	Algorithm converged.	0,00	NE

Test for interaction based on RR (Log-binomial regression)
* indicates convergence problem. Result is uninterpretable.
Clinical cut-off: YOSEMITE 01NOV2021 and RHINE 28OCT2021

Program: root/global/globalshare/morse_macros/current/prod/program/t_ae_raw_soc.sas
Output: root/clinical_studies/RO6867461/CDT70122/share/ACE_pool_DME_CSR_Final/prod/output_saf_bc/t_ae_raw_soc_sg_DTRAE_SEBC_OCTNOV2021_DME.xls
15MAR2022 15:18

POPULATION: Safety-Evaluable Population B vs. C
ENDPOINT: AEs leading to Death throughout the Entire Study
MODEL: Unstratified analysis
STUDY: GR40349 & GR40398
Dichotomous Analysis by Subgroups (Safety)

Baseline BCVA ETDRS letter score

			Faricimab (FTI) (N=632)				Aflibercept (N=625)				Faricimab (FTI) vs. Aflibercept											Aflibercept vs. Faricimab (FTI)			
			Patients	Patients with Event			Patients	Patients with Event			Odds Ratio				Absolute Risk Difference				Relative Risk					Relative Risk			
MedDRA System Organ Class	MedDRA Preferred Term	Level	n	%	n	%	n	%	n	%	Odds Ratio	Convergence Reason	95% Lower CL	95% Upper CL	Absolute Risk	Convergence Reason	95% Lower CL	95% Upper CL	Relative Risk	Convergence Reason	95% Lower CL	95% Upper CL	p-value (Cochran-Mantel-Haenszel)	Interaction Test p-value (likelihood ratio)	Relative Risk	Convergence Reason	95% Lower CL	95% Upper CL
Blood and lymphatic system disorders		< 64 letters	281	44,5	3	0,5	284	45,4	0	0,0	NE		NE	NE	NE	NE	NE	NE	NE	NE	NE	NE	NE	NE	NE	NE	NE	NE
Blood and lymphatic system disorders		>= 64 letters	349	55,2	1	0,3	341	54,6	0	0,0		Quasi-complete separation of data points detected.				WARNING: The relative Hessian convergence criterion of 49.754588305 is greater than the limit of 0.0001. The convergence is questionable.				Algorithm converged.	NE	NE	0,3223			Algorithm converged.	NE	NE
Blood and lymphatic system disorders		Missing	2	0,3	0	0,0	0	0,0	0	0,0	NE		NE	NE	NE	NE	NE	NE	NE	NE	NE	NE	NE	NE	NE	NE	NE	NE
Blood and lymphatic system disorders	Anaemia	< 64 letters	281	44,5	0	0,0	284	45,4	0	0,0	NE		NE	NE	NE	NE	NE	NE	NE	NE	NE	NE	NE	NE	NE	NE	NE	NE
Blood and lymphatic system disorders	Anaemia	>= 64 letters	349	55,2	1	0,3	341	54,6	0	0,0		Quasi-complete separation of data points detected.				WARNING: The relative Hessian convergence criterion of 49.754588305 is greater than the limit of 0.0001. The convergence is questionable.				Algorithm converged.	NE	NE	0,3223			Algorithm converged.	NE	NE
Blood and lymphatic system disorders	Anaemia	Missing	2	0,3	0	0,0	0	0,0	0	0,0	NE		NE	NE	NE	NE	NE	NE	NE	NE	NE	NE	NE	NE	NE	NE	NE	NE
Cardiac disorders		< 64 letters	281	44,5	4	1,4	284	45,4	4	1,4	0,81	Convergence criterion (GCONV=1E-8) satisfied.	0,21	3,53	-0,003	Algorithm converged.	-0,024	0,017	0,81	Algorithm converged.	0,222	2,98	0,7492		1,24	Algorithm converged.	0,34	4,56
Cardiac disorders		>= 64 letters	349	55,2	3	0,9	341	54,6	8	1,3	0,36	Convergence criterion (GCONV=1E-8) satisfied.	0,14	2,46	-0,006	Algorithm converged.	-0,022	0,010	0,39	Algorithm converged.	0,14	2,43	0,4570		1,71	Algorithm converged.	0,41	7,08
Cardiac disorders		Missing	2	0,3	0	0,0	0	0,0	0	0,0	NE		NE	NE	NE	NE	NE	NE	NE	NE	NE	NE	NE	NE	NE	NE	NE	NE
Cardiac disorders	Acute myocardial infarction	< 64 letters	281	44,5	1	0,4	284	45,4	1	0,4	1,01	Convergence criterion (GCONV=1E-8) satisfied.	0,06	16,24	0,000	Algorithm converged.	-0,010	0,010	1,01	Algorithm converged.	0,06	16,08	0,9940	0,9038	0,99	Algorithm converged.	0,06	15,74
Cardiac disorders	Acute myocardial infarction	>= 64 letters	349	55,2	0	0,0	341	54,6	1	0,3		Quasi-complete separation of data points detected.				ERROR: The mean parameter is either invalid or at a limit of its range for some observations.			0,00	Algorithm converged.	0,00	NE	0,3117		>999,99	Algorithm converged.	0,00	NE
Cardiac disorders	Acute myocardial infarction	Missing	2	0,3	0	0,0	0	0,0	0	0,0	NE		NE	NE	NE	NE	NE	NE	NE	NE	NE	NE	NE	NE	NE	NE	NE	NE
Cardiac disorders	Cardiac arrest	< 64 letters	281	44,5	0	0,0	284	45,4	1	0,4		Quasi-complete separation of data points detected.				ERROR: The mean parameter is either invalid or at a limit of its range for some observations.			0,00	Algorithm converged.	0,00	NE	0,3193	NE	>999,99	Algorithm converged.	0,00	NE
Cardiac disorders	Cardiac arrest	>= 64 letters	349	55,2	0	0,0	341	54,6	0	0,0	NE		NE	NE	NE	NE	NE	NE	NE	NE	NE	NE	NE	NE	NE	NE	NE	NE
Cardiac disorders	Cardiac arrest	Missing	2	0,3	0	0,0	0	0,0	0	0,0	NE		NE	NE	NE	NE	NE	NE	NE	NE	NE	NE	NE	NE	NE	NE	NE	NE
Cardiac disorders	Cardiac failure	< 64 letters	281	44,5	1	0,4	284	45,4	0	0,0		Quasi-complete separation of data points detected.				WARNING: Negative of Hessian not positive definite.			NE	Algorithm converged.	NE	NE	0,3147	1,0000	NE	Algorithm converged.	NE	NE
Cardiac disorders	Cardiac failure	>= 64 letters	349	55,2	0	0,0	341	54,6	0	0,0		Quasi-complete separation of data points detected.				WARNING: Negative of Hessian not positive definite.			NE	Algorithm converged.	NE	NE	0,3193		NE	Algorithm converged.	NE	NE
Cardiac disorders	Cardiac failure	Missing	2	0,3	0	0,0	0	0,0	0	0,0	NE		NE	NE	NE	NE	NE	NE	NE	NE	NE	NE	NE	NE	NE	NE	NE	NE
Cardiac disorders	Cardio-respiratory arrest	< 64 letters	281	44,5	0	0,0	284	45,4	0	0,0	NE		NE	NE	NE	NE	NE	NE	NE	NE	NE	NE	NE	NE	NE	NE	NE	NE
Cardiac disorders	Cardio-respiratory arrest	>= 64 letters	349	55,2	0	0,0	341	54,6	1	0,3		Quasi-complete separation of data points detected.				ERROR: Error in computing the link function, its derivatives, or the variance function.			0,00	Algorithm converged.	0,00	NE	0,3117		>999,99	Algorithm converged.	0,00	NE
Cardiac disorders	Cardio-respiratory arrest	Missing	2	0,3	0	0,0	0	0,0	0	0,0	NE		NE	NE	NE	NE	NE	NE	NE	NE	NE	NE	NE	NE	NE	NE	NE	NE
Cardiac disorders	Cardiopulmonary failure	< 64 letters	281	44,5	0	0,0	284	45,4	0	0,0	NE		NE	NE	NE	NE	NE	NE	NE	NE	NE	NE	NE	NE	NE	NE	NE	NE
Cardiac disorders	Cardiopulmonary failure	>= 64 letters	349	55,2	1	0,3	341	54,6	0	0,0		Quasi-complete separation of data points detected.				WARNING: The relative Hessian convergence criterion of 49.754588305 is greater than the limit of 0.0001. The convergence is questionable.			NE	Algorithm converged.	NE	NE	0,3223		NE	Algorithm converged.	NE	NE
Cardiac disorders	Cardiopulmonary failure	Missing	2	0,3	0	0,0	0	0,0	0	0,0	NE		NE	NE	NE	NE	NE	NE	NE	NE	NE	NE	NE	NE	NE	NE	NE	NE
Cardiac disorders	Coronary artery disease	< 64 letters	281	44,5	0	0,0	284	45,4	0	0,0	NE		NE	NE	NE	NE	NE	NE	NE	NE	NE	NE	NE	NE	NE	NE	NE	NE
Cardiac disorders	Coronary artery disease	>= 64 letters	349	55,2	0	0,0	341	54,6	1	0,3		Quasi-complete separation of data points detected.				ERROR: The mean parameter is either invalid or at a limit of its range for some observations.			0,00	Algorithm converged.	0,00	NE	0,3117		>999,99	Algorithm converged.	0,00	NE
Cardiac disorders	Coronary artery disease	Missing	2	0,3	0	0,0	0	0,0	0	0,0	NE		NE	NE	NE	NE	NE	NE	NE	NE	NE	NE	NE	NE	NE	NE	NE	NE
Cardiac disorders	Hypertensive heart disease	< 64 letters	281	44,5	0	0,0	284	45,4	1	0,4		Quasi-complete separation of data points detected.				ERROR: The mean parameter is either invalid or at a limit of its range for some observations.			0,00	Algorithm converged.	0,00	NE	0,3192	NE	>999,99	Algorithm converged.	0,00	NE
Cardiac disorders	Hypertensive heart disease	>= 64 letters	349	55,2	0	0,0	341	54,6	0	0,0	NE		NE	NE	NE	NE	NE	NE	NE	NE	NE	NE	NE	NE	NE	NE	NE	NE
Cardiac disorders	Hypertensive heart disease	Missing	2	0,3	0	0,0	0	0,0	0	0,0	NE		NE	NE	NE	NE	NE	NE	NE	NE	NE	NE	NE	NE	NE	NE	NE	NE
Cardiac disorders	Myocardial infarction	< 64 letters	281	44,5	2	0,7	284	45,4	2	0,7	1,01	Convergence criterion (GCONV=1E-8) satisfied.	0,14	7,23	0,000	Algorithm converged.	-0,014	0,014	1,01	Algorithm converged.	0,14	7,13	0,9933	0,1431	0,99	Algorithm converged.	0,14	6,88
Cardiac disorders	Myocardial infarction	>= 64 letters	349	55,2	0	0,0	341	54,6	1	0,3		Quasi-complete separation of data points detected.				ERROR: Error in computing the link function, its derivatives, or the variance function.			NE	Algorithm converged.	NE	NE	0,3122		>999,99	Algorithm converged.	NE	NE
Cardiac disorders	Myocardial infarction	Missing	2	0,3	0	0,0	0	0,0	0	0,0	NE		NE	NE	NE	NE	NE	NE	NE	NE	NE	NE	NE	NE	NE	NE	NE	NE
Gastrointestinal disorders		< 64 letters	281	44,5	0	0,0	284	45,4	1	0,4		Quasi-complete separation of data points detected.				ERROR: The mean parameter is either invalid or at a limit of its range for some observations.			0,00	Algorithm converged.	0,00	NE	0,3193		>999,99	Algorithm converged.	0,00	NE
Gastrointestinal disorders		>= 64 letters	349	55,2	0	0,0	341	54,6	0	0,0	NE		NE	NE	NE	NE	NE	NE	NE	NE	NE	NE	NE	NE	NE	NE	NE	NE
Gastrointestinal disorders		Missing	2	0,3	0	0,0	0	0,0	0	0,0	NE		NE	NE	NE	NE	NE	NE	NE	NE	NE	NE	NE	NE	NE	NE	NE	NE
Gastrointestinal disorders	Intestinal ischaemia	< 64 letters	281	44,5	0	0,0	284	45,4	1	0,4		Quasi-complete separation of data points detected.				ERROR: The mean parameter is either invalid or at a limit of its range for some observations.			0,00	Algorithm converged.	0,00	NE	0,3193	NE	>999,99	Algorithm converged.	0,00	NE
Gastrointestinal disorders	Intestinal ischaemia	>= 64 letters	349	55,2	0	0,0	341	54,6	0	0,0	NE		NE	NE	NE	NE	NE	NE	NE	NE	NE	NE	NE	NE	NE	NE	NE	NE
Gastrointestinal disorders	Intestinal ischaemia	Missing	2	0,3	0	0,0	0	0,0	0	0,0	NE		NE	NE	NE	NE	NE	NE	NE	NE	NE	NE	NE	NE	NE	NE	NE	NE
General disorders and administration site conditions		< 64 letters	281	44,5	4	1,4	284	45,4	0	0,0		Quasi-complete separation of data points detected.				WARNING: Negative of Hessian not positive definite.			NE	Algorithm converged.	NE	NE	0,0438	0,2108	NE	Algorithm converged.	NE	NE
General disorders and administration site conditions		>= 64 letters	349	55,2	3	0,9	341	54,6	1	0,3	2,85	Convergence criterion (GCONV=1E-8) satisfied.	0,31	28,47	0,006	Algorithm converged.	-0,006	0,017	2,93	Algorithm converged.	0,31	28,04	0,3276		0,34	Algorithm converged.	0,04	3,26
General disorders and administration site conditions		Missing	2	0,3	0	0,0	0	0,0	0	0,0	NE		NE	NE	NE	NE	NE	NE	NE	NE	NE	NE	NE	NE	NE	NE	NE	NE
General disorders and administration site conditions	Death	< 64 letters	281	44,5	4	1,4	284	45,4	0	0,0		Quasi-complete separation of data points detected.				WARNING: Negative of Hessian not positive definite.			NE	Algorithm converged.	NE	NE	0,0438	0,1609	NE	Algorithm converged.	NE	NE
General disorders and administration site conditions	Death	>= 64 letters	349	55,2	2	0,6	341	54,6	1	0,3	1,98	Convergence criterion (GCONV=1E-8) satisfied.	0,18	21,71	0,003	Algorithm converged.	-0,007	0,013	1,95	Algorithm converged.	0,18	21,45	0,5768		0,51	Algorithm converged.	0,05	5,82
General disorders and administration site conditions	Death	Missing	2	0,3	0	0,0	0	0,0	0	0,0	NE		NE	NE	NE	NE	NE	NE	NE	NE	NE	NE	NE	NE	NE	NE	NE	NE
General disorders and administration site conditions	Hernia obstructive	< 64 letters	281	44,5	0	0,0	284	45,4	0	0,0	NE		NE	NE	NE	NE	NE	NE	NE	NE	NE	NE	NE	NE	NE	NE	NE	NE
General disorders and administration site conditions	Hernia obstructive	>= 64 letters	349	55,2	1	0,3	341	54,6	0	0,0		Quasi-complete separation of data points detected.				WARNING: The relative Hessian convergence criterion of 49.754588305 is greater than the limit of 0.0001. The convergence is questionable.			NE	Algorithm converged.	NE	NE	0,3223		NE	Algorithm converged.	NE	NE
General disorders and administration site conditions	Hernia obstructive	Missing	2	0,3	0	0,0	0	0,0	0	0,0	NE		NE	NE	NE	NE	NE	NE	NE	NE	NE	NE	NE	NE	NE	NE	NE	NE
Infections and infestations		< 64 letters	281	44,5	4	1,4	284	45,4	1	0,4	4,09	Convergence criterion (GCONV=1E-8) satisfied.	0,45	36,78	0,011	Algorithm converged.	-0,005	0,026	4,04	Algorithm converged.	0,45	35,95	0,1744	0,4708	0,25	Algorithm converged.	0,03	2,20
Infections and infestations		>= 64 letters	349	55,2	3	0,9	341	54,6	2	0,6	1,47	Convergence criterion (GCONV=1E-8) satisfied.	0,24	8,83	0,003	Algorithm converged.	-0,010	0,013	1,47	Algorithm converged.	0,25	8,72	0,6726		0,68	Algorithm converged.	0,11	4,06
Infections and infestations		Missing	2	0,3	0	0,0	0	0,0	0	0,0	NE		NE	NE	NE	NE	NE	NE	NE	NE	NE	NE	NE	NE	NE	NE	NE	NE
Infections and infestations	COVID-19	< 64 letters	281	44,5	3	1,1	284	45,4	1	0,4	3,03	Convergence criterion (GCONV=1E-8) satisfied.	0,32	29,53	0,007	Algorithm converged.	-0,007	0,021	3,03	Algorithm converged.	0,32	28,97	0,3180	0,4828	0,33	Algorithm converged.	0,03	3,15
Infections and infestations	COVID-19	>= 64 letters	349	55,2	1	0,3	341	54,6	0	0,0		Quasi-complete separation of data points detected.				WARNING: The relative Hessian convergence criterion of 49.754588305 is greater than the limit of 0.0001. The convergence is questionable.			NE	Algorithm converged.	NE	NE	0,3223		NE	Algorithm converged.	NE	NE
Infections and infestations	COVID-19	Missing	2	0,3	0	0,0	0	0,0	0	0,0	NE		NE	NE	NE	NE	NE	NE	NE	NE	NE	NE	NE	NE	NE	NE	NE	NE
Infections and infestations	COVID-19 pneumonia	< 64 letters	281	44,5	1	0,4	284	45,4	0	0,0		Quasi-complete separation of data points detected.				WARNING: Negative of Hessian not positive definite.			NE	Algorithm converged.	NE	NE	0,3147	0,3008	NE	Algorithm converged.	NE	NE
Infections and infestations	COVID-19 pneumonia	>= 64 letters	349	55,2	1	0,3	341	54,6	1	0,3	0,98	Convergence criterion (GCONV=1E-8) satisfied.	0,06	15,68	0,000	Algorithm converged.	-0,008	0,008	0,98	Algorithm converged.	0,06	15,56	0,9880		1,02	Algorithm converged.	0,04	16,30
Infections and infestations	COVID-19 pneumonia	Missing	2	0,3	0	0,0	0	0,0	0	0,0	NE		NE	NE	NE	NE	NE	NE	NE	NE	NE	NE	NE	NE	NE	NE	NE	NE
Infections and infestations	Pneumonia	< 64 letters	281	44,5	0	0,0	284	45,4	0	0,0	NE		NE	NE	NE	NE	NE	NE	NE	NE	NE	NE	NE	NE	NE	NE	NE	NE
Infections and infestations	Pneumonia	>= 64 letters	349	55,2	1	0,3	341	54,6	0	0,0		Quasi-complete separation of data points detected.				WARNING: Negative of Hessian not positive definite.			NE	Algorithm converged.	NE	NE	0,3223		NE	Algorithm converged.	NE	NE
Infections and infestations	Pneumonia	Missing	2	0,3	0	0,0	0	0,0	0	0,0	NE		NE	NE	NE	NE	NE	NE	NE	NE	NE	NE	NE	NE	NE	NE	NE	NE
Infections and infestations	Suspected COVID-19	< 64 letters	281	44,5	0	0,0	284	45,4	0	0,0	NE		NE	NE	NE	NE	NE	NE	NE	NE	NE	NE	NE	NE	NE	NE	NE	NE
Infections and infestations	Suspected COVID-19	>= 64 letters	349	55,2	0	0,0	341	54,6	1	0,3		Quasi-complete separation of data points detected.				ERROR: Error in computing the link function, its derivatives, or the variance function.			0,00	Algorithm converged.	0,00	NE	0,3117		>999,99	Algorithm converged.	0,00	NE
Infections and infestations	Suspected COVID-19	Missing	2	0,3	0	0,0	0	0,0	0	0,0	NE		NE	NE	NE	NE	NE	NE	NE	NE	NE	NE	NE	NE	NE	NE	NE	NE
Metabolism and nutrition disorders		< 64 letters	281	44,5	0	0,0	284	45,4	0	0,0	NE		NE	NE	NE	NE	NE	NE	NE	NE	NE	NE	NE	NE	NE	NE	NE	NE
Metabolism and nutrition disorders		>= 64 letters	349	55,2	0	0,0	341	54,6	1	0,3		Quasi-complete separation of data points detected.				ERROR: The mean parameter is either invalid or at a limit of its range for some observations.			0,00	Algorithm converged.	0,00	NE	0,3117		>999,99	Algorithm converged.	0,00	NE
Metabolism and nutrition disorders		Missing	2	0,3	0	0,0	0	0,0	0	0,0	NE		NE	NE	NE	NE	NE	NE	NE	NE	NE	NE	NE	NE	NE	NE	NE	NE
Metabolism and nutrition disorders	Type 1 diabetes mellitus	< 64 letters	281	44,5	0	0,0	284	45,4	0	0,0	NE		NE	NE	NE	NE	NE	NE	NE	NE	NE	NE	NE	NE	NE	NE	NE	NE
Metabolism and nutrition disorders	Type 1 diabetes mellitus	>= 64 letters	349	55,2	0	0,0	341	54,6	1	0,3		Quasi-complete separation of data points detected.				ERROR: The mean parameter is either invalid or at a limit of its range for some observations.			0,00	Algorithm converged.	0,00	NE	0,3117		>999,99	Algorithm converged.	0,00	NE
Metabolism and nutrition disorders	Type 1 diabetes mellitus	Missing	2	0,3	0	0,0	0	0,0	0	0,0	NE		NE	NE	NE	NE	NE	NE	NE	NE	NE	NE	NE	NE	NE	NE	NE	NE
Neoplasms benign, malignant and unspecified (incl cysts and polyps)		< 64 letters	281	44,5	1	0,4	284	45,4	1	0,4	1,01	Convergence criterion (GCONV=1E-8) satisfied.	0,06	16,24	0,000	Algorithm converged.	-0,010	0,010	1,01	Algorithm converged.	0,06	16,08	0,9940	0,9845	0,99	Algorithm converged.	0,06	15,74
Neoplasms benign, malignant and unspecified (incl cysts and polyps)		>= 64 letters	349	55,2	1	0,3	341	54,6	1	0,3	0,98	Convergence criterion (GCONV=1E-8) satisfied.	0,06	15,68	0,000	Algorithm converged.	-0,008	0,008	0,98	Algorithm converged.	0,06	15,56	0,9880		1,02	Algorithm converged.	0,04	16,30
Neoplasms benign, malignant and unspecified (incl cysts and polyps)		Missing	2	0,3	0	0,0	0	0,0	0	0,0	NE		NE	NE	NE	NE	NE	NE	NE	NE	NE	NE	NE	NE	NE	NE	NE	NE
Neoplasms benign, malignant and unspecified (incl cysts and polyps)	Adenocarcinoma of colon	< 64 letters	281	44,5	0	0,0	284	45,4	0	0,0	NE		NE	NE	NE	NE	NE	NE	NE	NE	NE	NE	NE	NE	NE	NE	NE	NE
Neoplasms benign, malignant and unspecified (incl cysts and polyps)	Adenocarcinoma of colon	>= 64 letters	349	55,2	0	0,0	341	54,6	1	0,3		Quasi-complete separation of data points detected.				ERROR: The mean parameter is either invalid or at a limit of its range for some observations.			0,00	Algorithm converged.	0,00	NE	0,3117		>999,99	Algorithm converged.	0,00	NE
Neoplasms benign, malignant and unspecified (incl cysts and polyps)	Adenocarcinoma of colon	Missing	2	0,3	0	0,0	0	0,0	0	0,0	NE		NE	NE	NE	NE	NE	NE	NE	NE	NE	NE	NE	NE	NE	NE	NE	NE

Neoplasms benign, malignant and unspecified (incl cysts and polyps)	Leukaemia	< 64 letters	281	44,5	0	0,0	284	45,4	0	0,0	NE					NE	NE	NE	NE	NE	NE	NE	NE	NE	NE	NE	NE	NE	NE	NE	NE	NE	NE	NE	NE
Neoplasms benign, malignant and unspecified (incl cysts and polyps)	Leukaemia	>= 64 letters	349	55,2	1	0,3	341	54,6	0	0,0	NE	*	Quasi-complete separation of data points detected.				*	WARNING: The relative Hessian convergence criterion of 53.071571525 is greater than the limit of 0.0001. The convergence is questionable.			NE	Algorithm converged.	NE	NE	0,3222		NE	Algorithm converged.	NE	NE	NE	NE	NE	NE
Neoplasms benign, malignant and unspecified (incl cysts and polyps)	Leukaemia	Missing	2	0,3	0	0,0	0	0,0	0	0,0	NE					NE	NE	NE	NE	NE	NE	NE	NE	NE	NE	NE	NE	NE	NE	NE	NE	NE	NE	NE	NE
Neoplasms benign, malignant and unspecified (incl cysts and polyps)	Pancreatic carcinoma metastatic	< 64 letters	281	44,5	1	0,4	284	45,4	1	0,4	1,01		Convergence criterion (GCONV=1E-8) satisfied.	0,06	16,24	0,000		Algorithm converged.	-0,010	0,010	1,01	Algorithm converged.	0,06	16,08	0,9940	1,0000	0,99	Algorithm converged.	0,06	15,74				
Neoplasms benign, malignant and unspecified (incl cysts and polyps)	Pancreatic carcinoma metastatic	>= 64 letters	349	55,2	0	0,0	341	54,6	0	0,0	NE					NE	NE	NE	NE	NE	NE	NE	NE	NE	NE	NE	NE	NE	NE	NE	NE	NE	NE	NE	NE
Neoplasms benign, malignant and unspecified (incl cysts and polyps)	Pancreatic carcinoma metastatic	Missing	2	0,3	0	0,0	0	0,0	0	0,0	NE					NE	NE	NE	NE	NE	NE	NE	NE	NE	NE	NE	NE	NE	NE	NE	NE	NE	NE	NE	NE
Nervous system disorders		< 64 letters	281	44,5	1	0,4	284	45,4	0	0,0		*	Quasi-complete separation of data points detected.				*	WARNING: Negative of Hessian not positive definite.			NE	Algorithm converged.	NE	NE	0,3147	1,0000	NE	Algorithm converged.	NE	NE				
Nervous system disorders		>= 64 letters	349	55,2	2	0,6	341	54,6	0	0,0		*	Quasi-complete separation of data points detected.				*	WARNING: Negative of Hessian not positive definite.			NE	Algorithm converged.	NE	NE	0,1414		NE	Algorithm converged.	NE	NE				
Nervous system disorders		Missing	2	0,3	0	0,0	0	0,0	0	0,0	NE					NE	NE	NE	NE	NE	NE	NE	NE	NE	NE	NE	NE	NE	NE	NE	NE	NE	NE	NE	NE
Nervous system disorders	Cerebral haemorrhage	< 64 letters	281	44,5	0	0,0	284	45,4	0	0,0	NE					NE	NE	NE	NE	NE	NE	NE	NE	NE	NE	NE	NE	NE	NE	NE	NE	NE	NE	NE	NE
Nervous system disorders	Cerebral haemorrhage	>= 64 letters	349	55,2	1	0,3	341	54,6	0	0,0		*	Quasi-complete separation of data points detected.				*	WARNING: The relative Hessian convergence criterion of 49.754598305 is greater than the limit of 0.0001. The convergence is questionable.			NE	Algorithm converged.	NE	NE	0,3229		NE	Algorithm converged.	NE	NE				
Nervous system disorders	Cerebral haemorrhage	Missing	2	0,3	0	0,0	0	0,0	0	0,0	NE					NE	NE	NE	NE	NE	NE	NE	NE	NE	NE	NE	NE	NE	NE	NE	NE	NE	NE	NE	NE
Nervous system disorders	Haemorrhage intracranial	< 64 letters	281	44,5	0	0,0	284	45,4	0	0,0	NE					NE	NE	NE	NE	NE	NE	NE	NE	NE	NE	NE	NE	NE	NE	NE	NE	NE	NE	NE	NE
Nervous system disorders	Haemorrhage intracranial	>= 64 letters	349	55,2	1	0,3	341	54,6	0	0,0		*	Quasi-complete separation of data points detected.				*	WARNING: The relative Hessian convergence criterion of 53.071571525 is greater than the limit of 0.0001. The convergence is questionable.			NE	Algorithm converged.	NE	NE	0,3229		NE	Algorithm converged.	NE	NE				
Nervous system disorders	Haemorrhage intracranial	Missing	2	0,3	0	0,0	0	0,0	0	0,0	NE					NE	NE	NE	NE	NE	NE	NE	NE	NE	NE	NE	NE	NE	NE	NE	NE	NE	NE	NE	NE
Nervous system disorders	Ischaemic stroke	< 64 letters	281	44,5	1	0,4	284	45,4	0	0,0		**	Quasi-complete separation of data points detected.				*	WARNING: Negative of Hessian not positive definite.			NE	Algorithm converged.	NE	NE	0,3147	1,0000	NE	Algorithm converged.	NE	NE				
Nervous system disorders	Ischaemic stroke	>= 64 letters	349	55,2	1	0,3	341	54,6	1	0,3		*	Quasi-complete separation of data points detected.				*	WARNING: The relative Hessian convergence criterion of 53.071571525 is greater than the limit of 0.0001. The convergence is questionable.			NE	Algorithm converged.	NE	NE	0,3229		NE	Algorithm converged.	NE	NE				
Nervous system disorders	Ischaemic stroke	Missing	2	0,3	0	0,0	0	0,0	0	0,0	NE					NE	NE	NE	NE	NE	NE	NE	NE	NE	NE	NE	NE	NE	NE	NE	NE	NE	NE	NE	NE
Nervous system disorders	Ruptured cerebral aneurysm	< 64 letters	281	44,5	0	0,0	284	45,4	0	0,0	NE					NE	NE	NE	NE	NE	NE	NE	NE	NE	NE	NE	NE	NE	NE	NE	NE	NE	NE	NE	NE
Nervous system disorders	Ruptured cerebral aneurysm	>= 64 letters	349	55,2	1	0,3	341	54,6	0	0,0		*	Quasi-complete separation of data points detected.				*	WARNING: The relative Hessian convergence criterion of 53.071571525 is greater than the limit of 0.0001. The convergence is questionable.			NE	Algorithm converged.	NE	NE	0,3229		NE	Algorithm converged.	NE	NE				
Nervous system disorders	Ruptured cerebral aneurysm	Missing	2	0,3	0	0,0	0	0,0	0	0,0	NE					NE	NE	NE	NE	NE	NE	NE	NE	NE	NE	NE	NE	NE	NE	NE	NE	NE	NE	NE	NE
Psychiatric disorders		< 64 letters	281	44,5	0	0,0	284	45,4	1	0,4		*	Quasi-complete separation of data points detected.				*	ERROR: The mean parameter is either invalid or at a limit of its range for some observations.			0,00	Algorithm converged.	0,00	NE	0,3199	NE	>999,99	Algorithm converged.	0,00	NE				
Psychiatric disorders		>= 64 letters	349	55,2	0	0,0	341	54,6	0	0,0	NE			NE	NE	NE	NE	NE	NE	NE	NE	NE	NE	NE	NE	NE	NE	NE	NE	NE	NE	NE	NE	NE	NE
Psychiatric disorders		Missing	2	0,3	0	0,0	0	0,0	0	0,0	NE			NE	NE	NE	NE	NE	NE	NE	NE	NE	NE	NE	NE	NE	NE	NE	NE	NE	NE	NE	NE	NE	NE
Psychiatric disorders	Completed suicide	< 64 letters	281	44,5	0	0,0	284	45,4	1	0,4		*	Quasi-complete separation of data points detected.				*	ERROR: The mean parameter is either invalid or at a limit of its range for some observations.			0,00	Algorithm converged.	0,00	NE	0,3199	NE	>999,99	Algorithm converged.	0,00	NE				
Psychiatric disorders	Completed suicide	>= 64 letters	349	55,2	0	0,0	341	54,6	0	0,0	NE			NE	NE	NE	NE	NE	NE	NE	NE	NE	NE	NE	NE	NE	NE	NE	NE	NE	NE	NE	NE	NE	NE
Psychiatric disorders	Completed suicide	Missing	2	0,3	0	0,0	0	0,0	0	0,0	NE			NE	NE	NE	NE	NE	NE	NE	NE	NE	NE	NE	NE	NE	NE	NE	NE	NE	NE	NE	NE	NE	NE
Renal and urinary disorders		< 64 letters	281	44,5	0	0,0	284	45,4	1	0,4		*	Quasi-complete separation of data points detected.				*	ERROR: The mean parameter is either invalid or at a limit of its range for some observations.			0,00	Algorithm converged.	0,00	NE	0,3199	NE	>999,99	Algorithm converged.	0,00	NE				
Renal and urinary disorders		>= 64 letters	349	55,2	0	0,0	341	54,6	0	0,0	NE			NE	NE	NE	NE	NE	NE	NE	NE	NE	NE	NE	NE	NE	NE	NE	NE	NE	NE	NE	NE	NE	NE
Renal and urinary disorders		Missing	2	0,3	0	0,0	0	0,0	0	0,0	NE			NE	NE	NE	NE	NE	NE	NE	NE	NE	NE	NE	NE	NE	NE	NE	NE	NE	NE	NE	NE	NE	NE
Renal and urinary disorders	Chronic kidney disease	< 64 letters	281	44,5	0	0,0	284	45,4	1	0,4		*	Quasi-complete separation of data points detected.				*	ERROR: The mean parameter is either invalid or at a limit of its range for some observations.			0,00	Algorithm converged.	0,00	NE	0,3198	NE	>999,99	Algorithm converged.	0,00	NE				
Renal and urinary disorders	Chronic kidney disease	>= 64 letters	349	55,2	0	0,0	341	54,6	0	0,0	NE			NE	NE	NE	NE	NE	NE	NE	NE	NE	NE	NE	NE	NE	NE	NE	NE	NE	NE	NE	NE	NE	NE
Renal and urinary disorders	Chronic kidney disease	Missing	2	0,3	0	0,0	0	0,0	0	0,0	NE			NE	NE	NE	NE	NE	NE	NE	NE	NE	NE	NE	NE	NE	NE	NE	NE	NE	NE	NE	NE	NE	NE
Respiratory, thoracic and mediastinal disorders		< 64 letters	281	44,5	2	0,7	284	45,4	0	0,0		*	Quasi-complete separation of data points detected.				*	WARNING: Negative of Hessian not positive definite.			NE	Algorithm converged.	NE	NE	0,1547	0,1842	NE	Algorithm converged.	NE	NE				
Respiratory, thoracic and mediastinal disorders		>= 64 letters	349	55,2	1	0,3	341	54,6	1	0,3	0,88		Convergence criterion (GCONV=1E-8) satisfied.	0,06	15,68	0,000		Algorithm converged.	-0,008	0,008	0,98	Algorithm converged.	0,06	15,56	0,9840		1,02	Algorithm converged.	0,06	16,30				
Respiratory, thoracic and mediastinal disorders		Missing	2	0,3	0	0,0	0	0,0	0	0,0	NE			NE	NE	NE	NE	NE	NE	NE	NE	NE	NE	NE	NE	NE	NE	NE	NE	NE	NE	NE	NE	NE	NE
Respiratory, thoracic and mediastinal disorders	Dyspnoea	< 64 letters	281	44,5	0	0,0	284	45,4	0	0,0	NE			NE	NE	NE	NE	NE	NE	NE	NE	NE	NE	NE	NE	NE	NE	NE	NE	NE	NE	NE	NE	NE	NE
Respiratory, thoracic and mediastinal disorders	Dyspnoea	>= 64 letters	349	55,2	1	0,3	341	54,6	1	0,3		*	Quasi-complete separation of data points detected.				*	WARNING: The relative Hessian convergence criterion of 49.754598305 is greater than the limit of 0.0001. The convergence is questionable.			NE	Algorithm converged.	NE	NE	0,3222		NE	Algorithm converged.	NE	NE				
Respiratory, thoracic and mediastinal disorders	Dyspnoea	Missing	2	0,3	0	0,0	0	0,0	0	0,0	NE			NE	NE	NE	NE	NE	NE	NE	NE	NE	NE	NE	NE	NE	NE	NE	NE	NE	NE	NE	NE	NE	NE
Respiratory, thoracic and mediastinal disorders	Pneumonia aspiration	< 64 letters	281	44,5	1	0,4	284	45,4	0	0,0		*	Quasi-complete separation of data points detected.				*	WARNING: Negative of Hessian not positive definite.			NE	Algorithm converged.	NE	NE	0,3147	NE	NE	Algorithm converged.	NE	NE				
Respiratory, thoracic and mediastinal disorders	Pneumonia aspiration	>= 64 letters	349	55,2	0	0,0	341	54,6	0	0,0	NE			NE	NE	NE	NE	NE	NE	NE	NE	NE	NE	NE	NE	NE	NE	NE	NE	NE	NE	NE	NE	NE	NE
Respiratory, thoracic and mediastinal disorders	Pneumonia aspiration	Missing	2	0,3	0	0,0	0	0,0	0	0,0	NE			NE	NE	NE	NE	NE	NE	NE	NE	NE	NE	NE	NE	NE	NE	NE	NE	NE	NE	NE	NE	NE	NE
Respiratory, thoracic and mediastinal disorders	Pulmonary fibrosis	< 64 letters	281	44,5	1	0,4	284	45,4	0	0,0		*	Quasi-complete separation of data points detected.				*	WARNING: Negative of Hessian not positive definite.			NE	Algorithm converged.	NE	NE	0,3147	NE	NE	Algorithm converged.	NE	NE				
Respiratory, thoracic and mediastinal disorders	Pulmonary fibrosis	>= 64 letters	349	55,2	0	0,0	341	54,6	0	0,0	NE			NE	NE	NE	NE	NE	NE	NE	NE	NE	NE	NE	NE	NE	NE	NE	NE	NE	NE	NE	NE	NE	NE
Respiratory, thoracic and mediastinal disorders	Pulmonary fibrosis	Missing	2	0,3	0	0,0	0	0,0	0	0,0	NE			NE	NE	NE	NE	NE	NE	NE	NE	NE	NE	NE	NE	NE	NE	NE	NE	NE	NE	NE	NE	NE	NE
Respiratory, thoracic and mediastinal disorders	Respiratory failure	< 64 letters	281	44,5	0	0,0	284	45,4	0	0,0	NE			NE	NE	NE	NE	NE	NE	NE	NE	NE	NE	NE	NE	NE	NE	NE	NE	NE	NE	NE	NE	NE	NE
Respiratory, thoracic and mediastinal disorders	Respiratory failure	>= 64 letters	349	55,2	0	0,0	341	54,6	1	0,3		*	Quasi-complete separation of data points detected.				*	ERROR: The mean parameter is either invalid or at a limit of its range for some observations.			0,00	Algorithm converged.	0,00	NE	0,3217		>999,99	Algorithm converged.	0,00	NE				
Respiratory, thoracic and mediastinal disorders	Respiratory failure	Missing	2	0,3	0	0,0	0	0,0	0	0,0	NE			NE	NE	NE	NE	NE	NE	NE	NE	NE	NE	NE	NE	NE	NE	NE	NE	NE	NE	NE	NE	NE	NE
Vascular disorders		< 64 letters	281	44,5	0	0,0	284	45,4	1	0,4		*	Quasi-complete separation of data points detected.				*	ERROR: The mean parameter is either invalid or at a limit of its range for some observations.			0,00	Algorithm converged.	0,00	NE	0,3199	1,0000	>999,99	Algorithm converged.	0,00	NE				
Vascular disorders		>= 64 letters	349	55,2	0	0,0	341	54,6	1	0,3		*	Quasi-complete separation of data points detected.				*	ERROR: The mean parameter is either invalid or at a limit of its range for some observations.			0,00	Algorithm converged.	0,00	NE	0,3217		>999,99	Algorithm converged.	0,00	NE				
Vascular disorders		Missing	2	0,3	0	0,0	0	0,0	0	0,0	NE			NE	NE	NE	NE	NE	NE	NE	NE	NE	NE	NE	NE	NE	NE	NE	NE	NE	NE	NE	NE	NE	NE
Vascular disorders	Circulatory collapse	< 64 letters	281	44,5	0	0,0	284	45,4	0	0,0	NE			NE	NE	NE	NE	NE	NE	NE	NE	NE	NE	NE	NE	NE	NE	NE	NE	NE	NE	NE	NE	NE	NE
Vascular disorders	Circulatory collapse	>= 64 letters	349	55,2	0	0,0	341	54,6	1	0,3		*	Quasi-complete separation of data points detected.				*	ERROR: The mean parameter is either invalid or at a limit of its range for some observations.			0,00	Algorithm converged.	0,00	NE	0,3217		>999,99	Algorithm converged.	0,00	NE				
Vascular disorders	Circulatory collapse	Missing	2	0,3	0	0,0	0	0,0	0	0,0	NE			NE	NE	NE	NE	NE	NE	NE	NE	NE	NE	NE	NE	NE	NE	NE	NE	NE	NE	NE	NE	NE	NE
Vascular disorders	Hypotension	< 64 letters	281	44,5	0	0,0	284	45,4	1	0,4		*	Quasi-complete separation of data points detected.				*	ERROR: The mean parameter is either invalid or at a limit of its range for some observations.			0,00	Algorithm converged.	0,00	NE	0,3199	NE	>999,99	Algorithm converged.	0,00	NE				
Vascular disorders	Hypotension	>= 64 letters	349	55,2	0	0,0	341	54,6	0	0,0	NE			NE	NE	NE	NE	NE	NE	NE	NE	NE	NE	NE	NE	NE	NE	NE	NE	NE	NE	NE	NE	NE	NE
Vascular disorders	Hypotension	Missing	2	0,3	0	0,0	0	0,0	0	0,0	NE			NE	NE	NE	NE	NE	NE	NE	NE	NE	NE	NE	NE	NE	NE	NE	NE	NE	NE	NE	NE	NE	NE

Test for interaction based on RR (Log-binomial regression)
* indicates convergence problem. Result is uninterpretable.
Clinical cut-off: YOSEMITE 01NOV2021 and RAINE 28OCT2021

Program: root/global/globalshare/morse macros/current/prod/prosram/t_ae_raw_soc.sas
Output: root/clinical_studies/BO5867461/CDT70122/share/ACE_pool_DME_CSR_Final/prod/output_saf_bc/t_ae_raw_soc_sg_DTHAE_SERC_OCTNOV2021_DME.xls
15MAR2022 15:18

POPULATION: Safety-Evaluable Population B vs. C
ENDPOINT: AEs leading to Death throughout the Entire Study
MODEL: Unstratified analysis
STUDY: GR40349 & GR40398
Dichotomous Analysis by Subgroups (Safety)

Geographic region

			Fariciman (PTI) (N=632)				Aflibercept (N=625)				Fariciman (PTI) vs. Aflibercept												Aflibercept vs. Fariciman (PTI)			
			Patients		Patients with Event		Patients		Patients with Event		Odds Ratio				Absolute Risk Difference				Relative Risk				Relative Risk			
MedDRA System Organ Class	MedDRA Preferred Term	Level	n	%	n	%	n	%	n	%	Odds Ratio	Convergence Reason	95% Lower CL	95% Upper CL	Absolute Risk	Convergence Reason	95% Lower CL	95% Upper CL	Relative Risk	Convergence Reason	95% Lower CL	95% Upper CL	p-value (Cochran-Mantel-Haenszel)	Interaction Test p-value (likelihood ratio)	Relative Risk	Convergence Reason	95% Lower CL	95% Upper CL
Blood and lymphatic system disorders		Europe	219	34,7	1	0,5	218	34,9	3	0,9		* Quasi-complete separation of data points detected.				* WARNING: Negative of Hessian not positive definite.			NE	Algorithm converged.	NE	NE	0,3184	NE	NE	Algorithm converged.	NE	NE
Blood and lymphatic system disorders		America	344	54,4	0	0,0	339	54,2	2	0,6	NE		NE	NE	NE		NE	NE	NE	NE	NE	NE	NE		NE	NE	NE	NE
Blood and lymphatic system disorders		Asia Pacific (inc. Australia)	69	10,9	0	0,0	68	10,9	0	0,0	NE		NE	NE	NE		NE	NE	NE	NE	NE	NE	NE		NE	NE	NE	NE
Blood and lymphatic system disorders	Anaemia	Europe	219	34,7	1	0,5	218	34,9	0	0,0		* Quasi-complete separation of data points detected.				* WARNING: Negative of Hessian not positive definite.			NE	Algorithm converged.	NE	NE	0,3184	NE	NE	Algorithm converged.	NE	NE
Blood and lymphatic system disorders	Anaemia	America	344	54,4	1	0,3	339	54,2	1	0,3	NE		NE	NE	NE		NE	NE	NE	NE	NE	NE	NE		NE	NE	NE	NE
Blood and lymphatic system disorders	Anaemia	Asia Pacific (inc. Australia)	69	10,9	0	0,0	68	10,9	0	0,0	NE		NE	NE	NE		NE	NE	NE	NE	NE	NE	NE		NE	NE	NE	NE
Cardiac disorders		Europe	219	34,7	4	1,8	218	34,9	4	1,8	1,00	Convergence criterion (GCONV=1E-8) satisfied.	0,25	4,03	0,000	Algorithm converged.	-0,025	0,025	1,00	Algorithm converged.	0,25	3,97	0,9048	0,7752	1,00	Algorithm converged.	0,25	3,97
Cardiac disorders		America	344	54,4	5	2,3	339	54,2	8	3,8	0,49	Convergence criterion (GCONV=1E-8) satisfied.	0,12	1,97	-0,020	Algorithm converged.	-0,020	0,008	0,49	Algorithm converged.	0,12	1,95	0,3033		2,03	Algorithm converged.	0,51	8,03
Cardiac disorders		Asia Pacific (inc. Australia)	69	10,9	0	0,0	68	10,9	0	0,0	NE		NE	NE	NE		NE	NE	NE	NE	NE	NE	NE		NE	NE	NE	NE
Cardiac disorders	Acute myocardial infarction	Europe	219	34,7	1	0,5	218	34,9	1	0,5	1,00	Convergence criterion (GCONV=1E-8) satisfied.	0,06	16,02	0,000	Algorithm converged.	-0,013	0,013	1,00	Algorithm converged.	0,06	15,86	0,9974	NE	1,00	Algorithm converged.	0,06	15,86
Cardiac disorders	Acute myocardial infarction	America	344	54,4	0	0,0	339	54,2	1	0,3		* Quasi-complete separation of data points detected.				* ERROR: The mean parameter is either invalid or at a limit of its range for some observations.			0,00	Algorithm converged.	0,00	NE	0,3138		>999,99	Algorithm converged.	0,00	NE
Cardiac disorders	Acute myocardial infarction	Asia Pacific (inc. Australia)	69	10,9	0	0,0	68	10,9	0	0,0	NE		NE	NE	NE		NE	NE	NE	NE	NE	NE	NE		NE	NE	NE	NE
Cardiac disorders	Cardiac arrest	Europe	219	34,7	0	0,0	218	34,9	1	0,5		* Quasi-complete separation of data points detected.				* ERROR: Error in computing the link function, its derivatives, or the variance function.			0,00	Algorithm converged.	0,00	NE	0,3162	NE	>999,99	Algorithm converged.	0,00	NE
Cardiac disorders	Cardiac arrest	America	344	54,4	0	0,0	339	54,2	0	0,0	NE		NE	NE	NE		NE	NE	NE	NE	NE	NE	NE		NE	NE	NE	NE
Cardiac disorders	Cardiac arrest	Asia Pacific (inc. Australia)	69	10,9	0	0,0	68	10,9	0	0,0	NE		NE	NE	NE		NE	NE	NE	NE	NE	NE	NE		NE	NE	NE	NE
Cardiac disorders	Cardiac failure	Europe	219	34,7	2	0,9	218	34,9	3	1,4		* Quasi-complete separation of data points detected.				* ERROR: The mean parameter is either invalid or at a limit of its range for some observations.			NE	Algorithm converged.	NE	NE	0,1574	NE	NE	Algorithm converged.	NE	NE
Cardiac disorders	Cardiac failure	America	344	54,4	1	0,3	339	54,2	0	0,0		* Quasi-complete separation of data points detected.				* WARNING: Negative of Hessian not positive definite.			NE	Algorithm converged.	NE	NE	0,3203		NE	Algorithm converged.	NE	NE
Cardiac disorders	Cardiac failure	Asia Pacific (inc. Australia)	69	10,9	0	0,0	68	10,9	0	0,0	NE		NE	NE	NE		NE	NE	NE	NE	NE	NE	NE		NE	NE	NE	NE
Cardiac disorders	Cardio-respiratory arrest	Europe	219	34,7	0	0,0	218	34,9	0	0,0	NE		NE	NE	NE		NE	NE	NE	NE	NE	NE	NE	NE	NE	NE	NE	NE
Cardiac disorders	Cardio-respiratory arrest	America	344	54,4	0	0,0	339	54,2	1	0,3		* Quasi-complete separation of data points detected.				* ERROR: The mean parameter is either invalid or at a limit of its range for some observations.			0,00	Algorithm converged.	0,00	NE	0,3138		>999,99	Algorithm converged.	0,00	NE
Cardiac disorders	Cardio-respiratory arrest	Asia Pacific (inc. Australia)	69	10,9	0	0,0	68	10,9	0	0,0	NE		NE	NE	NE		NE	NE	NE	NE	NE	NE	NE		NE	NE	NE	NE
Cardiac disorders	Cardiopulmonary failure	Europe	219	34,7	1	0,5	218	34,9	0	0,0		* Quasi-complete separation of data points detected.				* WARNING: Negative of Hessian not positive definite.			NE	Algorithm converged.	NE	NE	0,3184	NE	NE	Algorithm converged.	NE	NE
Cardiac disorders	Cardiopulmonary failure	America	344	54,4	1	0,3	339	54,2	3	0,9	NE		NE	NE	NE		NE	NE	NE	NE	NE	NE	NE		NE	NE	NE	NE
Cardiac disorders	Cardiopulmonary failure	Asia Pacific (inc. Australia)	69	10,9	0	0,0	68	10,9	0	0,0	NE		NE	NE	NE		NE	NE	NE	NE	NE	NE	NE		NE	NE	NE	NE
Cardiac disorders	Coronary artery disease	Europe	219	34,7	0	0,0	218	34,9	0	0,0	NE		NE	NE	NE		NE	NE	NE	NE	NE	NE	NE	NE	NE	NE	NE	NE
Cardiac disorders	Coronary artery disease	America	344	54,4	0	0,0	339	54,2	1	0,3		* Quasi-complete separation of data points detected.				* ERROR: The mean parameter is either invalid or at a limit of its range for some observations.			0,00	Algorithm converged.	0,00	NE	0,3138		>999,99	Algorithm converged.	0,00	NE
Cardiac disorders	Coronary artery disease	Asia Pacific (inc. Australia)	69	10,9	0	0,0	68	10,9	0	0,0	NE		NE	NE	NE		NE	NE	NE	NE	NE	NE	NE		NE	NE	NE	NE
Cardiac disorders	Hypertensive heart disease	Europe	219	34,7	0	0,0	218	34,9	0	0,0	NE		NE	NE	NE		NE	NE	NE	NE	NE	NE	NE	NE	NE	NE	NE	NE
Cardiac disorders	Hypertensive heart disease	America	344	54,4	0	0,0	339	54,2	1	0,3		* Quasi-complete separation of data points detected.				* ERROR: The mean parameter is either invalid or at a limit of its range for some observations.			0,00	Algorithm converged.	0,00	NE	0,3138		>999,99	Algorithm converged.	0,00	NE
Cardiac disorders	Hypertensive heart disease	Asia Pacific (inc. Australia)	69	10,9	0	0,0	68	10,9	0	0,0	NE		NE	NE	NE		NE	NE	NE	NE	NE	NE	NE		NE	NE	NE	NE
Cardiac disorders	Myocardial infarction	Europe	219	34,7	0	0,0	218	34,9	2	0,9		* Quasi-complete separation of data points detected.				* ERROR: Error in computing the link function, its derivatives, or the variance function.			0,00	Algorithm converged.	0,00	NE	0,1559	NE	>999,99	Algorithm converged.	0,00	NE
Cardiac disorders	Myocardial infarction	America	344	54,4	2	0,6	339	54,2	2	0,6	0,99	Convergence criterion (GCONV=1E-8) satisfied.	0,14	7,04	0,000	Algorithm converged.	-0,012	0,012	0,99	Algorithm converged.	0,14	6,98	0,9863		1,01	Algorithm converged.	0,14	7,04
Cardiac disorders	Myocardial infarction	Asia Pacific (inc. Australia)	69	10,9	0	0,0	68	10,9	0	0,0	NE		NE	NE	NE		NE	NE	NE	NE	NE	NE	NE		NE	NE	NE	NE
Gastrointestinal disorders		Europe	219	34,7	0	0,0	218	34,9	0	0,0	NE		NE	NE	NE		NE	NE	NE	NE	NE	NE	NE	NE	NE	NE	NE	NE
Gastrointestinal disorders		America	344	54,4	0	0,0	339	54,2	1	0,3		* Quasi-complete separation of data points detected.				* ERROR: The mean parameter is either invalid or at a limit of its range for some observations.			0,00	Algorithm converged.	0,00	NE	0,3138		>999,99	Algorithm converged.	0,00	NE
Gastrointestinal disorders		Asia Pacific (inc. Australia)	69	10,9	0	0,0	68	10,9	0	0,0	NE		NE	NE	NE		NE	NE	NE	NE	NE	NE	NE		NE	NE	NE	NE
Gastrointestinal disorders	Intestinal ischaemia	Europe	219	34,7	0	0,0	218	34,9	0	0,0	NE		NE	NE	NE		NE	NE	NE	NE	NE	NE	NE	NE	NE	NE	NE	NE
Gastrointestinal disorders	Intestinal ischaemia	America	344	54,4	0	0,0	339	54,2	1	0,3		* Quasi-complete separation of data points detected.				* ERROR: The mean parameter is either invalid or at a limit of its range for some observations.			0,00	Algorithm converged.	0,00	NE	0,3138		>999,99	Algorithm converged.	0,00	NE
Gastrointestinal disorders	Intestinal ischaemia	Asia Pacific (inc. Australia)	69	10,9	0	0,0	68	10,9	0	0,0	NE		NE	NE	NE		NE	NE	NE	NE	NE	NE	NE		NE	NE	NE	NE
General disorders and administration site conditions		Europe	219	34,7	2	0,9	218	34,9	0	0,0		* Quasi-complete separation of data points detected.				* ERROR: The mean parameter is either invalid or at a limit of its range for some observations.			NE	Algorithm converged.	NE	NE	0,1574	NE	NE	Algorithm converged.	NE	NE
General disorders and administration site conditions		America	344	54,4	1	0,3	339	54,2	1	0,3	4,99	Convergence criterion (GCONV=1E-8) satisfied.	0,58	42,90	0,012	Algorithm converged.	-0,002	0,025	4,93	Algorithm converged.	0,58	41,95	0,1050		0,20	Algorithm converged.	0,02	1,73
General disorders and administration site conditions		Asia Pacific (inc. Australia)	69	10,9	0	0,0	68	10,9	0	0,0	NE		NE	NE	NE		NE	NE	NE	NE	NE	NE	NE		NE	NE	NE	NE
General disorders and administration site conditions	Death	Europe	219	34,7	0	0,0	218	34,9	0	0,0		* Quasi-complete separation of data points detected.				* WARNING: Negative of Hessian not positive definite.			NE	Algorithm converged.	NE	NE	0,3184	NE	NE	Algorithm converged.	NE	NE
General disorders and administration site conditions	Death	America	344	54,4	1	0,3	339	54,2	1	0,3	4,99	Convergence criterion (GCONV=1E-8) satisfied.	0,58	42,90	0,012	Algorithm converged.	-0,002	0,025	4,93	Algorithm converged.	0,58	41,95	0,1050		0,20	Algorithm converged.	0,02	1,73
General disorders and administration site conditions	Death	Asia Pacific (inc. Australia)	69	10,9	0	0,0	68	10,9	0	0,0	NE		NE	NE	NE		NE	NE	NE	NE	NE	NE	NE		NE	NE	NE	NE
General disorders and administration site conditions	Hernia obstructive	Europe	219	34,7	1	0,5	218	34,9	0	0,0		* Quasi-complete separation of data points detected.				* WARNING: Negative of Hessian not positive definite.			NE	Algorithm converged.	NE	NE	0,3184	NE	NE	Algorithm converged.	NE	NE
General disorders and administration site conditions	Hernia obstructive	America	344	54,4	0	0,0	339	54,2	0	0,0	NE		NE	NE	NE		NE	NE	NE	NE	NE	NE	NE		NE	NE	NE	NE
General disorders and administration site conditions	Hernia obstructive	Asia Pacific (inc. Australia)	69	10,9	0	0,0	68	10,9	0	0,0	NE		NE	NE	NE		NE	NE	NE	NE	NE	NE	NE		NE	NE	NE	NE
Infections and infestations		Europe	219	34,7	2	0,9	218	34,9	2	0,9	1,00	Convergence criterion (GCONV=1E-8) satisfied.	0,14	7,13	0,000	Algorithm converged.	-0,018	0,018	1,00	Algorithm converged.	0,14	7,00	0,9863	0,5329	1,00	Algorithm converged.	0,14	7,07
Infections and infestations		America	344	54,4	1	0,3	339	54,2	1	0,3	4,99	Convergence criterion (GCONV=1E-8) satisfied.	0,58	42,90	0,012	Algorithm converged.	-0,002	0,025	4,93	Algorithm converged.	0,58	41,95	0,1050		0,20	Algorithm converged.	0,02	1,73
Infections and infestations		Asia Pacific (inc. Australia)	69	10,9	0	0,0	68	10,9	0	0,0	NE		NE	NE	NE		NE	NE	NE	NE	NE	NE	NE		NE	NE	NE	NE
Infections and infestations	COVID-19	Europe	219	34,7	0	0,0	218	34,9	1	0,5		* Quasi-complete separation of data points detected.				* ERROR: Error in computing the link function, its derivatives, or the variance function.			0,00	Algorithm converged.	0,00	NE	0,3162	NE	>999,99	Algorithm converged.	0,00	NE
Infections and infestations	COVID-19	America	344	54,4	4	1,2	339	54,2	0	0,0		* Quasi-complete separation of data points detected.				* WARNING: Negative of Hessian not positive definite.			NE	Algorithm converged.	NE	NE	0,0466		NE	Algorithm converged.	NE	NE
Infections and infestations	COVID-19	Asia Pacific (inc. Australia)	69	10,9	0	0,0	68	10,9	0	0,0	NE		NE	NE	NE		NE	NE	NE	NE	NE	NE	NE		NE	NE	NE	NE
Infections and infestations	COVID-19 pneumonia	Europe	219	34,7	2	0,9	218	34,9	3	0,9		* Quasi-complete separation of data points detected.				* ERROR: The mean parameter is either invalid or at a limit of its range for some observations.			NE	Algorithm converged.	NE	NE	0,1574	NE	NE	Algorithm converged.	NE	NE
Infections and infestations	COVID-19 pneumonia	America	344	54,4	0	0,0	339	54,2	1	0,3		* Quasi-complete separation of data points detected.				* ERROR: The mean parameter is either invalid or at a limit of its range for some observations.			0,00	Algorithm converged.	0,00	NE	0,3138		>999,99	Algorithm converged.	0,00	NE
Infections and infestations	COVID-19 pneumonia	Asia Pacific (inc. Australia)	69	10,9	0	0,0	68	10,9	0	0,0	NE		NE	NE	NE		NE	NE	NE	NE	NE	NE	NE		NE	NE	NE	NE
Infections and infestations	Pneumonia	Europe	219	34,7	0	0,0	218	34,9	0	0,0	NE		NE	NE	NE		NE	NE	NE	NE	NE	NE	NE	NE	NE	NE	NE	NE
Infections and infestations	Pneumonia	America	344	54,4	1	0,3	339	54,2	0	0,0		* Quasi-complete separation of data points detected.				* WARNING: Negative of Hessian not positive definite.			NE	Algorithm converged.	NE	NE	0,3203		NE	Algorithm converged.	NE	NE
Infections and infestations	Pneumonia	Asia Pacific (inc. Australia)	69	10,9	0	0,0	68	10,9	0	0,0	NE		NE	NE	NE		NE	NE	NE	NE	NE	NE	NE		NE	NE	NE	NE
Infections and infestations	Suspected COVID-19	Europe	219	34,7	0	0,0	218	34,9	1	0,5		* Quasi-complete separation of data points detected.				* ERROR: Error in computing the link function, its derivatives, or the variance function.			0,00	Algorithm converged.	0,00	NE	0,3162	NE	>999,99	Algorithm converged.	0,00	NE
Infections and infestations	Suspected COVID-19	America	344	54,4	0	0,0	339	54,2	0	0,0	NE		NE	NE	NE		NE	NE	NE	NE	NE	NE	NE		NE	NE	NE	NE
Infections and infestations	Suspected COVID-19	Asia Pacific (inc. Australia)	69	10,9	0	0,0	68	10,9	0	0,0	NE		NE	NE	NE		NE	NE	NE	NE	NE	NE	NE		NE	NE	NE	NE
Metabolism and nutrition disorders		Europe	219	34,7	0	0,0	218	34,9	0	0,0	NE		NE	NE	NE		NE	NE	NE	NE	NE	NE	NE	NE	NE	NE	NE	NE
Metabolism and nutrition disorders		America	344	54,4	0	0,0	339	54,2	1	0,3		* Quasi-complete separation of data points detected.				* ERROR: The mean parameter is either invalid or at a limit of its range for some observations.			0,00	Algorithm converged.	0,00	NE	0,3138		>999,99	Algorithm converged.	0,00	NE
Metabolism and nutrition disorders		Asia Pacific (inc. Australia)	69	10,9	0	0,0	68	10,9	0	0,0	NE		NE	NE	NE		NE	NE	NE	NE	NE	NE	NE		NE	NE	NE	NE
Metabolism and nutrition disorders	Type 1 diabetes mellitus	Europe	219	34,7	0	0,0	218	34,9	0	0,0	NE		NE	NE	NE		NE	NE	NE	NE	NE	NE	NE	NE	NE	NE	NE	NE
Metabolism and nutrition disorders	Type 1 diabetes mellitus	America	344	54,4	0	0,0	339	54,2	1	0,3		* Quasi-complete separation of data points detected.				* ERROR: The mean parameter is either invalid or at a limit of its range for some observations.			0,00	Algorithm converged.	0,00	NE	0,3138		>999,99	Algorithm converged.	0,00	NE
Metabolism and nutrition disorders	Type 1 diabetes mellitus	Asia Pacific (inc. Australia)	69	10,9	0	0,0	68	10,9	0	0,0	NE		NE	NE	NE		NE	NE	NE	NE	NE	NE	NE		NE	NE	NE	NE
Neoplasms benign, malignant and unspecified (incl cysts and polyps)		Europe	219	34,7	1	0,5	218	34,9	0	0,0		* Quasi-complete separation of data points detected.				* WARNING: Negative of Hessian not positive definite.			NE	Algorithm converged.	NE	NE	0,3184	NE	NE	Algorithm converged.	NE	NE
Neoplasms benign, malignant and unspecified (incl cysts and polyps)		America	344	54,4	1	0,3	339	54,2	2	0,6	0,49	Convergence criterion (GCONV=1E-8) satisfied.	0,04	5,46	-0,000	Algorithm converged.	-0,013	0,007	0,49	Algorithm converged.	0,04	5,41	0,5540		2,03	Algorithm converged.	0,18	22,28
Neoplasms benign, malignant and unspecified (incl cysts and polyps)		Asia Pacific (inc. Australia)	69	10,9	0	0,0	68	10,9	0	0,0	NE		NE	NE	NE		NE	NE	NE	NE	NE	NE	NE		NE	NE	NE	NE
Neoplasms benign, malignant and unspecified (incl cysts and polyps)	Adenocarcinoma of colon	Europe	219	34,7	0	0,0	218	34,9	0	0,0	NE		NE	NE	NE		NE	NE	NE	NE	NE	NE	NE	NE	NE	NE	NE	NE
Neoplasms benign, malignant and unspecified (incl cysts and polyps)	Adenocarcinoma of colon	America	344	54,4	0	0,0	339	54,2	1	0,3		* Quasi-complete separation of data points detected.				* ERROR: The mean parameter is either invalid or at a limit of its range for some observations.			0,00	Algorithm converged.	0,00	NE	0,3138		>999,99	Algorithm converged.	0,00	NE
Neoplasms benign, malignant and unspecified (incl cysts and polyps)	Adenocarcinoma of colon	Asia Pacific (inc. Australia)	69	10,9	0	0,0	68	10,9	0	0,0	NE		NE	NE	NE		NE	NE	NE	NE	NE	NE	NE		NE	NE	NE	NE

Neoplasms benign, malignant and unspecified (incl cysts and polyps)	Leukaemia	Europe	219	34,7	0	0,0	218	34,9	0	0,0	NE			NE	NE	NE		NE	NE	NE	NE		NE	NE	NE	NE	NE	NE		NE	NE	NE
Neoplasms benign, malignant and unspecified (incl cysts and polyps)	Leukaemia	America	344	54,4	1	0,3	339	54,2	0	0,0		*	Quasi-complete separation of data points detected.				*	WARNING: Negative of Hessian not positive definite.			NE		Algorithm converged.	NE	NE	0,3209		NE		Algorithm converged.	NE	NE
Neoplasms benign, malignant and unspecified (incl cysts and polyps)	Leukaemia	Asia Pacific (inc. Australia)	69	10,9	0	0,0	68	10,9	0	0,0	NE			NE	NE	NE		NE	NE	NE	NE		NE	NE	NE	NE		NE		NE	NE	NE
Neoplasms benign, malignant and unspecified (incl cysts and polyps)	Pancreatic carcinoma metastatic	Europe	219	34,7	1	0,5	218	34,9	0	0,0		*	Quasi-complete separation of data points detected.				*	WARNING: Negative of Hessian not positive definite.			NE		Algorithm converged.	NE	NE	0,3184	NE	NE		Algorithm converged.	NE	NE
Neoplasms benign, malignant and unspecified (incl cysts and polyps)	Pancreatic carcinoma metastatic	America	344	54,4	0	0,0	339	54,2	1	0,3		*	Quasi-complete separation of data points detected.				*	ERROR: The mean parameter is either invalid or at a limit of its range for some observations.			0,00		Algorithm converged.	0,00	NE	0,3138		>999.99		Algorithm converged.	0,00	NE
Neoplasms benign, malignant and unspecified (incl cysts and polyps)	Pancreatic carcinoma metastatic	Asia Pacific (inc. Australia)	69	10,9	0	0,0	68	10,9	0	0,0	NE			NE	NE	NE		NE	NE	NE	NE		NE	NE	NE	NE		NE		NE	NE	NE
Nervous system disorders		Europe	219	34,7	1	0,5	218	34,9	0	0,0		*	Quasi-complete separation of data points detected.				*	WARNING: Negative of Hessian not positive definite.			NE		Algorithm converged.	NE	NE	0,3184	NE	NE		Algorithm converged.	NE	NE
Nervous system disorders		America	344	54,4	2	0,6	339	54,2	0	0,0		*	Quasi-complete separation of data points detected.				*	WARNING: Negative of Hessian not positive definite.			NE		Algorithm converged.	NE	NE	0,1600		NE		Algorithm converged.	NE	NE
Nervous system disorders		Asia Pacific (inc. Australia)	69	10,9	0	0,0	68	10,9	0	0,0	NE			NE	NE	NE		NE	NE	NE	NE		NE	NE	NE	NE		NE		NE	NE	NE
Nervous system disorders	Cerebral haemorrhage	Europe	219	34,7	1	0,5	218	34,9	0	0,0		*	Quasi-complete separation of data points detected.				*	WARNING: Negative of Hessian not positive definite.			NE		Algorithm converged.	NE	NE	0,3184	NE	NE		Algorithm converged.	NE	NE
Nervous system disorders	Cerebral haemorrhage	America	344	54,4	0	0,0	339	54,2	0	0,0	NE			NE	NE	NE		NE	NE	NE	NE		NE	NE	NE	NE		NE		NE	NE	NE
Nervous system disorders	Cerebral haemorrhage	Asia Pacific (inc. Australia)	69	10,9	0	0,0	68	10,9	0	0,0	NE			NE	NE	NE		NE	NE	NE	NE		NE	NE	NE	NE		NE		NE	NE	NE
Nervous system disorders	Haemorrhage intracranial	Europe	219	34,7	0	0,0	218	34,9	0	0,0	NE			NE	NE	NE		NE	NE	NE	NE		NE	NE	NE	NE	NE	NE		NE	NE	NE
Nervous system disorders	Haemorrhage intracranial	America	344	54,4	1	0,3	339	54,2	0	0,0		*	Quasi-complete separation of data points detected.				*	WARNING: Negative of Hessian not positive definite.			NE		Algorithm converged.	NE	NE	0,3209		NE		Algorithm converged.	NE	NE
Nervous system disorders	Haemorrhage intracranial	Asia Pacific (inc. Australia)	69	10,9	0	0,0	68	10,9	0	0,0	NE			NE	NE	NE		NE	NE	NE	NE		NE	NE	NE	NE		NE		NE	NE	NE
Nervous system disorders	Ischaemic stroke	Europe	219	34,7	0	0,0	218	34,9	0	0,0	NE			NE	NE	NE		NE	NE	NE	NE		NE	NE	NE	NE	NE	NE		NE	NE	NE
Nervous system disorders	Ischaemic stroke	America	344	54,4	2	0,6	339	54,2	0	0,0		*	Quasi-complete separation of data points detected.				*	WARNING: Negative of Hessian not positive definite.			NE		Algorithm converged.	NE	NE	0,1600		NE		Algorithm converged.	NE	NE
Nervous system disorders	Ischaemic stroke	Asia Pacific (inc. Australia)	69	10,9	0	0,0	68	10,9	0	0,0	NE			NE	NE	NE		NE	NE	NE	NE		NE	NE	NE	NE		NE		NE	NE	NE
Nervous system disorders	Ruptured cerebral aneurysm	Europe	219	34,7	0	0,0	218	34,9	0	0,0	NE			NE	NE	NE		NE	NE	NE	NE		NE	NE	NE	NE	NE	NE		NE	NE	NE
Nervous system disorders	Ruptured cerebral aneurysm	America	344	54,4	1	0,3	339	54,2	0	0,0		*	Quasi-complete separation of data points detected.				*	WARNING: Negative of Hessian not positive definite.			NE		Algorithm converged.	NE	NE	0,3209		NE		Algorithm converged.	NE	NE
Nervous system disorders	Ruptured cerebral aneurysm	Asia Pacific (inc. Australia)	69	10,9	0	0,0	68	10,9	0	0,0	NE			NE	NE	NE		NE	NE	NE	NE		NE	NE	NE	NE		NE		NE	NE	NE
Psychiatric disorders		Europe	219	34,7	0	0,0	218	34,9	0	0,0	NE			NE	NE	NE		NE	NE	NE	NE		NE	NE	NE	NE	NE	NE		NE	NE	NE
Psychiatric disorders		America	344	54,4	0	0,0	339	54,2	1	0,3		*	Quasi-complete separation of data points detected.				*	ERROR: The mean parameter is either invalid or at a limit of its range for some observations.			0,00		Algorithm converged.	0,00	NE	0,3138		>999.99		Algorithm converged.	0,00	NE
Psychiatric disorders		Asia Pacific (inc. Australia)	69	10,9	0	0,0	68	10,9	0	0,0	NE			NE	NE	NE		NE	NE	NE	NE		NE	NE	NE	NE		NE		NE	NE	NE
Psychiatric disorders	Completed suicide	Europe	219	34,7	0	0,0	218	34,9	0	0,0	NE			NE	NE	NE		NE	NE	NE	NE		NE	NE	NE	NE	NE	NE		NE	NE	NE
Psychiatric disorders	Completed suicide	America	344	54,4	0	0,0	339	54,2	1	0,3		*	Quasi-complete separation of data points detected.				*	ERROR: The mean parameter is either invalid or at a limit of its range for some observations.			0,00		Algorithm converged.	0,00	NE	0,3138		>999.99		Algorithm converged.	0,00	NE
Psychiatric disorders	Completed suicide	Asia Pacific (inc. Australia)	69	10,9	0	0,0	68	10,9	0	0,0	NE			NE	NE	NE		NE	NE	NE	NE		NE	NE	NE	NE		NE		NE	NE	NE
Renal and urinary disorders		Europe	219	34,7	0	0,0	218	34,9	0	0,0	NE			NE	NE	NE		NE	NE	NE	NE		NE	NE	NE	NE	NE	NE		NE	NE	NE
Renal and urinary disorders		America	344	54,4	0	0,0	339	54,2	1	0,3		*	Quasi-complete separation of data points detected.				*	ERROR: The mean parameter is either invalid or at a limit of its range for some observations.			0,00		Algorithm converged.	0,00	NE	0,3138		>999.99		Algorithm converged.	0,00	NE
Renal and urinary disorders		Asia Pacific (inc. Australia)	69	10,9	0	0,0	68	10,9	0	0,0	NE			NE	NE	NE		NE	NE	NE	NE		NE	NE	NE	NE		NE		NE	NE	NE
Renal and urinary disorders	Chronic kidney disease	Europe	219	34,7	0	0,0	218	34,9	0	0,0	NE			NE	NE	NE		NE	NE	NE	NE		NE	NE	NE	NE	NE	NE		NE	NE	NE
Renal and urinary disorders	Chronic kidney disease	America	344	54,4	0	0,0	339	54,2	1	0,3		*	Quasi-complete separation of data points detected.				*	ERROR: The mean parameter is either invalid or at a limit of its range for some observations.			0,00		Algorithm converged.	0,00	NE	0,3138		>999.99		Algorithm converged.	0,00	NE
Renal and urinary disorders	Chronic kidney disease	Asia Pacific (inc. Australia)	69	10,9	0	0,0	68	10,9	0	0,0	NE			NE	NE	NE		NE	NE	NE	NE		NE	NE	NE	NE		NE		NE	NE	NE
Respiratory, thoracic and mediastinal disorders		Europe	219	34,7	0	0,0	218	34,9	0	0,0	NE			NE	NE	NE		NE	NE	NE	NE		NE	NE	NE	NE	NE	NE		NE	NE	NE
Respiratory, thoracic and mediastinal disorders		America	344	54,4	3	0,9	339	54,2	1	0,3	2,97		Convergence criterion (GCONV=1E-8) satisfied.	0,31	28,72	0,006		Algorithm converged.	-0,006	0,017	2,96		Algorithm converged.	0,31	28,28	0,3234		0,34		Algorithm converged.	0,04	3,24
Respiratory, thoracic and mediastinal disorders		Asia Pacific (inc. Australia)	69	10,9	0	0,0	68	10,9	0	0,0	NE			NE	NE	NE		NE	NE	NE	NE		NE	NE	NE	NE		NE		NE	NE	NE
Respiratory, thoracic and mediastinal disorders	Dyspnoea	Europe	219	34,7	0	0,0	218	34,9	0	0,0	NE			NE	NE	NE		NE	NE	NE	NE		NE	NE	NE	NE	NE	NE		NE	NE	NE
Respiratory, thoracic and mediastinal disorders	Dyspnoea	America	344	54,4	1	0,3	339	54,2	0	0,0		*	Quasi-complete separation of data points detected.				*	WARNING: Negative of Hessian not positive definite.			NE		Algorithm converged.	NE	NE	0,3209		NE		Algorithm converged.	NE	NE
Respiratory, thoracic and mediastinal disorders	Dyspnoea	Asia Pacific (inc. Australia)	69	10,9	0	0,0	68	10,9	0	0,0	NE			NE	NE	NE		NE	NE	NE	NE		NE	NE	NE	NE		NE		NE	NE	NE
Respiratory, thoracic and mediastinal disorders	Pneumonia aspiration	Europe	219	34,7	0	0,0	218	34,9	0	0,0	NE			NE	NE	NE		NE	NE	NE	NE		NE	NE	NE	NE	NE	NE		NE	NE	NE
Respiratory, thoracic and mediastinal disorders	Pneumonia aspiration	America	344	54,4	1	0,3	339	54,2	0	0,0		*	Quasi-complete separation of data points detected.				*	WARNING: Negative of Hessian not positive definite.			NE		Algorithm converged.	NE	NE	0,3209		NE		Algorithm converged.	NE	NE
Respiratory, thoracic and mediastinal disorders	Pneumonia aspiration	Asia Pacific (inc. Australia)	69	10,9	0	0,0	68	10,9	0	0,0	NE			NE	NE	NE		NE	NE	NE	NE		NE	NE	NE	NE		NE		NE	NE	NE
Respiratory, thoracic and mediastinal disorders	Pulmonary fibrosis	Europe	219	34,7	0	0,0	218	34,9	0	0,0	NE			NE	NE	NE		NE	NE	NE	NE		NE	NE	NE	NE	NE	NE		NE	NE	NE
Respiratory, thoracic and mediastinal disorders	Pulmonary fibrosis	America	344	54,4	1	0,3	339	54,2	0	0,0		*	Quasi-complete separation of data points detected.				*	WARNING: Negative of Hessian not positive definite.			NE		Algorithm converged.	NE	NE	0,3209		NE		Algorithm converged.	NE	NE
Respiratory, thoracic and mediastinal disorders	Pulmonary fibrosis	Asia Pacific (inc. Australia)	69	10,9	0	0,0	68	10,9	0	0,0	NE			NE	NE	NE		NE	NE	NE	NE		NE	NE	NE	NE		NE		NE	NE	NE
Respiratory, thoracic and mediastinal disorders	Respiratory failure	Europe	219	34,7	0	0,0	218	34,9	0	0,0	NE			NE	NE	NE		NE	NE	NE	NE		NE	NE	NE	NE	NE	NE		NE	NE	NE
Respiratory, thoracic and mediastinal disorders	Respiratory failure	America	344	54,4	0	0,0	339	54,2	1	0,3		*	Quasi-complete separation of data points detected.				*	ERROR: The mean parameter is either invalid or at a limit of its range for some observations.			0,00		Algorithm converged.	0,00	NE	0,3138		>999.99		Algorithm converged.	0,00	NE
Respiratory, thoracic and mediastinal disorders	Respiratory failure	Asia Pacific (inc. Australia)	69	10,9	0	0,0	68	10,9	0	0,0	NE			NE	NE	NE		NE	NE	NE	NE		NE	NE	NE	NE		NE		NE	NE	NE
Vascular disorders		Europe	219	34,7	0	0,0	218	34,9	0	0,0	NE			NE	NE	NE		NE	NE	NE	NE		NE	NE	NE	NE	NE	NE		NE	NE	NE
Vascular disorders		America	344	54,4	0	0,0	339	54,2	2	0,6		*	Quasi-complete separation of data points detected.				*	ERROR: The mean parameter is either invalid or at a limit of its range for some observations.			0,00		Algorithm converged.	0,00	NE	0,1540		>999.99		Algorithm converged.	0,00	NE
Vascular disorders		Asia Pacific (inc. Australia)	69	10,9	0	0,0	68	10,9	0	0,0	NE			NE	NE	NE		NE	NE	NE	NE		NE	NE	NE	NE		NE		NE	NE	NE
Vascular disorders	Circulatory collapse	Europe	219	34,7	0	0,0	218	34,9	0	0,0	NE			NE	NE	NE		NE	NE	NE	NE		NE	NE	NE	NE	NE	NE		NE	NE	NE
Vascular disorders	Circulatory collapse	America	344	54,4	0	0,0	339	54,2	1	0,3		*	Quasi-complete separation of data points detected.				*	ERROR: The mean parameter is either invalid or at a limit of its range for some observations.			0,00		Algorithm converged.	0,00	NE	0,3138		>999.99		Algorithm converged.	0,00	NE
Vascular disorders	Circulatory collapse	Asia Pacific (inc. Australia)	69	10,9	0	0,0	68	10,9	0	0,0	NE			NE	NE	NE		NE	NE	NE	NE		NE	NE	NE	NE		NE		NE	NE	NE
Vascular disorders	Hypotension	Europe	219	34,7	0	0,0	218	34,9	0	0,0	NE			NE	NE	NE		NE	NE	NE	NE		NE	NE	NE	NE	NE	NE		NE	NE	NE
Vascular disorders	Hypotension	America	344	54,4	0	0,0	339	54,2	1	0,3		*	Quasi-complete separation of data points detected.				*	ERROR: The mean parameter is either invalid or at a limit of its range for some observations.			0,00		Algorithm converged.	0,00	NE	0,3138		>999.99		Algorithm converged.	0,00	NE
Vascular disorders	Hypotension	Asia Pacific (inc. Australia)	69	10,9	0	0,0	68	10,9	0	0,0	NE			NE	NE	NE		NE	NE	NE	NE		NE	NE	NE	NE		NE		NE	NE	NE

Test for interaction based on RR (Log-binomial regression)
* indicates convergence problem. Result is uninterpretable.
Clinical cut-off: YOSEMITE 01NOV2021 and RHINE 28OCT2021

Program: root/global/globalshare/morse_macros/current/prod/program/t_ae_raw_soc.sas
Output: root/clinical_studies/RO6867461/CDT70122/share/ACE_pool_DME_CSR_Final/prod/output_saf_bc/t_ae_raw_soc_sg_DTHAE_SEBC_OCTNOV2021_DME.xls
15MAR2022 15:18

POPULATION: Safety-Evaluable Population B vs. C
ENDPOINT: Intraocular Inflammation Events (Study Eye) through Week 56
MODEL: Unstratified analysis
STUDY: GM40349 & GM40398
Dichotomous Analysis by Subgroups (Safety)

		Faricimab (PTI) (N=632)				Aflibercept (N=625)				Faricimab (PTI) vs. Aflibercept																		Aflibercept vs. Faricimab (PTI)				
		Patients		Patients with Event		Patients		Patients with Event		Odds Ratio				Absolute Risk Difference				Relative Risk										Relative Risk				
Name	Level	n	%	n	%	n	%	n	%	Odds Ratio		Convergence Reason	95% Lower CL	95% Upper CL	Absolute Risk		Convergence Reason	95% Lower CL	95% Upper CL	Relative Risk		Convergence Reason	95% Lower CL	95% Upper CL	p-value (Cochran-Mantel-Haenszel)	Interaction Test p-value (likelihood ratio)	Relative Risk		Convergence Reason	95% Lower CL	95% Upper CL
All	n/a	632	100,0	9	1,4	625	100,0	4	0,6	2,24		Convergence criterion (GCONV=1E-8) satisfied.	0,69	7,32	0,008		Algorithm converged.	-0,003	0,019	2,23		Algorithm converged.	0,69	7,19	0,1697		0,45		Algorithm converged.	0,14	1,45
Study	Rhine	319	50,5	2	0,6	314	50,2	1	0,3	1,97		Convergence criterion (GCONV=1E-8) satisfied.	0,18	21,89	0,003		Algorithm converged.	-0,008	0,014	1,97		Algorithm converged.	0,18	21,60	0,5724	0,9075	0,51		Algorithm converged.	0,05	5,57
	Yosemite	313	49,5	7	2,2	311	49,8	3	1,0	2,35		Convergence criterion (GCONV=1E-8) satisfied.	0,60	9,17	0,013		Algorithm converged.	-0,007	0,032	2,32		Algorithm converged.	0,61	8,88	0,2062		0,43		Algorithm converged.	0,11	1,65

Includes AEs with onset up to Day 405 (last day of Week 56 analysis visit window).
Test for interaction based on RR (Log-binomial regression)
* indicates convergence problem. Result is uninterpretable.
Intraocular Inflammation events include Anterior chamber flare, Anterior Chamber inflammation, Chorioretinitis, Choroiditis, Cyclitis, Eye inflammation, Iridocyclitis, Iritis, Keratic precipitates, Keratouveitis, Noninfective chorioretinitis, Non-infectious endophthalmitis, Ocular vasculitis, Post procedural inflammation, Retinal vasculitis, Uveitis, and Vitritis.
Clinical cut-off: YOSEMITE 01NOV2021 and RHINE 28OCT2021

Program: root/clinical_studies/RO6867461/CDT70122/share/ACE_pool_DME_CSR_Final/prod/program/t_ae_raw.sas
Output: root/clinical_studies/RO6867461/CDT70122/share/ACE_pool_DME_CSR_Final/prod/output_saf_bc/t_ae_raw_sg_AESI7a_AEW56_SEBC_OCTNOV2021_DME.xls
11AUG2022 17:09

POPULATION: Safety-Evaluable Population B vs. C
ENDPOINT: Intraocular Inflammation Events (Study Eye) through Week 56
MODEL: Unadjusted Analysis
STUDY: GR40349 & GR40398
Forest Plot of Relative Risk

Study	Total n	Aflibercept (N=625) n	Aflibercept (N=625) n Responder	Faricimab (PTI) (N=632) n	Faricimab (PTI) (N=632) n Responder	Relative Risk	95% CI
All Patients	1257	625	4	632	9	2.23	(0.69, 7.19)
Study							
Rhine	633	314	1	319	2	1.97	(0.18, 21.60)
Yosemite	624	311	3	313	7	2.32	(0.61, 8.88)

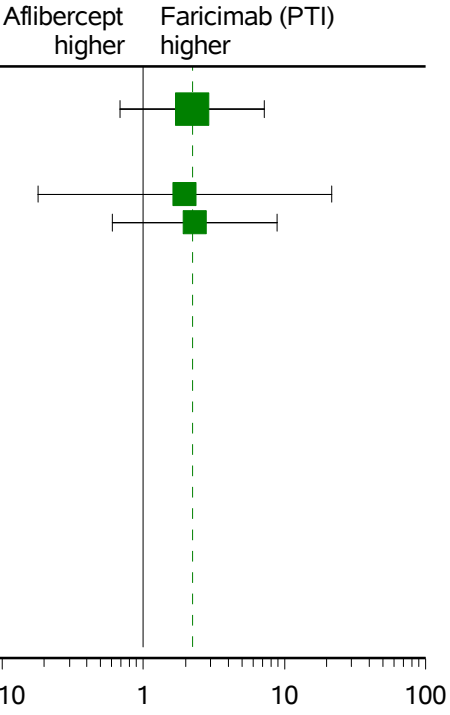

Intraocular Inflammation events include Anterior chamber flare, Anterior Chamber inflammation, Chorioretinitis, Choroiditis, Cyclitis, Eye inflammation, Iridocyclitis, Iritis, Keratic precipitates, Keratouveitis, Noninfective chorioretinitis, Non-infectious endophthalmitis, Ocular vasculitis, Post procedural inflammation, Retinal vasculitis, Uveitis, and Vitritis.

Clinical cut-off: YOSEMITE 01NOV2021 and RHINE 28OCT2021

Program: root/clinical_studies/RO6867461/CDT70122/share/ACE_pool_DME_Base/prod/program/g_forest_rr.sas
Output: root/clinical_studies/RO6867461/CDT70122/share/ACE_pool_DME_CSR_Final/prod/output_saf_bc/g_forest_rr_AESI7a_AEW56_SEBC_OCTNOV2021_DME.pdf 06OCT2022 18:28

POPULATION: Safety-Evaluable Population B vs. C
ENDPOINT: Intraocular Inflammation Events (Study Eye) through Week 56
MODEL: Unstratified Analysis
STUDY: GR40349 & GR40398
Forest Plot of Odds Ratio

Study	Total n	Aflibercept (N=625) n	Aflibercept (N=625) n Responder	Faricimab (PTI) (N=632) n	Faricimab (PTI) (N=632) n Responder	Odds Ratio	95% CI
All Patients	1257	625	4	632	9	2.24	(0.69, 7.32)
Study							
Rhine	633	314	1	319	2	1.97	(0.18, 21.89)
Yosemite	624	311	3	313	7	2.35	(0.60, 9.17)

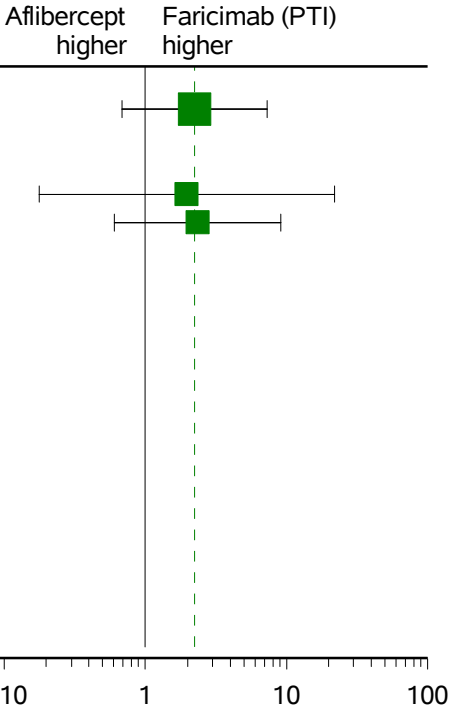

Intraocular Inflammation events include Anterior chamber flare, Anterior Chamber inflammation, Chorioretinitis, Choroiditis, Cyclitis, Eye inflammation, Iridocyclitis, Iritis, Keratic precipitates, Keratouveitis, Noninfective chorioretinitis, Non-infectious endophthalmitis, Ocular vasculitis, Post procedural inflammation, Retinal vasculitis, Uveitis, and Vitritis.

Clinical cut-off: YOSEMITE 01NOV2021 and RHINE 28OCT2021

Program: root/clinical_studies/RO6867461/CDT70122/share/ACE_pool_DME_Base/prod/program/g_forest_or.sas

Output: root/clinical_studies/RO6867461/CDT70122/share/ACE_pool_DME_CSR_Final/prod/output_saf_bc/g_forest_or_AESI7a_AEW56_SEBC_OCTNOV2021_DME.pdf 04OCT2022 16:30

POPULATION: Safety-Evaluable Population B vs. C
ENDPOINT: Intraocular Inflammation Events (Study Eye) through Week 56
MODEL: Unstratified analysis
STUDY: GM40349 & GM40398
Dichotomous Analysis by Subgroups (Safety)

		Faricimab (PTI) (N=632)				Aflibercept (N=625)				Faricimab (PTI) vs. Aflibercept																	Aflibercept vs. Faricimab (PTI)				
		Patients		Patients with Event		Patients		Patients with Event		Odds Ratio					Absolute Risk Difference					Relative Risk							Relative Risk				
Name	Level	n	%	n	%	n	%	n	%	Odds Ratio		Convergence Reason	95% Lower CL	95% Upper CL	Absolute Risk		Convergence Reason	95% Lower CL	95% Upper CL	Relative Risk		Convergence Reason	95% Lower CL	95% Upper CL	p-value (Cochran-Mantel-Haenszel)	Interaction Test p-value (likelihood ratio)	Relative Risk		Convergence Reason	95% Lower CL	95% Upper CL
All	n/a	632	100,0	9	1,4	625	100,0	4	0,6	2,24		Convergence criterion (GCONV=1E-8) satisfied.	0,69	7,32	0,008		Algorithm converged.	-0,003	0,019	2,23		Algorithm converged.	0,69	7,19	0,1697		0,45		Algorithm converged.	0,14	1,45
Sex	Male	396	62,7	4	1,0	363	58,1	3	0,8	1,22		Convergence criterion (GCONV=1E-8) satisfied.	0,27	5,51	0,002		Algorithm converged.	-0,012	0,015	1,22		Algorithm converged.	0,28	5,42	0,7916	0,2296	0,82		Algorithm converged.	0,18	3,63
	Female	236	37,3	5	2,1	262	41,9	1	0,4	5,85		Convergence criterion (GCONV=1E-8) satisfied.	0,66	48,71	0,017		Algorithm converged.	-0,002	0,037	5,55		Algorithm converged.	0,65	47,17	0,0764		0,18		Algorithm converged.	0,02	1,53
Age	< 65 years	352	55,7	5	1,4	362	57,9	3	0,8	1,72		Convergence criterion (GCONV=1E-8) satisfied.	0,41	7,27	0,006		Algorithm converged.	-0,010	0,021	1,71		Algorithm converged.	0,41	7,12	0,4530	0,5430	0,58		Algorithm converged.	0,14	2,42
	>= 65 years	280	44,3	4	1,4	263	42,1	1	0,4	3,80		Convergence criterion (GCONV=1E-8) satisfied.	0,42	34,19	0,010		Algorithm converged.	-0,005	0,028	3,76		Algorithm converged.	0,42	33,40	0,2016		0,27		Algorithm converged.	0,03	2,37
Baseline BCVA ETDRS letter score	< 64 letters	281	44,5	4	1,4	284	45,4	2	0,7	2,04		Convergence criterion (GCONV=1E-8) satisfied.	0,37	11,21	0,007		Algorithm converged.	-0,010	0,024	2,02		Algorithm converged.	0,37	10,95	0,4047	0,8745	0,49		Algorithm converged.	0,09	2,68
	>= 64 letters	349	55,2	5	1,4	341	54,6	2	0,6	2,48		Convergence criterion (GCONV=1E-8) satisfied.	0,47	12,79	0,008		Algorithm converged.	-0,006	0,023	2,44		Algorithm converged.	0,48	12,50	0,2678		0,41		Algorithm converged.	0,08	2,10
	Missing	2	0,3	0	0,0	0	0,0	0	0,0	NE			NE	NE	NE		NE	NE	NE	NE		NE	NE	NE	NE		NE		NE	NE	NE
Geographic region	Europe	219	34,7	3	1,4	218	34,9	0	0,0		*	Quasi-complete separation of data points detected.				*	WARNING: Negative of Hessian not positive definite.			NE		Algorithm converged.	NE	NE	0,0833	0,1556	NE		Algorithm converged.	NE	NE
	America	344	54,4	5	1,5	339	54,2	4	1,2	1,24		Convergence criterion (GCONV=1E-8) satisfied.	0,33	4,64	0,003		Algorithm converged.	-0,014	0,020	1,23		Algorithm converged.	0,33	4,55	0,7541		0,81		Algorithm converged.	0,22	3,00
	Asia Pacific (inc. Australia)	69	10,9	1	1,4	68	10,9	0	0,0		*	Quasi-complete separation of data points detected.				*	WARNING: The relative Hessian convergence criterion of 11.992173254 is greater than the limit of 0.0001. The convergence is questionable.			NE		Algorithm converged.	NE	NE	0,3208		NE		Algorithm converged.	NE	NE

Includes AEs with onset up to Day 405 (last day of Week 56 analysis visit window).
Test for interaction based on RR (Log-binomial regression)
* indicates convergence problem. Result is uninterpretable.
Intraocular Inflammation events include Anterior chamber flare, Anterior Chamber inflammation, Chorioretinitis, Choroiditis, Cyclitis, Eye inflammation, Iridocyclitis, Iritis, Keratic precipitates, Keratouveitis, Noninfective chorioretinitis, Non-infectious endophthalmitis, Ocular vasculitis, Post procedural inflammation, Retinal vasculitis, Uveitis, and Vitritis.
Clinical cut-off: YOSEMITE 01NOV2021 and RHINE 28OCT2021

Program: root/clinical_studies/RO6867461/CDT70122/share/ACE_pool_DME_CSR_Final/prod/program/t_ae_raw.sas
Output: root/clinical_studies/RO6867461/CDT70122/share/ACE_pool_DME_CSR_Final/prod/output_saf_bc/t_ae_raw_sg_AESI7a_AEW56_SEBC_OCTNOV2021_DME.xls
11AUG2022 17:09

POPULATION: Safety-Evaluable Population B vs. C
ENDPOINT: Intraocular Inflammation Events (Study Eye) throughout the Entire Study
MODEL: Unstratified analysis
STUDY: GM40349 & GM40398
Dichotomous Analysis by Subgroups (Safety)

		Faricimab (PTI) (N=632)				Aflibercept (N=625)				Faricimab (PTI) vs. Aflibercept																				Aflibercept vs. Faricimab (PTI)				
		Patients		Patients with Event		Patients		Patients with Event		Odds Ratio					Absolute Risk Difference				Relative Risk											Relative Risk				
Name	Level	n	%	n	%	n	%	n	%	Odds Ratio		Convergence Reason	95% Lower CL	95% Upper CL	Absolute Risk		Convergence Reason	95% Lower CL	95% Upper CL	Relative Risk		Convergence Reason	95% Lower CL	95% Upper CL	p-value (Cochran-Mantel-Haenszel)	Interaction Test p-value (likelihood ratio)	Relative Risk		Convergence Reason	95% Lower CL	95% Upper CL
All	n/a	632	100,0	11	1,7	625	100,0	7	1,1	1,56		Convergence criterion (GCONV=1E-8) satisfied.	0,60	4,06	0,006		Algorithm converged.	-0,007	0,019	1,55		Algorithm converged.	0,61	3,98	0,3547		0,64		Algorithm converged.	0,25	1,65
Study	Rhine	319	50,5	4	1,3	314	50,2	2	0,6	1,98		Convergence criterion (GCONV=1E-8) satisfied.	0,36	10,89	0,006		Algorithm converged.	-0,009	0,021	1,97		Algorithm converged.	0,36	10,67	0,4235	0,7364	0,51		Algorithm converged.	0,09	2,75
	Yosemite	313	49,5	7	2,2	311	49,8	5	1,6	1,40		Convergence criterion (GCONV=1E-8) satisfied.	0,44	4,46	0,006		Algorithm converged.	-0,015	0,028	1,39		Algorithm converged.	0,45	4,34	0,5678		0,72		Algorithm converged.	0,23	2,24

Test for interaction based on RR (Log-binomial regression)
* indicates convergence problem. Result is uninterpretable.
Intraocular Inflammation events include Anterior chamber flare, Anterior Chamber inflammation, Chorioretinitis, Choroiditis, Cyclitis, Eye inflammation, Iridocyclitis, Iritis, Keratic precipitates, Keratouveitis, Noninfective chorioretinitis, Non-infectious endophthalmitis, Ocular vasculitis, Post procedural inflammation, Retinal vasculitis, Uveitis, and Vitritis.
Clinical cut-off: YOSEMITE 01NOV2021 and RHINE 28OCT2021

Program: root/clinical_studies/RO6867461/CDT70122/share/ACE_pool_DME_CSR_Final/prod/program/t_ae_raw.sas
Output: root/clinical_studies/RO6867461/CDT70122/share/ACE_pool_DME_CSR_Final/prod/output_saf_bc/t_ae_raw_sg2_AE8I7a_SEBC_OCTNOV2021_DME.xls
15JUL2022 9:27

POPULATION: Safety-Evaluable Population B vs. C
ENDPOINT: Intraocular Inflammation Events (Study Eye) throughout the Entire Study
MODEL: Unadjusted Analysis
STUDY: GR40349 & GR40398
Forest Plot of Relative Risk

Study	Total n	Aflibercept (N=625) n	Aflibercept (N=625) n Responder	Faricimab (PTI) (N=632) n	Faricimab (PTI) (N=632) n Responder	Relative Risk	95% CI
All Patients	1257	625	7	632	11	1.55	(0.61, 3.98)
Study							
Rhine	633	314	2	319	4	1.97	(0.36, 10.67)
Yosemite	624	311	5	313	7	1.39	(0.45, 4.34)

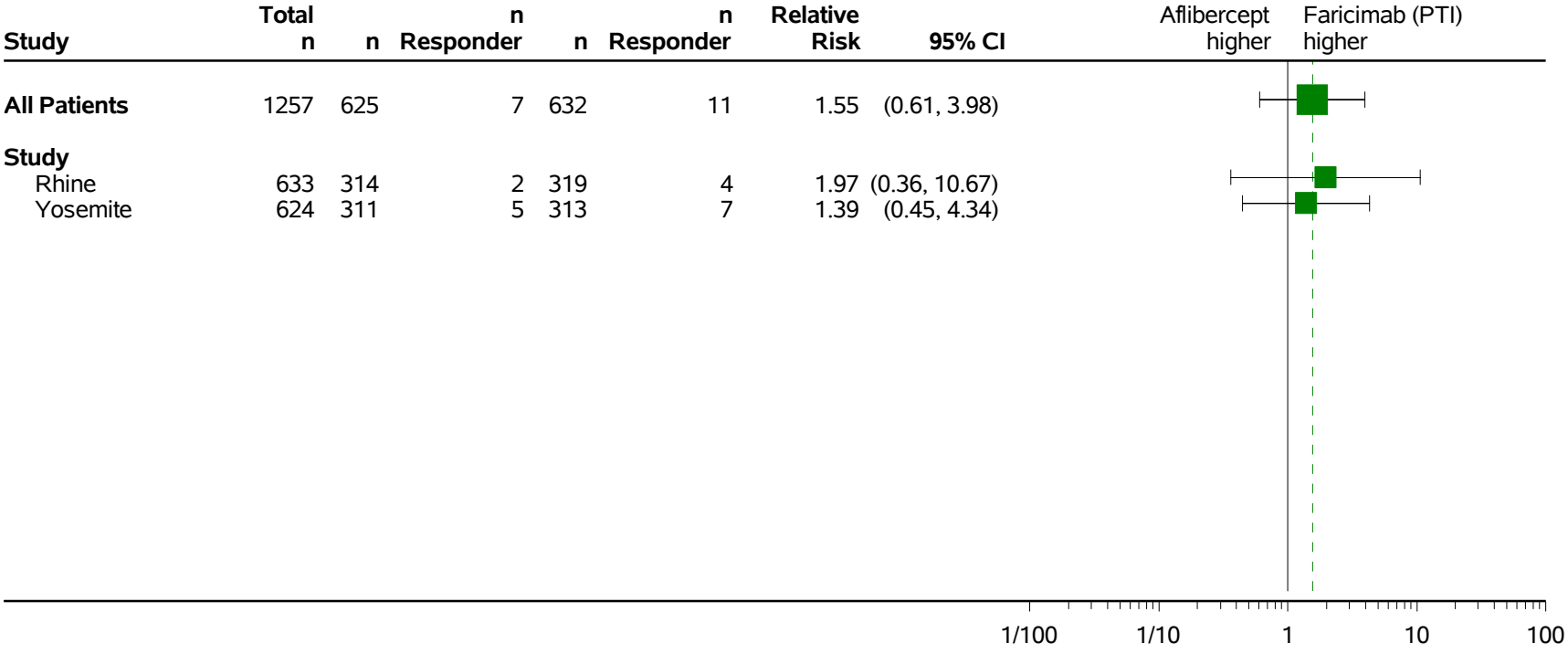

Intraocular Inflammation events include Anterior chamber flare, Anterior Chamber inflammation, Chorioretinitis, Choroiditis, Cyclitis, Eye inflammation, Iridocyclitis, Iritis, Keratic precipitates, Keratouveitis, Noninfective chorioretinitis, Non-infectious endophthalmitis, Ocular vasculitis, Post procedural inflammation, Retinal vasculitis, Uveitis, and Vitritis.

Clinical cut-off: YOSEMITE 01NOV2021 and RHINE 28OCT2021

Program: root/clinical_studies/RO6867461/CDT70122/share/ACE_pool_DME_Base/prod/program/g_forest_rr.sas
Output: root/clinical_studies/RO6867461/CDT70122/share/ACE_pool_DME_CSR_Final/prod/output_saf_bc/g_forest_rr_AESI7a_SEBC_OCTNOV2021_DME.pdf 06OCT2022 18:29

POPULATION: Safety-Evaluable Population B vs. C
ENDPOINT: Intraocular Inflammation Events (Study Eye) throughout the Entire Study
MODEL: Unstratified Analysis
STUDY: GR40349 & GR40398
Forest Plot of Odds Ratio

Study	Total n	Aflibercept (N=625) n	Aflibercept (N=625) n Responder	Faricimab (PTI) (N=632) n	Faricimab (PTI) (N=632) n Responder	Odds Ratio	95% CI
All Patients	1257	625	7	632	11	1.56	(0.60, 4.06)
Study							
Rhine	633	314	2	319	4	1.98	(0.36, 10.89)
Yosemite	624	311	5	313	7	1.40	(0.44, 4.46)

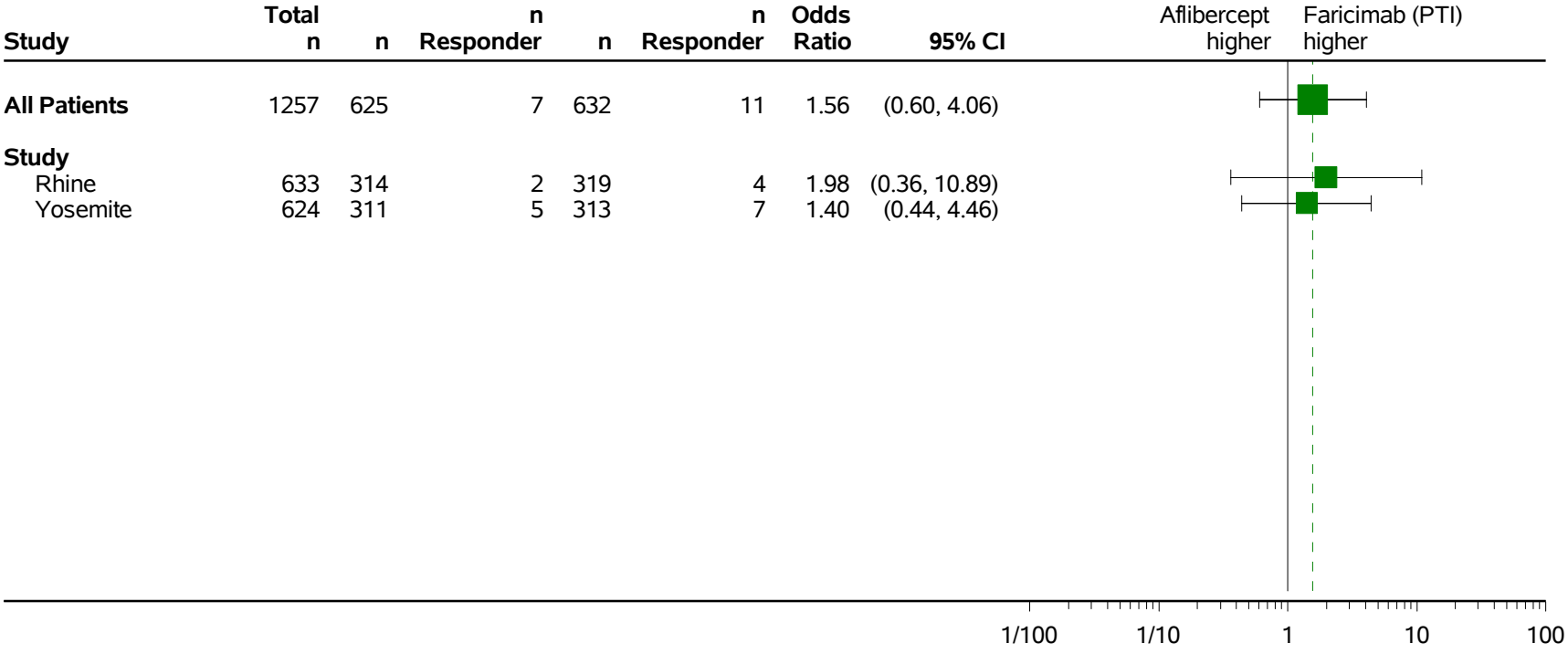

Intraocular Inflammation events include Anterior chamber flare, Anterior Chamber inflammation, Chorioretinitis, Choroiditis, Cyclitis, Eye inflammation, Iridocyclitis, Iritis, Keratic precipitates, Keratouveitis, Noninfective chorioretinitis, Non-infectious endophthalmitis, Ocular vasculitis, Post procedural inflammation, Retinal vasculitis, Uveitis, and Vitritis.

Clinical cut-off: YOSEMITE 01NOV2021 and RHINE 28OCT2021

Program: root/clinical_studies/RO6867461/CDT70122/share/ACE_pool_DME_Base/prod/program/g_forest_or.sas
Output: root/clinical_studies/RO6867461/CDT70122/share/ACE_pool_DME_CSR_Final/prod/output_saf_bc/g_forest_or_AESI7a_SEBC_OCTNOV2021_DME.pdf 04OCT2022 16:31

POPULATION: Safety-Evaluable Population B vs. C
ENDPOINT: Intraocular Inflammation Events (Study Eye) throughout the Entire Study
MODEL: Unstratified analysis
STUDY: GR40349 & GR40398
Dichotomous Analysis by Subgroups (Safety)

		Faricimab (PTI) (N=632)				Aflibercept (N=625)				Faricimab (PTI) vs. Aflibercept																Aflibercept vs. Faricimab (PTI)					
		Patients		Patients with Event		Patients		Patients with Event		Odds Ratio				Absolute Risk Difference				Relative Risk								Relative Risk					
Name	Level	n	%	n	%	n	%	n	%	Odds Ratio	Convergence Reason	95% Lower CL	95% Upper CL	Absolute Risk	Convergence Reason	95% Lower CL	95% Upper CL	Relative Risk	Convergence Reason	95% Lower CL	95% Upper CL	p-value (Cochran-Mantel-Haenszel)	Interaction Test p-value (likelihood ratio)	Relative Risk	Convergence Reason	95% Lower CL	95% Upper CL
All	n/a	632	100,0	11	1,7	625	100,0	7	1,1	1,56	Convergence criterion (GCONV=1E-8) satisfied.	0,60	4,06	0,006	Algorithm converged.	-0,007	0,019	1,53	Algorithm converged.	0,61	3,98	0,3547		0,64	Algorithm converged.	0,25	1,65
Sex	Male	396	62,7	5	1,3	363	58,1	6	1,7	0,76	Convergence criterion (GCONV=1E-8) satisfied.	0,23	2,51	-0,004	Algorithm converged.	-0,021	0,013	0,76	Algorithm converged.	0,24	2,48	0,6534	0,0482	1,31	Algorithm converged.	0,40	4,25
	Female	236	37,3	6	2,5	262	41,9	1	0,4	6,81	Convergence criterion (GCONV=1E-8) satisfied.	0,81	56,97	0,022	Algorithm converged.	0,000	0,043	6,66	Algorithm converged.	0,81	54,92	0,0410		0,15	Algorithm converged.	0,02	1,24
Age	< 65 years	352	55,7	7	2,0	362	57,9	5	1,4	1,45	Convergence criterion (GCONV=1E-8) satisfied.	0,46	4,61	0,006	Algorithm converged.	-0,013	0,025	1,44	Algorithm converged.	0,48	4,49	0,5282	0,7968	0,69	Algorithm converged.	0,22	2,17
	>= 65 years	280	44,3	4	1,4	263	42,1	2	0,8	1,89	Convergence criterion (GCONV=1E-8) satisfied.	0,34	10,41	0,007	Algorithm converged.	-0,011	0,024	1,88	Algorithm converged.	0,35	10,17	0,4571		0,53	Algorithm converged.	0,10	2,88
Baseline BCVA ETDRS letter score	< 64 letters	281	44,5	5	1,8	284	45,4	4	1,4	1,27	Convergence criterion (GCONV=1E-8) satisfied.	0,34	4,77	0,004	Algorithm converged.	-0,017	0,024	1,26	Algorithm converged.	0,34	4,66	0,7250	0,6510	0,79	Algorithm converged.	0,21	2,92
	>= 64 letters	349	55,2	6	1,7	341	54,6	3	0,9	1,97	Convergence criterion (GCONV=1E-8) satisfied.	0,49	7,94	0,008	Algorithm converged.	-0,008	0,026	1,95	Algorithm converged.	0,49	7,75	0,3316		0,51	Algorithm converged.	0,13	2,02
	Missing	2	0,3	0	0,0	0	0,0	0	0,0	NE		NE	NE	NE	NE	NE	NE	NE	NE	NE	NE	NE		NE	NE	NE	NE
Geographic region	Europe	219	34,7	3	1,4	218	34,9	1	0,5	3,01	Convergence criterion (GCONV=1E-8) satisfied.	0,31	29,19	0,009	Algorithm converged.	-0,009	0,027	2,99	Algorithm converged.	0,31	28,49	0,3179	0,4410	0,33	Algorithm converged.	0,04	3,19
	America	344	54,4	7	2,0	339	54,2	6	1,8	1,13	Convergence criterion (GCONV=1E-8) satisfied.	0,38	3,47	0,003	Algorithm converged.	-0,018	0,023	1,15	Algorithm converged.	0,39	3,39	0,8003		0,87	Algorithm converged.	0,30	2,56
	Asia Pacific (inc. Australia)	69	10,9	1	1,4	68	10,9	0	0,0	*	Quasi-complete separation of data points detected.			*	WARNING: The relative Hessian convergence criterion of 11.992173254 is greater than the limit of 0.0001. The convergence is questionable.			NE	Algorithm converged.	NE	NE	0,3208		NE	Algorithm converged.	NE	NE

Test for interaction based on RR (Log-binomial regression)
* indicates convergence problem. Result is uninterpretable.
Intraocular Inflammation events include Anterior chamber flare, Anterior Chamber inflammation, Chorioretinitis, Choroiditis, Cyclitis, Eye inflammation, Iridocyclitis, Iritis, Keratic precipitates, Keratouveitis, Noninfective chorioretinitis, Non-infectious endophthalmitis, Ocular vasculitis, Post procedural inflammation, Retinal vasculitis, Uveitis, and Vitritis.
Clinical cut-off: YOSEMITE 01NOV2021 and RHINE 28OCT2021

Program: root/clinical_studies/RO6867461/CDT70122/share/ACE_pool_DME_CSR_Final/prod/program/t_ae_raw.sas
Output: root/clinical_studies/RO6867461/CDT70122/share/ACE_pool_DME_CSR_Final/prod/output_saf_bc/t_ae_raw_sg_AESI7a_SEBC_OCTNOV2021_DME.xls
15JUL2022 9:25

POPULATION: Safety-Evaluable Population B vs. C
ENDPOINT: Retinal Vascular Occlusive Disease (Study Eye) through Week 56
MODEL: Unstratified analysis
STUDY: GM40349 & GM40398
Dichotomous Analysis by Subgroups (Safety)

		Faricimab (PTI) (N=632)				Aflibercept (N=625)				Faricimab (PTI) vs. Aflibercept															Aflibercept vs. Faricimab (PTI)				
		Patients		Patients with Event		Patients		Patients with Event		Odds Ratio				Absolute Risk Difference				Relative Risk							Relative Risk				
Name	Level	n	%	n	%	n	%	n	%	Odds Ratio	Convergence Reason	95% Lower CL	95% Upper CL	Absolute Risk	Convergence Reason	95% Lower CL	95% Upper CL	Relative Risk	Convergence Reason	95% Lower CL	95% Upper CL	p-value (Cochran-Mantel-Haenszel)	Interaction Test p-value (likelihood ratio)	Relative Risk	Convergence Reason	95% Lower CL	95% Upper CL
All	n/a	632	100,0	2	0,3	625	100,0	4	0,6	0,49	Convergence criterion (GCONV=1E-8) satisfied.	0,09	2,70	-0,003	Algorithm converged.	-0,011	0,004	0,49	Algorithm converged.	0,09	2,69	0,4055		2,02	Algorithm converged.	0,37	11,00
Study	Rhine	319	50,5	1	0,3	314	50,2	3	1,0	0,33	Convergence criterion (GCONV=1E-8) satisfied.	0,03	3,15	-0,006	Algorithm converged.	-0,019	0,006	0,33	Algorithm converged.	0,03	3,14	0,3086	0,5405	3,05	Algorithm converged.	0,32	29,14
	Yosemite	313	49,5	1	0,3	311	49,8	1	0,3	0,98	Convergence criterion (GCONV=1E-8) satisfied.	0,06	15,96	0,000	Algorithm converged.	-0,009	0,009	0,99	Algorithm converged.	0,06	15,81	0,9964		1,01	Algorithm converged.	0,06	16,02

Includes AEs with onset up to Day 405 (last day of Week 56 analysis visit window).
Test for interaction based on RR (log-binomial regression)
* indicates convergence problem. Result is uninterpretable.
Retinal Vascular Occlusive events include Arterial occlusive disease, Retinal artery embolism, Retinal artery occlusion, Retinal vein occlusion, and Venous occlusion.
Clinical cut-off: YOSEMITE 01NOV2021 and RHINE 28OCT2021

Program: root/clinical_studies/RO6867461/CDT70122/share/ACE_pool_DME_CSR_Final/prod/program/t_ae_raw.sas
Output: root/clinical_studies/RO6867461/CDT70122/share/ACE_pool_DME_CSR_Final/prod/output_saf_bc/t_ae_raw_sg_AESI8a_AEW56_SEBC_OCTNOV2021_DME.xls
11AUG2022 17:13

POPULATION: Safety-Evaluable Population B vs. C
ENDPOINT: Retinal Vascular Occlusive Disease (Study Eye) through Week 56
MODEL: Unadjusted Analysis
STUDY: GR40349 & GR40398
Forest Plot of Relative Risk

Study	Total n	Aflibercept (N=625) n	Aflibercept (N=625) n Responder	Faricimab (PTI) (N=632) n	Faricimab (PTI) (N=632) n Responder	Relative Risk	95% CI
All Patients	1257	625	4	632	2	0.49	(0.09, 2.69)
Study							
Rhine	633	314	3	319	1	0.33	(0.03, 3.14)
Yosemite	624	311	1	313	1	0.99	(0.06, 15.81)

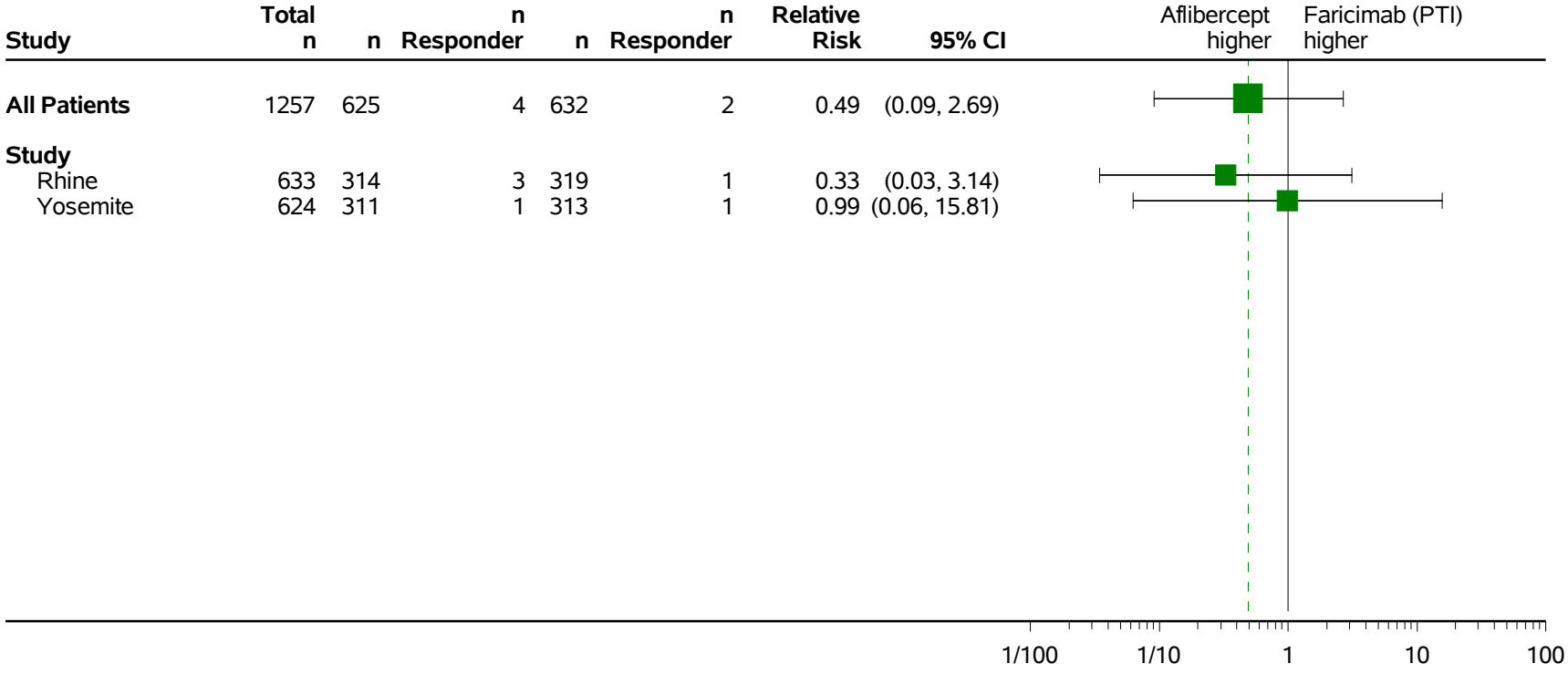

Retinal Vascular Occlusive events include Arterial occlusive disease, Retinal artery embolism, Retinal artery occlusion, Retinal vein occlusion, and Venous occlusion.
Clinical cut-off: YOSEMITE 01NOV2021 and RHINE 28OCT2021
Program: root/clinical_studies/RO6867461/CDT70122/share/ACE_pool_DME_Base/prod/program/g_forest_rr.sas
Output: root/clinical_studies/RO6867461/CDT70122/share/ACE_pool_DME_CSR_Final/prod/output_saf_bc/g_forest_rr_AESI8a_AEW56_SEBC_OCTNOV2021_DME.pdf 06OCT2022 18:30

POPULATION: Safety-Evaluable Population B vs. C
ENDPOINT: Retinal Vascular Occlusive Disease (Study Eye) through Week 56
MODEL: Unstratified Analysis
STUDY: GR40349 & GR40398
Forest Plot of Odds Ratio

Study	Total n	Aflibercept (N=625) n	Aflibercept (N=625) n Responder	Faricimab (PTI) (N=632) n	Faricimab (PTI) (N=632) n Responder	Odds Ratio	95% CI
All Patients	1257	625	4	632	2	0.49	(0.09, 2.70)
Study							
Rhine	633	314	3	319	1	0.33	(0.03, 3.15)
Yosemite	624	311	1	313	1	0.99	(0.06, 15.96)

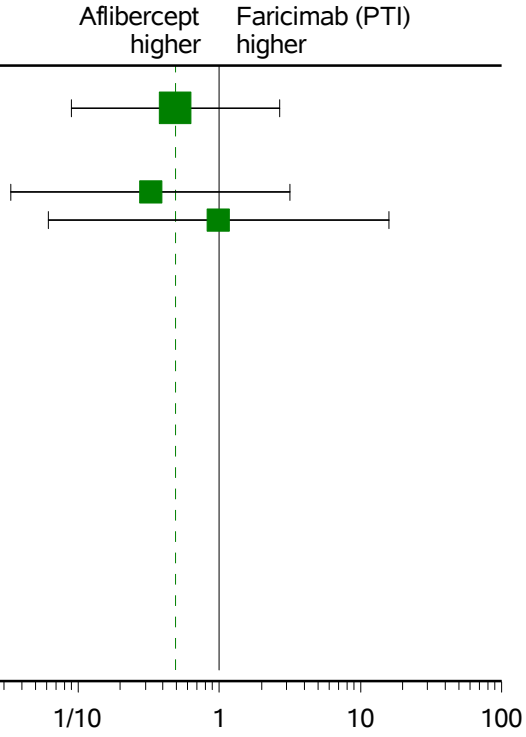

Retinal Vascular Occlusive events include Arterial occlusive disease, Retinal artery embolism, Retinal artery occlusion, Retinal vein occlusion, and Venous occlusion.
Clinical cut-off: YOSEMITE 01NOV2021 and RHINE 28OCT2021
Program: root/clinical_studies/RO6867461/CDT70122/share/ACE_pool_DME_Base/prod/program/g_forest_or.sas
Output: root/clinical_studies/RO6867461/CDT70122/share/ACE_pool_DME_CSR_Final/prod/output_saf_bc/g_forest_or_AESI8a_AEW56_SEBC_OCTNOV2021_DME.pdf 04OCT2022 16:32

POPULATION: Safety-Evaluable Population B vs. C
ENDPOINT: Retinal Vascular Occlusive Disease (Study Eye) through Week 56
MODEL: Unstratified analysis
STUDY: GM40349 & GM40398
Dichotomous Analysis by Subgroups (Safety)

		Faricimab (PTI) (N=632)				Aflibercept (N=625)				Faricimab (PTI) vs. Aflibercept															Aflibercept vs. Faricimab (PTI)				
		Patients		Patients with Event		Patients		Patients with Event		Odds Ratio				Absolute Risk Difference				Relative Risk							Relative Risk				
Name	Level	n	%	n	%	n	%	n	%	Odds Ratio	Convergence Reason	95% Lower CL	95% Upper CL	Absolute Risk	Convergence Reason	95% Lower CL	95% Upper CL	Relative Risk	Convergence Reason	95% Lower CL	95% Upper CL	p-value (Cochran-Mantel-Haenszel)	Interaction Test p-value (likelihood ratio)	Relative Risk	Convergence Reason	95% Lower CL	95% Upper CL
All	n/a	632	100,0	2	0,3	625	100,0	4	0,6	0,49	Convergence criterion (GCONV=1E-8) satisfied.	0,09	2,70	-0,003	Algorithm converged.	-0,011	0,004	0,49	Algorithm converged.	0,09	2,69	0,4055		2,02	Algorithm converged.	0,37	11,00
Sex	Male	396	62,7	1	0,3	363	58,1	3	0,8	0,30	Convergence criterion (GCONV=1E-8) satisfied.	0,03	2,93	-0,006	Algorithm converged.	-0,016	0,005	0,31	Algorithm converged.	0,03	2,92	0,2756	0,4763	3,27	Algorithm converged.	0,34	31,32
	Female	236	37,3	1	0,4	262	41,9	1	0,4	1,13	Convergence criterion (GCONV=1E-8) satisfied.	0,07	17,86	0,000	Algorithm converged.	-0,011	0,012	1,11	Algorithm converged.	0,07	17,63	0,9410		0,90	Algorithm converged.	0,06	14,32
Age	< 65 years	352	55,7	1	0,3	362	57,9	2	0,6	0,51	Convergence criterion (GCONV=1E-8) satisfied.	0,05	5,68	-0,003	Algorithm converged.	-0,012	0,007	0,51	Algorithm converged.	0,05	5,65	0,5796	0,9582	1,94	Algorithm converged.	0,18	21,39
	>= 65 years	280	44,3	1	0,4	263	42,1	2	0,8	0,47	Convergence criterion (GCONV=1E-8) satisfied.	0,04	5,19	-0,004	Algorithm converged.	-0,017	0,009	0,47	Algorithm converged.	0,04	5,15	0,3267		2,13	Algorithm converged.	0,19	23,34
Baseline BCVA ETDRS letter score	< 64 letters	281	44,5	1	0,4	284	45,4	3	1,1	0,33	Convergence criterion (GCONV=1E-8) satisfied.	0,03	3,24	-0,007	Algorithm converged.	-0,021	0,007	0,34	Algorithm converged.	0,04	3,22	0,3212	0,5564	2,97	Algorithm converged.	0,31	28,36
	>= 64 letters	349	55,2	1	0,3	341	54,6	1	0,3	0,98	Convergence criterion (GCONV=1E-8) satisfied.	0,06	15,68	0,000	Algorithm converged.	-0,008	0,008	0,98	Algorithm converged.	0,06	15,56	0,9869		1,02	Algorithm converged.	0,06	16,30
	Missing	2	0,3	0	0,0	0	0,0	0	0,0	NE		NE	NE	NE	NE	NE	NE	NE	NE	NE	NE	NE		NE	NE	NE	NE
Geographic region	Europe	219	34,7	0	0,0	218	34,9	2	0,9		* Quasi-complete separation of data points detected.				* ERROR: Error in computing the link function, its derivatives, or the variance function.			0,00	Algorithm converged.	0,00	NE	0,1559	0,1479	>999.99	Algorithm converged.	0,00	NE
	America	344	54,4	1	0,3	335	54,2	2	0,6	0,49	Convergence criterion (GCONV=1E-8) satisfied.	0,04	5,44	-0,003	Algorithm converged.	-0,013	0,007	0,49	Algorithm converged.	0,04	5,41	0,5546		2,03	Algorithm converged.	0,18	22,28
	Asia Pacific (inc. Australia)	69	10,9	1	1,4	68	10,9	0	0,0		* Quasi-complete separation of data points detected.				* WARNING: The relative Hessian convergence criterion of 11.992173254 is greater than the limit of 0.0001. The convergence is questionable.			NE	Algorithm converged.	NE	NE	0,3208		NE	Algorithm converged.	NE	NE

Includes AEs with onset up to Day 405 (last day of Week 56 analysis visit window).
Test for interaction based on RR (Log-binomial regression)
* indicates convergence problem. Result is uninterpretable.
Retinal Vascular Occlusive events include Arterial occlusive disease, Retinal artery embolism, Retinal artery occlusion, Retinal vein occlusion, and Venous occlusion.
Clinical cut-off: YOSEMITE 01NOV2021 and RHINE 28OCT2021

Program: root/clinical_studies/RO6867461/CDT70122/share/ACE_pool_DME_CSR_Final/prod/program/t_ae_raw.sas
Output: root/clinical_studies/RO6867461/CDT70122/share/ACE_pool_DME_CSR_Final/prod/output_saf_bc/t_ae_raw_sg_AESI8a_AEW56_SEBC_OCTNOV2021_DME.xls
11AUG2022 17:13

POPULATION: Safety-Evaluable Population B vs. C
ENDPOINT: Retinal Vascular Occlusive Disease (Study Eye) throughout the Entire Study
MODEL: Unstratified analysis
STUDY: GM40349 & GM40398
Dichotomous Analysis by Subgroups (Safety)

		Faricimab (PTI) (N=632)				Aflibercept (N=625)				Faricimab (PTI) vs. Aflibercept																Aflibercept vs. Faricimab (PTI)			
		Patients		Patients with Event		Patients		Patients with Event		Odds Ratio				Absolute Risk Difference				Relative Risk								Relative Risk			
Name	Level	n	%	n	%	n	%	n	%	Odds Ratio	Convergence Reason	95% Lower CL	95% Upper CL	Absolute Risk	Convergence Reason	95% Lower CL	95% Upper CL	Relative Risk	Convergence Reason	95% Lower CL	95% Upper CL	p-value (Cochran Mantel-Haenszel)	Interaction Test p-value (likelihood ratio)	Relative Risk	Convergence Reason	95% Lower CL	95% Upper CL
All	n/a	632	100,0	6	0,9	625	100,0	4	0,6	1,49	Convergence criterion (GCONV=1E-8) satisfied.	0,42	5,36	0,003	Algorithm converged.	-0,007	0,013	1,48	Algorithm converged.	0,42	5,23	0,5372		0,67	Algorithm converged.	0,19	2,38
Study	Rhine	318	50,5	4	1,3	314	50,2	3	1,0	1,32	Convergence criterion (GCONV=1E-8) satisfied.	0,29	5,93	0,003	Algorithm converged.	-0,013	0,019	1,31	Algorithm converged.	0,30	5,82	0,7198	0,7709	0,76	Algorithm converged.	0,17	3,38
	Yosemite	313	49,5	2	0,6	311	49,8	1	0,3	1,99	Convergence criterion (GCONV=1E-8) satisfied.	0,18	22,10	0,003	Algorithm converged.	-0,008	0,014	1,99	Algorithm converged.	0,18	21,80	0,5668		0,50	Algorithm converged.	0,03	5,52

Test for interaction based on RR (Log-binomial regression)
* indicates convergence problem. Result is uninterpretable.
Retinal Vascular Occlusive events include Arterial occlusive disease, Retinal artery embolism, Retinal artery occlusion, Retinal vein occlusion, and Venous occlusion.
Clinical cut-off: YOSEMITE 01NOV2021 and RHINE 28OCT2021

Program: root/clinical_studies/RO6867461/CDT70122/share/ACE_pool_DME_CSR_Final/prod/program/t_ae_raw.sas
Output: root/clinical_studies/RO6867461/CDT70122/share/ACE_pool_DME_CSR_Final/prod/output_saf_bc/t_ae_raw_sg2_AESISa_SEBC_OCTNOV2021_DME.xls
15JUL2022 9:35

POPULATION: Safety-Evaluable Population B vs. C
ENDPOINT: Retinal Vascular Occlusive Disease (Study Eye) throughout the Entire Study
MODEL: Unadjusted Analysis
STUDY: GR40349 & GR40398
Forest Plot of Relative Risk

Study	Total n	Aflibercept (N=625) n	Aflibercept (N=625) n Responder	Faricimab (PTI) (N=632) n	Faricimab (PTI) (N=632) n Responder	Relative Risk	95% CI
All Patients	1257	625	4	632	6	1.48	(0.42, 5.23)
Study							
Rhine	633	314	3	319	4	1.31	(0.30, 5.82)
Yosemite	624	311	1	313	2	1.99	(0.18, 21.80)

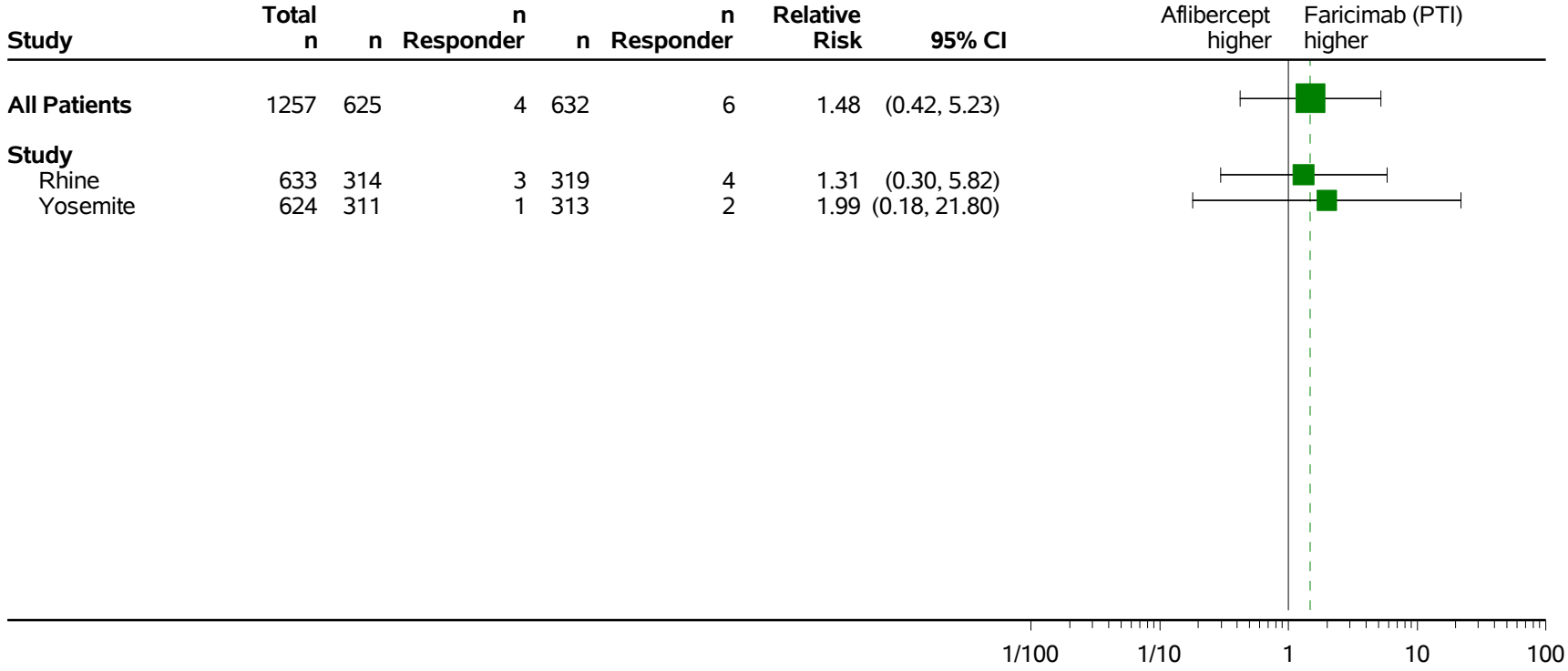

Retinal Vascular Occlusive events include Arterial occlusive disease, Retinal artery embolism, Retinal artery occlusion, Retinal vein occlusion, and Venous occlusion.

Clinical cut-off: YOSEMITE 01NOV2021 and RHINE 28OCT2021

Program: root/clinical_studies/RO6867461/CDT70122/share/ACE_pool_DME_Base/prod/program/g_forest_rr.sas

Output: root/clinical_studies/RO6867461/CDT70122/share/ACE_pool_DME_CSR_Final/prod/output_saf_bc/g_forest_rr_AESI8a_SEBC_OCTNOV2021_DME.pdf 06OCT2022 18:32

POPULATION: Safety-Evaluable Population B vs. C
ENDPOINT: Retinal Vascular Occlusive Disease (Study Eye) throughout the Entire Study
MODEL: Unstratified Analysis
STUDY: GR40349 & GR40398
Forest Plot of Odds Ratio

Study	Total n	Aflibercept (N=625) n	Aflibercept (N=625) n Responder	Faricimab (PTI) (N=632) n	Faricimab (PTI) (N=632) n Responder	Odds Ratio	95% CI
All Patients	1257	625	4	632	6	1.49	(0.42, 5.30)
Study							
Rhine	633	314	3	319	4	1.32	(0.29, 5.93)
Yosemite	624	311	1	313	2	1.99	(0.18, 22.10)

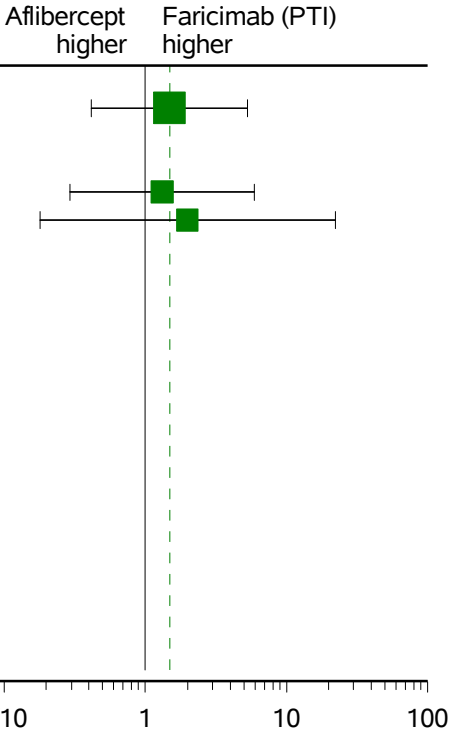

Retinal Vascular Occlusive events include Arterial occlusive disease, Retinal artery embolism, Retinal artery occlusion, Retinal vein occlusion, and Venous occlusion.
Clinical cut-off: YOSEMITE 01NOV2021 and RHINE 28OCT2021
Program: root/clinical_studies/RO6867461/CDT70122/share/ACE_pool_DME_Base/prod/program/g_forest_or.sas
Output: root/clinical_studies/RO6867461/CDT70122/share/ACE_pool_DME_CSR_Final/prod/output_saf_bc/g_forest_or_AESI8a_SEBC_OCTNOV2021_DME.pdf 04OCT2022 16:33

POPULATION: Safety-Evaluable Population B vs. C
ENDPOINT: Retinal Vascular Occlusive Disease (Study Eye) throughout the Entire Study
MODEL: Unstratified analysis
STUDY: GR40349 & GR40398
Dichotomous Analysis by Subgroups (Safety)

		Faricimab (PTI) (N=632)				Aflibercept (N=625)				Faricimab (PTI) vs. Aflibercept																Aflibercept vs. Faricimab (PTI)					
		Patients		Patients with Event		Patients		Patients with Event		Odds Ratio				Absolute Risk Difference				Relative Risk								Relative Risk					
Name	Level	n	%	n	%	n	%	n	%	Odds Ratio	Convergence Reason	95% Lower CL	95% Upper CL	Absolute Risk	Convergence Reason	95% Lower CL	95% Upper CL	Relative Risk	Convergence Reason	95% Lower CL	95% Upper CL	p-value (Cochran-Mantel-Haenszel)	Interaction Test p-value (likelihood ratio)	Relative Risk	Convergence Reason	95% Lower CL	95% Upper CL		
All	n/a	632	100,0	6	0,9	625	100,0	4	0,6	1,49	Convergence criterion (GCONV=1E-8) satisfied.	0,42	5,30	0,003	Algorithm converged.	-0,007	0,013	1,48	Algorithm converged.	0,42	5,23	0,5372		0,67	Algorithm converged.	0,19	2,38		
Sex	Male	396	62,7	3	0,8	363	58,1	3	0,8	0,92	Convergence criterion (GCONV=1E-8) satisfied.	0,18	4,57	-0,001	Algorithm converged.	-0,013	0,012	0,92	Algorithm converged.	0,19	4,51	0,9148	0,3424	1,09	Algorithm converged.	0,22	5,37		
	Female	236	37,3	3	1,3	262	41,9	1	0,4	3,36	Convergence criterion (GCONV=1E-8) satisfied.	0,35	32,52	0,009	Algorithm converged.	-0,007	0,025	3,33	Algorithm converged.	0,35	31,80	0,2673		0,30	Algorithm converged.	0,03	2,87		
Age	< 65 years	352	55,7	3	0,9	362	57,9	2	0,6	1,55	Convergence criterion (GCONV=1E-8) satisfied.	0,26	9,32	0,003	Algorithm converged.	-0,009	0,015	1,54	Algorithm converged.	0,26	9,18	0,6313	0,9438	0,65	Algorithm converged.	0,11	3,86		
	>= 65 years	280	44,3	3	1,1	263	42,1	2	0,8	1,43	Convergence criterion (GCONV=1E-8) satisfied.	0,23	8,52	0,003	Algorithm converged.	-0,013	0,019	1,43	Algorithm converged.	0,24	8,37	0,7048		0,73	Algorithm converged.	0,12	4,23		
Baseline BCVA ETDRS letter score	< 64 letters	281	44,5	3	1,1	284	45,4	3	1,1	1,01	Convergence criterion (GCONV=1E-8) satisfied.	0,20	5,05	0,000	Algorithm converged.	-0,017	0,017	1,01	Algorithm converged.	0,21	4,96	0,9896	0,6485	0,99	Algorithm converged.	0,20	4,86		
	>= 64 letters	349	55,2	2	0,6	341	54,6	1	0,3	1,98	Convergence criterion (GCONV=1E-8) satisfied.	0,18	21,71	0,003	Algorithm converged.	-0,007	0,013	1,95	Algorithm converged.	0,18	21,43	0,5768		0,53	Algorithm converged.	0,05	5,62		
	Missing	2	0,3	1	50,0	0	0,0	0	0,0	NE		NE	NE	NE	NE	NE	NE	NE	NE	NE	NE	NE		NE	NE	NE	NE		
Geographic region	Europe	219	34,7	1	0,5	218	34,9	2	0,9	0,50	Convergence criterion (GCONV=1E-8) satisfied.	0,04	5,50	-0,005	Algorithm converged.	-0,020	0,011	0,50	Algorithm converged.	0,05	5,45	0,5601	0,3682	2,03	Algorithm converged.	0,18	22,50		
	America	344	54,4	4	1,2	339	54,2	2	0,6	1,98	Convergence criterion (GCONV=1E-8) satisfied.	0,36	10,90	0,006	Algorithm converged.	-0,008	0,020	1,97	Algorithm converged.	0,36	10,89	0,4228		0,51	Algorithm converged.	0,09	2,73		
	Asia Pacific (inc. Australia)	69	10,9	1	1,4	68	10,9	0	0,0		* Quasi-complete separation of data points detected.				* WARNING: The relative Hessian convergence criterion of 11.992173254 is greater than the limit of 0.0001. The convergence is questionable.			NE	Algorithm converged.	NE	NE	0,3208		NE	Algorithm converged.	NE	NE		

Test for interaction based on RR (Log-binomial regression)
* indicates convergence problem. Result is uninterpretable.
Retinal Vascular Occlusive events include Arterial occlusive disease, Retinal artery embolism, Retinal artery occlusion, Retinal vein occlusion, and Venous occlusion.
Clinical cut-off: YOSEMITE 01NOV2021 and RHINE 28OCT2021

Program: root/clinical_studies/RO6867461/CDT70122/share/ACE_pool_DME_CSR_Final/prod/program/t_ae_raw.sas
Output: root/clinical_studies/RO6867461/CDT70122/share/ACE_pool_DME_CSR_Final/prod/output_saf_bc/t_ae_raw_sq_AESIs_SEBC_OCTNOV2021_DME.xls
15JUL2022 9:23

POPULATION: Safety-Evaluable Population B vs. C
ENDPOINT: Intraocular Inflammation Events (Fellow Eye) through Week 56
MODEL: Unstratified analysis
STUDY: GM40349 & GM40398
Dichotomous Analysis by Subgroups (Safety)

		Faricimab (PTI) (N=632)				Aflibercept (N=625)				Faricimab (PTI) vs. Aflibercept																Aflibercept vs. Faricimab (PTI)			
		Patients		Patients with Event		Patients		Patients with Event		Odds Ratio				Absolute Risk Difference				Relative Risk								Relative Risk			
Name	Level	n	%	n	%	n	%	n	%	Odds Ratio	Convergence Reason	95% Lower CL	95% Upper CL	Absolute Risk	Convergence Reason	95% Lower CL	95% Upper CL	Relative Risk	Convergence Reason	95% Lower CL	95% Upper CL	p-value (Cochran-Mantel-Haenszel)	Interaction Test p-value (likelihood ratio)	Relative Risk	Convergence Reason	95% Lower CL	95% Upper CL
All	n/a	632	100,0	2	0,3	625	100,0	5	0,8	0,39	Convergence criterion (GCONV=1E-8) satisfied.	0,08	2,04	-0,005	Algorithm converged.	-0,013	0,003	0,40	Algorithm converged.	0,08	2,03	0,2496		2,53	Algorithm converged.	0,49	12,98
Study	Rhine	319	50,5	1	0,3	314	50,2	1	0,3	0,98	Convergence criterion (GCONV=1E-8) satisfied.	0,06	15,80	0,000	Algorithm converged.	-0,009	0,009	0,98	Algorithm converged.	0,06	15,67	0,9911	0,4411	1,02	Algorithm converged.	0,06	16,17
	Yosemite	313	49,5	1	0,3	311	49,8	4	1,3	0,25	Convergence criterion (GCONV=1E-8) satisfied.	0,03	2,21	-0,010	Algorithm converged.	-0,024	0,004	0,25	Algorithm converged.	0,03	2,21	0,1760		4,03	Algorithm converged.	0,45	35,82

Includes AEs with onset up to Day 405 (last day of Week 56 analysis visit window).
Test for interaction based on RR (Log-binomial regression)
* indicates convergence problem. Result is uninterpretable.
Intraocular Inflammation events include Anterior chamber flare, Anterior Chamber inflammation, Chorioretinitis, Choroiditis, Cyclitis, Eye inflammation, Iridocyclitis, Iritis, Keratic precipitates, Keratouveitis, Noninfective chorioretinitis, Non-infectious endophthalmitis, Ocular vasculitis, Post procedural inflammation, Retinal vasculitis, Uveitis, and Vitritis.
Clinical cut-off: YOSEMITE 01NOV2021 and RHINE 28OCT2021

Program: root/clinical_studies/RO6867461/CDT70122/share/ACE_pool_DME_CSR_Final/prod/program/t_ae_raw.sas
Output: root/clinical_studies/RO6867461/CDT70122/share/ACE_pool_DME_CSR_Final/prod/output_saf_bc/t_ae_raw_sg_AESI7b_AEW56_SEBC_OCTNOV2021_DME.xls
11AUG2022 17:17

POPULATION: Safety-Evaluable Population B vs. C
ENDPOINT: Intraocular Inflammation Events (Fellow Eye) through Week 56
MODEL: Unadjusted Analysis
STUDY: GR40349 & GR40398
Forest Plot of Relative Risk

Study	Total n	Aflibercept (N=625) n	Aflibercept (N=625) n Responder	Faricimab (PTI) (N=632) n	Faricimab (PTI) (N=632) n Responder	Relative Risk	95% CI
All Patients	1257	625	5	632	2	0.40	(0.08, 2.03)
Study							
Rhine	633	314	1	319	1	0.98	(0.06, 15.67)
Yosemite	624	311	4	313	1	0.25	(0.03, 2.21)

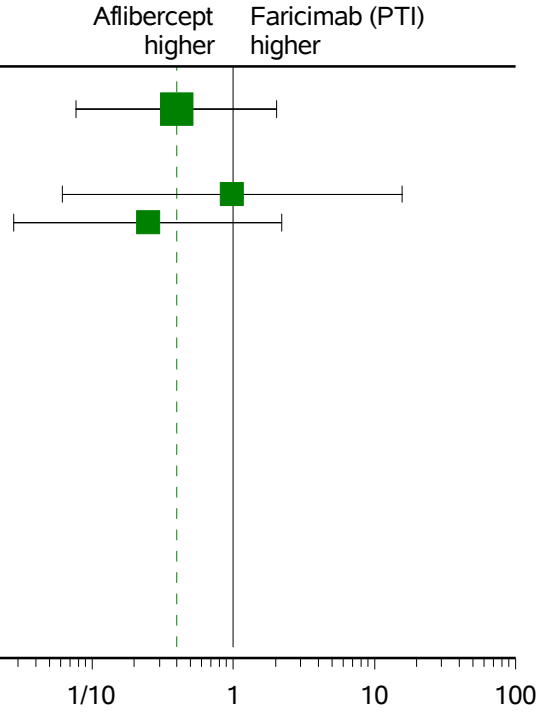

Intraocular Inflammation events include Anterior chamber flare, Anterior Chamber inflammation, Chorioretinitis, Choroiditis, Cyclitis, Eye inflammation, Iridocyclitis, Iritis, Keratic precipitates, Keratouveitis, Noninfective chorioretinitis, Non-infectious endophthalmitis, Ocular vasculitis, Post procedural inflammation, Retinal vasculitis, Uveitis, and Vitritis.

Clinical cut-off: YOSEMITE 01NOV2021 and RHINE 28OCT2021

Program: root/clinical_studies/RO6867461/CDT70122/share/ACE_pool_DME_Base/prod/program/g_forest_rr.sas
Output: root/clinical_studies/RO6867461/CDT70122/share/ACE_pool_DME_CSR_Final/prod/output_saf_bc/g_forest_rr_AESI7b_AEW56_SEBC_OCTNOV2021_DME.pdf 06OCT2022 18:33

POPULATION: Safety-Evaluable Population B vs. C
ENDPOINT: Intraocular Inflammation Events (Fellow Eye) through Week 56
MODEL: Unstratified Analysis
STUDY: GR40349 & GR40398
Forest Plot of Odds Ratio

Study	Total n	Aflibercept (N=625) n	Aflibercept (N=625) n Responder	Faricimab (PTI) (N=632) n	Faricimab (PTI) (N=632) n Responder	Odds Ratio	95% CI
All Patients	1257	625	5	632	2	0.39	(0.08, 2.04)
Study							
Rhine	633	314	1	319	1	0.98	(0.06, 15.80)
Yosemite	624	311	4	313	1	0.25	(0.03, 2.21)

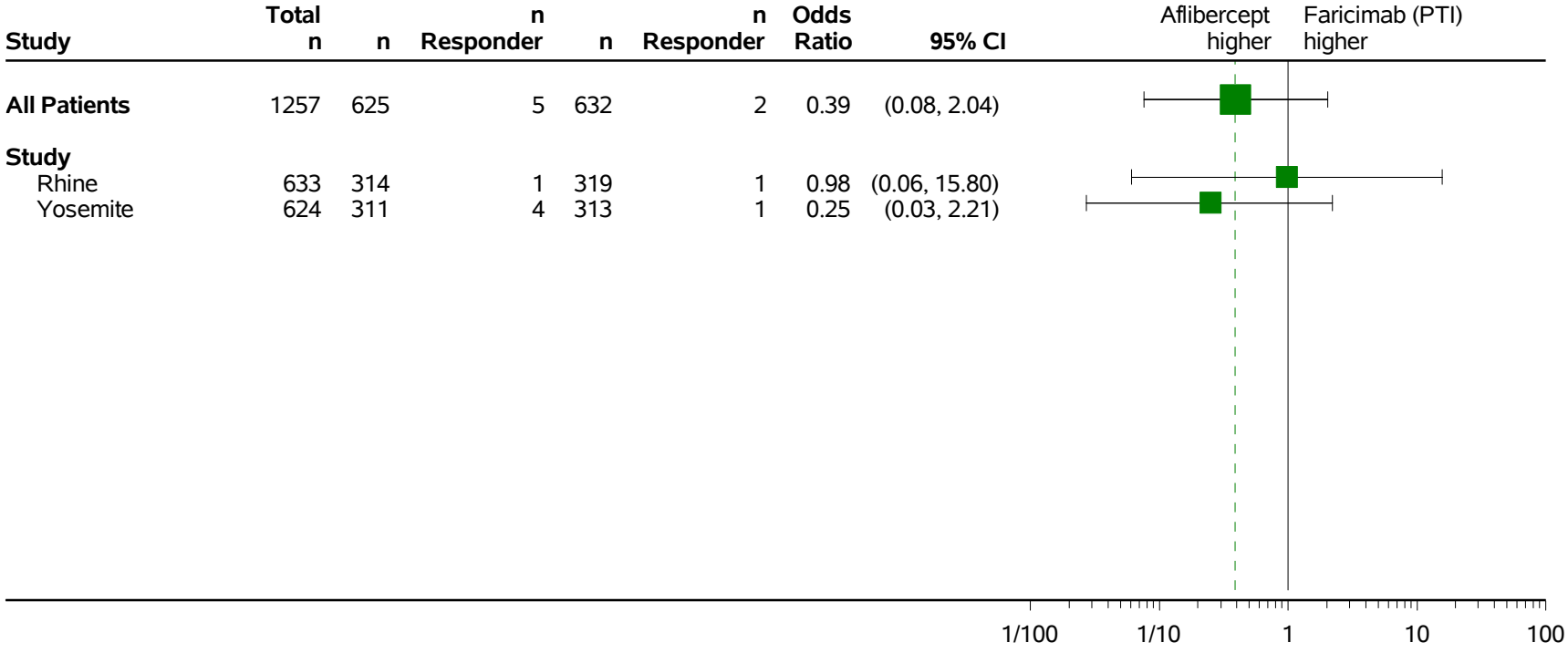

Intraocular Inflammation events include Anterior chamber flare, Anterior Chamber inflammation, Chorioretinitis, Choroiditis, Cyclitis, Eye inflammation, Iridocyclitis, Iritis, Keratic precipitates, Keratouveitis, Noninfective chorioretinitis, Non-infectious endophthalmitis, Ocular vasculitis, Post procedural inflammation, Retinal vasculitis, Uveitis, and Vitritis.

Clinical cut-off: YOSEMITE 01NOV2021 and RHINE 28OCT2021

Program: root/clinical_studies/RO6867461/CDT70122/share/ACE_pool_DME_Base/prod/program/g_forest_or.sas

Output: root/clinical_studies/RO6867461/CDT70122/share/ACE_pool_DME_CSR_Final/prod/output_saf_bc/g_forest_or_AESI7b_AEW56_SEBC_OCTNOV2021_DME.pdf 04OCT2022 16:34

POPULATION: Safety-Evaluable Population B vs. C
ENDPOINT: Intraocular Inflammation Events (Fellow Eye) through Week 56
MODEL: Unstratified analysis
STUDY: GM40349 & GM40398
Dichotomous Analysis by Subgroups (Safety)

		Faricimab (PTI) (N=632)				Aflibercept (N=625)				Faricimab (PTI) vs. Aflibercept															Aflibercept vs. Faricimab (PTI)				
		Patients		Patients with Event		Patients		Patients with Event		Odds Ratio					Absolute Risk Difference					Relative Risk						Relative Risk				
Name	Level	n	%	n	%	n	%	n	%	Odds Ratio		Convergence Reason	95% Lower CL	95% Upper CL	Absolute Risk		Convergence Reason	95% Lower CL	95% Upper CL	Relative Risk		Convergence Reason	95% Lower CL	95% Upper CL	p-value (Cochran-Mantel-Haenszel)	Interaction Test p-value (likelihood ratio)	Relative Risk		Convergence Reason	95% Lower CL	95% Upper CL
All	n/a	632	100,0	2	0,3	625	100,0	5	0,8	0,39		Convergence criterion (GCONV=1E-8) satisfied.	0,08	2,04	-0,005		Algorithm converged.	-0,013	0,003	0,40		Algorithm converged.	0,08	2,03	0,2496		2,53		Algorithm converged.	0,49	12,98
Sex	Male	398	62,7	2	0,5	363	58,1	2	0,6	0,92		Convergence criterion (GCONV=1E-8) satisfied.	0,13	6,54	0,000		Algorithm converged.	-0,011	0,010	0,92		Algorithm converged.	0,13	6,47	0,9305	0,1122	1,09		Algorithm converged.	0,15	7,70
	Female	234	37,3	0	0,0	262	41,9	3	1,1		*	Quasi-complete separation of data points detected.				*	ERROR: Error in computing the link function, its derivatives, or the variance function.			0,00		Algorithm converged.	0,00	NE	0,0995		>999,99		Algorithm converged.	0,00	NE
Age	< 65 years	352	55,7	1	0,3	362	57,9	3	0,8	0,34		Convergence criterion (GCONV=1E-8) satisfied.	0,04	3,29	-0,005		Algorithm converged.	-0,016	0,005	0,34		Algorithm converged.	0,04	3,28	0,3300	0,8513	2,92		Algorithm converged.	0,30	27,91
	>= 65 years	280	44,3	1	0,4	263	42,1	2	0,8	0,47		Convergence criterion (GCONV=1E-8) satisfied.	0,04	5,19	-0,004		Algorithm converged.	-0,017	0,009	0,47		Algorithm converged.	0,04	5,15	0,5267		2,13		Algorithm converged.	0,19	23,34
Baseline BCVA ETDRS letter score	< 64 letters	281	44,5	2	0,7	284	45,4	2	0,7	1,01		Convergence criterion (GCONV=1E-8) satisfied.	0,14	7,23	0,000		Algorithm converged.	-0,014	0,014	1,01		Algorithm converged.	0,14	7,13	0,9915	0,0886	0,99		Algorithm converged.	0,14	6,98
	>= 64 letters	349	55,2	0	0,0	341	54,6	3	0,9		*	Quasi-complete separation of data points detected.				*	ERROR: The mean parameter is either invalid or at a limit of its range for some observations.			0,00		Algorithm converged.	0,00	NE	0,0793		>999,99		Algorithm converged.	0,00	NE
	Missing	2	0,3	0	0,0	0	0,0	0	0,0	NE			NE	NE	NE		NE	NE	NE	NE		NE	NE	NE	NE		NE		NE	NE	NE
Geographic region	Europe	219	34,7	1	0,5	218	34,9	1	0,5	1,00		Convergence criterion (GCONV=1E-8) satisfied.	0,06	16,02	0,000		Algorithm converged.	-0,013	0,013	1,00		Algorithm converged.	0,06	15,81	0,9974	0,0597	1,00		Algorithm converged.	0,06	15,96
	America	344	54,4	0	0,0	339	54,2	4	1,2		*	Quasi-complete separation of data points detected.				*	ERROR: The mean parameter is either invalid or at a limit of its range for some observations.			0,00		Algorithm converged.	0,00	NE	0,0435		>999,99		Algorithm converged.	0,00	NE
	Asia Pacific (inc. Australia)	69	10,9	1	1,4	68	10,9	0	0,0		*	Quasi-complete separation of data points detected.				*	WARNING: The relative Hessian convergence criterion of 11.992173254 is greater than the limit of 0.0001. The convergence is questionable.			NE		Algorithm converged.	NE	NE	0,3208		NE		Algorithm converged.	NE	NE

Includes AEs with onset up to Day 405 (last day of Week 56 analysis visit window).
Test for interaction based on RR (Log-binomial regression)
* indicates convergence problem. Result is uninterpretable.
Intraocular Inflammation events include Anterior chamber flare, Anterior Chamber inflammation, Chorioretinitis, Choroiditis, Cyclitis, Eye inflammation, Iridocyclitis, Iritis, Keratic precipitates, Keratouveitis, Noninfective chorioretinitis, Non-infectious endophthalmitis, Ocular vasculitis, Post procedural inflammation, Retinal vasculitis, Uveitis, and Vitritis.
Clinical cut-off: YOSEMITE 01NOV2021 and RHINE 28OCT2021

Program: root/clinical_studies/RO6867461/CDT70122/share/ACE_pool_DME_CSR_Final/prod/program/t_ae_raw.sas
Output: root/clinical_studies/RO6867461/CDT70122/share/ACE_pool_DME_CSR_Final/prod/output_saf_bc/t_ae_raw_sg_AESI7b_AEW56_SEBC_OCTNOV2021_DME.xls
11AUG2022 17:17

POPULATION: Safety-Evaluable Population B vs. C
ENDPOINT: Intraocular Inflammation Events (Fellow Eye) throughout the Entire Study
MODEL: Unstratified analysis
STUDY: GM40349 & GM40398
Dichotomous Analysis by Subgroups (Safety)

		Faricimab (PTI) (N=632)				Aflibercept (N=625)				Faricimab (PTI) vs. Aflibercept														Aflibercept vs. Faricimab (PTI)			
		Patients		Patients with Event		Patients		Patients with Event		Odds Ratio				Absolute Risk Difference				Relative Risk						Relative Risk			
Name	Level	n	%	n	%	n	%	n	%	Odds Ratio	Convergence Reason	95% Lower CL	95% Upper CL	Absolute Risk	Convergence Reason	95% Lower CL	95% Upper CL	Relative Risk	Convergence Reason	95% Lower CL	95% Upper CL	p-value (Cochran-Mantel-Haenszel)	Interaction Test p-value (likelihood ratio)	Relative Risk	Convergence Reason	95% Lower CL	95% Upper CL
All	n/a	632	100,0	4	0,6	625	100,0	7	1,1	0,56	Convergence criterion (GCONV=1E-8) satisfied.	0,16	1,93	-0,005	Algorithm converged.	-0,015	0,005	0,57	Algorithm converged.	0,17	1,92	0,3541		1,77	Algorithm converged.	0,52	6,01
Study	Rhine	319	50,5	1	0,3	314	50,2	1	0,3	0,98	Convergence criterion (GCONV=1E-8) satisfied.	0,06	15,80	0,000	Algorithm converged.	-0,009	0,009	0,98	Algorithm converged.	0,06	15,67	0,9911	0,6658	1,02	Algorithm converged.	0,06	16,17
	Yosemite	313	49,5	3	1,0	311	49,8	6	1,9	0,49	Convergence criterion (GCONV=1E-8) satisfied.	0,12	1,98	-0,010	Algorithm converged.	-0,028	0,009	0,50	Algorithm converged.	0,13	1,97	0,3096		2,01	Algorithm converged.	0,51	7,98

Test for interaction based on RR (Log-binomial regression)
* indicates convergence problem. Result is uninterpretable.
Intraocular Inflammation events include Anterior chamber flare, Anterior Chamber inflammation, Chorioretinitis, Choroiditis, Cyclitis, Eye inflammation, Iridocyclitis, Iritis, Keratic precipitates, Keratouveitis, Noninfective chorioretinitis, Non-infectious endophthalmitis, Ocular vasculitis, Post procedural inflammation, Retinal vasculitis, Uveitis, and Vitritis.
Clinical cut-off: YOSEMITE 01NOV2021 and RHINE 28OCT2021

Program: root/clinical_studies/RO6867461/CDT70122/share/ACE_pool_DME_CSR_Final/prod/program/t_ae_raw.sas
Output: root/clinical_studies/RO6867461/CDT70122/share/ACE_pool_DME_CSR_Final/prod/output_saf_bc/t_ae_raw_sg2_AE8I7b_SEBC_OCTNOV2021_DME.xls
15JUL2022 9:26

POPULATION: Safety-Evaluable Population B vs. C
ENDPOINT: Intraocular Inflammation Events (Fellow Eye) throughout the Entire Study
MODEL: Unadjusted Analysis
STUDY: GR40349 & GR40398
Forest Plot of Relative Risk

Study	Total n	Aflibercept (N=625) n	Aflibercept (N=625) Responder	Faricimab (PTI) (N=632) n	Faricimab (PTI) (N=632) Responder	Relative Risk	95% CI
All Patients	1257	625	7	632	4	0.57	(0.17, 1.92)
Study							
Rhine	633	314	1	319	1	0.98	(0.06, 15.67)
Yosemite	624	311	6	313	3	0.50	(0.13, 1.97)

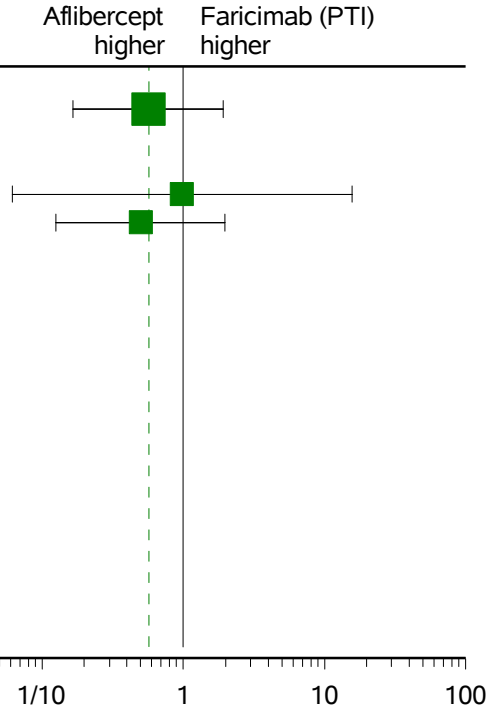

Intraocular Inflammation events include Anterior chamber flare, Anterior Chamber inflammation, Chorioretinitis, Choroiditis, Cyclitis, Eye inflammation, Iridocyclitis, Iritis, Keratic precipitates, Keratouveitis, Noninfective chorioretinitis, Non-infectious endophthalmitis, Ocular vasculitis, Post procedural inflammation, Retinal vasculitis, Uveitis, and Vitritis.

Clinical cut-off: YOSEMITE 01NOV2021 and RHINE 28OCT2021

Program: root/clinical_studies/RO6867461/CDT70122/share/ACE_pool_DME_Base/prod/program/g_forest_rr.sas
Output: root/clinical_studies/RO6867461/CDT70122/share/ACE_pool_DME_CSR_Final/prod/output_saf_bc/g_forest_rr_AESI7b_SEBC_OCTNOV2021_DME.pdf 06OCT2022 18:35

POPULATION: Safety-Evaluable Population B vs. C
ENDPOINT: Intraocular Inflammation Events (Fellow Eye) throughout the Entire Study
MODEL: Unstratified Analysis
STUDY: GR40349 & GR40398
Forest Plot of Odds Ratio

Study	Total n	Aflibercept (N=625) n	Aflibercept (N=625) n Responder	Faricimab (PTI) (N=632) n	Faricimab (PTI) (N=632) n Responder	Odds Ratio	95% CI
All Patients	1257	625	7	632	4	0.56	(0.16, 1.93)
Study							
Rhine	633	314	1	319	1	0.98	(0.06, 15.80)
Yosemite	624	311	6	313	3	0.49	(0.12, 1.98)

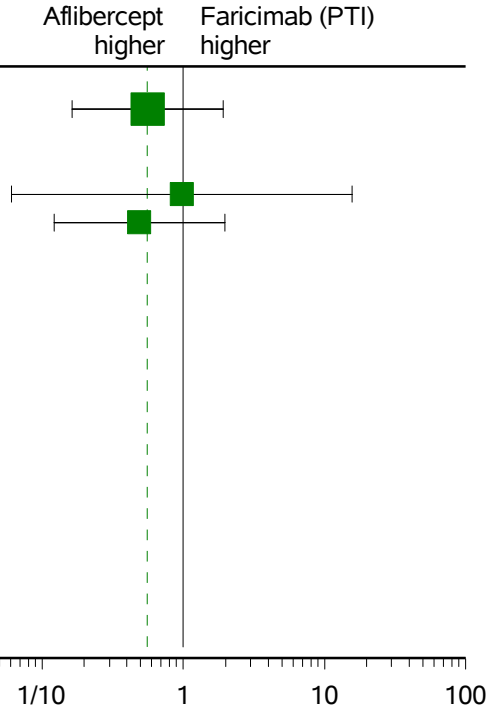

Intraocular Inflammation events include Anterior chamber flare, Anterior Chamber inflammation, Chorioretinitis, Choroiditis, Cyclitis, Eye inflammation, Iridocyclitis, Iritis, Keratic precipitates, Keratouveitis, Noninfective chorioretinitis, Non-infectious endophthalmitis, Ocular vasculitis, Post procedural inflammation, Retinal vasculitis, Uveitis, and Vitritis.

Clinical cut-off: YOSEMITE 01NOV2021 and RHINE 28OCT2021

Program: root/clinical_studies/RO6867461/CDT70122/share/ACE_pool_DME_Base/prod/program/g_forest_or.sas
Output: root/clinical_studies/RO6867461/CDT70122/share/ACE_pool_DME_CSR_Final/prod/output_saf_bc/g_forest_or_AESI7b_SEBC_OCTNOV2021_DME.pdf 04OCT2022 16:35

POPULATION: Safety-Evaluable Population B vs. C
ENDPOINT: Intraocular Inflammation Events (Fellow Eye) throughout the Entire Study
MODEL: Unstratified analysis
STUDY: GM40349 & GM40398
Dichotomous Analysis by Subgroups (Safety)

		Faricimab (PTI) (N=632)				Aflibercept (N=625)				Faricimab (PTI) vs. Aflibercept														Aflibercept vs. Faricimab (PTI)			
		Patients		Patients with Event		Patients		Patients with Event		Odds Ratio				Absolute Risk Difference				Relative Risk						Relative Risk			
Name	Level	n	%	n	%	n	%	n	%	Odds Ratio	Convergence Reason	95% Lower CL	95% Upper CL	Absolute Risk	Convergence Reason	95% Lower CL	95% Upper CL	Relative Risk	Convergence Reason	95% Lower CL	95% Upper CL	p-value (Cochran-Mantel-Haenszel)	Interaction Test p-value (likelihood ratio)	Relative Risk	Convergence Reason	95% Lower CL	95% Upper CL
All	n/a	632	100,0	4	0,6	625	100,0	7	1,1	0,56	Convergence criterion (GCONV=1E-8) satisfied.	0,16	1,93	-0,005	Algorithm converged.	-0,015	0,005	0,57	Algorithm converged.	0,17	1,92	0,3541		1,77	Algorithm converged.	0,52	6,01
Sex	Male	396	62,7	4	1,0	363	58,1	4	1,1	0,92	Convergence criterion (GCONV=1E-8) satisfied.	0,23	3,69	-0,001	Algorithm converged.	-0,015	0,014	0,92	Algorithm converged.	0,23	3,64	0,9016	0,0862	1,09	Algorithm converged.	0,27	4,33
	Female	236	37,3	0	0,0	262	41,9	3	1,1		* Quasi-complete separation of data points detected.				* ERROR: Error in computing the link function, its derivatives, or the variance function.			0,00	Algorithm converged.	0,00	NE	0,0993		>999.99	Algorithm converged.	0,00	NE
Age	< 65 years	352	55,7	2	0,6	362	57,9	4	1,1	0,51	Convergence criterion (GCONV=1E-8) satisfied.	0,09	2,81	-0,005	Algorithm converged.	-0,019	0,008	0,51	Algorithm converged.	0,09	2,79	0,4324	0,8750	1,94	Algorithm converged.	0,36	10,55
	>= 65 years	280	44,3	2	0,7	263	42,1	3	1,1	0,62	Convergence criterion (GCONV=1E-8) satisfied.	0,10	3,76	-0,004	Algorithm converged.	-0,020	0,012	0,63	Algorithm converged.	0,11	3,72	0,6035		1,60	Algorithm converged.	0,27	9,48
Baseline BCVA ETDRS letter score	< 64 letters	281	44,5	3	1,1	284	45,4	4	1,4	0,76	Convergence criterion (GCONV=1E-8) satisfied.	0,17	3,41	-0,003	Algorithm converged.	-0,022	0,015	0,76	Algorithm converged.	0,17	3,36	0,7145	0,5294	1,32	Algorithm converged.	0,20	5,84
	>= 64 letters	349	55,2	1	0,3	341	54,6	3	0,9	0,32	Convergence criterion (GCONV=1E-8) satisfied.	0,03	3,13	-0,006	Algorithm converged.	-0,017	0,005	0,33	Algorithm converged.	0,03	3,12	0,3051		3,07	Algorithm converged.	0,32	29,57
	Missing	2	0,3	0	0,0	0	0,0	0	0,0	NE		NE	NE	NE	NE	NE	NE	NE	NE	NE	NE	NE		NE	NE	NE	NE
Geographic region	Europe	219	34,7	1	0,5	218	34,9	1	0,5	1,00	Convergence criterion (GCONV=1E-8) satisfied.	0,06	16,02	0,000	Algorithm converged.	-0,013	0,013	1,00	Algorithm converged.	0,06	15,81	0,9974	0,2627	1,00	Algorithm converged.	0,06	15,96
	America	344	54,4	2	0,6	339	54,2	6	1,8	0,32	Convergence criterion (GCONV=1E-8) satisfied.	0,07	1,62	-0,012	Algorithm converged.	-0,028	0,004	0,33	Algorithm converged.	0,07	1,62	0,1492		3,04	Algorithm converged.	0,62	14,96
	Asia Pacific (inc. Australia)	69	10,9	1	1,4	68	10,9	0	0,0		* Quasi-complete separation of data points detected.				* WARNING: The relative Hessian convergence criterion of 11.992173254 is greater than the limit of 0.0001. The convergence is questionable.			NE	Algorithm converged.	NE	NE	0,3208		NE	Algorithm converged.	NE	NE

Test for interaction based on RR (Log-binomial regression)
* indicates convergence problem. Result is uninterpretable.
Intraocular Inflammation events include Anterior chamber flare, Anterior Chamber inflammation, Chorioretinitis, Choroiditis, Cyclitis, Eye inflammation, Iridocyclitis, Iritis, Keratic precipitates, Keratouveitis, Noninfective chorioretinitis, Non-infectious endophthalmitis, Ocular vasculitis, Post procedural inflammation, Retinal vasculitis, Uveitis, and Vitritis.
Clinical cut-off: YOSEMITE 01NOV2021 and RHINE 28OCT2021

Program: root/clinical_studies/RO6867461/CDT70122/share/ACE_pool_DME_CSR_Final/prod/program/t_ae_raw.sas
Output: root/clinical_studies/RO6867461/CDT70122/share/ACE_pool_DME_CSR_Final/prod/output_saf_bc/t_ae_raw_sg_AES17b_SEBC_OCTNOV2021_DME.xls
15JUL2022 9:25

POPULATION: Safety-Evaluable Population B vs. C
ENDPOINT: Retinal Vascular Occlusive Disease (Fellow Eye) through Week 56
MODEL: Unstratified analysis
STUDY: GM40349 & GM40398
Dichotomous Analysis by Subgroups (Safety)

		Faricimab (PTI) (N=632)				Aflibercept (N=625)				Faricimab (PTI) vs. Aflibercept																		Aflibercept vs. Faricimab (PTI)				
		Patients		Patients with Event		Patients		Patients with Event		Odds Ratio					Absolute Risk Difference					Relative Risk								Relative Risk				
Name	Level	n	%	n	%	n	%	n	%	Odds Ratio		Convergence Reason	95% Lower CL	95% Upper CL	Absolute Risk		Convergence Reason	95% Lower CL	95% Upper CL	Relative Risk		Convergence Reason	95% Lower CL	95% Upper CL	p-value (Cochran-Mantel-Haenszel)	Interaction Test p-value (likelihood ratio)	Relative Risk		Convergence Reason	95% Lower CL	95% Upper CL
All	n/a	632	100,0	1	0,2	625	100,0	0	0		*	Quasi-complete separation of data points detected.				*	WARNING: The relative Hessian convergence criterion of 83.9140427706 is greater than the limit of 0.0001. The convergence is questionable.			NE		Algorithm converged.	NE	NE	0,3200		NE		Algorithm converged.	NE	NE
Study	Rhine	319	50,5	0	0,0	314	50,2	0	0	NE			NE	NE	NE		NE	NE	NE	NE		NE	NE	NE	NE	NE	NE		NE	NE	NE
	Yosemite	313	49,5	1	0,3	311	49,8	0	0		*	Quasi-complete separation of data points detected.				*	WARNING: Negative of Hessian not positive definite.			NE		Algorithm converged.	NE	NE	0,3189		NE		Algorithm converged.	NE	NE

Includes AEs with onset up to Day 405 (last day of Week 56 analysis visit window).
Test for interaction based on RR (log-binomial regression)
* indicates convergence problem. Result is uninterpretable.
Retinal Vascular Occlusive events include Arterial occlusive disease, Retinal artery embolism, Retinal artery occlusion, Retinal vein occlusion, and Venous occlusion.
Clinical cut-off: YOSEMITE 01NOV2021 and RHINE 28OCT2021

Program: root/clinical_studies/RO6867461/CDT70122/share/ACE_pool_DME_CSR_Final/prod/program/t_ae_raw.sas
Output: root/clinical_studies/RO6867461/CDT70122/share/ACE_pool_DME_CSR_Final/prod/output_saf_bc/t_ae_raw_sg_AESI8b_AEW56_SEBC_OCTNOV2021_DME.xls
11AUG2022 17:20

POPULATION: Safety-Evaluable Population B vs. C
ENDPOINT: Retinal Vascular Occlusive Disease (Fellow Eye) through Week 56
MODEL: Unstratified Analysis
STUDY: GR40349 & GR40398
Forest Plot of Odds Ratio

Study	Total n	Aflibercept (N=625) n	Aflibercept (N=625) n Responder	Faricimab (PTI) (N=632) n	Faricimab (PTI) (N=632) n Responder	Odds Ratio	95% CI
All Patients	1257	625	0	632	1	>999.99	(0.00, NE)
Study							
Rhine	633	314	0	319	0	NE	NE
Yosemite	624	311	0	313	1	>999.99	(0.00, NE)

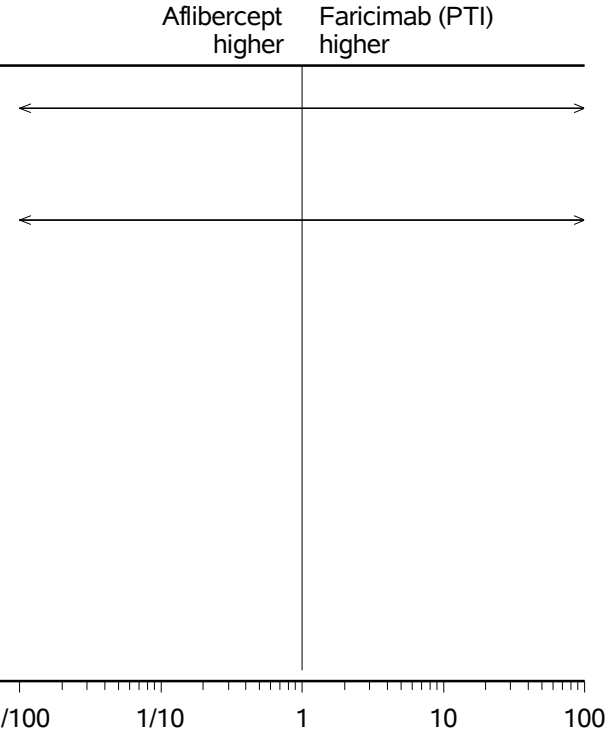

Retinal Vascular Occlusive events include Arterial occlusive disease, Retinal artery embolism, Retinal artery occlusion, Retinal vein occlusion, and Venous occlusion.
Clinical cut-off: YOSEMITE 01NOV2021 and RHINE 28OCT2021
Program: root/clinical_studies/RO6867461/CDT70122/share/ACE_pool_DME_Base/prod/program/g_forest_or.sas
Output: root/clinical_studies/RO6867461/CDT70122/share/ACE_pool_DME_CSR_Final/prod/output_saf_bc/g_forest_or_AESI8b_AEW56_SEBC_OCTNOV2021_DME.pdf 04OCT2022 16:36

POPULATION: Safety-Evaluable Population B vs. C
ENDPOINT: Retinal Vascular Occlusive Disease (Fellow Eye) through Week 56
MODEL: Unstratified analysis
STUDY: GM40349 & GM40398
Dichotomous Analysis by Subgroups (Safety)

		Faricimab (PTI) (N=632)				Aflibercept (N=625)				Faricimab (PTI) vs. Aflibercept																Aflibercept vs. Faricimab (PTI)				
		Patients		Patients with Event		Patients		Patients with Event		Odds Ratio					Absolute Risk Difference					Relative Risk							Relative Risk				
Name	Level	n	%	n	%	n	%	n	%	Odds Ratio		Convergence Reason	95% Lower CL	95% Upper CL	Absolute Risk		Convergence Reason	95% Lower CL	95% Upper CL	Relative Risk		Convergence Reason	95% Lower CL	95% Upper CL	p-value (Cochran-Mantel-Haenszel)	Interaction Test p-value (likelihood ratio)	Relative Risk		Convergence Reason	95% Lower CL	95% Upper CL
All	n/a	632	100,0	1	0,2	625	100,0	0	0		*	Quasi-complete separation of data points detected.				*	WARNING: The relative Hessian convergence criterion of 83.914042706 is greater than the limit of 0.0001. The convergence is questionable.			NE		Algorithm converged.	NE	NE	0,3200		NE		Algorithm converged.	NE	NE
Sex	Male	396	62,7	1	0,3	363	58,1	0	0		*	Quasi-complete separation of data points detected.				*	WARNING: The relative Hessian convergence criterion of 52.004609201 is greater than the limit of 0.0001. The convergence is questionable.			NE		Algorithm converged.	NE	NE	0,3384	NE	NE		Algorithm converged.	NE	NE
	Female	236	37,3	0	0,0	262	41,9	0	0	NE			NE	NE	NE		NE	NE	NE	NE		NE	NE	NE	NE		NE		NE	NE	NE
Age	< 65 years	352	55,7	1	0,3	362	57,9	0	0		*	Quasi-complete separation of data points detected.				*	WARNING: The relative Hessian convergence criterion of 52.752689443 is greater than the limit of 0.0001. The convergence is questionable.			NE		Algorithm converged.	NE	NE	0,3105	NE	NE		Algorithm converged.	NE	NE
	>= 65 years	280	44,3	0	0,0	263	42,1	0	0	NE			NE	NE	NE		NE	NE	NE	NE		NE	NE	NE	NE		NE		NE	NE	NE
Baseline BCVA ETDRS letter score	< 64 letters	281	44,5	1	0,4	284	45,4	0	0		*	Quasi-complete separation of data points detected.				*	WARNING: Negative of Hessian not positive definite.			NE		Algorithm converged.	NE	NE	0,3147	NE	NE		Algorithm converged.	NE	NE
	>= 64 letters	349	55,2	0	0,0	341	54,6	0	0	NE			NE	NE	NE		NE	NE	NE	NE		NE	NE	NE	NE		NE		NE	NE	NE
	Missing	2	0,3	0	0,0	0	0,0	0	0	NE			NE	NE	NE		NE	NE	NE	NE		NE	NE	NE	NE		NE		NE	NE	NE
Geographic region	Europe	219	34,7	0	0,0	218	34,9	0	0	NE			NE	NE	NE		NE	NE	NE	NE		NE	NE	NE	NE	NE	NE		NE	NE	NE
	America	344	54,4	1	0,3	339	54,2	0	0		*	Quasi-complete separation of data points detected.				*	WARNING: Negative of Hessian not positive definite.			NE		Algorithm converged.	NE	NE	0,3209		NE		Algorithm converged.	NE	NE
	Asia Pacific (inc. Australia)	69	10,9	0	0,0	68	10,9	0	0	NE			NE	NE	NE		NE	NE	NE	NE		NE	NE	NE	NE		NE		NE	NE	NE

Includes AEs with onset up to Day 405 (last day of Week 56 analysis visit window).
Test for interaction based on RR (Log-binomial regression)
* indicates convergence problem. Result is uninterpretable.
Retinal Vascular Occlusive events include Arterial occlusive disease, Retinal artery embolism, Retinal artery occlusion, Retinal vein occlusion, and Venous occlusion.
Clinical cut-off: YOSEMITE 01NOV2021 and RHINE 28OCT2021

Program: root/clinical_studies/RO6867461/CDT70122/share/ACE_pool_DME_CSR_Final/prod/program/t_ae_raw.sas
Output: root/clinical_studies/RO6867461/CDT70122/share/ACE_pool_DME_CSR_Final/prod/output_saf_bc/t_ae_raw_sg_AESI8b_AEW56_SEBC_OCTNOV2021_DME.xls
11AUG2022 17:20

POPULATION: Safety-Evaluable Population B vs. C
ENDPOINT: Retinal Vascular Occlusive Disease (Fellow Eye) throughout the Entire Study
MODEL: Unstratified analysis
STUDY: GM40349 & GM40398
Dichotomous Analysis by Subgroups (Safety)

		Faricimab (PTI) (N=632)				Aflibercept (N=625)				Faricimab (PTI) vs. Aflibercept																		Aflibercept vs. Faricimab (PTI)				
		Patients		Patients with Event		Patients		Patients with Event		Odds Ratio					Absolute Risk Difference					Relative Risk								Relative Risk				
Name	Level	n	%	n	%	n	%	n	%	Odds Ratio		Convergence Reason	95% Lower CL	95% Upper CL	Absolute Risk		Convergence Reason	95% Lower CL	95% Upper CL	Relative Risk	Convergence Reason	95% Lower CL	95% Upper CL	p-value (Cochran-Mantel-Haenszel)	Interaction Test p-value (likelihood ratio)	Relative Risk		Convergence Reason	95% Lower CL	95% Upper CL
All	n/a	632	100,0	2	0,3	625	100,0	2	0,3	0,99		Convergence criterion (GCONV=1E-8) satisfied.	0,14	7,04	0,000		Algorithm converged.	-0,006	0,006	0,99	Algorithm converged.	0,14	7,00	0,9911		1,01		Algorithm converged.	0,14	7,18
Study	Rhine	319	50,5	0	0,0	314	50,2	1	0,3		*	Quasi-complete separation of data points detected.				*	ERROR: The mean parameter is either invalid or at a limit of its range for some observations.			0,00	Algorithm converged.	0,00	NE	0,3135	0,1873	>999.99		Algorithm converged.	0,00	NE
	Yosemite	313	49,5	2	0,6	311	49,8	1	0,3	1,93		Convergence criterion (GCONV=1E-8) satisfied.	0,18	22,10	0,003		Algorithm converged.	-0,008	0,014	1,99	Algorithm converged.	0,18	21,80	0,5668		0,50		Algorithm converged.	0,05	5,52

Test for interaction based on RR (Log-binomial regression)
* indicates convergence problem. Result is uninterpretable.
Retinal Vascular Occlusive events include Arterial occlusive disease, Retinal artery embolism, Retinal artery occlusion, Retinal vein occlusion, and Venous occlusion.
Clinical cut-off: YOSEMITE 01NOV2021 and RHINE 28OCT2021

Program: root/clinical_studies/RO6867461/CDT70122/share/ACE_pool_DME_CSR_Final/prod/program/t_ae_raw.sas
Output: root/clinical_studies/RO6867461/CDT70122/share/ACE_pool_DME_CSR_Final/prod/output_saf_bc/t_ae_raw_sg2_AESIEb_SEBC_OCTNOV2021_DME.xls
15JUL2022 9:38

POPULATION: Safety-Evaluable Population B vs. C
ENDPOINT: Retinal Vascular Occlusive Disease (Fellow Eye) throughout the Entire Study
MODEL: Unadjusted Analysis
STUDY: GR40349 & GR40398
Forest Plot of Relative Risk

Study	Total n	Aflibercept (N=625) n	Aflibercept (N=625) n Responder	Faricimab (PTI) (N=632) n	Faricimab (PTI) (N=632) n Responder	Relative Risk	95% CI
All Patients	1257	625	2	632	2	0.99	(0.14, 7.00)
Study							
Rhine	633	314	1	319	0	0.00	(0.00, NE)
Yosemite	624	311	1	313	2	1.99	(0.18, 21.80)

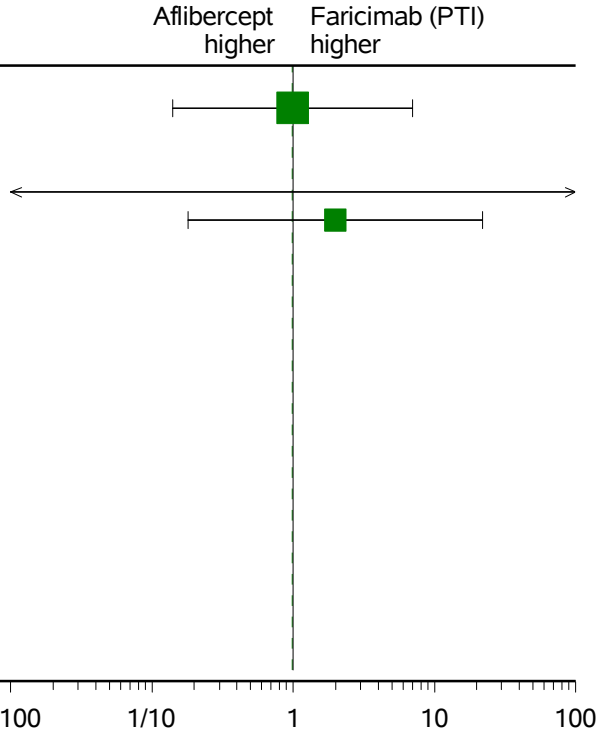

Retinal Vascular Occlusive events include Arterial occlusive disease, Retinal artery embolism, Retinal artery occlusion, Retinal vein occlusion, and Venous occlusion.
Clinical cut-off: YOSEMITE 01NOV2021 and RHINE 28OCT2021
Program: root/clinical_studies/RO6867461/CDT70122/share/ACE_pool_DME_Base/prod/program/g_forest_rr.sas
Output: root/clinical_studies/RO6867461/CDT70122/share/ACE_pool_DME_CSR_Final/prod/output_saf_bc/g_forest_rr_AESI8b_SEBC_OCTNOV2021_DME.pdf 06OCT2022 18:37

POPULATION: Safety-Evaluable Population B vs. C
ENDPOINT: Retinal Vascular Occlusive Disease (Fellow Eye) throughout the Entire Study
MODEL: Unstratified Analysis
STUDY: GR40349 & GR40398
Forest Plot of Odds Ratio

Study	Total n	Aflibercept (N=625) n	Aflibercept (N=625) n Responder	Faricimab (PTI) (N=632) n	Faricimab (PTI) (N=632) n Responder	Odds Ratio	95% CI
All Patients	1257	625	2	632	2	0.99	(0.14, 7.04)
Study							
Rhine	633	314	1	319	0	0.00	(0.00, NE)
Yosemite	624	311	1	313	2	1.99	(0.18, 22.10)

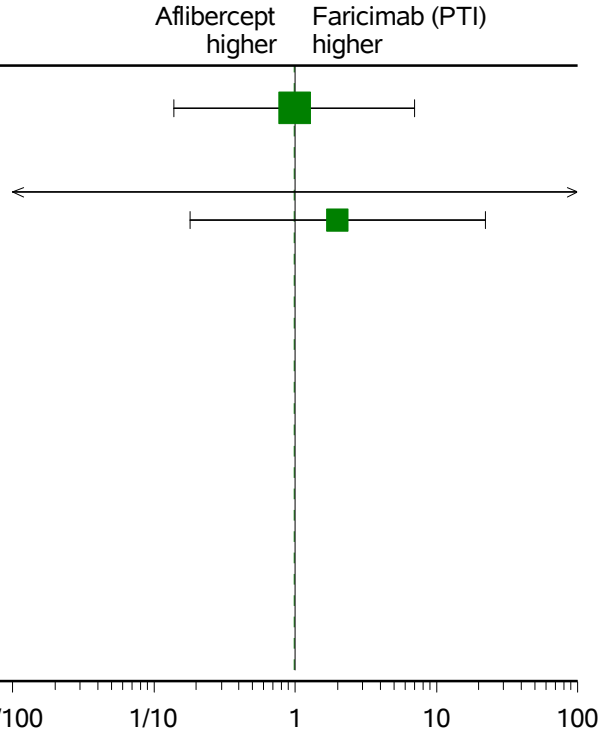

Retinal Vascular Occlusive events include Arterial occlusive disease, Retinal artery embolism, Retinal artery occlusion, Retinal vein occlusion, and Venous occlusion.
Clinical cut-off: YOSEMITE 01NOV2021 and RHINE 28OCT2021
Program: root/clinical_studies/RO6867461/CDT70122/share/ACE_pool_DME_Base/prod/program/g_forest_or.sas
Output: root/clinical_studies/RO6867461/CDT70122/share/ACE_pool_DME_CSR_Final/prod/output_saf_bc/g_forest_or_AESI8b_SEBC_OCTNOV2021_DME.pdf 04OCT2022 16:37

POPULATION: Safety-Evaluable Population B vs. C
ENDPOINT: Retinal Vascular Occlusive Disease (Fellow Eye) throughout the Entire Study
MODEL: Unstratified analysis
STUDY: GR40349 & GR40398
Dichotomous Analysis by Subgroups (Safety)

		Faricimab (PTI) (N=632)				Aflibercept (N=625)				Faricimab (PTI) vs. Aflibercept																		Aflibercept vs. Faricimab (PTI)						
		Patients		Patients with Event		Patients		Patients with Event		Odds Ratio					Absolute Risk Difference					Relative Risk									Relative Risk						
Name	Level	n	%	n	%	n	%	n	%	Odds Ratio		Convergence Reason	95% Lower CL	95% Upper CL	Absolute Risk		Convergence Reason	95% Lower CL	95% Upper CL	Relative Risk		Convergence Reason	95% Lower CL	95% Upper CL	p-value (Cochran-Mantel-Haenszel)	Interaction Test p-value (likelihood ratio)	Relative Risk		Convergence Reason	95% Lower CL	95% Upper CL		
All	n/a	632	100,0	2	0,3	625	100,0	2	0,3	0,99		Convergence criterion (GCONV=1E-8) satisfied.	0,14	7,04	0,000		Algorithm converged.	-0,006	0,006	0,99		Algorithm converged.	0,14	7,00	0,9911		1,01		Algorithm converged.	0,14	7,16		
Sex	Male	396	62,7	1	0,3	363	58,1	0	0,0		*	Quasi-complete separation of data points detected.				*	WARNING: The relative Hessian convergence criterion of 52.004609201 is greater than the limit of 0.0001. The convergence is questionable.			NE		Algorithm converged.	NE	NE	0,3384	0,2140	NE		Algorithm converged.	NE	NE		
	Female	236	37,3	1	0,4	262	41,9	2	0,8	0,55		Convergence criterion (GCONV=1E-8) satisfied.	0,05	6,14	-0,003		Algorithm converged.	-0,017	0,010	0,56		Algorithm converged.	0,05	6,08	0,6251		1,80		Algorithm converged.	0,16	19,74		
Age	< 65 years	352	55,7	1	0,3	362	57,9	2	0,6	0,51		Convergence criterion (GCONV=1E-8) satisfied.	0,05	5,68	-0,003		Algorithm converged.	-0,012	0,007	0,51		Algorithm converged.	0,05	5,65	0,5796	0,2003	1,94		Algorithm converged.	0,18	21,35		
	>= 65 years	280	44,3	1	0,4	263	42,1	0	0,0		*	Quasi-complete separation of data points detected.				*	WARNING: Negative of Hessian not positive definite.			NE		Algorithm converged.	NE	NE	0,3325		NE		Algorithm converged.	NE	NE		
Baseline BCVA ETDRS letter score	< 64 letters	281	44,5	1	0,4	284	45,4	2	0,7	0,50		Convergence criterion (GCONV=1E-8) satisfied.	0,05	5,59	-0,003		Algorithm converged.	-0,015	0,008	0,51		Algorithm converged.	0,05	5,54	0,5692	0,1929	1,98		Algorithm converged.	0,18	21,70		
	>= 64 letters	349	55,2	1	0,3	341	54,6	0	0,0		*	Quasi-complete separation of data points detected.				*	WARNING: The relative Hessian convergence criterion of 49.754598305 is greater than the limit of 0.0001. The convergence is questionable.			NE		Algorithm converged.	NE	NE	0,3229		NE		Algorithm converged.	NE	NE		
	Missing	2	0,3	0	0,0	0	0,0	0	0,0	NE			NE	NE	NE		NE	NE	NE	NE		NE	NE	NE	NE		NE		NE	NE	NE		
Geographic region	Europe	219	34,7	1	0,5	218	34,9	0	0,0		*	Quasi-complete separation of data points detected.				*	WARNING: Negative of Hessian not positive definite.			NE		Algorithm converged.	NE	NE	0,3184	NE	NE		Algorithm converged.	NE	NE		
	America	344	54,4	1	0,3	339	54,2	2	0,6	0,49		Convergence criterion (GCONV=1E-8) satisfied.	0,04	5,44	-0,003		Algorithm converged.	-0,013	0,007	0,49		Algorithm converged.	0,04	5,41	0,5546		2,03		Algorithm converged.	0,18	22,28		
	Asia Pacific (inc. Australia)	69	10,9	0	0,0	68	10,9	0	0,0	NE			NE	NE	NE		NE	NE	NE	NE		NE	NE	NE	NE		NE		NE	NE	NE		

Test for interaction based on RR (Log-binomial regression)
* indicates convergence problem. Result is uninterpretable.
Retinal Vascular Occlusive events include Arterial occlusive disease, Retinal artery embolism, Retinal artery occlusion, Retinal vein occlusion, and Venous occlusion.
Clinical cut-off: YOSEMITE 01NOV2021 and RHINE 28OCT2021

Program: root/clinical_studies/RO6867461/CDT70122/share/ACE_pool_DME_CSR_Final/prod/program/t_ae_raw.sas
Output: root/clinical_studies/RO6867461/CDT70122/share/ACE_pool_DME_CSR_Final/prod/output_saf_bc/t_ae_raw_sg_AESISb_SEBC_OCTNOV2021_DME.xls
15JUL2022 9:26

POPULATION: Safety-Evaluable Population B vs. C
ENDPOINT: Intraocular Inflammation Events (Study Eye, Severe) through Week 56
MODEL: Unstratified analysis
STUDY: GM40349 & GM40398
Dichotomous Analysis by Subgroups (Safety)

		Faricimab (PTI) (N=632)				Aflibercept (N=625)				Faricimab (PTI) vs. Aflibercept																		Aflibercept vs. Faricimab (PTI)				
		Patients		Patients with Event		Patients		Patients with Event		Odds Ratio					Absolute Risk Difference						Relative Risk							Relative Risk				
Name	Level	n	%	n	%	n	%	n	%	Odds Ratio		Convergence Reason	95% Lower CL	95% Upper CL	Absolute Risk		Convergence Reason	95% Lower CL	95% Upper CL	Relative Risk		Convergence Reason	95% Lower CL	95% Upper CL	p-value (Cochran-Mantel-Haenszel)	Interaction Test p-value (likelihood ratio)	Relative Risk		Convergence Reason	95% Lower CL	95% Upper CL
All	n/a	632	100,0	2	0,3	625	100,0	0	0		*	Quasi-complete separation of data points detected.				*	ERROR: The mean parameter is either invalid or at a limit of its range for some observations.			NE		Algorithm converged.	NE	NE	0,1595		NE		Algorithm converged.	NE	NE
Study	Rhine	319	50,5	0	0,0	314	50,2	0	0	NE			NE	NE	NE		NE	NE	NE	NE		NE	NE	NE	NE	NE	NE		NE	NE	NE
	Yosemite	313	49,5	2	0,6	311	49,8	0	0		*	Quasi-complete separation of data points detected.				*	WARNING: Negative of Hessian not positive definite.			NE		Algorithm converged.	NE	NE	0,1583		NE		Algorithm converged.	NE	NE

Includes AEs with onset up to Day 405 (last day of Week 56 analysis visit window).
Test for interaction based on RR (log-binomial regression)
* indicates convergence problem. Result is uninterpretable.
Intraocular Inflammation events include Anterior chamber flare, Anterior Chamber inflammation, Chorioretinitis, Choroiditis, Cyclitis, Eye inflammation, Iridocyclitis, Iritis, Keratic precipitates, Keratouveitis, Noninfective chorioretinitis, Non-infectious endophthalmitis, Ocular vasculitis, Post procedural inflammation, Retinal vasculitis, Uveitis, and Vitritis.
Clinical cut-off: YOSEMITE 01NOV2021 and RHINE 28OCT2021

Program: root/clinical_studies/RO6867461/CDT70122/share/ACE_pool_DME_CSR_Final/prod/program/t_ae_raw.sas
Output: root/clinical_studies/RO6867461/CDT70122/share/ACE_pool_DME_CSR_Final/prod/output_saf_bc/t_ae_raw_sg_AESI7aSEV_AEW56_SEBC_OCTNOV2021_DME.xls
11AUG2022 18:49

POPULATION: Safety-Evaluable Population B vs. C
ENDPOINT: Intraocular Inflammation Events (Study Eye, Severe) through Week 56
MODEL: Unstratified Analysis
STUDY: GR40349 & GR40398
Forest Plot of Odds Ratio

Study	Total n	Aflibercept (N=625) n	Aflibercept (N=625) Responder	Faricimab (PTI) (N=632) n	Faricimab (PTI) (N=632) Responder	Odds Ratio	95% CI
All Patients	1257	625	0	632	2	>999.99	(0.00, >999.99)
Study							
Rhine	633	314	0	319	0	NE	NE
Yosemite	624	311	0	313	2	>999.99	(0.00, >999.99)

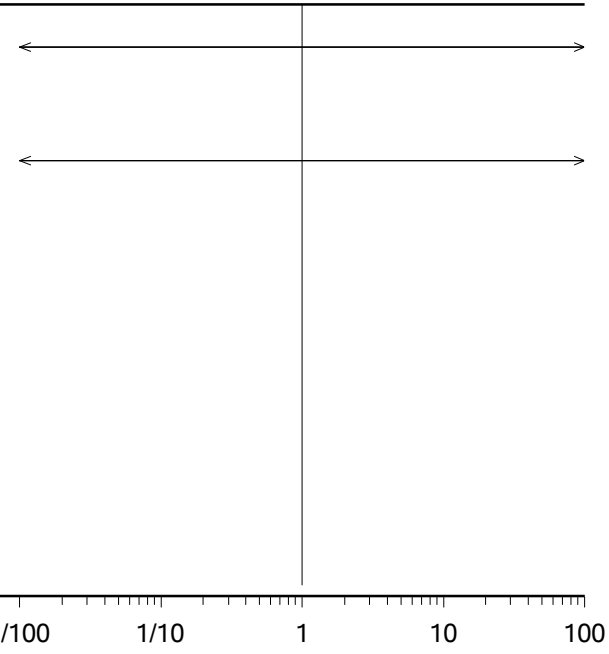

Intraocular Inflammation events include Anterior chamber flare, Anterior Chamber inflammation, Chorioretinitis, Choroiditis, Cyclitis, Eye inflammation, Iridocyclitis, Iritis, Keratic precipitates, Keratouveitis, Noninfective chorioretinitis, Non-infectious endophthalmitis, Ocular vasculitis, Post procedural inflammation, Retinal vasculitis, Uveitis, and Vitritis.

Clinical cut-off: YOSEMITE 01NOV2021 and RHINE 28OCT2021

Program: root/clinical_studies/RO6867461/CDT70122/share/ACE_pool_DME_Base/prod/program/g_forest_or.sas
Output: root/clinical_studies/RO6867461/CDT70122/share/ACE_pool_DME_CSR_Final/prod/output_saf_bc/g_forest_or_AESI7aSEV_AEW56_SEBC_OCTNOV2021_DME.pdf 04OCT2022 17:22

POPULATION: Safety-Evaluable Population B vs. C
ENDPOINT: Intraocular Inflammation Events (Study Eye, Severe) through Week 56
MODEL: Unstratified analysis
STUDY: GM40349 & GM40398
Dichotomous Analysis by Subgroups (Safety)

		Faricimab (PTI) (N=632)				Aflibercept (N=625)				Faricimab (PTI) vs. Aflibercept																Aflibercept vs. Faricimab (PTI)				
		Patients		Patients with Event		Patients		Patients with Event		Odds Ratio					Absolute Risk Difference				Relative Risk							Relative Risk				
Name	Level	n	%	n	%	n	%	n	%	Odds Ratio		Convergence Reason	95% Lower CL	95% Upper CL	Absolute Risk		Convergence Reason	95% Lower CL	95% Upper CL	Relative Risk		Convergence Reason	95% Lower CL	95% Upper CL	p-value (Cochran-Mantel-Haenszel)	Interaction Test p-value (likelihood ratio)	Relative Risk		Convergence Reason	95% Lower CL	95% Upper CL
All	n/a	632	100,0	2	0,3	625	100,0	0	0		*	Quasi-complete separation of data points detected.				*	ERROR: The mean parameter is either invalid or at a limit of its range for some observations.			NE		Algorithm converged.	NE	NE	0,1595		NE		Algorithm converged.	NE	NE
Sex	Male	396	62,7	0	0,0	363	58,1	0	0	NE			NE	NE	NE		NE	NE	NE	NE		NE	NE	NE	NE	NE	NE		NE	NE	NE
	Female	236	37,3	2	0,8	262	41,9	0	0		*	Quasi-complete separation of data points detected.				*	WARNING: Negative of Hessian not positive definite.			NE		Algorithm converged.	NE	NE	0,1358		NE		Algorithm converged.	NE	NE
Age	< 65 years	352	55,7	1	0,3	362	57,9	0	0		*	Quasi-complete separation of data points detected.				*	WARNING: The relative Hessian convergence criterion of 52.752689443 is greater than the limit of 0.0001. The convergence is questionable.			NE		Algorithm converged.	NE	NE	0,3105	1,0000	NE		Algorithm converged.	NE	NE
	>= 65 years	280	44,3	1	0,4	263	42,1	0	0		*	Quasi-complete separation of data points detected.				*	WARNING: Negative of Hessian not positive definite.			NE		Algorithm converged.	NE	NE	0,3325		NE		Algorithm converged.	NE	NE
Baseline BCVA ETDRS letter score	< 64 letters	281	44,5	2	0,7	284	45,4	0	0		*	Quasi-complete separation of data points detected.				*	WARNING: Negative of Hessian not positive definite.			NE		Algorithm converged.	NE	NE	0,1547	NE	NE		Algorithm converged.	NE	NE
	>= 64 letters	349	55,2	0	0,0	341	54,6	0	0	NE			NE	NE	NE		NE	NE	NE	NE		NE	NE	NE	NE		NE		NE	NE	NE
	Missing	2	0,3	0	0,0	0	0,0	0	0	NE			NE	NE	NE		NE	NE	NE	NE		NE	NE	NE	NE		NE		NE	NE	NE
Geographic region	Europe	219	34,7	0	0,0	218	34,9	0	0	NE			NE	NE	NE		NE	NE	NE	NE		NE	NE	NE	NE	NE	NE		NE	NE	NE
	America	344	54,4	1	0,3	339	54,2	0	0		*	Quasi-complete separation of data points detected.				*	WARNING: Negative of Hessian not positive definite.			NE		Algorithm converged.	NE	NE	0,3209		NE		Algorithm converged.	NE	NE
	Asia Pacific (inc. Australia)	69	10,9	1	1,4	68	10,9	0	0		*	Quasi-complete separation of data points detected.				*	WARNING: The relative Hessian convergence criterion of 11.992173254 is greater than the limit of 0.0001. The convergence is questionable.			NE		Algorithm converged.	NE	NE	0,3208		NE		Algorithm converged.	NE	NE

Includes AEs with onset up to Day 405 (last day of Week 56 analysis visit window).
Test for interaction based on RR (Log-binomial regression)
* indicates convergence problem. Result is uninterpretable.
Intraocular Inflammation events include Anterior chamber flare, Anterior Chamber inflammation, Chorioretinitis, Choroiditis, Cyclitis, Eye inflammation, Iridocyclitis, Iritis, Keratic precipitates, Keratouveitis, Noninfective chorioretinitis, Non-infectious endophthalmitis, Ocular vasculitis, Post procedural inflammation, Retinal vasculitis, Uveitis, and Vitritis.
Clinical cut-off: YOSEMITE 01NOV2021 and RHINE 28OCT2021

Program: root/clinical_studies/RO6867461/CDT70122/share/ACE_pool_DME_CSR_Final/prod/program/t_ae_raw.sas
Output: root/clinical_studies/RO6867461/CDT70122/share/ACE_pool_DME_CSR_Final/prod/output_saf_bc/t_ae_raw_sg_AESI7aSEV_AEW56_SEBC_OCTNOV2021_DME.xls
11AUG2022 18:49

POPULATION: Safety-Evaluable Population B vs. C
ENDPOINT: Intraocular Inflammation Events (Study Eye, Severe) throughout the Entire Study
MODEL: Unstratified analysis
STUDY: GM40349 & GM40398
Dichotomous Analysis by Subgroups (Safety)

		Faricimab (PTI) (N=632)				Aflibercept (N=625)				Faricimab (PTI) vs. Aflibercept																		Aflibercept vs. Faricimab (PTI)				
		Patients		Patients with Event		Patients		Patients with Event		Odds Ratio					Absolute Risk Difference					Relative Risk								Relative Risk				
Name	Level	n	%	n	%	n	%	n	%	Odds Ratio		Convergence Reason	95% Lower CL	95% Upper CL	Absolute Risk		Convergence Reason	95% Lower CL	95% Upper CL	Relative Risk		Convergence Reason	95% Lower CL	95% Upper CL	p-value (Cochran Mantel-Haenszel)	Interaction Test p-value (likelihood ratio)	Relative Risk		Convergence Reason	95% Lower CL	95% Upper CL
All	n/a	632	100,0	3	0,5	625	100,0	0	0		*	Quasi-complete separation of data points detected.				*	WARNING: Negative of Hessian not positive definite.			NE		Algorithm converged.	NE	NE	0,0847		NE		Algorithm converged.	NE	NE
Study	Rhine	319	50,5	0	0,0	314	50,2	0	0	NE			NE	NE	NE		NE	NE	NE	NE		NE	NE	NE	NE	NE	NE		NE	NE	NE
	Yosemite	313	49,5	3	1,0	311	49,8	0	0		*	Quasi-complete separation of data points detected.				*	WARNING: Negative of Hessian not positive definite.			NE		Algorithm converged.	NE	NE	0,0838		NE		Algorithm converged.	NE	NE

Test for interaction based on RR (Log-binomial regression)
* indicates convergence problem. Result is uninterpretable.
Intraocular Inflammation events include Anterior chamber flare, Anterior Chamber inflammation, Chorioretinitis, Choroiditis, Cyclitis, Eye inflammation, Iridocyclitis, Iritis, Keratic precipitates,
Keratouveitis, Noninfective chorioretinitis, Non-infectious endophthalmitis, Ocular vasculitis, Post procedural inflammation, Retinal vasculitis, Uveitis, and Vitritis.
Clinical cut-off: YOSEMITE 01NOV2021 and RHINE 28OCT2021

Program: root/clinical_studies/RO6867461/CDT70122/share/ACE_pool_DME_CSR_Final/prod/program/t_ae_raw.sas
Output: root/clinical_studies/RO6867461/CDT70122/share/ACE_pool_DME_CSR_Final/prod/output_saf_bc/t_ae_raw_sg2_AESI7aSEV_SEBC_OCTNOV2021_DME.xls
15JUL2022 9:36

POPULATION: Safety-Evaluable Population B vs. C
ENDPOINT: Intraocular Inflammation Events (Study Eye, Severe) throughout the Entire Study
MODEL: Unstratified Analysis
STUDY: GR40349 & GR40398
Forest Plot of Odds Ratio

Study	Total n	Aflibercept (N=625) n	Aflibercept (N=625) n Responder	Faricimab (PTI) (N=632) n	Faricimab (PTI) (N=632) n Responder	Odds Ratio	95% CI
All Patients	1257	625	0	632	3	>999.99	(0.00, NE)
Study							
Rhine	633	314	0	319	0	NE	NE
Yosemite	624	311	0	313	3	>999.99	(0.00, NE)

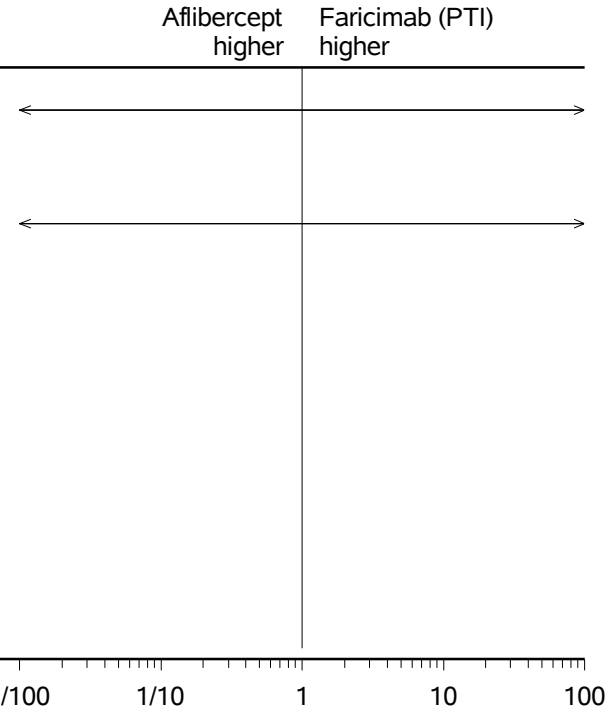

Intraocular Inflammation events include Anterior chamber flare, Anterior Chamber inflammation, Chorioretinitis, Choroiditis, Cyclitis, Eye inflammation, Iridocyclitis, Iritis, Keratic precipitates, Keratouveitis, Noninfective chorioretinitis, Non-infectious endophthalmitis, Ocular vasculitis, Post procedural inflammation, Retinal vasculitis, Uveitis, and Vitritis.

Clinical cut-off: YOSEMITE 01NOV2021 and RHINE 28OCT2021

Program: root/clinical_studies/RO6867461/CDT70122/share/ACE_pool_DME_Base/prod/program/g_forest_or.sas
Output: root/clinical_studies/RO6867461/CDT70122/share/ACE_pool_DME_CSR_Final/prod/output_saf_bc/g_forest_or_AESI7aSEV_SEBC_OCTNOV2021_DME.pdf 04OCT2022 17:23

POPULATION: Safety-Evaluable Population B vs. C
ENDPOINT: Intraocular Inflammation Events (Study Eye, Severe) throughout the Entire Study
MODEL: Unstratified analysis
STUDY: GR40349 & GR40398
Dichotomous Analysis by Subgroups (Safety)

		Faricimab (PTI) (N=632)				Aflibercept (N=625)				Faricimab (PTI) vs. Aflibercept																Aflibercept vs. Faricimab (PTI)				
		Patients		Patients with Event		Patients		Patients with Event		Odds Ratio					Absolute Risk Difference				Relative Risk							Relative Risk				
Name	Level	n	%	n	%	n	%	n	%	Odds Ratio		Convergence Reason	95% Lower CL	95% Upper CL	Absolute Risk		Convergence Reason	95% Lower CL	95% Upper CL	Relative Risk		Convergence Reason	95% Lower CL	95% Upper CL	p-value (Cochran-Mantel-Haenszel)	Interaction Test p-value (likelihood ratio)	Relative Risk		Convergence Reason	95% Lower CL	95% Upper CL
All	n/a	632	100,0	3	0,5	625	100,0	0	0		*	Quasi-complete separation of data points detected.				*	WARNING: Negative of Hessian not positive definite.			NE		Algorithm converged.	NE	NE	0,0847		NE		Algorithm converged.	NE	NE
Sex	Male	396	62,7	1	0,3	363	58,1	0	0		*	Quasi-complete separation of data points detected.				*	WARNING: The relative Hessian convergence criterion of 53.68217724 is greater than the limit of 0.0001. The convergence is questionable.			NE		Algorithm converged.	NE	NE	0,3384	1,0000	NE		Algorithm converged.	NE	NE
	Female	236	37,3	2	0,8	262	41,9	0	0		*	Quasi-complete separation of data points detected.				*	WARNING: Negative of Hessian not positive definite.			NE		Algorithm converged.	NE	NE	0,1358		NE		Algorithm converged.	NE	NE
Age	< 65 years	352	55,7	2	0,6	362	57,9	0	0		*	Quasi-complete separation of data points detected.				*	WARNING: Negative of Hessian not positive definite.			NE		Algorithm converged.	NE	NE	0,1512	1,0000	NE		Algorithm converged.	NE	NE
	>= 65 years	280	44,3	1	0,4	263	42,1	0	0		*	Quasi-complete separation of data points detected.				*	WARNING: Negative of Hessian not positive definite.			NE		Algorithm converged.	NE	NE	0,3325		NE		Algorithm converged.	NE	NE
Baseline BCVA ETDRS letter score	< 64 letters	281	44,5	2	0,7	284	45,4	0	0		*	Quasi-complete separation of data points detected.				*	WARNING: Negative of Hessian not positive definite.			NE		Algorithm converged.	NE	NE	0,1547	1,0000	NE		Algorithm converged.	NE	NE
	>= 64 letters	349	55,2	1	0,3	341	54,6	0	0		*	Quasi-complete separation of data points detected.				*	WARNING: The relative Hessian convergence criterion of 49.754598305 is greater than the limit of 0.0001. The convergence is questionable.			NE		Algorithm converged.	NE	NE	0,3229		NE		Algorithm converged.	NE	NE
	Missing	2	0,3	0	0,0	0	0,0	0	0	NE			NE	NE	NE		NE	NE	NE	NE		NE	NE	NE	NE		NE		NE	NE	NE
Geographic region	Europe	219	34,7	0	0,0	218	34,9	0	0	NE			NE	NE	NE		NE	NE	NE	NE		NE	NE	NE	NE	NE	NE		NE	NE	NE
	America	344	54,4	2	0,6	339	54,2	0	0		*	Quasi-complete separation of data points detected.				*	WARNING: Negative of Hessian not positive definite.			NE		Algorithm converged.	NE	NE	0,1600		NE		Algorithm converged.	NE	NE
	Asia Pacific (inc. Australia)	69	10,9	1	1,4	68	10,9	0	0		*	Quasi-complete separation of data points detected.				*	WARNING: The relative Hessian convergence criterion of 11.992173254 is greater than the limit of 0.0001. The convergence is questionable.			NE		Algorithm converged.	NE	NE	0,3208		NE		Algorithm converged.	NE	NE

Test for interaction based on RR (Log-binomial regression)
* indicates convergence problem. Result is uninterpretable.
Intraocular Inflammation events include Anterior chamber flare, Anterior Chamber inflammation, Chorioretinitis, Choroiditis, Cyclitis, Eye inflammation, Iridocyclitis, Iritis, Keratic precipitates, Keratouveitis, Noninfective chorioretinitis, Non-infectious endophthalmitis, Ocular vasculitis, Post procedural inflammation, Retinal vasculitis, Uveitis, and Vitritis.
Clinical cut-off: YOSEMITE 01NOV2021 and RHINE 28OCT2021

Program: root/clinical_studies/RO6867461/CDT70122/share/ACE_pool_DME_CSR_Final/prod/program/t_ae_raw.sas
Output: root/clinical_studies/RO6867461/CDT70122/share/ACE_pool_DME_CSR_Final/prod/output_saf_bc/t_ae_raw_sg_AESI7aSEV_SEBC_OCTNOV2021_DME.xls
15JUL2022 9:34

POPULATION: Safety-Evaluable Population B vs. C
ENDPOINT: Retinal Vascular Occlusive Disease (Study Eye, Severe) through Week 56
MODEL: Unstratified analysis
STUDY: GM40349 & GM40398
Dichotomous Analysis by Subgroups (Safety)

		Faricimab (PTI) (N=632)				Aflibercept (N=625)				Faricimab (PTI) vs. Aflibercept																Aflibercept vs. Faricimab (PTI)				
		Patients		Patients with Event		Patients		Patients with Event		Odds Ratio					Absolute Risk Difference					Relative Risk							Relative Risk				
Name	Level	n	%	n	%	n	%	n	%	Odds Ratio		Convergence Reason	95% Lower CL	95% Upper CL	Absolute Risk		Convergence Reason	95% Lower CL	95% Upper CL	Relative Risk		Convergence Reason	95% Lower CL	95% Upper CL	p-value (Cochran-Mantel-Haenszel)	Interaction Test p-value (likelihood ratio)	Relative Risk		Convergence Reason	95% Lower CL	95% Upper CL
All	n/a	632	100,0	1	0,2	625	100,0	2	0,3	0,49		Convergence criterion (GCONV=1E-8) satisfied.	0,04	5,46	-0,002		Algorithm converged.	-0,007	0,004	0,49		Algorithm converged.	0,04	5,44	0,5569		2,02		Algorithm converged.	0,18	22,25
Study	Rhine	319	50,5	1	0,3	314	50,2	1	0,3	0,98		Convergence criterion (GCONV=1E-8) satisfied.	0,06	15,80	0,000		Algorithm converged.	-0,009	0,009	0,98		Algorithm converged.	0,06	15,67	0,9911	0,3074	1,02		Algorithm converged.	0,06	16,17
	Yosemite	313	49,5	0	0,0	311	49,8	1	0,3		*	Quasi-complete separation of data points detected.				*	ERROR: The mean parameter is either invalid or at a limit of its range for some observations.			0,00		Algorithm converged.	0,00	NE	0,3158		>999.99		Algorithm converged.	0,00	NE

Includes AEs with onset up to Day 405 (last day of Week 56 analysis visit window).
Test for interaction based on RR (Log-binomial regression)
* indicates convergence problem. Result is uninterpretable.
Retinal Vascular Occlusive events include Arterial occlusive disease, Retinal artery embolism, Retinal artery occlusion, Retinal vein occlusion, and Venous occlusion.
Clinical cut-off: YOSEMITE 01NOV2021 and RHINE 28OCT2021

Program: root/clinical_studies/RO6867461/CDT70122/share/ACE_pool_DME_CSR_Final/prod/program/t_ae_raw.sas
Output: root/clinical_studies/RO6867461/CDT70122/share/ACE_pool_DME_CSR_Final/prod/output_saf_bc/t_ae_raw_sg_AESI8aSEV_AEW56_SEBC_OCTNOV2021_DME.xls
11AUG2022 18:53

POPULATION: Safety-Evaluable Population B vs. C
ENDPOINT: Retinal Vascular Occlusive Disease (Study Eye, Severe) through Week 56
MODEL: Unadjusted Analysis
STUDY: GR40349 & GR40398
Forest Plot of Relative Risk

Study	Total n	Aflibercept (N=625) n	Aflibercept (N=625) n Responder	Faricimab (PTI) (N=632) n	Faricimab (PTI) (N=632) n Responder	Relative Risk	95% CI
All Patients	1257	625	2	632	1	0.49	(0.04, 5.44)
Study							
Rhine	633	314	1	319	1	0.98	(0.06, 15.67)
Yosemite	624	311	1	313	0	0.00	(0.00, NE)

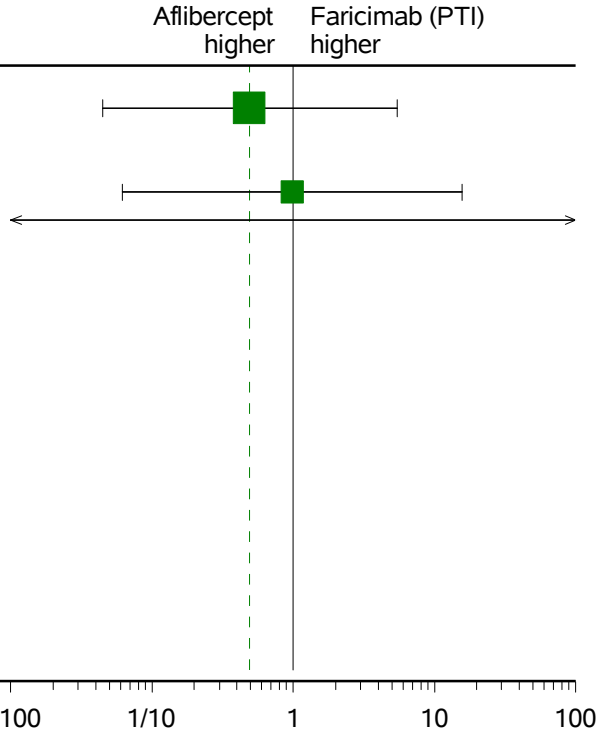

Retinal Vascular Occlusive events include Arterial occlusive disease, Retinal artery embolism, Retinal artery occlusion, Retinal vein occlusion, and Venous occlusion.
Clinical cut-off: YOSEMITE 01NOV2021 and RHINE 28OCT2021
Program: root/clinical_studies/RO6867461/CDT70122/share/ACE_pool_DME_Base/prod/program/g_forest_rr.sas
Output: root/clinical_studies/RO6867461/CDT70122/share/ACE_pool_DME_CSR_Final/prod/output_saf_bc/g_forest_rr_AESI8aSEV_AEW56_SEBC_OCTNOV2021_DME.pdf 06OCT2022 19:38

POPULATION: Safety-Evaluable Population B vs. C
ENDPOINT: Retinal Vascular Occlusive Disease (Study Eye, Severe) through Week 56
MODEL: Unstratified Analysis
STUDY: GR40349 & GR40398
Forest Plot of Odds Ratio

Study	Total n	Aflibercept (N=625) n	Aflibercept (N=625) n Responder	Faricimab (PTI) (N=632) n	Faricimab (PTI) (N=632) n Responder	Odds Ratio	95% CI
All Patients	1257	625	2	632	1	0.49	(0.04, 5.46)
Study							
Rhine	633	314	1	319	1	0.98	(0.06, 15.80)
Yosemite	624	311	1	313	0	0.00	(0.00, NE)

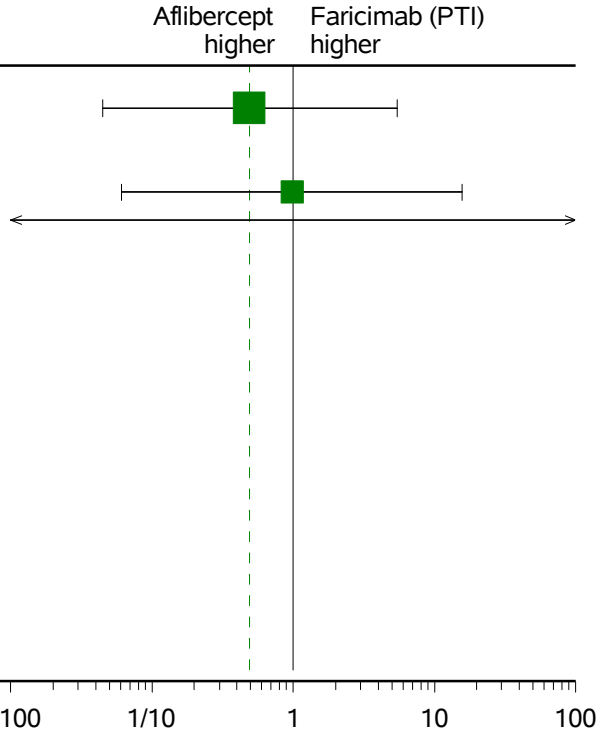

Retinal Vascular Occlusive events include Arterial occlusive disease, Retinal artery embolism, Retinal artery occlusion, Retinal vein occlusion, and Venous occlusion.

Clinical cut-off: YOSEMITE 01NOV2021 and RHINE 28OCT2021

Program: root/clinical_studies/RO6867461/CDT70122/share/ACE_pool_DME_Base/prod/program/g_forest_or.sas

Output: root/clinical_studies/RO6867461/CDT70122/share/ACE_pool_DME_CSR_Final/prod/output_saf_bc/g_forest_or_AESI8aSEV_AEW56_SEBC_OCTNOV2021_DME.pdf 04OCT2022 17:24

POPULATION: Safety-Evaluable Population B vs. C
ENDPOINT: Retinal Vascular Occlusive Disease (Study Eye, Severe) through Week 56
MODEL: Unstratified analysis
STUDY: GM40349 & GM40398
Dichotomous Analysis by Subgroups (Safety)

		Faricimab (PTI) (N=632)				Aflibercept (N=625)				Faricimab (PTI) vs. Aflibercept																Aflibercept vs. Faricimab (PTI)			
		Patients		Patients with Event		Patients		Patients with Event		Odds Ratio				Absolute Risk Difference				Relative Risk								Relative Risk			
Name	Level	n	%	n	%	n	%	n	%	Odds Ratio		Convergence Reason	95% Lower CL	95% Upper CL	Absolute Risk		Convergence Reason	95% Lower CL	95% Upper CL	Relative Risk		Convergence Reason	95% Lower CL	95% Upper CL	p-value (Cochran-Mantel-Haenszel)	Interaction Test p-value (likelihood ratio)	Relative Risk		Convergence Reason	95% Lower CL	95% Upper CL
All	n/a	632	100,0	1	0,2	625	100,0	2	0,3	0,49		Convergence criterion (GCONV=1E-8) satisfied.	0,04	5,46	-0,002		Algorithm converged.	-0,007	0,004	0,49		Algorithm converged.	0,04	5,44	0,5569		2,02		Algorithm converged.	0,18	22,25
Sex	Male	396	62,7	0	0,0	363	58,1	2	0,6		*	Quasi-complete separation of data points detected.				*	WARNING: Negative of Hessian not positive definite.			0,00		Algorithm converged.	0,00	NE	0,1394	0,0432	>999.99		Algorithm converged.	0,00	NE
	Female	236	37,3	1	0,4	262	41,9	0	0,0		*	Quasi-complete separation of data points detected.				*	WARNING: Negative of Hessian not positive definite.			NE		Algorithm converged.	NE	NE	0,2920		NE		Algorithm converged.	NE	NE
Age	< 65 years	352	55,7	1	0,3	362	57,9	1	0,3	1,03		Convergence criterion (GCONV=1E-8) satisfied.	0,06	16,50	0,000		Algorithm converged.	-0,008	0,008	1,03		Algorithm converged.	0,06	16,38	0,9842	0,2921	0,97		Algorithm converged.	0,06	15,49
	>= 65 years	280	44,3	0	0,0	263	42,1	1	0,4		*	Quasi-complete separation of data points detected.				*	ERROR: The mean parameter is either invalid or at a limit of its range for some observations.			0,00		Algorithm converged.	0,00	NE	0,3022		>999.99		Algorithm converged.	0,00	NE
Baseline BCVA ETDRS letter score	< 64 letters	281	44,5	1	0,4	284	45,4	1	0,4	1,01		Convergence criterion (GCONV=1E-8) satisfied.	0,06	16,24	0,000		Algorithm converged.	-0,010	0,010	1,01		Algorithm converged.	0,06	16,08	0,9940	0,3008	0,99		Algorithm converged.	0,06	15,74
	>= 64 letters	349	55,2	0	0,0	341	54,6	1	0,3		*	Quasi-complete separation of data points detected.				*	ERROR: The mean parameter is either invalid or at a limit of its range for some observations.			0,00		Algorithm converged.	0,00	NE	0,3117		>999.99		Algorithm converged.	0,00	NE
	Missing	2	0,3	0	0,0	0	0,0	0	0,0	NE			NE	NE	NE		NE	NE	NE	NE		NE	NE	NE	NE		NE		NE	NE	NE
Geographic region	Europe	219	34,7	0	0,0	218	34,9	1	0,5		*	Quasi-complete separation of data points detected.				*	ERROR: Error in computing the link function, its derivatives, or the variance function.			0,00		Algorithm converged.	0,00	NE	0,3162	NE	>999.99		Algorithm converged.	0,00	NE
	America	344	54,4	1	0,3	339	54,2	1	0,3	0,99		Convergence criterion (GCONV=1E-8) satisfied.	0,06	15,82	0,000		Algorithm converged.	-0,008	0,008	0,99		Algorithm converged.	0,06	15,69	0,9917		1,01		Algorithm converged.	0,06	16,16
	Asia Pacific (inc. Australia)	69	10,9	0	0,0	68	10,9	0	0,0	NE			NE	NE	NE		NE	NE	NE	NE		NE	NE	NE	NE		NE		NE	NE	NE

Includes AEs with onset up to Day 405 (last day of Week 56 analysis visit window).
Test for interaction based on RR (log-binomial regression)
* indicates convergence problem. Result is uninterpretable.
Retinal Vascular Occlusive events include Arterial occlusive disease, Retinal artery embolism, Retinal artery occlusion, Retinal vein occlusion, and Venous occlusion.
Clinical cut-off: YOSEMITE 01NOV2021 and RHINE 28OCT2021

Program: root/clinical_studies/RO6867461/CDT70122/share/ACE_pool_DME_CSR_Final/prod/program/t_ae_raw.sas
Output: root/clinical_studies/RO6867461/CDT70122/share/ACE_pool_DME_CSR_Final/prod/output_saf_bc/t_ae_raw_sg_AESI8aSEV_AEW56_SEBC_OCTNOV2021_DME.xls
11AUG2022 18:53

POPULATION: Safety-Evaluable Population B vs. C
ENDPOINT: Retinal Vascular Occlusive Disease (Study Eye, Severe) throughout the Entire Study
MODEL: Unstratified analysis
STUDY: GM40349 & GM40398
Dichotomous Analysis by Subgroups (Safety)

		Faricimab (PTI) (N=632)				Aflibercept (N=625)				Faricimab (PTI) vs. Aflibercept																Aflibercept vs. Faricimab (PTI)			
		Patients		Patients with Event		Patients		Patients with Event		Odds Ratio					Absolute Risk Difference					Relative Risk							Relative Risk			
Name	Level	n	%	n	%	n	%	n	%	Odds Ratio		Convergence Reason	95% Lower CL	95% Upper CL	Absolute Risk		Convergence Reason	95% Lower CL	95% Upper CL	Relative Risk		Convergence Reason	95% Lower CL	95% Upper CL	p-value (Cochran-Mantel-Haenszel)	Interaction Test p-value (likelihood ratio)	Relative Risk		Convergence Reason	95% Lower CL	95% Upper CL
All	n/a	632	100,0	2	0,3	625	100,0	2	0,3	0,99		Convergence criterion (GCONV=1E-8) satisfied.	0,14	7,04	0,000		Algorithm converged.	-0,006	0,006	0,99		Algorithm converged.	0,14	7,00	0,9911		1,01		Algorithm converged.	0,14	7,16
Study	Rhine	319	50,5	2	0,6	314	50,2	1	0,3	1,97		Convergence criterion (GCONV=1E-8) satisfied.	0,18	21,89	0,003		Algorithm converged.	-0,008	0,014	1,97		Algorithm converged.	0,18	21,60	0,5724	0,1897	0,51		Algorithm converged.	0,05	5,57
	Yosemite	313	49,5	0	0,0	311	49,8	1	0,3		*	Quasi-complete separation of data points detected.				*	ERROR: The mean parameter is either invalid or at a limit of its range for some observations.			0,00		Algorithm converged.	0,00	NE	0,3158		>999.99		Algorithm converged.	0,00	NE

Test for interaction based on RR (Log-binomial regression)
* indicates convergence problem. Result is uninterpretable.
Retinal Vascular Occlusive events include Arterial occlusive disease, Retinal artery embolism, Retinal artery occlusion, Retinal vein occlusion, and Venous occlusion.
Clinical cut-off: YOSEMITE 01NOV2021 and RHINE 28OCT2021

Program: root/clinical_studies/RO6867461/CDT70122/share/ACE_pool_DME_CSR_Final/prod/program/t_ae_raw.sas
Output: root/clinical_studies/RO6867461/CDT70122/share/ACE_pool_DME_CSR_Final/prod/output_saf_bc/t_ae_raw_sg2_AESIBaSEV_SEBC_OCTNOV2021_DME.xls
15JUL2022 9:43

POPULATION: Safety-Evaluable Population B vs. C
ENDPOINT: Retinal Vascular Occlusive Disease (Study Eye, Severe) throughout the Entire Study
MODEL: Unadjusted Analysis
STUDY: GR40349 & GR40398
Forest Plot of Relative Risk

Study	Total n	Aflibercept (N=625) n	Aflibercept (N=625) n Responder	Faricimab (PTI) (N=632) n	Faricimab (PTI) (N=632) n Responder	Relative Risk	95% CI
All Patients	1257	625	2	632	2	0.99	(0.14, 7.00)
Study							
Rhine	633	314	1	319	2	1.97	(0.18, 21.60)
Yosemite	624	311	1	313	0	0.00	(0.00, NE)

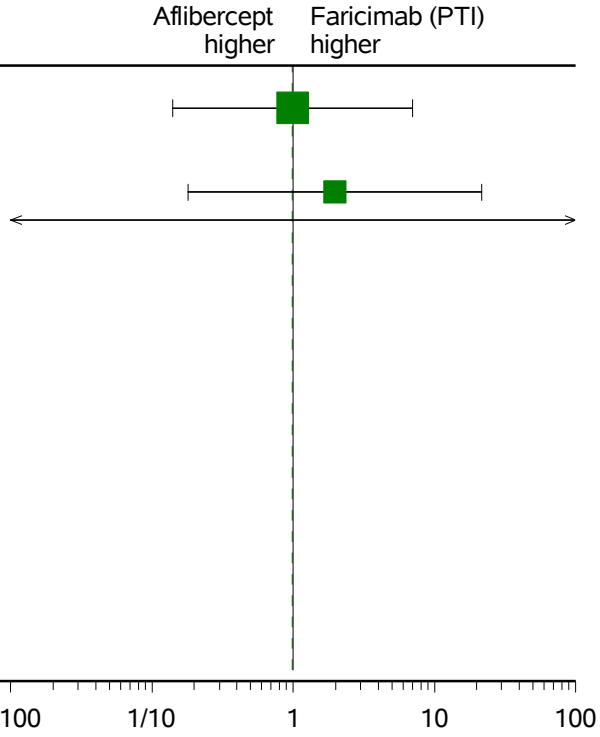

Retinal Vascular Occlusive events include Arterial occlusive disease, Retinal artery embolism, Retinal artery occlusion, Retinal vein occlusion, and Venous occlusion.
Clinical cut-off: YOSEMITE 01NOV2021 and RHINE 28OCT2021
Program: root/clinical_studies/RO6867461/CDT70122/share/ACE_pool_DME_Base/prod/program/g_forest_rr.sas
Output: root/clinical_studies/RO6867461/CDT70122/share/ACE_pool_DME_CSR_Final/prod/output_saf_bc/g_forest_rr_AESI8aSEV_SEBC_OCTNOV2021_DME.pdf 06OCT2022 19:39

POPULATION: Safety-Evaluable Population B vs. C
ENDPOINT: Retinal Vascular Occlusive Disease (Study Eye, Severe) throughout the Entire Study
MODEL: Unstratified Analysis
STUDY: GR40349 & GR40398
Forest Plot of Odds Ratio

Study	Total n	Aflibercept (N=625) n	Aflibercept (N=625) n Responder	Faricimab (PTI) (N=632) n	Faricimab (PTI) (N=632) n Responder	Odds Ratio	95% CI
All Patients	1257	625	2	632	2	0.99	(0.14, 7.04)
Study							
Rhine	633	314	1	319	2	1.97	(0.18, 21.89)
Yosemite	624	311	1	313	0	0.00	(0.00, NE)

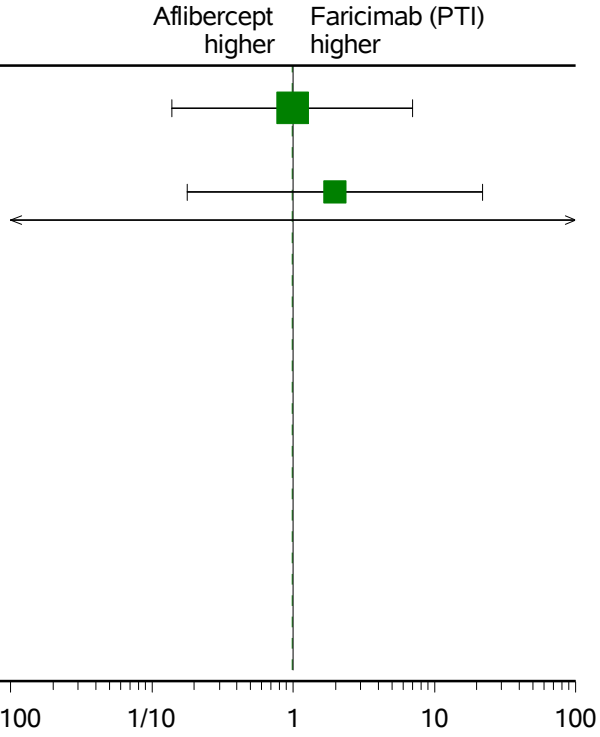

Retinal Vascular Occlusive events include Arterial occlusive disease, Retinal artery embolism, Retinal artery occlusion, Retinal vein occlusion, and Venous occlusion.

Clinical cut-off: YOSEMITE 01NOV2021 and RHINE 28OCT2021

Program: root/clinical_studies/RO6867461/CDT70122/share/ACE_pool_DME_Base/prod/program/g_forest_or.sas
Output: root/clinical_studies/RO6867461/CDT70122/share/ACE_pool_DME_CSR_Final/prod/output_saf_bc/g_forest_or_AESI8aSEV_SEBC_OCTNOV2021_DME.pdf 04OCT2022 17:25

POPULATION: Safety-Evaluable Population B vs. C
ENDPOINT: Retinal Vascular Occlusive Disease (Study Eye, Severe) throughout the Entire Study
MODEL: Unstratified analysis
STUDY: GR40349 & GR40398
Dichotomous Analysis by Subgroups (Safety)

		Faricimab (PTI) (N=632)				Aflibercept (N=625)				Faricimab (PTI) vs. Aflibercept																Aflibercept vs. Faricimab (PTI)			
		Patients		Patients with Event		Patients		Patients with Event		Odds Ratio					Absolute Risk Difference				Relative Risk							Relative Risk			
Name	Level	n	%	n	%	n	%	n	%	Odds Ratio	Convergence Reason	95% Lower CL	95% Upper CL	Absolute Risk	Convergence Reason	95% Lower CL	95% Upper CL	Relative Risk	Convergence Reason	95% Lower CL	95% Upper CL	p-value (Cochran-Mantel-Haenszel)	Interaction Test p-value (likelihood ratio)	Relative Risk	Convergence Reason	95% Lower CL	95% Upper CL
All	n/a	632	100,0	2	0,3	625	100,0	2	0,3	0,99	Convergence criterion (GCONV=1E-8) satisfied.	0,14	7,04	0,000	Algorithm converged.	-0,006	0,006	0,99	Algorithm converged.	0,14	7,00	0,9911		1,01	Algorithm converged.	0,14	7,16
Sex	Male	396	62,7	1	0,3	363	58,1	2	0,6	0,46	Convergence criterion (GCONV=1E-8) satisfied.	0,04	5,06	-0,003	Algorithm converged.	-0,012	0,006	0,46	Algorithm converged.	0,04	5,03	0,5130	0,1649	2,18	Algorithm converged.	0,20	23,96
	Female	236	37,3	1	0,4	262	41,9	0	0,0	*	Quasi-complete separation of data points detected.				* WARNING: Negative of Hessian not positive definite.			NE	Algorithm converged.	NE	NE	0,2920		NE	Algorithm converged.	NE	NE
Age	< 65 years	352	55,7	1	0,3	362	57,9	1	0,3	1,03	Convergence criterion (GCONV=1E-8) satisfied.	0,06	16,50	0,000	Algorithm converged.	-0,008	0,008	1,03	Algorithm converged.	0,06	16,38	0,9842	0,9638	0,97	Algorithm converged.	0,06	15,49
	>= 65 years	280	44,3	1	0,4	263	42,1	1	0,4	0,94	Convergence criterion (GCONV=1E-8) satisfied.	0,06	15,09	0,000	Algorithm converged.	-0,010	0,010	0,94	Algorithm converged.	0,06	14,94	0,9646		1,06	Algorithm converged.	0,07	16,93
Baseline BCVA ETDRS letter score	< 64 letters	281	44,5	2	0,7	284	45,4	1	0,4	2,03	Convergence criterion (GCONV=1E-8) satisfied.	0,18	22,50	0,004	Algorithm converged.	-0,008	0,016	2,02	Algorithm converged.	0,18	22,17	0,5568	0,1842	0,49	Algorithm converged.	0,05	5,43
	>= 64 letters	349	55,2	0	0,0	341	54,6	1	0,3	*	Quasi-complete separation of data points detected.				* ERROR: The mean parameter is either invalid or at a limit of its range for some observations.			0,00	Algorithm converged.	0,00	NE	0,3117		>999,99	Algorithm converged.	0,00	NE
	Missing	2	0,3	0	0,0	0	0,0	0	0,0	NE		NE	NE	NE	NE	NE	NE	NE	NE	NE	NE	NE		NE	NE	NE	NE
Geographic region	Europe	219	34,7	0	0,0	218	34,9	1	0,5	*	Quasi-complete separation of data points detected.				* ERROR: Error in computing the link function, its derivatives, or the variance function.			0,00	Algorithm converged.	0,00	NE	0,3162	NE	>999,99	Algorithm converged.	0,00	NE
	America	344	54,4	2	0,6	339	54,2	1	0,3	1,98	Convergence criterion (GCONV=1E-8) satisfied.	0,18	21,90	0,003	Algorithm converged.	-0,007	0,013	1,97	Algorithm converged.	0,18	21,63	0,5717		0,51	Algorithm converged.	0,05	5,57
	Asia Pacific (inc. Australia)	69	10,9	0	0,0	68	10,9	0	0,0	NE		NE	NE	NE	NE	NE	NE	NE	NE	NE	NE	NE		NE	NE	NE	NE

Test for interaction based on RR (Log-binomial regression)
* indicates convergence problem. Result is uninterpretable.
Retinal Vascular Occlusive events include Arterial occlusive disease, Retinal artery embolism, Retinal artery occlusion, Retinal vein occlusion, and Venous occlusion.
Clinical cut-off: YOSEMITE 01NOV2021 and RHINE 28OCT2021

Program: root/clinical_studies/RO6867461/CDT70122/share/ACE_pool_DME_CSR_Final/prod/program/t_ae_raw.sas
Output: root/clinical_studies/RO6867461/CDT70122/share/ACE_pool_DME_CSR_Final/prod/output_saf_bc/t_ae_raw_sg_AESIaSEV_SEBC_OCTNOV2021_DME.xls
15JUL2022 9:31

POPULATION: Safety-Evaluable Population B vs. C
ENDPOINT: Intraocular Inflammation Events (Fellow Eye, Severe) through Week 56
MODEL: Unstratified analysis
STUDY: GM40349 & GM40398
Dichotomous Analysis by Subgroups (Safety)

		Faricimab (PTI) (N=632)				Aflibercept (N=625)				Faricimab (PTI) vs. Aflibercept																	Aflibercept vs. Faricimab (PTI)				
		Patients		Patients with Event		Patients		Patients with Event		Odds Ratio					Absolute Risk Difference						Relative Risk						Relative Risk				
Name	Level	n	%	n	%	n	%	n	%	Odds Ratio		Convergence Reason	95% Lower CL	95% Upper CL	Absolute Risk		Convergence Reason	95% Lower CL	95% Upper CL	Relative Risk		Convergence Reason	95% Lower CL	95% Upper CL	p-value (Cochran-Mantel-Haenszel)	Interaction Test p-value (likelihood ratio)	Relative Risk		Convergence Reason	95% Lower CL	95% Upper CL
All	n/a	632	100,0	1	0,2	625	100,0	0	0		*	Quasi-complete separation of data points detected.				*	WARNING: The relative Hessian convergence criterion of 83.9140427O6 is greater than the limit of 0.0001. The convergence is questionable.			NE		Algorithm converged.	NE	NE	0,3290		NE		Algorithm converged.	NE	NE
Study	Rhine	319	50,5	0	0,0	314	50,2	0	0	NE			NE	NE	NE		NE	NE	NE	NE		NE	NE	NE	NE	NE	NE		NE	NE	NE
	Yosemite	313	49,5	1	0,3	311	49,8	0	0		*	Quasi-complete separation of data points detected.				*	WARNING: Negative of Hessian not positive definite.			NE		Algorithm converged.	NE	NE	0,3189		NE		Algorithm converged.	NE	NE

Includes AEs with onset up to Day 405 (last day of Week 56 analysis visit window).
Test for interaction based on RR (log-binomial regression)
* indicates convergence problem. Result is uninterpretable.
Intraocular Inflammation events include Anterior chamber flare, Anterior Chamber inflammation, Chorioretinitis, Choroiditis, Cyclitis, Eye inflammation, Iridocyclitis, Iritis, Keratic precipitates, Keratouveitis, Noninfective chorioretinitis, Non-infectious endophthalmitis, Ocular vasculitis, Post procedural inflammation, Retinal vasculitis, Uveitis, and Vitritis.
Clinical cut-off: YOSEMITE 01NOV2021 and RHINE 28OCT2021

Program: root/clinical studies/RO6867461/CDT70122/share/ACE pool DME CSR Final/prod/program/t ae raw.sas
Output: root/clinical_studies/RO6867461/CDT70122/share/ACE_pool_DME_CSR_Final/prod/output_saf_bc/t_ae_raw_sg_AES17bSEV_AEW56_SEBC_OCTNOV2021_DME.xls
11AUG2022 18:56

POPULATION: Safety-Evaluable Population B vs. C
ENDPOINT: Intraocular Inflammation Events (Fellow Eye, Severe) through Week 56
MODEL: Unstratified Analysis
STUDY: GR40349 & GR40398
Forest Plot of Odds Ratio

Study	Total n	Aflibercept (N=625) n	Aflibercept (N=625) n Responder	Faricimab (PTI) (N=632) n	Faricimab (PTI) (N=632) n Responder	Odds Ratio	95% CI
All Patients	1257	625	0	632	1	>999.99	(0.00, NE)
Study							
Rhine	633	314	0	319	0	NE	NE
Yosemite	624	311	0	313	1	>999.99	(0.00, NE)

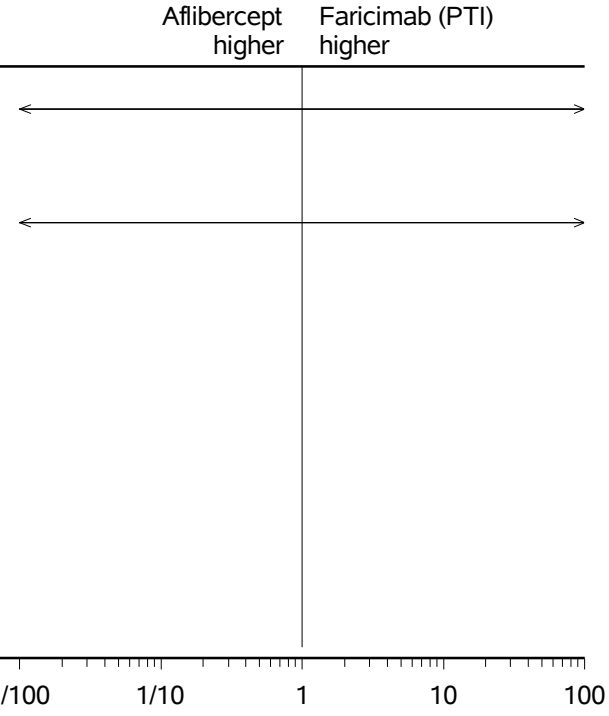

Intraocular Inflammation events include Anterior chamber flare, Anterior Chamber inflammation, Chorioretinitis, Choroiditis, Cyclitis, Eye inflammation, Iridocyclitis, Iritis, Keratic precipitates, Keratouveitis, Noninfective chorioretinitis, Non-infectious endophthalmitis, Ocular vasculitis, Post procedural inflammation, Retinal vasculitis, Uveitis, and Vitritis.

Clinical cut-off: YOSEMITE 01NOV2021 and RHINE 28OCT2021

Program: root/clinical_studies/RO6867461/CDT70122/share/ACE_pool_DME_Base/prod/program/g_forest_or.sas
Output: root/clinical_studies/RO6867461/CDT70122/share/ACE_pool_DME_CSR_Final/prod/output_saf_bc/g_forest_or_AESI7bSEV_AEW56_SEBC_OCTNOV2021_DME.pdf 04OCT2022 17:26

POPULATION: Safety-Evaluable Population B vs. C
ENDPOINT: Intraocular Inflammation Events (Fellow Eye, Severe) through Week 56
MODEL: Unstratified analysis
STUDY: GM40349 & GM40398
Dichotomous Analysis by Subgroups (Safety)

		Faricimab (PTI) (N=632)				Aflibercept (N=625)				Faricimab (PTI) vs. Aflibercept																		Aflibercept vs. Faricimab (PTI)				
		Patients		Patients with Event		Patients		Patients with Event		Odds Ratio					Absolute Risk Difference					Relative Risk								Relative Risk				
Name	Level	n	%	n	%	n	%	n	%	Odds Ratio		Convergence Reason	95% Lower CL	95% Upper CL	Absolute Risk		Convergence Reason	95% Lower CL	95% Upper CL	Relative Risk		Convergence Reason	95% Lower CL	95% Upper CL	p-value (Cochran Mantel-Haenszel)	Interaction Test p-value (likelihood ratio)	Relative Risk		Convergence Reason	95% Lower CL	95% Upper CL
All	n/a	632	100,0	1	0,2	625	100,0	0	0		*	Quasi-complete separation of data points detected.				*	WARNING: The relative Hessian convergence criterion of 83.9140427O6 is greater than the limit of 0.0001. The convergence is questionable.			NE		Algorithm converged.	NE	NE	0,3200		NE		Algorithm converged.	NE	NE
Sex	Male	398	62,7	1	0,3	363	58,1	0	0		*	Quasi-complete separation of data points detected.				*	WARNING: The relative Hessian convergence criterion of 50.428711952 is greater than the limit of 0.0001. The convergence is questionable.			NE		Algorithm converged.	NE	NE	0,3384	NE	NE		Algorithm converged.	NE	NE
	Female	236	37,3	0	0,0	262	41,9	0	0	NE			NE	NE	NE		NE	NE	NE	NE		NE	NE	NE	NE		NE		NE	NE	NE
Age	< 65 years	352	55,7	1	0,3	362	57,9	0	0		*	Quasi-complete separation of data points detected.				*	WARNING: The relative Hessian convergence criterion of 52.7526B9443 is greater than the limit of 0.0001. The convergence is questionable.			NE		Algorithm converged.	NE	NE	0,3105	NE	NE		Algorithm converged.	NE	NE
	>= 65 years	280	44,3	0	0,0	263	42,1	0	0	NE			NE	NE	NE		NE	NE	NE	NE		NE	NE	NE	NE		NE		NE	NE	NE
Baseline BCVA ETDRS letter score	< 64 letters	281	44,5	1	0,4	284	45,4	0	0		*	Quasi-complete separation of data points detected.				*	WARNING: Negative of Hessian not positive definite.			NE		Algorithm converged.	NE	NE	0,3147	NE	NE		Algorithm converged.	NE	NE
	>= 64 letters	349	55,2	0	0,0	341	54,6	0	0	NE			NE	NE	NE		NE	NE	NE	NE		NE	NE	NE	NE		NE		NE	NE	NE
	Missing	2	0,3	0	0,0	0	0,0	0	0	NE			NE	NE	NE		NE	NE	NE	NE		NE	NE	NE	NE		NE		NE	NE	NE
Geographic region	Europe	219	34,7	1	0,5	218	34,9	0	0		*	Quasi-complete separation of data points detected.				*	WARNING: Negative of Hessian not positive definite.			NE		Algorithm converged.	NE	NE	0,3184	NE	NE		Algorithm converged.	NE	NE
	America	344	54,4	0	0,0	339	54,2	0	0	NE			NE	NE	NE		NE	NE	NE	NE		NE	NE	NE	NE		NE		NE	NE	NE
	Asia Pacific (inc. Australia)	69	10,9	0	0,0	68	10,9	0	0	NE			NE	NE	NE		NE	NE	NE	NE		NE	NE	NE	NE		NE		NE	NE	NE

Includes AEs with onset up to Day 405 (last day of Week 56 analysis visit window).
Test for interaction based on RR (Log-binomial regression)
* indicates convergence problem. Result is uninterpretable.
Intraocular Inflammation events include Anterior chamber flare, Anterior Chamber inflammation, Chorioretinitis, Choroiditis, Cyclitis, Eye inflammation, Iridocyclitis, Iritis, Keratic precipitates, Keratouveitis, Noninfective chorioretinitis, Non-infectious endophthalmitis, Ocular vasculitis, Post procedural inflammation, Retinal vasculitis, Uveitis, and Vitritis.
Clinical cut-off: YOSEMITE 01NOV2021 and RHINE 28OCT2021

Program: root/clinical_studies/RO6867461/CDT70122/share/ACE_pool_DME_CSR_Final/prod/program/t_ae_raw.sas
Output: root/clinical_studies/RO6867461/CDT70122/share/ACE_pool_DME_CSR_Final/prod/output_saf_bc/t_ae_raw_sg_AESI7bSEV_AEW56_SEBC_OCTNOV2021_DME.xls
11AUG2022 18:56

POPULATION: Safety-Evaluable Population B vs. C
ENDPOINT: Intraocular Inflammation Events (Fellow Eye, Severe) throughout the Entire Study
MODEL: Unstratified analysis
STUDY: GM40349 & GM40398
Dichotomous Analysis by Subgroups (Safety)

		Faricimab (PTI) (N=632)				Aflibercept (N=625)				Faricimab (PTI) vs. Aflibercept																		Aflibercept vs. Faricimab (PTI)				
		Patients		Patients with Event		Patients		Patients with Event		Odds Ratio					Absolute Risk Difference					Relative Risk								Relative Risk				
Name	Level	n	%	n	%	n	%	n	%	Odds Ratio		Convergence Reason	95% Lower CL	95% Upper CL	Absolute Risk		Convergence Reason	95% Lower CL	95% Upper CL	Relative Risk		Convergence Reason	95% Lower CL	95% Upper CL	p-value (Cochran-Mantel-Haenszel)	Interaction Test p-value (likelihood ratio)	Relative Risk		Convergence Reason	95% Lower CL	95% Upper CL
All	n/a	632	100,0	1	0,2	625	100,0	0	0		*	Quasi-complete separation of data points detected.				*	WARNING: The relative Hessian convergence criterion of 83.914042706 is greater than the limit of 0.0001. The convergence is questionable.			NE		Algorithm converged.	NE	NE	0,3200		NE		Algorithm converged.	NE	NE
Study	Rhine	319	50,5	0	0,0	314	50,2	0	0	NE			NE	NE	NE		NE	NE	NE	NE		NE	NE	NE	NE	NE	NE		NE	NE	NE
	Yosemite	313	49,5	1	0,3	311	49,8	0	0		*	Quasi-complete separation of data points detected.				*	WARNING: Negative of Hessian not positive definite.			NE		Algorithm converged.	NE	NE	0,3189		NE		Algorithm converged.	NE	NE

Test for interaction based on RR (Log-binomial regression)
* indicates convergence problem. Result is uninterpretable.
Intraocular Inflammation events include Anterior chamber flare, Anterior Chamber inflammation, Chorioretinitis, Choroiditis, Cyclitis, Eye inflammation, Iridocyclitis, Iritis, Keratic precipitates, Keratouveitis, Noninfective chorioretinitis, Non-infectious endophthalmitis, Ocular vasculitis, Post procedural inflammation, Retinal vasculitis, Uveitis, and Vitritis.
Clinical cut-off: YOSEMITE 01NOV2021 and RHINE 28OCT2021

Program: root/clinical_studies/RO6867461/CDT70122/share/ACE_pool_DME_CSR_Final/prod/program/t_ae_raw.sas
Output: root/clinical_studies/RO6867461/CDT70122/share/ACE_pool_DME_CSR_Final/prod/output_saf_bc/t_ae_raw_sg2_AESI7bSEV_SEBC_OCTNOV2021_DME.xls
15JUL2022 9:34

POPULATION: Safety-Evaluable Population B vs. C
ENDPOINT: Intraocular Inflammation Events (Fellow Eye, Severe) throughout the Entire Study
MODEL: Unstratified Analysis
STUDY: GR40349 & GR40398
Forest Plot of Odds Ratio

Study	Total n	Aflibercept (N=625) n	Aflibercept (N=625) n Responder	Faricimab (PTI) (N=632) n	Faricimab (PTI) (N=632) n Responder	Odds Ratio	95% CI
All Patients	1257	625	0	632	1	>999.99	(0.00, NE)
Study							
Rhine	633	314	0	319	0	NE	NE
Yosemite	624	311	0	313	1	>999.99	(0.00, NE)

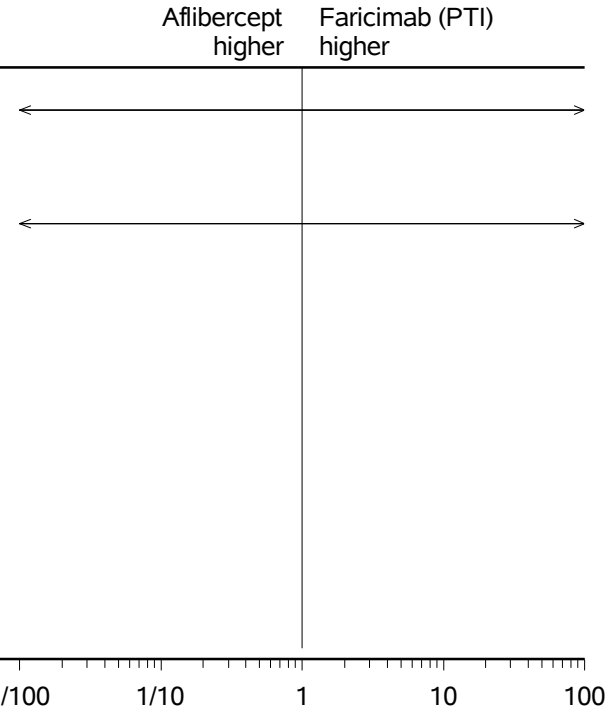

Intraocular Inflammation events include Anterior chamber flare, Anterior Chamber inflammation, Chorioretinitis, Choroiditis, Cyclitis, Eye inflammation, Iridocyclitis, Iritis, Keratic precipitates, Keratouveitis, Noninfective chorioretinitis, Non-infectious endophthalmitis, Ocular vasculitis, Post procedural inflammation, Retinal vasculitis, Uveitis, and Vitritis.

Clinical cut-off: YOSEMITE 01NOV2021 and RHINE 28OCT2021

Program: root/clinical_studies/RO6867461/CDT70122/share/ACE_pool_DME_Base/prod/program/g_forest_or.sas
Output: root/clinical_studies/RO6867461/CDT70122/share/ACE_pool_DME_CSR_Final/prod/output_saf_bc/g_forest_or_AESI7bSEV_SEBC_OCTNOV2021_DME.pdf 04OCT2022 17:26

POPULATION: Safety-Evaluable Population B vs. C
ENDPOINT: Intraocular Inflammation Events (Fellow Eye, Severe) throughout the Entire Study
MODEL: Unstratified analysis
STUDY: GR40349 & GR40398
Dichotomous Analysis by Subgroups (Safety)

		Faricimab (PTI) (N=632)				Aflibercept (N=625)				Faricimab (PTI) vs. Aflibercept																Aflibercept vs. Faricimab (PTI)				
		Patients		Patients With Event		Patients		Patients with Event		Odds Ratio				Absolute Risk Difference				Relative Risk								Relative Risk				
Name	Level	n	%	n	%	n	%	n	%	Odds Ratio		Convergence Reason	95% Lower CL	95% Upper CL	Absolute Risk		Convergence Reason	95% Lower CL	95% Upper CL	Relative Risk		Convergence Reason	95% Lower CL	95% Upper CL	p-value (Cochran-Mantel-Haenszel)	Interaction Test p-value (likelihood ratio)	Relative Risk		Convergence Reason	95% Lower CL	95% Upper CL
All	n/a	632	100,0	1	0,2	625	100,0	0	0		*	Quasi-complete separation of data points detected.				*	WARNING: The relative Hessian convergence criterion of 83.914042706 is greater than the limit of 0.0001. The convergence is questionable.			NE		Algorithm converged.	NE	NE	0,3200		NE		Algorithm converged.	NE	NE
Sex	Male	396	62,7	1	0,3	363	58,1	0	0		*	Quasi-complete separation of data points detected.				*	WARNING: The relative Hessian convergence criterion of 50.428711952 is greater than the limit of 0.0001. The convergence is questionable.			NE		Algorithm converged.	NE	NE	0,3384	NE	NE		Algorithm converged.	NE	NE
	Female	236	37,3	0	0,0	262	41,9	0	0	NE			NE	NE	NE		NE	NE	NE	NE		NE	NE	NE	NE		NE		NE	NE	NE
Age	< 65 years	352	55,7	1	0,3	362	57,9	0	0		*	Quasi-complete separation of data points detected.				*	WARNING: The relative Hessian convergence criterion of 52.752689443 is greater than the limit of 0.0001. The convergence is questionable.			NE		Algorithm converged.	NE	NE	0,3105	NE	NE		Algorithm converged.	NE	NE
	>= 65 years	280	44,3	0	0,0	263	42,1	0	0	NE			NE	NE	NE		NE	NE	NE	NE		NE	NE	NE	NE		NE		NE	NE	NE
Baseline BCVA ETDRS letter score	< 64 letters	281	44,5	1	0,4	284	45,4	0	0		*	Quasi-complete separation of data points detected.				*	WARNING: Negative of Hessian not positive definite.			NE		Algorithm converged.	NE	NE	0,3147	NE	NE		Algorithm converged.	NE	NE
	>= 64 letters	349	55,2	0	0,0	341	54,6	0	0	NE			NE	NE	NE		NE	NE	NE	NE		NE	NE	NE	NE		NE		NE	NE	NE
	Missing	2	0,3	0	0,0	0	0,0	0	0	NE			NE	NE	NE		NE	NE	NE	NE		NE	NE	NE	NE		NE		NE	NE	NE
Geographic region	Europe	219	34,7	1	0,5	218	34,9	0	0		*	Quasi-complete separation of data points detected.				*	WARNING: Negative of Hessian not positive definite.			NE		Algorithm converged.	NE	NE	0,3184	NE	NE		Algorithm converged.	NE	NE
	America	344	54,4	0	0,0	339	54,2	0	0	NE			NE	NE	NE		NE	NE	NE	NE		NE	NE	NE	NE		NE		NE	NE	NE
	Asia Pacific (inc. Australia)	69	10,9	0	0,0	68	10,9	0	0	NE			NE	NE	NE		NE	NE	NE	NE		NE	NE	NE	NE		NE		NE	NE	NE

Test for interaction based on RR (Log-binomial regression)
* indicates convergence problem. Result is uninterpretable.
Intraocular Inflammation events include Anterior chamber flare, Anterior Chamber inflammation, Chorioretinitis, Choroiditis, Cyclitis, Eye inflammation, Iridocyclitis, Iritis, Keratic precipitates, Keratouveitis, Noninfective chorioretinitis, Non-infectious endophthalmitis, Ocular vasculitis, Post procedural inflammation, Retinal vasculitis, Uveitis, and Vitritis.
Clinical cut-off: YOSEMITE 01NOV2021 and RHINE 28OCT2021

Program: root/clinical studies/RO6867461/CDT70122/share/ACE pool DME CSR Final/prod/program/t ae raw.sas
Output: root/clinical studies/RO6867461/CDT70122/share/ACE_pool_DME_CSR_Final/prod/output_saf_bc/t_ae_raw_sg_AESITbSEV_SEBC_OCTNOV2021_DME.xls
15JUL2022 9:33

POPULATION: Safety-Evaluable Population B vs. C
ENDPOINT: Retinal Vascular Occlusive Disease (Fellow Eye, Severe) through Week 56
MODEL: Unstratified analysis
STUDY: GR40349 & GR40398
Dichotomous Analysis by Subgroups (Safety)

Null Report: No results could be derived for this output.

Includes AEs with onset up to Day 405 (last day of Week 56 analysis visit window).
Test for interaction based on RR (Log-binomial regression)
* indicates convergence problem. Result is uninterpretable.
Retinal Vascular Occlusive events include Arterial occlusive disease, Retinal artery embolism, Retinal artery occlusion, Retinal vein occlusion, and Venous occlusion.
Clinical cut-off: YOSEMITE 01NOV2021 and RHINE 28OCT2021

Program: root/clinical_studies/RO6867461/CDT70122/share/ACE_pool_DME_CSR_Final/prod/program/t_ae_raw.sas
Output: root/clinical_studies/RO6867461/CDT70122/share/ACE_pool_DME_CSR_Final/prod/output_saf_bc/t_ae_raw_sg_AESI8bSEV_AEW56_SEBC_OCTNOV2021_DME.xls
14SEP2022 9:03

POPULATION: Safety-Evaluable Population B vs. C
ENDPOINT: Retinal Vascular Occlusive Disease (Fellow Eye, Severe) through Week 56
MODEL: Unstratified analysis
STUDY: GR40349 & GR40398
Dichotomous Analysis by Subgroups (Safety)

Null Report: No results could be derived for this output.

Includes AEs with onset up to Day 405 (last day of Week 56 analysis visit window).
Test for interaction based on RR (Log-binomial regression)
* indicates convergence problem. Result is uninterpretable.
Retinal Vascular Occlusive events include Arterial occlusive disease, Retinal artery embolism, Retinal artery occlusion, Retinal vein occlusion, and Venous occlusion.
Clinical cut-off: YOSEMITE 01NOV2021 and RHINE 28OCT2021

Program: root/clinical_studies/RO6867461/CDT70122/share/ACE_pool_DME_CSR_Final/prod/program/t_ae_raw.sas
Output: root/clinical_studies/RO6867461/CDT70122/share/ACE_pool_DME_CSR_Final/prod/output_saf_bc/t_ae_raw_sg_AESI8bSEV_AEW56_SEBC_OCTNOV2021_DME.xls
14SEP2022 9:03

POPULATION: Safety-Evaluable Population B vs. C
ENDPOINT: Retinal Vascular Occlusive Disease (Fellow Eye, Severe) throughout the Entire Study
MODEL: Unstratified analysis
STUDY: GM40349 & GM40398
Dichotomous Analysis by Subgroups (Safety)

		Faricimab (PTI) (N=632)				Aflibercept (N=625)				Faricimab (PTI) vs. Aflibercept																		Aflibercept vs. Faricimab (PTI)				
		Patients		Patients with Event		Patients		Patients with Event		Odds Ratio					Absolute Risk Difference					Relative Risk								Relative Risk				
Name	Level	n	%	n	%	n	%	n	%	Odds Ratio		Convergence Reason	95% Lower CL	95% Upper CL	Absolute Risk		Convergence Reason	95% Lower CL	95% Upper CL	Relative Risk		Convergence Reason	95% Lower CL	95% Upper CL	p-value (Cochran-Mantel-Haenszel)	Interaction Test p-value (likelihood ratio)	Relative Risk		Convergence Reason	95% Lower CL	95% Upper CL
All	n/a	632	100,0	1	0,2	625	100,0	0	0		*	Quasi-complete separation of data points detected.				*	WARNING: The relative Hessian convergence criterion of 83.914042706 is greater than the limit of 0.0001. The convergence is questionable.			NE		Algorithm converged.	NE	NE	0,3200		NE		Algorithm converged.	NE	NE
Study	Rhine	319	50,5	0	0,0	314	50,2	0	0	NE			NE	NE	NE		NE	NE	NE	NE		NE	NE	NE	NE	NE	NE		NE	NE	NE
	Yosemite	313	49,5	1	0,3	311	49,8	0	0		*	Quasi-complete separation of data points detected.				*	WARNING: Negative of Hessian not positive definite.			NE		Algorithm converged.	NE	NE	0,3189		NE		Algorithm converged.	NE	NE

Test for interaction based on RR (Log-binomial regression)
* indicates convergence problem. Result is uninterpretable.
Retinal Vascular Occlusive events include Arterial occlusive disease, Retinal artery embolism, Retinal artery occlusion, Retinal vein occlusion, and Venous occlusion.
Clinical cut-off: YOSEMITE 01NOV2021 and RHINE 28OCT2021

Program: root/clinical_studies/RO6867461/CDT70122/share/ACE_pool_DME_CSR_Final/prod/program/t_ae_raw.sas
Output: root/clinical_studies/RO6867461/CDT70122/share/ACE_pool_DME_CSR_Final/prod/output_saf_bc/t_ae_raw_sg2_AESIBnSEV_SEBC_OCTNOV2021_DME.xls
15JUL2022 9:46

POPULATION: Safety-Evaluable Population B vs. C
ENDPOINT: Retinal Vascular Occlusive Disease (Fellow Eye, Severe) throughout the Entire Study
MODEL: Unstratified Analysis
STUDY: GR40349 & GR40398
Forest Plot of Odds Ratio

Study	Total n	Aflibercept (N=625) n	Aflibercept (N=625) n Responder	Faricimab (PTI) (N=632) n	Faricimab (PTI) (N=632) n Responder	Odds Ratio	95% CI
All Patients	1257	625	0	632	1	>999.99	(0.00, NE)
Study							
Rhine	633	314	0	319	0	NE	NE
Yosemite	624	311	0	313	1	>999.99	(0.00, NE)

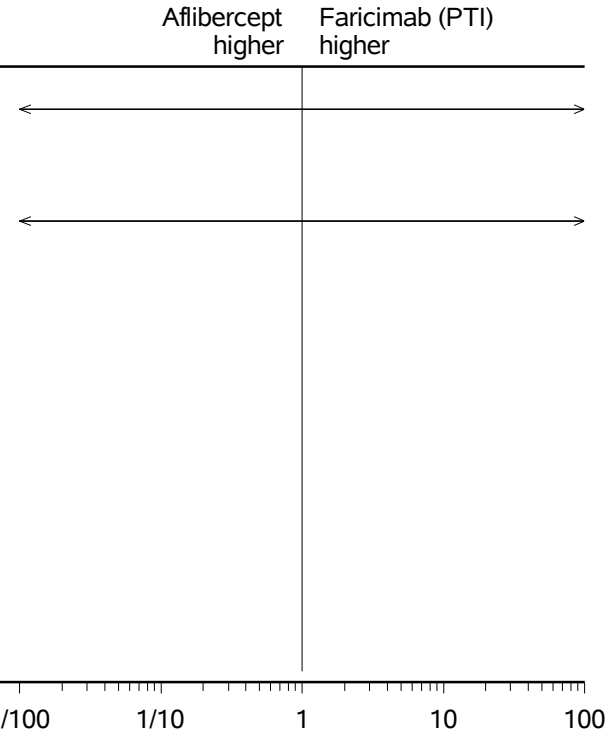

Retinal Vascular Occlusive events include Arterial occlusive disease, Retinal artery embolism, Retinal artery occlusion, Retinal vein occlusion, and Venous occlusion.

Clinical cut-off: YOSEMITE 01NOV2021 and RHINE 28OCT2021

Program: root/clinical_studies/RO6867461/CDT70122/share/ACE_pool_DME_Base/prod/program/g_forest_or.sas
Output: root/clinical_studies/RO6867461/CDT70122/share/ACE_pool_DME_CSR_Final/prod/output_saf_bc/g_forest_or_AESI8bSEV_SEBC_OCTNOV2021_DME.pdf 04OCT2022 17:28

POPULATION: Safety-Evaluable Population B vs. C
ENDPOINT: Retinal Vascular Occlusive Disease (Fellow Eye, Severe) throughout the Entire Study
MODEL: Unstratified analysis
STUDY: GR40349 & GR40398
Dichotomous Analysis by Subgroups (Safety)

		Faricimab (PTI) (N=632)				Aflibercept (N=625)				Faricimab (PTI) vs. Aflibercept																Aflibercept vs. Faricimab (PTI)				
		Patients		Patients with Event		Patients		Patients with Event		Odds Ratio					Absolute Risk Difference					Relative Risk							Relative Risk				
Name	Level	n	%	n	%	n	%	n	%	Odds Ratio		Convergence Reason	95% Lower CL	95% Upper CL	Absolute Risk		Convergence Reason	95% Lower CL	95% Upper CL	Relative Risk		Convergence Reason	95% Lower CL	95% Upper CL	p-value (Cochran-Mantel-Haenszel)	Interaction Test p-value (likelihood ratio)	Relative Risk		Convergence Reason	95% Lower CL	95% Upper CL
All	n/a	632	100,0	1	0,2	625	100,0	0	0		*	Quasi-complete separation of data points detected.				*	WARNING: The relative Hessian convergence criterion of 83.914042706 is greater than the limit of 0.0001. The convergence is questionable.			NE		Algorithm converged.	NE	NE	0,3200		NE		Algorithm converged.	NE	NE
Sex	Male	396	62,7	0	0,0	363	58,1	0	0	NE			NE	NE	NE		NE	NE	NE	NE		NE	NE	NE	NE	NE	NE		NE	NE	NE
	Female	236	37,3	1	0,4	262	41,9	0	0		*	Quasi-complete separation of data points detected.				*	WARNING: Negative of Hessian not positive definite.			NE		Algorithm converged.	NE	NE	0,2920		NE		Algorithm converged.	NE	NE
Age	< 65 years	352	55,7	0	0,0	362	57,9	0	0	NE			NE	NE	NE		NE	NE	NE	NE		NE	NE	NE	NE	NE	NE		NE	NE	NE
	>= 65 years	280	44,3	1	0,4	263	42,1	0	0		*	Quasi-complete separation of data points detected.				*	WARNING: Negative of Hessian not positive definite.			NE		Algorithm converged.	NE	NE	0,3325		NE		Algorithm converged.	NE	NE
Baseline BCVA ETDRS letter score	< 64 letters	281	44,5	0	0,0	284	45,4	0	0	NE			NE	NE	NE		NE	NE	NE	NE		NE	NE	NE	NE	NE	NE		NE	NE	NE
	>= 64 letters	349	55,2	1	0,3	341	54,6	0	0		*	Quasi-complete separation of data points detected.				*	WARNING: The relative Hessian convergence criterion of 49.7545983035 is greater than the limit of 0.0001. The convergence is questionable.			NE		Algorithm converged.	NE	NE	0,3229		NE		Algorithm converged.	NE	NE
	Missing	2	0,3	0	0,0	0	0,0	0	0	NE			NE	NE	NE		NE	NE	NE	NE		NE	NE	NE	NE	NE	NE		NE	NE	NE
Geographic region	Europe	219	34,7	1	0,5	218	34,9	0	0		*	Quasi-complete separation of data points detected.				*	WARNING: Negative of Hessian not positive definite.			NE		Algorithm converged.	NE	NE	0,3184	NE	NE		Algorithm converged.	NE	NE
	America	344	54,4	0	0,0	339	54,2	0	0	NE			NE	NE	NE		NE	NE	NE	NE		NE	NE	NE	NE		NE		NE	NE	NE
	Asia Pacific (inc. Australia)	69	10,9	0	0,0	68	10,9	0	0	NE			NE	NE	NE		NE	NE	NE	NE		NE	NE	NE	NE		NE		NE	NE	NE

Test for interaction based on RR (Log-binomial regression)
* indicates convergence problem. Result is uninterpretable.
Retinal Vascular Occlusive events include Arterial occlusive disease, Retinal artery embolism, Retinal artery occlusion, Retinal vein occlusion, and Venous occlusion.
Clinical cut-off: YOSEMITE 01NOV2021 and RHINE 28OCT2021

Program: root/clinical_studies/RO6867461/CDT70122/share/ACE_pool_DME_CSR_Final/prod/program/t_ae_raw.sas
Output: root/clinical_studies/RO6867461/CDT70122/share/ACE_pool_DME_CSR_Final/prod/output_saf_bc/t_ae_raw_sg_AESIBbSEV_SEBC_OCTNOV2021_DME.xls
15JUL2022 9:34

POPULATION: Safety-Evaluable Population B vs. C
ENDPOINT: Intraocular Inflammation Events (Study Eye, Serious) through Week 56
MODEL: Unstratified analysis
STUDY: GM40349 & GM40398
Dichotomous Analysis by Subgroups (Safety)

		Faricimab (PTI) (N=632)				Aflibercept (N=625)				Faricimab (PTI) vs. Aflibercept																		Aflibercept vs. Faricimab (PTI)				
		Patients		Patients with Event		Patients		Patients with Event		Odds Ratio						Absolute Risk Difference						Relative Risk						Relative Risk				
Name	Level	n	%	n	%	n	%	n	%	Odds Ratio		Convergence Reason	95% Lower CL	95% Upper CL	Absolute Risk		Convergence Reason	95% Lower CL	95% Upper CL	Relative Risk		Convergence Reason	95% Lower CL	95% Upper CL	p-value (Cochran-Mantel-Haenszel)	Interaction Test p-value (likelihood ratio)	Relative Risk		Convergence Reason	95% Lower CL	95% Upper CL
All	n/a	632	100,0	4	0,6	625	100,0	0	0		*	Quasi-complete separation of data points detected.				*	ERROR: The mean parameter is either invalid or at a limit of its range for some observations.			NE		Algorithm converged.	NE	NE	0,0465		NE		Algorithm converged.	NE	NE
Study	Rhine	319	50,5	0	0,0	314	50,2	0	0	NE			NE	NE	NE		NE	NE	NE	NE		NE	NE	NE	NE	NE	NE		NE	NE	NE
	Yosemite	313	49,5	4	1,3	311	49,8	0	0		*	Quasi-complete separation of data points detected.				*	WARNING: Negative of Hessian not positive definite.			NE		Algorithm converged.	NE	NE	0,0457		NE		Algorithm converged.	NE	NE

Includes AEs with onset up to Day 405 (last day of Week 56 analysis visit window).
Test for interaction based on RR (log-binomial regression)
* indicates convergence problem. Result is uninterpretable.
Intraocular Inflammation events include Anterior chamber flare, Anterior Chamber inflammation, Chorioretinitis, Choroiditis, Cyclitis, Eye inflammation, Iridocyclitis, Iritis, Keratic precipitates, Keratouveitis, Noninfective chorioretinitis, Non-infectious endophthalmitis, Ocular vasculitis, Post procedural inflammation, Retinal vasculitis, Uveitis, and Vitritis.
Clinical cut-off: YOSEMITE 01NOV2021 and RHINE 28OCT2021

Program: root/clinical_studies/RO6867461/CDT70122/share/ACE_pool_DME_CSR_Final/prod/program/t_ae_raw.sas
Output: root/clinical_studies/RO6867461/CDT70122/share/ACE_pool_DME_CSR_Final/prod/output_saf_bc/t_ae_raw_sg_AESI7aSER_AEW56_SEBC_OCTNOV2021_DME.xls
11AUG2022 18:02

POPULATION: Safety-Evaluable Population B vs. C
ENDPOINT: Intraocular Inflammation Events (Study Eye, Serious) through Week 56
MODEL: Unstratified Analysis
STUDY: GR40349 & GR40398
Forest Plot of Odds Ratio

Study	Total n	Aflibercept (N=625) n	Aflibercept (N=625) n Responder	Faricimab (PTI) (N=632) n	Faricimab (PTI) (N=632) n Responder	Odds Ratio	95% CI
All Patients	1257	625	0	632	4	>999.99	(0.00, >999.99)
Study							
Rhine	633	314	0	319	0	NE	NE
Yosemite	624	311	0	313	4	>999.99	(0.00, >999.99)

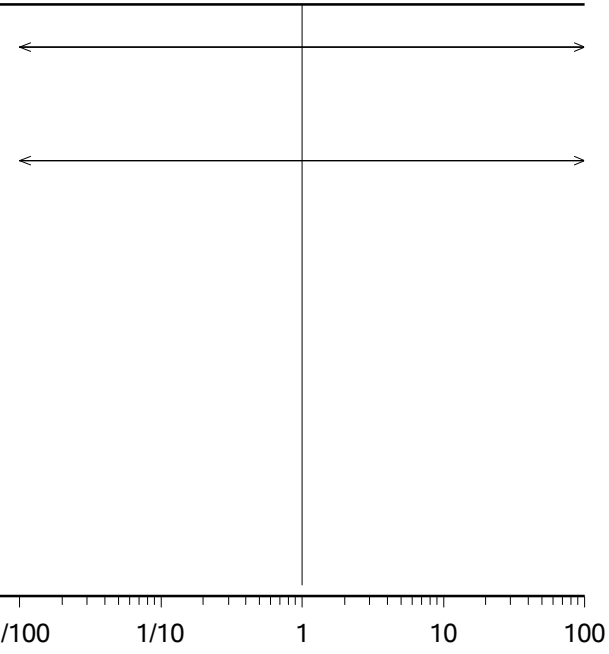

Intraocular Inflammation events include Anterior chamber flare, Anterior Chamber inflammation, Chorioretinitis, Choroiditis, Cyclitis, Eye inflammation, Iridocyclitis, Iritis, Keratic precipitates, Keratouveitis, Noninfective chorioretinitis, Non-infectious endophthalmitis, Ocular vasculitis, Post procedural inflammation, Retinal vasculitis, Uveitis, and Vitritis.

Clinical cut-off: YOSEMITE 01NOV2021 and RHINE 28OCT2021

Program: root/clinical_studies/RO6867461/CDT70122/share/ACE_pool_DME_Base/prod/program/g_forest_or.sas

Output: root/clinical_studies/RO6867461/CDT70122/share/ACE_pool_DME_CSR_Final/prod/output_saf_bc/g_forest_or_AESI7aSER_AEW56_SEBC_OCTNOV2021_DME.pdf 04OCT2022 16:56

POPULATION: Safety-Evaluable Population B vs. C
ENDPOINT: Intraocular Inflammation Events (Study Eye, Serious) through Week 56
MODEL: Unstratified analysis
STUDY: GM40349 & GM40398
Dichotomous Analysis by Subgroups (Safety)

		Faricimab (PTI) (N=632)				Aflibercept (N=625)				Faricimab (PTI) vs. Aflibercept																Aflibercept vs. Faricimab (PTI)				
		Patients		Patients with Event		Patients		Patients with Event		Odds Ratio					Absolute Risk Difference					Relative Risk							Relative Risk				
Name	Level	n	%	n	%	n	%	n	%	Odds Ratio		Convergence Reason	95% Lower CL	95% Upper CL	Absolute Risk		Convergence Reason	95% Lower CL	95% Upper CL	Relative Risk		Convergence Reason	95% Lower CL	95% Upper CL	p-value (Cochran-Mantel-Haenszel)	Interaction Test p-value (likelihood ratio)	Relative Risk		Convergence Reason	95% Lower CL	95% Upper CL
All	n/a	632	100,0	4	0,6	625	100,0	0	0		*	Quasi-complete separation of data points detected.				*	ERROR: The mean parameter is either invalid or at a limit of its range for some observations.			NE		Algorithm converged.	NE	NE	0,0465		NE		Algorithm converged.	NE	NE
Sex	Male	396	62,7	2	0,5	363	58,1	0	0		*	Quasi-complete separation of data points detected.				*	WARNING: Negative of Hessian not positive definite.			NE		Algorithm converged.	NE	NE	0,1754	1,0000	NE		Algorithm converged.	NE	NE
	Female	236	37,3	2	0,8	262	41,9	0	0		*	Quasi-complete separation of data points detected.				*	WARNING: Negative of Hessian not positive definite.			NE		Algorithm converged.	NE	NE	0,1358		NE		Algorithm converged.	NE	NE
Age	< 65 years	352	55,7	3	0,9	362	57,9	0	0		*	Quasi-complete separation of data points detected.				*	WARNING: Negative of Hessian not positive definite.			NE		Algorithm converged.	NE	NE	0,0786	1,0000	NE		Algorithm converged.	NE	NE
	>= 65 years	280	44,3	1	0,4	263	42,1	0	0		*	Quasi-complete separation of data points detected.				*	WARNING: Negative of Hessian not positive definite.			NE		Algorithm converged.	NE	NE	0,3325		NE		Algorithm converged.	NE	NE
Baseline BCVA ETDRS letter score	< 64 letters	281	44,5	2	0,7	284	45,4	0	0		*	Quasi-complete separation of data points detected.				*	WARNING: Negative of Hessian not positive definite.			NE		Algorithm converged.	NE	NE	0,1547	1,0000	NE		Algorithm converged.	NE	NE
	>= 64 letters	349	55,2	2	0,6	341	54,6	0	0		*	Quasi-complete separation of data points detected.				*	WARNING: Negative of Hessian not positive definite.			NE		Algorithm converged.	NE	NE	0,1618		NE		Algorithm converged.	NE	NE
	Missing	2	0,3	0	0,0	0	0,0	0	0	NE			NE	NE	NE		NE	NE	NE	NE		NE	NE	NE	NE		NE		NE	NE	NE
Geographic region	Europe	219	34,7	0	0,0	218	34,9	0	0	NE			NE	NE	NE		NE	NE	NE	NE		NE	NE	NE	NE	NE	NE		NE	NE	NE
	America	344	54,4	3	0,9	339	54,2	0	0		*	Quasi-complete separation of data points detected.				*	WARNING: Negative of Hessian not positive definite.			NE		Algorithm converged.	NE	NE	0,0851		NE		Algorithm converged.	NE	NE
	Asia Pacific (inc. Australia)	69	10,9	1	1,4	68	10,9	0	0		*	Quasi-complete separation of data points detected.				*	WARNING: The relative Hessian convergence criterion of 11.992173254 is greater than the limit of 0.0001. The convergence is questionable.			NE		Algorithm converged.	NE	NE	0,3208		NE		Algorithm converged.	NE	NE

Includes AEs with onset up to Day 405 (last day of Week 56 analysis visit window).
Test for interaction based on RR (Log-binomial regression)
* indicates convergence problem. Result is uninterpretable.
Intraocular Inflammation events include Anterior chamber flare, Anterior Chamber inflammation, Chorioretinitis, Choroiditis, Cyclitis, Eye inflammation, Iridocyclitis, Iritis, Keratic precipitates, Keratouveitis, Noninfective chorioretinitis, Non-infectious endophthalmitis, Ocular vasculitis, Post procedural inflammation, Retinal vasculitis, Uveitis, and Vitritis.
Clinical cut-off: YOSEMITE 01NOV2021 and RHINE 28OCT2021

Program: root/clinical_studies/RO6867461/CDT70122/share/ACE_pool_DME_CSR_Final/prod/program/t_ae_raw.sas
Output: root/clinical_studies/RO6867461/CDT70122/share/ACE_pool_DME_CSR_Final/prod/output_saf_bc/t_ae_raw_sg_AESI7aSER_AEW56_SEBC_OCTNOV2021_DME.xls
11AUG2022 18:02

POPULATION: Safety-Evaluable Population B vs. C
ENDPOINT: Intraocular Inflammation Events (Study Eye, Serious) throughout the Entire Study
MODEL: Unstratified analysis
STUDY: GM40349 & GM40398
Dichotomous Analysis by Subgroups (Safety)

		Faricimab (PTI) (N=632)				Aflibercept (N=625)				Faricimab (PTI) vs. Aflibercept																		Aflibercept vs. Faricimab (PTI)			
		Patients		Patients with Event		Patients		Patients with Event		Odds Ratio					Absolute Risk Difference					Relative Risk								Relative Risk				
Name	Level	n	%	n	%	n	%	n	%	Odds Ratio		Convergence Reason	95% Lower CL	95% Upper CL	Absolute Risk		Convergence Reason	95% Lower CL	95% Upper CL	Relative Risk		Convergence Reason	95% Lower CL	95% Upper CL	p-value (Cochran-Mantel-Haenszel)	Interaction Test p-value (likelihood ratio)	Relative Risk		Convergence Reason	95% Lower CL	95% Upper CL
All	n/a	632	100,0	4	0,6	625	100,0	1	0,2	3,97		Convergence criterion (GCONV=1E-8) satisfied.	0,44	35,66	0,005		Algorithm converged.	-0,002	0,012	3,96		Algorithm converged.	0,44	35,29	0,1831		0,25		Algorithm converged.	0,03	2,26
Study	Rhine	319	50,5	0	0,0	314	50,2	1	0,3		*	Quasi-complete separation of data points detected.				*	ERROR: The mean parameter is either invalid or at a limit of its range for some observations.			0,00		Algorithm converged.	0,00	NE	0,3135	0,0250	>999.99		Algorithm converged.	0,00	NE
	Yosemite	313	49,5	4	1,3	311	49,8	0	0,0		*	Quasi-complete separation of data points detected.				*	WARNING: Negative of Hessian not positive definite.			NE		Algorithm converged.	NE	NE	0,0457		NE		Algorithm converged.	NE	NE

Test for interaction based on RR (Log-binomial regression)
* indicates convergence problem. Result is uninterpretable.
Intraocular Inflammation events include Anterior chamber flare, Anterior Chamber inflammation, Chorioretinitis, Choroiditis, Cyclitis, Eye inflammation, Iridocyclitis, Iritis, Keratic precipitates, Keratouveitis, Noninfective chorioretinitis, Non-infectious endophthalmitis, Ocular vasculitis, Post procedural inflammation, Retinal vasculitis, Uveitis, and Vitritis.
Clinical cut-off: YOSEMITE 01NOV2021 and RHINE 28OCT2021

Program: root/clinical_studies/RO6867461/CDT70122/share/ACE_pool_DME_CSR_Final/prod/program/t_ae_raw.sas
Output: root/clinical_studies/RO6867461/CDT70122/share/ACE_pool_DME_CSR_Final/prod/output_saf_bc/t_ae_raw_sg2_AESI7aSER_SEBC_OCTNOV2021_DME.xls
15JUL2022 9:31

POPULATION: Safety-Evaluable Population B vs. C
ENDPOINT: Intraocular Inflammation Events (Study Eye, Serious) throughout the Entire Study
MODEL: Unadjusted Analysis
STUDY: GR40349 & GR40398
Forest Plot of Relative Risk

Study	Total n	Aflibercept (N=625) n	Aflibercept (N=625) n Responder	Faricimab (PTI) (N=632) n	Faricimab (PTI) (N=632) n Responder	Relative Risk	95% CI
All Patients	1257	625	1	632	4	3.96	(0.44, 35.29)
Study							
Rhine	633	314	1	319	0	0.00	(0.00, NE)
Yosemite	624	311	0	313	4	NE	NE

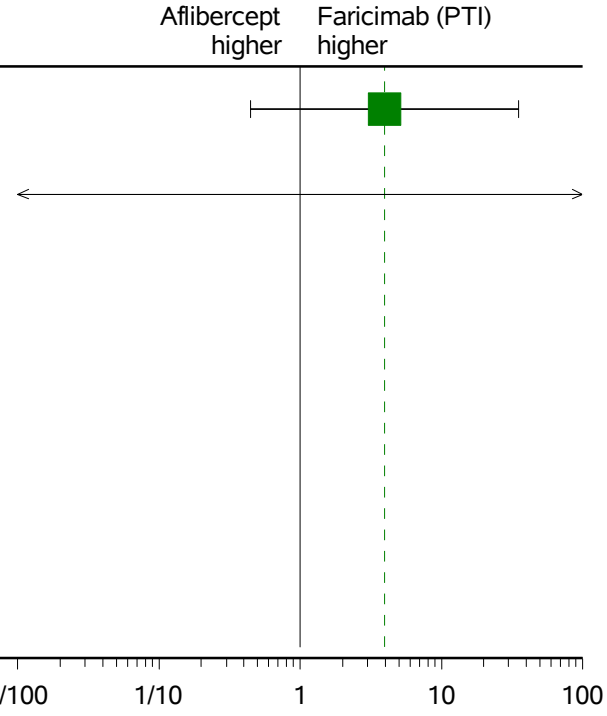

Intraocular Inflammation events include Anterior chamber flare, Anterior Chamber inflammation, Chorioretinitis, Choroiditis, Cyclitis, Eye inflammation, Iridocyclitis, Iritis, Keratic precipitates, Keratouveitis, Noninfective chorioretinitis, Non-infectious endophthalmitis, Ocular vasculitis, Post procedural inflammation, Retinal vasculitis, Uveitis, and Vitritis.

Clinical cut-off: YOSEMITE 01NOV2021 and RHINE 28OCT2021

Program: root/clinical_studies/RO6867461/CDT70122/share/ACE_pool_DME_Base/prod/program/g_forest_rr.sas
Output: root/clinical_studies/RO6867461/CDT70122/share/ACE_pool_DME_CSR_Final/prod/output_saf_bc/g_forest_rr_AESI7aSER_SEBC_OCTNOV2021_DME.pdf 06OCT2022 19:03

POPULATION: Safety-Evaluable Population B vs. C
ENDPOINT: Intraocular Inflammation Events (Study Eye, Serious) throughout the Entire Study
MODEL: Unstratified Analysis
STUDY: GR40349 & GR40398
Forest Plot of Odds Ratio

Study	Total n	Aflibercept (N=625) n	Aflibercept (N=625) n Responder	Faricimab (PTI) (N=632) n	Faricimab (PTI) (N=632) n Responder	Odds Ratio	95% CI
All Patients	1257	625	1	632	4	3.97	(0.44, 35.66)
Study							
Rhine	633	314	1	319	0	0.00	(0.00, NE)
Yosemite	624	311	0	313	4	>999.99	(0.00, >999.99)

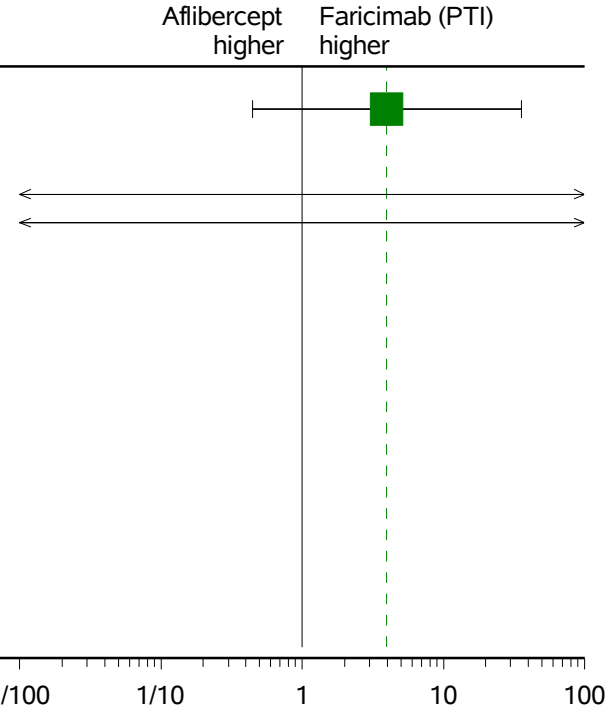

Intraocular Inflammation events include Anterior chamber flare, Anterior Chamber inflammation, Chorioretinitis, Choroiditis, Cyclitis, Eye inflammation, Iridocyclitis, Iritis, Keratic precipitates, Keratouveitis, Noninfective chorioretinitis, Non-infectious endophthalmitis, Ocular vasculitis, Post procedural inflammation, Retinal vasculitis, Uveitis, and Vitritis.

Clinical cut-off: YOSEMITE 01NOV2021 and RHINE 28OCT2021

Program: root/clinical_studies/RO6867461/CDT70122/share/ACE_pool_DME_Base/prod/program/g_forest_or.sas
Output: root/clinical_studies/RO6867461/CDT70122/share/ACE_pool_DME_CSR_Final/prod/output_saf_bc/g_forest_or_AESI7aSER_SEBC_OCTNOV2021_DME.pdf 04OCT2022 16:57

POPULATION: Safety-Evaluable Population B vs. C
ENDPOINT: Intraocular Inflammation Events (Study Eye, Serious) throughout the Entire Study
MODEL: Unstratified analysis
STUDY: GR40349 & GR40398
Dichotomous Analysis by Subgroups (Safety)

		Faricimab (PTI) (N=632)				Aflibercept (N=625)				Faricimab (PTI) vs. Aflibercept																Aflibercept vs. Faricimab (PTI)				
		Patients		Patients with Event		Patients		Patients with Event		Odds Ratio				Absolute Risk Difference				Relative Risk								Relative Risk				
Name	Level	n	%	n	%	n	%	n	%	Odds Ratio		Convergence Reason	95% Lower CL	95% Upper CL	Absolute Risk		Convergence Reason	95% Lower CL	95% Upper CL	Relative Risk		Convergence Reason	95% Lower CL	95% Upper CL	p-value (Cochran-Mantel-Haenszel)	Interaction Test p-value (likelihood ratio)	Relative Risk		Convergence Reason	95% Lower CL	95% Upper CL
All	n/a	632	100,0	4	0,6	625	100,0	1	0,2	3,97		Convergence criterion (GCONV=1E-8) satisfied.	0,44	35,66	0,005		Algorithm converged.	-0,002	0,012	3,96		Algorithm converged.	0,44	35,29	0,1831		0,25		Algorithm converged.	0,03	2,26
Sex	Male	396	62,7	2	0,5	363	58,1	1	0,3	1,84		Convergence criterion (GCONV=1E-8) satisfied.	0,17	20,35	0,002		Algorithm converged.	-0,007	0,011	1,83		Algorithm converged.	0,17	20,13	0,6148	0,2457	0,55		Algorithm converged.	0,05	5,98
	Female	236	37,3	2	0,8	262	41,9	0	0,0		*	Quasi-complete separation of data points detected.				*	WARNING: Negative of Hessian not positive definite.			NE		Algorithm converged.	NE	NE	0,1358		NE		Algorithm converged.	NE	NE
Age	< 65 years	352	55,7	3	0,9	362	57,9	1	0,3	3,10		Convergence criterion (GCONV=1E-8) satisfied.	0,32	29,97	0,005		Algorithm converged.	-0,005	0,017	3,03		Algorithm converged.	0,32	29,52	0,3029	0,4927	0,32		Algorithm converged.	0,03	3,10
	>= 65 years	280	44,3	1	0,4	263	42,1	0	0,0		*	Quasi-complete separation of data points detected.				*	WARNING: Negative of Hessian not positive definite.			NE		Algorithm converged.	NE	NE	0,3325		NE		Algorithm converged.	NE	NE
Baseline BCVA ETDRS letter score	< 64 letters	281	44,5	2	0,7	284	45,4	0	0,0		*	Quasi-complete separation of data points detected.				*	WARNING: Negative of Hessian not positive definite.			NE		Algorithm converged.	NE	NE	0,1547	0,2705	NE		Algorithm converged.	NE	NE
	>= 64 letters	349	55,2	2	0,6	341	54,6	1	0,3	1,98		Convergence criterion (GCONV=1E-8) satisfied.	0,18	21,71	0,003		Algorithm converged.	-0,007	0,013	1,93		Algorithm converged.	0,18	21,45	0,5768		0,51		Algorithm converged.	0,05	5,62
	Missing	2	0,3	0	0,0	0	0,0	0	0,0	NE			NE	NE	NE		NE	NE	NE	NE		NE	NE	NE	NE		NE		NE	NE	NE
Geographic region	Europe	219	34,7	0	0,0	218	34,9	1	0,5		*	Quasi-complete separation of data points detected.				*	ERROR: Error in computing the link function, its derivatives, or the variance function.			0,00		Algorithm converged.	0,00	NE	0,3162	NE	>999.99		Algorithm converged.	0,00	NE
	America	344	54,4	3	0,9	339	54,2	0	0,0		*	Quasi-complete separation of data points detected.				*	WARNING: Negative of Hessian not positive definite.			NE		Algorithm converged.	NE	NE	0,0851		NE		Algorithm converged.	NE	NE
	Asia Pacific (inc. Australia)	69	10,9	1	1,4	68	10,9	0	0,0		*	Quasi-complete separation of data points detected.				*	WARNING: The relative Hessian convergence criterion of 11.9921733254 is greater than the limit of 0.0001. The convergence is questionable.			NE		Algorithm converged.	NE	NE	0,3208		NE		Algorithm converged.	NE	NE

Test for interaction based on RR (Log-binomial regression)
* indicates convergence problem. Result is uninterpretable.
Intraocular Inflammation events include Anterior chamber flare, Anterior Chamber inflammation, Chorioretinitis, Choroiditis, Cyclitis, Eye inflammation, Iridocyclitis, Iritis, Keratic precipitates, Keratouveitis, Noninfective chorioretinitis, Non-infectious endophthalmitis, Ocular vasculitis, Post procedural inflammation, Retinal vasculitis, Uveitis, and Vitritis.
Clinical cut-off: YOSEMITE 01NOV2021 and RHINE 28OCT2021

Program: root/clinical_studies/RO6867461/CDFT0122/share/ACE_pool_DME_CSR_Final/prod/program/t_ae_raw.sas
Output: root/clinical_studies/RO6867461/CDFT0122/share/ACE_pool_DME_CSR_Final/prod/output_saf_bc/t_ae_raw_sq_AESI7aSER_SERC_OCTNOV2021_DME.xls
15JUL2022 9:30

POPULATION: Safety-Evaluable Population B vs. C
ENDPOINT: Retinal Vascular Occlusive Disease (Study Eye, Serious) through Week 56
MODEL: Unstratified analysis
STUDY: GM40349 & GM40398
Dichotomous Analysis by Subgroups (Safety)

		Faricimab (PTI) (N=632)				Aflibercept (N=625)				Faricimab (PTI) vs. Aflibercept																				Aflibercept vs. Faricimab (PTI)			
		Patients		Patients with Event		Patients		Patients with Event		Odds Ratio					Absolute Risk Difference					Relative Risk										Relative Risk				
Name	Level	n	%	n	%	n	%	n	%	Odds Ratio		Convergence Reason	95% Lower CL	95% Upper CL	Absolute Risk		Convergence Reason	95% Lower CL	95% Upper CL	Relative Risk		Convergence Reason	95% Lower CL	95% Upper CL	p-value (Cochran-Mantel-Haenszel)	Interaction Test p-value (likelihood ratio)	Relative Risk		Convergence Reason	95% Lower CL	95% Upper CL
All	n/a	632	100,0	1	0,2	625	100,0	2	0,3	0,49		Convergence criterion (GCONV=1E-8) satisfied.	0,04	5,46	-0,002		Algorithm converged.	-0,007	0,004	0,49		Algorithm converged.	0,04	5,44	0,5569		2,02		Algorithm converged.	0,18	22,23
Study	Rhine	319	50,5	1	0,3	314	50,2	1	0,3	0,98		Convergence criterion (GCONV=1E-8) satisfied.	0,06	15,80	0,000		Algorithm converged.	-0,009	0,009	0,98		Algorithm converged.	0,06	15,67	0,9911	0,3074	1,02		Algorithm converged.	0,06	16,17
	Yosemite	313	49,5	0	0,0	311	49,8	1	0,3		*	Quasi-complete separation of data points detected.				*	ERROR: The mean parameter is either invalid or at a limit of its range for some observations.			0,00		Algorithm converged.	0,00	NE	0,3158		>999,99		Algorithm converged.	0,00	NE

Includes AEs with onset up to Day 405 (last day of Week 56 analysis visit window).
Test for interaction based on RR (Log-binomial regression)
* indicates convergence problem. Result is uninterpretable.
Retinal Vascular Occlusive events include Arterial occlusive disease, Retinal artery embolism, Retinal artery occlusion, Retinal vein occlusion, and Venous occlusion.
Clinical cut-off: YOSEMITE 01NOV2021 and RHINE 28OCT2021

Program: root/clinical_studies/RO6867461/CDT70122/share/ACE_pool_DME_CSR_Final/prod/program/t_ae_raw.sas
Output: root/clinical_studies/RO6867461/CDT70122/share/ACE_pool_DME_CSR_Final/prod/output_saf_bc/t_ae_raw_sg_AESI8aSER_AEW56_SERBC_OCTNOV2021_DME.xls
11AUG2022 18:06

POPULATION: Safety-Evaluable Population B vs. C
ENDPOINT: Retinal Vascular Occlusive Disease (Study Eye, Serious) through Week 56
MODEL: Unadjusted Analysis
STUDY: GR40349 & GR40398
Forest Plot of Relative Risk

Study	Total n	Aflibercept (N=625) n	Aflibercept (N=625) n Responder	Faricimab (PTI) (N=632) n	Faricimab (PTI) (N=632) n Responder	Relative Risk	95% CI
All Patients	1257	625	2	632	1	0.49	(0.04, 5.44)
Study							
Rhine	633	314	1	319	1	0.98	(0.06, 15.67)
Yosemite	624	311	1	313	0	0.00	(0.00, NE)

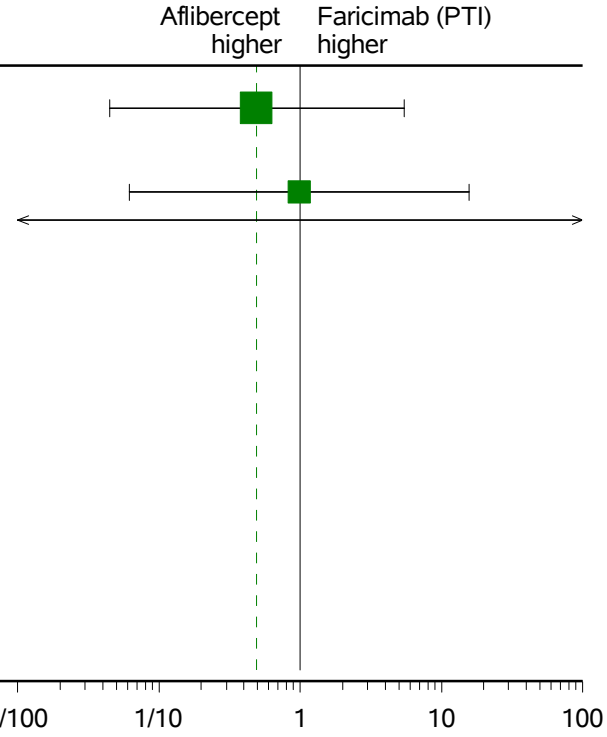

Retinal Vascular Occlusive events include Arterial occlusive disease, Retinal artery embolism, Retinal artery occlusion, Retinal vein occlusion, and Venous occlusion.

Clinical cut-off: YOSEMITE 01NOV2021 and RHINE 28OCT2021

Program: root/clinical_studies/RO6867461/CDT70122/share/ACE_pool_DME_Base/prod/program/g_forest_rr.sas

Output: root/clinical_studies/RO6867461/CDT70122/share/ACE_pool_DME_CSR_Final/prod/output_saf_bc/g_forest_rr_AESI8aSER_AEW56_SEBC_OCTNOV2021_DME.pdf 06OCT2022 19:04

POPULATION: Safety-Evaluable Population B vs. C
ENDPOINT: Retinal Vascular Occlusive Disease (Study Eye, Serious) through Week 56
MODEL: Unstratified Analysis
STUDY: GR40349 & GR40398
Forest Plot of Odds Ratio

Study	Total n	Aflibercept (N=625) n	Aflibercept (N=625) n Responder	Faricimab (PTI) (N=632) n	Faricimab (PTI) (N=632) n Responder	Odds Ratio	95% CI
All Patients	1257	625	2	632	1	0.49	(0.04, 5.46)
Study							
Rhine	633	314	1	319	1	0.98	(0.06, 15.80)
Yosemite	624	311	1	313	0	0.00	(0.00, NE)

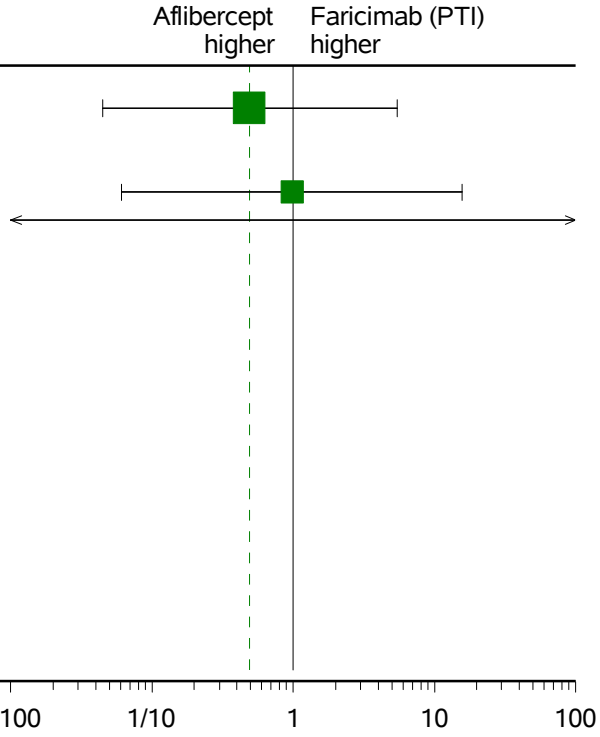

Retinal Vascular Occlusive events include Arterial occlusive disease, Retinal artery embolism, Retinal artery occlusion, Retinal vein occlusion, and Venous occlusion.
Clinical cut-off: YOSEMITE 01NOV2021 and RHINE 28OCT2021
Program: root/clinical_studies/RO6867461/CDT70122/share/ACE_pool_DME_Base/prod/program/g_forest_or.sas
Output: root/clinical_studies/RO6867461/CDT70122/share/ACE_pool_DME_CSR_Final/prod/output_saf_bc/g_forest_or_AESI8aSER_AEW56_SEBC_OCTNOV2021_DME.pdf 04OCT2022 16:58

POPULATION: Safety-Evaluable Population B vs. C
ENDPOINT: Retinal Vascular Occlusive Disease (Study Eye, Serious) through Week 56
MODEL: Unstratified analysis
STUDY: GM40349 & GM40398
Dichotomous Analysis by Subgroups (Safety)

		Faricimab (PTI) (N=632)				Aflibercept (N=625)				Faricimab (PTI) vs. Aflibercept															Aflibercept vs. Faricimab (PTI)				
		Patients		Patients with Event		Patients		Patients with Event		Odds Ratio					Absolute Risk Difference						Relative Risk					Relative Risk				
Name	Level	n	%	n	%	n	%	n	%	Odds Ratio		Convergence Reason	95% Lower CL	95% Upper CL	Absolute Risk		Convergence Reason	95% Lower CL	95% Upper CL	Relative Risk	Convergence Reason	95% Lower CL	95% Upper CL	p-value (Cochran Mantel-Haenszel)	Interaction Test p-value (likelihood ratio)	Relative Risk		Convergence Reason	95% Lower CL	95% Upper CL
All	n/a	632	100,0	1	0,2	625	100,0	2	0,3	0,49		Convergence criterion (GCONV=1E-8) satisfied.	0,06	5,46	-0,002		Algorithm converged.	-0,007	0,004	0,49	Algorithm converged.	0,04	5,44	0,5569		2,02		Algorithm converged.	0,18	22,25
Sex	Male	398	62,7	0	0,0	363	58,1	2	0,6		*	Quasi-complete separation of data points detected.				*	WARNING: Negative of Hessian not positive definite.			0,00	Algorithm converged.	0,00	NE	0,1394	0,0432	>999,99		Algorithm converged.	0,00	NE
	Female	236	37,3	1	0,4	262	41,9	0	0,0		*	Quasi-complete separation of data points detected.				*	WARNING: Negative of Hessian not positive definite.			NE	Algorithm converged.	NE	NE	0,2920		NE		Algorithm converged.	NE	NE
Age	< 65 years	352	55,7	1	0,3	362	57,9	1	0,3	1,93		Convergence criterion (GCONV=1E-8) satisfied.	0,06	16,50	0,000		Algorithm converged.	-0,008	0,008	1,03	Algorithm converged.	0,06	16,38	0,9842	0,2921	0,97		Algorithm converged.	0,06	15,49
	>= 65 years	280	44,3	0	0,0	263	42,1	1	0,4		*	Quasi-complete separation of data points detected.				*	ERROR: The mean parameter is either invalid or at a limit of its range for some observations.			0,00	Algorithm converged.	0,00	NE	0,3022		>999,99		Algorithm converged.	0,00	NE
Baseline BCVA ETDRS letter score	< 64 letters	281	44,5	1	0,4	284	45,4	1	0,4	1,01		Convergence criterion (GCONV=1E-8) satisfied.	0,06	16,24	0,000		Algorithm converged.	-0,010	0,010	1,01	Algorithm converged.	0,06	16,08	0,9940	0,3008	0,99		Algorithm converged.	0,06	15,74
	>= 64 letters	349	55,2	0	0,0	341	54,6	1	0,3		*	Quasi-complete separation of data points detected.				*	ERROR: The mean parameter is either invalid or at a limit of its range for some observations.			0,00	Algorithm converged.	0,00	NE	0,3117		>999,99		Algorithm converged.	0,00	NE
	Missing	2	0,3	0	0,0	0	0,0	0	0,0	NE			NE	NE	NE		NE	NE	NE	NE	NE	NE	NE	NE		NE		NE	NE	NE
Geographic region	Europe	219	34,7	0	0,0	218	34,9	1	0,5		*	Quasi-complete separation of data points detected.				*	ERROR: Error in computing the link function, its derivatives, or the variance function.			0,00	Algorithm converged.	0,00	NE	0,3162	NE	>999,99		Algorithm converged.	0,00	NE
	America	344	54,4	1	0,3	339	54,2	1	0,3	0,99		Convergence criterion (GCONV=1E-8) satisfied.	0,06	15,82	0,000		Algorithm converged.	-0,008	0,008	0,99	Algorithm converged.	0,06	15,69	0,9917		1,01		Algorithm converged.	0,06	16,18
	Asia Pacific (inc. Australia)	69	10,9	0	0,0	68	10,9	0	0,0	NE			NE	NE	NE		NE	NE	NE	NE	NE	NE	NE	NE		NE		NE	NE	NE

Includes AEs with onset up to Day 405 (last day of Week 56 analysis visit window).
Test for interaction based on RR (Log-binomial regression)
* indicates convergence problem. Result is uninterpretable.
Retinal Vascular Occlusive events include Arterial occlusive disease, Retinal artery embolism, Retinal artery occlusion, Retinal vein occlusion, and Venous occlusion.
Clinical cut-off: YOSEMITE 01NOV2021 and RHINE 28OCT2021

Program: root/clinical_studies/RO6867461/CDT70122/share/ACE_pool_DME_CSR_Final/prod/program/t_ae_raw.sas
Output: root/clinical_studies/RO6867461/CDT70122/share/ACE_pool_DME_CSR_Final/prod/output_saf_bc/t_ae_raw_sg_AESI8aSER_AEW56_SEBC_OCTNOV2021_DME.xls
11AUG2022 18:06

POPULATION: Safety-Evaluable Population B vs. C
ENDPOINT: Retinal Vascular Occlusive Disease (Study Eye, Serious) throughout the Entire Study
MODEL: Unstratified analysis
STUDY: GM40349 & GM40398
Dichotomous Analysis by Subgroups (Safety)

		Faricimab (PTI) (N=632)				Aflibercept (N=625)				Faricimab (PTI) vs. Aflibercept																				Aflibercept vs. Faricimab (PTI)			
		Patients		Patients with Event		Patients		Patients with Event		Odds Ratio					Absolute Risk Difference				Relative Risk											Relative Risk				
Name	Level	n	%	n	%	n	%	n	%	Odds Ratio	Convergence Reason	95% Lower CL	95% Upper CL	Absolute Risk	Convergence Reason	95% Lower CL	95% Upper CL	Relative Risk	Convergence Reason	95% Lower CL	95% Upper CL	p-value (Cochran-Mantel-Haenszel)	Interaction Test p-value (likelihood ratio)	Relative Risk	Convergence Reason	95% Lower CL	95% Upper CL
All	n/a	632	100,0	4	0,6	625	100,0	2	0,3	1,98	Convergence criterion (GCONV=1E-8) satisfied.	0,36	10,87	0,003	Algorithm converged.	-0,004	0,011	1,98	Algorithm converged.	0,36	10,76	0,4211		0,51	Algorithm converged.	0,09	2,75
Study	Rhine	319	50,5	3	0,9	314	50,2	1	0,3	2,97	Convergence criterion (GCONV=1E-8) satisfied.	0,31	28,71	0,006	Algorithm converged.	-0,006	0,019	2,95	Algorithm converged.	0,31	28,24	0,3238	0,5474	0,34	Algorithm converged.	0,04	3,24
	Yosemite	313	49,5	1	0,3	311	49,8	1	0,3	0,99	Convergence criterion (GCONV=1E-8) satisfied.	0,06	15,96	0,000	Algorithm converged.	-0,009	0,009	0,99	Algorithm converged.	0,06	15,81	0,9964		1,01	Algorithm converged.	0,06	16,02

Test for interaction based on RR (Log-binomial regression)
* indicates convergence problem. Result is uninterpretable.
Retinal Vascular Occlusive events include Arterial occlusive disease, Retinal artery embolism, Retinal artery occlusion, Retinal vein occlusion, and Venous occlusion.
Clinical cut-off: YOSEMITE 01NOV2021 and RHINE 28OCT2021

Program: root/clinical_studies/RO6867461/CDT70122/share/ACE_pool_DME_CSR_Final/prod/program/t_ae_raw.sas
Output: root/clinical_studies/RO6867461/CDT70122/share/ACE_pool_DME_CSR_Final/prod/output_saf_bc/t_ae_raw_sg2_AESISaSER_SEBC_OCTNOV2021_DME.xls
15JUL2022 9:39

POPULATION: Safety-Evaluable Population B vs. C
ENDPOINT: Retinal Vascular Occlusive Disease (Study Eye, Serious) throughout the Entire Study
MODEL: Unadjusted Analysis
STUDY: GR40349 & GR40398
Forest Plot of Relative Risk

Study	Total n	Aflibercept (N=625) n	Aflibercept (N=625) n Responder	Faricimab (PTI) (N=632) n	Faricimab (PTI) (N=632) n Responder	Relative Risk	95% CI
All Patients	1257	625	2	632	4	1.98	(0.36, 10.76)
Study							
Rhine	633	314	1	319	3	2.95	(0.31, 28.24)
Yosemite	624	311	1	313	1	0.99	(0.06, 15.81)

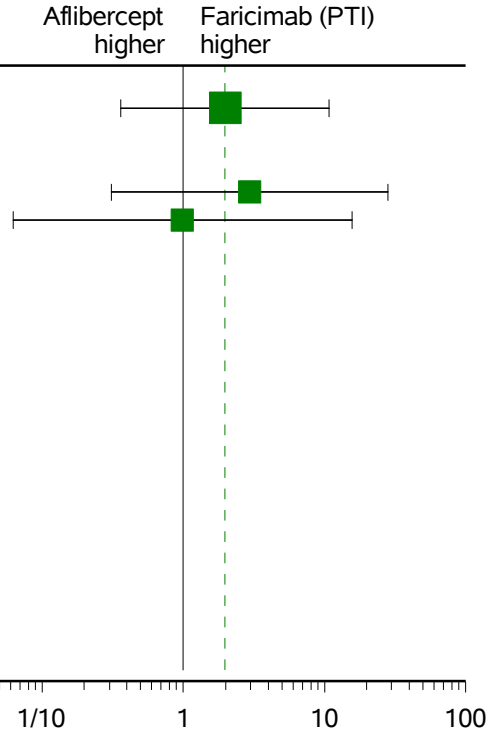

Retinal Vascular Occlusive events include Arterial occlusive disease, Retinal artery embolism, Retinal artery occlusion, Retinal vein occlusion, and Venous occlusion.
Clinical cut-off: YOSEMITE 01NOV2021 and RHINE 28OCT2021
Program: root/clinical_studies/RO6867461/CDT70122/share/ACE_pool_DME_Base/prod/program/g_forest_rr.sas
Output: root/clinical_studies/RO6867461/CDT70122/share/ACE_pool_DME_CSR_Final/prod/output_saf_bc/g_forest_rr_AESI8aSER_SEBC_OCTNOV2021_DME.pdf 06OCT2022 19:06

POPULATION: Safety-Evaluable Population B vs. C
ENDPOINT: Retinal Vascular Occlusive Disease (Study Eye, Serious) throughout the Entire Study
MODEL: Unstratified Analysis
STUDY: GR40349 & GR40398
Forest Plot of Odds Ratio

Study	Total n	Aflibercept (N=625) n	Aflibercept (N=625) n Responder	Faricimab (PTI) (N=632) n	Faricimab (PTI) (N=632) n Responder	Odds Ratio	95% CI
All Patients	1257	625	2	632	4	1.98	(0.36, 10.87)
Study							
Rhine	633	314	1	319	3	2.97	(0.31, 28.71)
Yosemite	624	311	1	313	1	0.99	(0.06, 15.96)

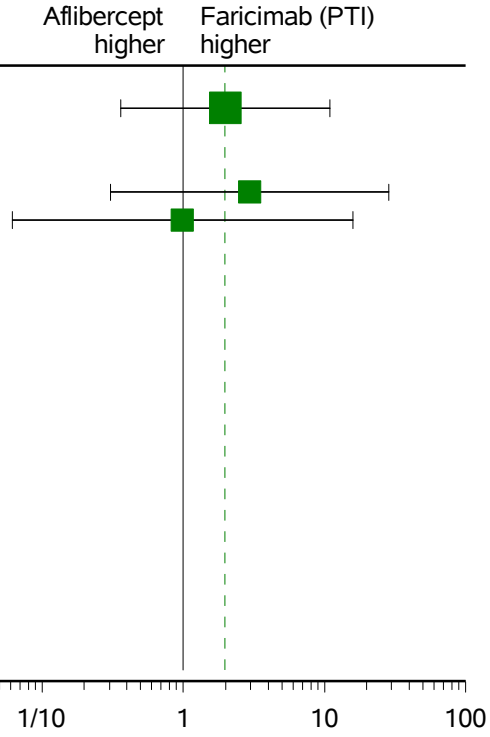

Retinal Vascular Occlusive events include Arterial occlusive disease, Retinal artery embolism, Retinal artery occlusion, Retinal vein occlusion, and Venous occlusion.

Clinical cut-off: YOSEMITE 01NOV2021 and RHINE 28OCT2021

Program: root/clinical_studies/RO6867461/CDT70122/share/ACE_pool_DME_Base/prod/program/g_forest_or.sas

Output: root/clinical_studies/RO6867461/CDT70122/share/ACE_pool_DME_CSR_Final/prod/output_saf_bc/g_forest_or_AESI8aSER_SEBC_OCTNOV2021_DME.pdf 04OCT2022 16:59

POPULATION: Safety-Evaluable Population B vs. C
ENDPOINT: Retinal Vascular Occlusive Disease (Study Eye, Serious) throughout the Entire Study
MODEL: Unstratified analysis
STUDY: GR40349 & GR40398
Dichotomous Analysis by Subgroups (Safety)

		Faricimab (PTI) (N=632)				Aflibercept (N=625)				Faricimab (PTI) vs. Aflibercept																		Aflibercept vs. Faricimab (PTI)				
		Patients		Patients with Event		Patients		Patients with Event		Odds Ratio					Absolute Risk Difference				Relative Risk									Relative Risk				
Name	Level	n	%	n	%	n	%	n	%	Odds Ratio		Convergence Reason	95% Lower CL	95% Upper CL	Absolute Risk		Convergence Reason	95% Lower CL	95% Upper CL	Relative Risk		Convergence Reason	95% Lower CL	95% Upper CL	p-value (Cochran-Mantel-Haenszel)	Interaction Test p-value (likelihood ratio)	Relative Risk		Convergence Reason	95% Lower CL	95% Upper CL
All	n/a	632	100,0	4	0,6	625	100,0	2	0,3	1,98		Convergence criterion (GCONV=1E-8) satisfied.	0,36	10,87	0,003		Algorithm converged.	-0,004	0,011	1,98		Algorithm converged.	0,36	10,76	0,4211		0,51		Algorithm converged.	0,09	2,75
Sex	Male	396	62,7	2	0,5	363	58,1	2	0,6	0,92		Convergence criterion (GCONV=1E-8) satisfied.	0,13	6,54	0,000		Algorithm converged.	-0,011	0,010	0,92		Algorithm converged.	0,13	6,47	0,9305	0,1240	1,09		Algorithm converged.	0,15	7,70
	Female	236	37,3	2	0,8	262	41,9	0	0,0		*	Quasi-complete separation of data points detected.				*	WARNING: Negative of Hessian not positive definite.			NE		Algorithm converged.	NE	NE	0,1358		NE		Algorithm converged.	NE	NE
Age	< 65 years	352	55,7	3	0,9	362	57,9	1	0,3	3,10		Convergence criterion (GCONV=1E-8) satisfied.	0,32	29,97	0,006		Algorithm converged.	-0,005	0,017	3,09		Algorithm converged.	0,32	29,52	0,3029	0,5113	0,32		Algorithm converged.	0,63	3,10
	>= 65 years	280	44,3	1	0,4	263	42,1	1	0,4	0,94		Convergence criterion (GCONV=1E-8) satisfied.	0,06	15,09	0,000		Algorithm converged.	-0,010	0,010	0,94		Algorithm converged.	0,06	14,94	0,9646		1,06		Algorithm converged.	0,07	16,93
Baseline BCVA ETDRS letter score	< 64 letters	281	44,5	2	0,7	284	45,4	1	0,4	2,03		Convergence criterion (GCONV=1E-8) satisfied.	0,18	22,50	0,004		Algorithm converged.	-0,008	0,016	2,02		Algorithm converged.	0,18	22,17	0,5568	0,6958	0,49		Algorithm converged.	0,05	5,43
	>= 64 letters	349	55,2	1	0,3	341	54,6	1	0,3	0,98		Convergence criterion (GCONV=1E-8) satisfied.	0,06	15,68	0,000		Algorithm converged.	-0,008	0,008	0,98		Algorithm converged.	0,06	15,56	0,9869		1,02		Algorithm converged.	0,06	16,30
	Missing	2	0,3	1	50,0	0	0,0	0	0,0	NE			NE	NE	NE		NE	NE	NE	NE		NE	NE	NE	NE		NE		NE	NE	NE
Geographic region	Europe	219	34,7	1	0,5	218	34,9	1	0,5	1,00		Convergence criterion (GCONV=1E-8) satisfied.	0,06	16,02	0,000		Algorithm converged.	-0,013	0,013	1,00		Algorithm converged.	0,06	15,81	0,9974	0,8345	1,00		Algorithm converged.	0,06	15,96
	America	344	54,4	3	0,9	339	54,2	1	0,3	2,97		Convergence criterion (GCONV=1E-8) satisfied.	0,31	28,72	0,006		Algorithm converged.	-0,006	0,017	2,96		Algorithm converged.	0,31	28,28	0,3234		0,34		Algorithm converged.	0,04	3,24
	Asia Pacific (inc. Australia)	69	10,9	0	0,0	68	10,9	0	0,0	NE			NE	NE	NE		NE	NE	NE	NE		NE	NE	NE	NE		NE		NE	NE	NE

Test for interaction based on RR (Log-binomial regression)
* indicates convergence problem. Result is uninterpretable.
Retinal Vascular Occlusive events include Arterial occlusive disease, Retinal artery embolism, Retinal artery occlusion, Retinal vein occlusion, and Venous occlusion.
Clinical cut-off: YOSEMITE 01NOV2021 and RHINE 28OCT2021

Program: root/clinical_studies/RO6867461/CDT70122/share/ACE_pool_DME_CSR_Final/prod/program/t_ae_raw.sas
Output: root/clinical_studies/RO6867461/CDT70122/share/ACE_pool_DME_CSR_Final/prod/output_saf_bc/t_ae_raw_sg_AESI8aSER_SEBC_OCTNOV2021_DME.xls
15JUL2022 9:27

POPULATION: Safety-Evaluable Population B vs. C
ENDPOINT: Intraocular Inflammation Events (Fellow Eye, Serious) through Week 56
MODEL: Unstratified analysis
STUDY: GM40349 & GM40398
Dichotomous Analysis by Subgroups (Safety)

		Faricimab (PTI) (N=632)				Aflibercept (N=625)				Faricimab (PTI) vs. Aflibercept																	Aflibercept vs. Faricimab (PTI)				
		Patients		Patients with Event		Patients		Patients with Event		Odds Ratio					Absolute Risk Difference						Relative Risk						Relative Risk				
Name	Level	n	%	n	%	n	%	n	%	Odds Ratio		Convergence Reason	95% Lower CL	95% Upper CL	Absolute Risk		Convergence Reason	95% Lower CL	95% Upper CL	Relative Risk	Convergence Reason	95% Lower CL	95% Upper CL	p-value (Cochran Mantel-Haenszel)	Interaction Test p-value (liKelihood ratio)	Relative Risk		Convergence Reason	95% Lower CL	95% Upper CL
All	n/a	632	100,0	1	0,2	625	100,0	0	0		*	Quasi-complete separation of data points detected.				*	WARNING: The relative Hessian convergence criterion of 83.91404270 6 is greater than the limit of 0.0001. The convergence is questionable.			NE	Algorithm converged.	NE	NE	0,3200		NE		Algorithm converged.	NE	NE
Study	Rhine	319	50,5	0	0,0	314	50,2	0	0	NE			NE	NE	NE		NE	NE	NE	NE	NE	NE	NE	NE	NE	NE		NE	NE	NE
	Yosemite	313	49,5	1	0,3	311	49,8	0	0		*	Quasi-complete separation of data points detected.				*	WARNING: Negative of Hessian not positive definite.			NE	Algorithm converged.	NE	NE	0,3189		NE		Algorithm converged.	NE	NE

Includes AEs with onset up to Day 405 (last day of Week 56 analysis visit window).
Test for interaction based on RR (log-binomial regression)
* indicates convergence problem. Result is uninterpretable.
Intraocular Inflammation events include Anterior chamber flare, Anterior Chamber inflammation, Chorioretinitis, Choroiditis, Cyclitis, Eye inflammation, Iridocyclitis, Iritis, Keratic precipitates, Keratouveitis, Noninfective chorioretinitis, Non-infectious endophthalmitis, Ocular vasculitis, Post procedural inflammation, Retinal vasculitis, Uveitis, and Vitritis.
Clinical cut-off: YOSEMITE 01NOV2021 and RHINE 28OCT2021

Program: root/clinical_studies/RO6867461/CDT70122/share/ACE_pool_DME_CSR_Final/prod/program/t_ae_raw.sas
Output: root/clinical_studies/RO6867461/CDT70122/share/ACE_pool_DME_CSR_Final/prod/output_saf_bc/t_ae_raw_sg_AESI7bSER_AEW56_SEBC_OCTNOV2021_DME.xls
11AUG2022 18:09

POPULATION: Safety-Evaluable Population B vs. C
ENDPOINT: Intraocular Inflammation Events (Fellow Eye, Serious) through Week 56
MODEL: Unstratified Analysis
STUDY: GR40349 & GR40398
Forest Plot of Odds Ratio

Study	Total n	Aflibercept (N=625) n	Aflibercept (N=625) n Responder	Faricimab (PTI) (N=632) n	Faricimab (PTI) (N=632) n Responder	Odds Ratio	95% CI
All Patients	1257	625	0	632	1	>999.99	(0.00, NE)
Study							
Rhine	633	314	0	319	0	NE	NE
Yosemite	624	311	0	313	1	>999.99	(0.00, NE)

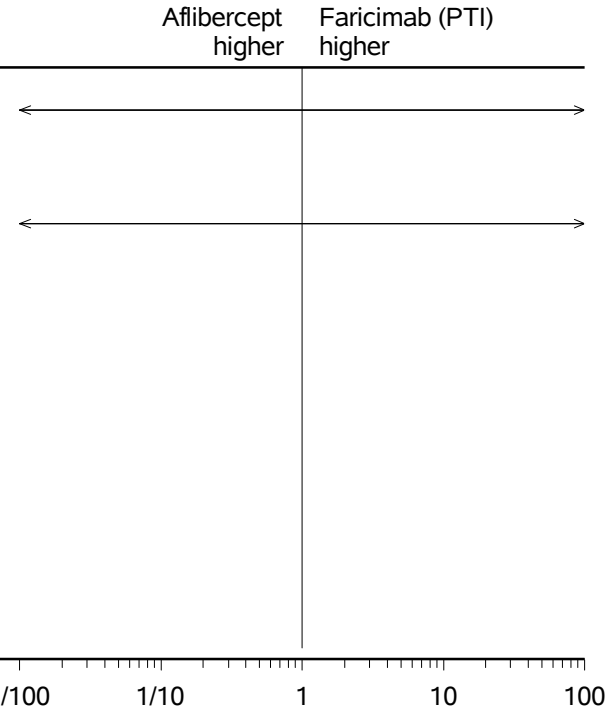

Intraocular Inflammation events include Anterior chamber flare, Anterior Chamber inflammation, Chorioretinitis, Choroiditis, Cyclitis, Eye inflammation, Iridocyclitis, Iritis, Keratic precipitates, Keratouveitis, Noninfective chorioretinitis, Non-infectious endophthalmitis, Ocular vasculitis, Post procedural inflammation, Retinal vasculitis, Uveitis, and Vitritis.

Clinical cut-off: YOSEMITE 01NOV2021 and RHINE 28OCT2021

Program: root/clinical_studies/RO6867461/CDT70122/share/ACE_pool_DME_Base/prod/program/g_forest_or.sas
Output: root/clinical_studies/RO6867461/CDT70122/share/ACE_pool_DME_CSR_Final/prod/output_saf_bc/g_forest_or_AESI7bSER_AEW56_SEBC_OCTNOV2021_DME.pdf 04OCT2022 17:00

POPULATION: Safety-Evaluable Population B vs. C
ENDPOINT: Intraocular Inflammation Events (Fellow Eye, Serious) through Week 56
MODEL: Unstratified analysis
STUDY: GM40349 & GM40398
Dichotomous Analysis by Subgroups (Safety)

		Faricimab (PTI) (N=632)				Aflibercept (N=625)				Faricimab (PTI) vs. Aflibercept															Aflibercept vs. Faricimab (PTI)				
		Patients		Patients with Event		Patients		Patients with Event		Odds Ratio					Absolute Risk Difference					Relative Risk						Relative Risk				
Name	Level	n	%	n	%	n	%	n	%	Odds Ratio		Convergence Reason	95% Lower CL	95% Upper CL	Absolute Risk		Convergence Reason	95% Lower CL	95% Upper CL	Relative Risk		Convergence Reason	95% Lower CL	95% Upper CL	p-value (Cochran-Mantel-Haenszel)	Interaction Test p-value (likelihood ratio)	Relative Risk		Convergence Reason	95% Lower CL	95% Upper CL
All	n/a	632	100,0	1	0,2	625	100,0	0	0		*	Quasi-complete separation of data points detected.				*	WARNING: The relative Hessian convergence criterion of 83.914042706 is greater than the limit of 0.0001. The convergence is questionable.			NE		Algorithm converged.	NE	NE	0,3200		NE		Algorithm converged.	NE	NE
Sex	Male	396	62,7	1	0,3	363	58,1	0	0		*	Quasi-complete separation of data points detected.				*	WARNING: The relative Hessian convergence criterion of 50.428711952 is greater than the limit of 0.0001. The convergence is questionable.			NE		Algorithm converged.	NE	NE	0,3384	NE	NE		Algorithm converged.	NE	NE
	Female	236	37,3	0	0,0	262	41,9	0	0	NE			NE	NE	NE		NE	NE	NE	NE		NE	NE	NE	NE		NE		NE	NE	NE
Age	< 65 years	352	55,7	1	0,3	362	57,9	0	0		*	Quasi-complete separation of data points detected.				*	WARNING: The relative Hessian convergence criterion of 52.752689443 is greater than the limit of 0.0001. The convergence is questionable.			NE		Algorithm converged.	NE	NE	0,3105	NE	NE		Algorithm converged.	NE	NE
	>= 65 years	280	44,3	0	0,0	263	42,1	0	0	NE			NE	NE	NE		NE	NE	NE	NE		NE	NE	NE	NE		NE		NE	NE	NE
Baseline BCVA ETDRS letter score	< 64 letters	281	44,5	1	0,4	284	45,4	0	0		*	Quasi-complete separation of data points detected.				*	WARNING: Negative of Hessian not positive definite.			NE		Algorithm converged.	NE	NE	0,3147	NE	NE		Algorithm converged.	NE	NE
	>= 64 letters	349	55,2	0	0,0	341	54,6	0	0	NE			NE	NE	NE		NE	NE	NE	NE		NE	NE	NE	NE		NE		NE	NE	NE
	Missing	2	0,3	0	0,0	0	0,0	0	0	NE			NE	NE	NE		NE	NE	NE	NE		NE	NE	NE	NE		NE		NE	NE	NE
Geographic region	Europe	219	34,7	1	0,5	218	34,9	0	0		*	Quasi-complete separation of data points detected.				*	WARNING: Negative of Hessian not positive definite.			NE		Algorithm converged.	NE	NE	0,3184	NE	NE		Algorithm converged.	NE	NE
	America	344	54,4	0	0,0	339	54,2	0	0	NE			NE	NE	NE		NE	NE	NE	NE		NE	NE	NE	NE		NE		NE	NE	NE
	Asia Pacific (inc. Australia)	69	10,9	0	0,0	68	10,9	0	0	NE			NE	NE	NE		NE	NE	NE	NE		NE	NE	NE	NE		NE		NE	NE	NE

Includes AEs with onset up to Day 405 (last day of Week 56 analysis visit window).
Test for interaction based on RR (Log-binomial regression)
* indicates convergence problem. Result is uninterpretable.
Intraocular Inflammation events include Anterior chamber flare, Anterior Chamber inflammation, Chorioretinitis, Choroiditis, Cyclitis, Eye inflammation, Iridocyclitis, Iritis, Keratic precipitates, Keratouveitis, Noninfective chorioretinitis, Non-infectious endophthalmitis, Ocular vasculitis, Post procedural inflammation, Retinal vasculitis, Uveitis, and Vitritis.
Clinical cut-off: YOSEMITE 01NOV2021 and RHINE 28OCT2021

Program: root/clinical_studies/RO6867461/CDT70122/share/ACE_pool_DME_CSR_Final/prod/program/t_ae_raw.sas
Output: root/clinical_studies/RO6867461/CDT70122/share/ACE_pool_DME_CSR_Final/prod/output_saf_bc/t_ae_raw_sg_AESI7bSER_AEW56_SEBC_OCTNOV2021_DME.xls
11AUG2022 18:09

POPULATION: Safety-Evaluable Population B vs. C
ENDPOINT: Intraocular Inflammation Events (Fellow Eye, Serious) throughout the Entire Study
MODEL: Unstratified analysis
STUDY: GM40349 & GM40398
Dichotomous Analysis by Subgroups (Safety)

		Faricimab (PTI) (N=632)				Aflibercept (N=625)				Faricimab (PTI) vs. Aflibercept																Aflibercept vs. Faricimab (PTI)				
		Patients		Patients with Event		Patients		Patients with Event		Odds Ratio					Absolute Risk Difference					Relative Risk							Relative Risk				
Name	Level	n	%	n	%	n	%	n	%	Odds Ratio		Convergence Reason	95% Lower CL	95% Upper CL	Absolute Risk		Convergence Reason	95% Lower CL	95% Upper CL	Relative Risk		Convergence Reason	95% Lower CL	95% Upper CL	p-value (Cochran-Mantel-Haenszel)	Interaction Test p-value (likelihood ratio)	Relative Risk		Convergence Reason	95% Lower CL	95% Upper CL
All	n/a	632	100,0	1	0,2	625	100,0	0	0		*	Quasi-complete separation of data points detected.				*	WARNING: The relative Hessian convergence criterion of 83.914042706 is greater than the limit of 0.0001. The convergence is questionable.			NE		Algorithm converged.	NE	NE	0,3200		NE		Algorithm converged.	NE	NE
Study	Rhine	319	50,5	0	0,0	314	50,2	0	0	NE			NE	NE	NE		NE	NE	NE	NE		NE	NE	NE	NE	NE	NE		NE	NE	NE
	Yosemite	313	49,5	1	0,3	311	49,8	0	0		*	Quasi-complete separation of data points detected.				*	WARNING: Negative of Hessian not positive definite.			NE		Algorithm converged.	NE	NE	0,3189		NE		Algorithm converged.	NE	NE

Test for interaction based on RR (Log-binomial regression)
* indicates convergence problem. Result is uninterpretable.
Intraocular Inflammation events include Anterior chamber flare, Anterior Chamber inflammation, Chorioretinitis, Choroiditis, Cyclitis, Eye inflammation, Iridocyclitis, Iritis, Keratic precipitates, Keratouveitis, Noninfective chorioretinitis, Non-infectious endophthalmitis, Ocular vasculitis, Post procedural inflammation, Retinal vasculitis, Uveitis, and Vitritis.
Clinical cut-off: YOSEMITE 01NOV2021 and RHINE 28OCT2021

Program: root/clinical_studies/RO6867461/CDT70122/share/ACE_pool_DME_CSR_Final/prod/program/t_ae_raw.sas
Output: root/clinical_studies/RO6867461/CDT70122/share/ACE_pool_DME_CSR_Final/prod/output_saf_bc/t_ae_raw_sg2_AESI7bSER_SEBC_OCTNOV2021_DME.xls
15JUL2022 9:30

POPULATION: Safety-Evaluable Population B vs. C
ENDPOINT: Intraocular Inflammation Events (Fellow Eye, Serious) throughout the Entire Study
MODEL: Unstratified Analysis
STUDY: GR40349 & GR40398
Forest Plot of Odds Ratio

Study	Total n	Aflibercept (N=625) n	Aflibercept (N=625) n Responder	Faricimab (PTI) (N=632) n	Faricimab (PTI) (N=632) n Responder	Odds Ratio	95% CI
All Patients	1257	625	0	632	1	>999.99	(0.00, NE)
Study							
Rhine	633	314	0	319	0	NE	NE
Yosemite	624	311	0	313	1	>999.99	(0.00, NE)

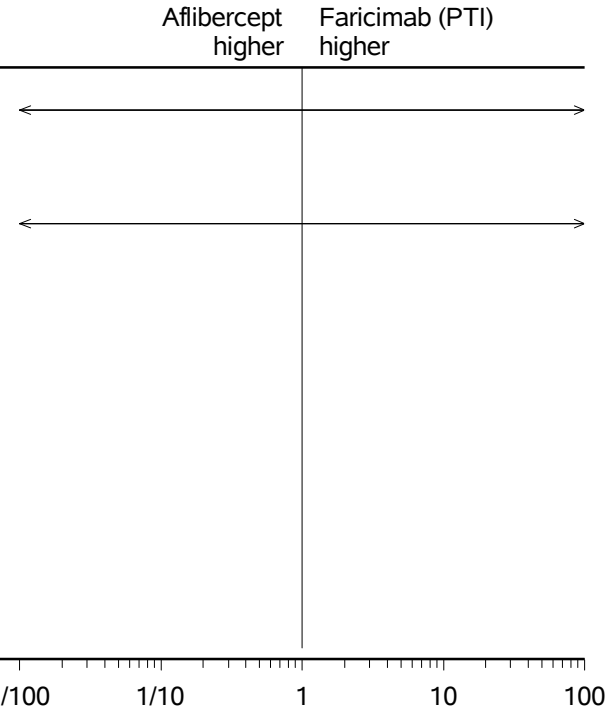

Intraocular Inflammation events include Anterior chamber flare, Anterior Chamber inflammation, Chorioretinitis, Choroiditis, Cyclitis, Eye inflammation, Iridocyclitis, Iritis, Keratic precipitates, Keratouveitis, Noninfective chorioretinitis, Non-infectious endophthalmitis, Ocular vasculitis, Post procedural inflammation, Retinal vasculitis, Uveitis, and Vitritis.

Clinical cut-off: YOSEMITE 01NOV2021 and RHINE 28OCT2021

Program: root/clinical_studies/RO6867461/CDT70122/share/ACE_pool_DME_Base/prod/program/g_forest_or.sas
Output: root/clinical_studies/RO6867461/CDT70122/share/ACE_pool_DME_CSR_Final/prod/output_saf_bc/g_forest_or_AESI7bSER_SEBC_OCTNOV2021_DME.pdf 04OCT2022 17:01

POPULATION: Safety-Evaluable Population B vs. C
ENDPOINT: Intraocular Inflammation Events (Fellow Eye, Serious) throughout the Entire Study
MODEL: Unstratified analysis
STUDY: GR40349 & GR40398
Dichotomous Analysis by Subgroups (Safety)

		Faricimab (PTI) (N=632)				Aflibercept (N=625)				Faricimab (PTI) vs. Aflibercept																Aflibercept vs. Faricimab (PTI)				
		Patients		Patients with Event		Patients		Patients with Event		Odds Ratio					Absolute Risk Difference					Relative Risk							Relative Risk				
Name	Level	n	%	n	%	n	%	n	%	Odds Ratio		Convergence Reason	95% Lower CL	95% Upper CL	Absolute Risk		Convergence Reason	95% Lower CL	95% Upper CL	Relative Risk		Convergence Reason	95% Lower CL	95% Upper CL	p-value (Cochran-Mantel-Haenszel)	Interaction Test p-value (likelihood ratio)	Relative Risk		Convergence Reason	95% Lower CL	95% Upper CL
All	n/a	632	100,0	1	0,2	625	100,0	0	0		*	Quasi-complete separation of data points detected.				*	WARNING: The relative Hessian convergence criterion of 83.914042706 is greater than the limit of 0.0001. The convergence is questionable.			NE		Algorithm converged.	NE	NE	0,3208		NE		Algorithm converged.	NE	NE
Sex	Male	396	62,7	1	0,3	363	58,1	0	0		*	Quasi-complete separation of data points detected.				*	WARNING: The relative Hessian convergence criterion of 50.428711952 is greater than the limit of 0.0001. The convergence is questionable.			NE		Algorithm converged.	NE	NE	0,3384	NE	NE		Algorithm converged.	NE	NE
	Female	236	37,3	0	0,0	262	41,9	0	0	NE			NE	NE	NE		NE	NE	NE	NE		NE	NE	NE	NE		NE		NE	NE	NE
Age	< 65 years	352	55,7	1	0,3	362	57,9	0	0		*	Quasi-complete separation of data points detected.				*	WARNING: The relative Hessian convergence criterion of 52.752689443 is greater than the limit of 0.0001. The convergence is questionable.			NE		Algorithm converged.	NE	NE	0,3105	NE	NE		Algorithm converged.	NE	NE
	>= 65 years	280	44,3	0	0,0	263	42,1	0	0	NE			NE	NE	NE		NE	NE	NE	NE		NE	NE	NE	NE		NE		NE	NE	NE
Baseline BCVA ETDRS letter score	< 64 letters	281	44,5	1	0,4	284	45,4	0	0		*	Quasi-complete separation of data points detected.				*	WARNING: Negative of Hessian not positive definite.			NE		Algorithm converged.	NE	NE	0,3147	NE	NE		Algorithm converged.	NE	NE
	>= 64 letters	349	55,2	0	0,0	343	54,8	0	0	NE			NE	NE	NE		NE	NE	NE	NE		NE	NE	NE	NE		NE		NE	NE	NE
	Missing	2	0,3	0	0,0	0	0,0	0	0	NE			NE	NE	NE		NE	NE	NE	NE		NE	NE	NE	NE		NE		NE	NE	NE
Geographic region	Europe	219	34,7	1	0,5	218	34,9	0	0		*	Quasi-complete separation of data points detected.				*	WARNING: Negative of Hessian not positive definite.			NE		Algorithm converged.	NE	NE	0,3184	NE	NE		Algorithm converged.	NE	NE
	America	344	54,4	0	0,0	339	54,2	0	0	NE			NE	NE	NE		NE	NE	NE	NE		NE	NE	NE	NE		NE		NE	NE	NE
	Asia Pacific (inc. Australia)	69	10,9	0	0,0	68	10,9	0	0	NE			NE	NE	NE		NE	NE	NE	NE		NE	NE	NE	NE		NE		NE	NE	NE

Test for interaction based on RR (Log-binomial regression)
* indicates convergence problem. Result is uninterpretable.
Intraocular Inflammation events include Anterior chamber flare, Anterior Chamber inflammation, Chorioretinitis, Choroiditis, Cyclitis, Eye inflammation, Iridocyclitis, Iritis, Keratic precipitates, Keratouveitis, Noninfective chorioretinitis, Non-infectious endophthalmitis, Ocular vasculitis, Post procedural inflammation, Retinal vasculitis, Uveitis, and Vitritis.
Clinical cut-off: YOSEMITE 01NOV2021 and RHINE 28OCT2021

Program: root/clinical_studies/RO6867461/CDT70122/share/ACE_pool_DME_CSR_Final/prod/program/t_ae_raw.sas
Output: root/clinical_studies/RO6867461/CDT70122/share/ACE_pool_DME_CSR_Final/prod/output_saf_bc/t_ae_raw_sg_AESITbSER_SERC_OCTNOV2021_DME.xls
15JUL2022 9:29

POPULATION: Safety-Evaluable Population B vs. C
ENDPOINT: Retinal Vascular Occlusive Disease (Fellow Eye, Serious) through Week 56
MODEL: Unstratified analysis
STUDY: GR40349 & GR40398
Dichotomous Analysis by Subgroups (Safety)

Null Report: No results could be derived for this output.

Includes AEs with onset up to Day 405 (last day of Week 56 analysis visit window).
Test for interaction based on RR (Log-binomial regression)
* indicates convergence problem. Result is uninterpretable.
Retinal Vascular Occlusive events include Arterial occlusive disease, Retinal artery embolism, Retinal artery occlusion, Retinal vein occlusion, and Venous occlusion.
Clinical cut-off: YOSEMITE 01NOV2021 and RHINE 28OCT2021

Program: root/clinical_studies/RO6867461/CDT70122/share/ACE_pool_DME_CSR_Final/prod/program/t_ae_raw.sas
Output: root/clinical_studies/RO6867461/CDT70122/share/ACE_pool_DME_CSR_Final/prod/output_saf_bc/t_ae_raw_sg_AESI8bSER_AEW56_SEBC_OCTNOV2021_DME.xls
14SEP2022 9:08

POPULATION: Safety-Evaluable Population B vs. C
ENDPOINT: Retinal Vascular Occlusive Disease (Fellow Eye, Serious) through Week 56
MODEL: Unstratified analysis
STUDY: GR40349 & GR40398
Dichotomous Analysis by Subgroups (Safety)

Null Report: No results could be derived for this output.

Includes AEs with onset up to Day 405 (last day of Week 56 analysis visit window).
Test for interaction based on RR (Log-binomial regression)
* indicates convergence problem. Result is uninterpretable.
Retinal Vascular Occlusive events include Arterial occlusive disease, Retinal artery embolism, Retinal artery occlusion, Retinal vein occlusion, and Venous occlusion.
Clinical cut-off: YOSEMITE 01NOV2021 and RHINE 28OCT2021

Program: root/clinical_studies/RO6867461/CDT70122/share/ACE_pool_DME_CSR_Final/prod/program/t_ae_raw.sas
Output: root/clinical_studies/RO6867461/CDT70122/share/ACE_pool_DME_CSR_Final/prod/output_saf_bc/t_ae_raw_sg_AESI8bSER_AEW56_SEBC_OCTNOV2021_DME.xls
14SEP2022 9:08

POPULATION: Safety-Evaluable Population B vs. C
ENDPOINT: Retinal Vascular Occlusive Disease (Fellow Eye, Serious) throughout the Entire Study
MODEL: Unstratified analysis
STUDY: GM40349 & GM40398
Dichotomous Analysis by Subgroups (Safety)

		Faricimab (PTI) (N=632)				Aflibercept (N=625)				Faricimab (PTI) vs. Aflibercept																		Aflibercept vs. Faricimab (PTI)				
		Patients		Patients with Event		Patients		Patients with Event		Odds Ratio					Absolute Risk Difference					Relative Risk								Relative Risk				
Name	Level	n	%	n	%	n	%	n	%	Odds Ratio		Convergence Reason	95% Lower CL	95% Upper CL	Absolute Risk		Convergence Reason	95% Lower CL	95% Upper CL	Relative Risk		Convergence Reason	95% Lower CL	95% Upper CL	p-value (Cochran-Mantel-Haenszel)	Interaction Test p-value (likelihood ratio)	Relative Risk		Convergence Reason	95% Lower CL	95% Upper CL
All	n/a	632	100,0	0	0	625	100,0	1	0,2		*	Quasi-complete separation of data points detected.				*	WARNING: The relative Hessian convergence criterion of 90.646464276 is greater than the limit of 0.0001. The convergence is questionable.			0,00		Algorithm converged.	0,00	NE	0,3146		>999.99		Algorithm converged.	0,00	NE
Study	Rhine	319	50,5	0	0	314	50,2	0	0,0	NE			NE	NE	NE		NE	NE	NE	NE		NE	NE	NE	NE		NE		NE	NE	NE
	Yosemite	313	49,5	0	0	311	49,8	1	0,3		*	Quasi-complete separation of data points detected.				*	ERROR: The mean parameter is either invalid or at a limit of its range for some observations.			0,00		Algorithm converged.	0,00	NE	0,3158		>999.99		Algorithm converged.	0,00	NE

Test for interaction based on RR (Log-binomial regression)
* indicates convergence problem. Result is uninterpretable.
Retinal Vascular Occlusive events include Arterial occlusive disease, Retinal artery embolism, Retinal artery occlusion, Retinal vein occlusion, and Venous occlusion.
Clinical cut-off: YOSEMITE 01NOV2021 and RHINE 28OCT2021

Program: root/clinical_studies/RO6867461/CDT70122/share/ACE_pool_DME_CSR_Final/prod/program/t_ae_raw.sas
Output: root/clinical_studies/RO6867461/CDT70122/share/ACE_pool_DME_CSR_Final/prod/output_saf_bc/t_ae_raw_sg2_AESIBbSER_SEBC_OCTNOV2021_DME.xls
15JUL2022 9:42

POPULATION: Safety-Evaluable Population B vs. C
ENDPOINT: Retinal Vascular Occlusive Disease (Fellow Eye, Serious) throughout the Entire Study
MODEL: Unadjusted Analysis
STUDY: GR40349 & GR40398
Forest Plot of Relative Risk

Study	Total n	Aflibercept (N=625) n	Aflibercept (N=625) n Responder	Faricimab (PTI) (N=632) n	Faricimab (PTI) (N=632) n Responder	Relative Risk	95% CI
All Patients	1257	625	1	632	0	0.00	(0.00, NE)
Study							
Rhine	633	314	0	319	0	NE	NE
Yosemite	624	311	1	313	0	0.00	(0.00, NE)

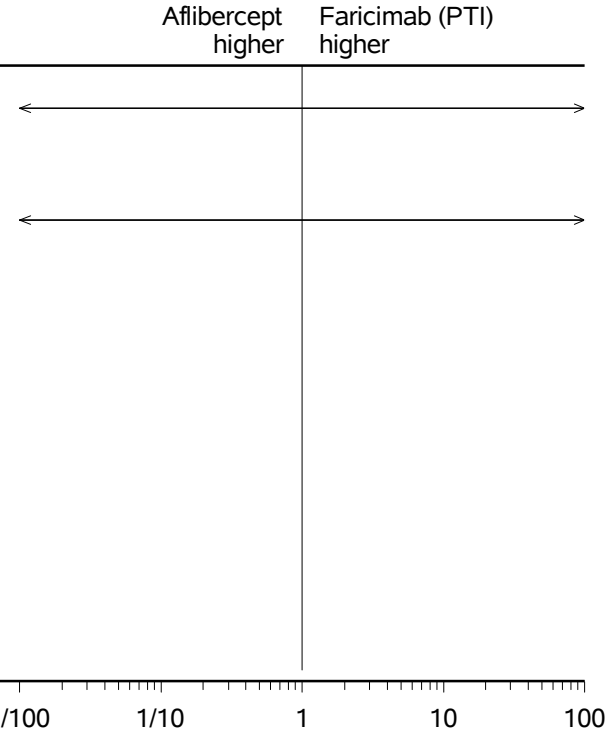

Retinal Vascular Occlusive events include Arterial occlusive disease, Retinal artery embolism, Retinal artery occlusion, Retinal vein occlusion, and Venous occlusion.
Clinical cut-off: YOSEMITE 01NOV2021 and RHINE 28OCT2021
Program: root/clinical_studies/RO6867461/CDT70122/share/ACE_pool_DME_Base/prod/program/g_forest_rr.sas
Output: root/clinical_studies/RO6867461/CDT70122/share/ACE_pool_DME_CSR_Final/prod/output_saf_bc/g_forest_rr_AESI8bSER_SEBC_OCTNOV2021_DME.pdf 06OCT2022 19:12

POPULATION: Safety-Evaluable Population B vs. C
ENDPOINT: Retinal Vascular Occlusive Disease (Fellow Eye, Serious) throughout the Entire Study
MODEL: Unstratified Analysis
STUDY: GR40349 & GR40398
Forest Plot of Odds Ratio

Study	Total n	Aflibercept (N=625) n	Aflibercept (N=625) n Responder	Faricimab (PTI) (N=632) n	Faricimab (PTI) (N=632) n Responder	Odds Ratio	95% CI
All Patients	1257	625	1	632	0	0.00	(0.00, NE)
Study							
Rhine	633	314	0	319	0	NE	NE
Yosemite	624	311	1	313	0	0.00	(0.00, NE)

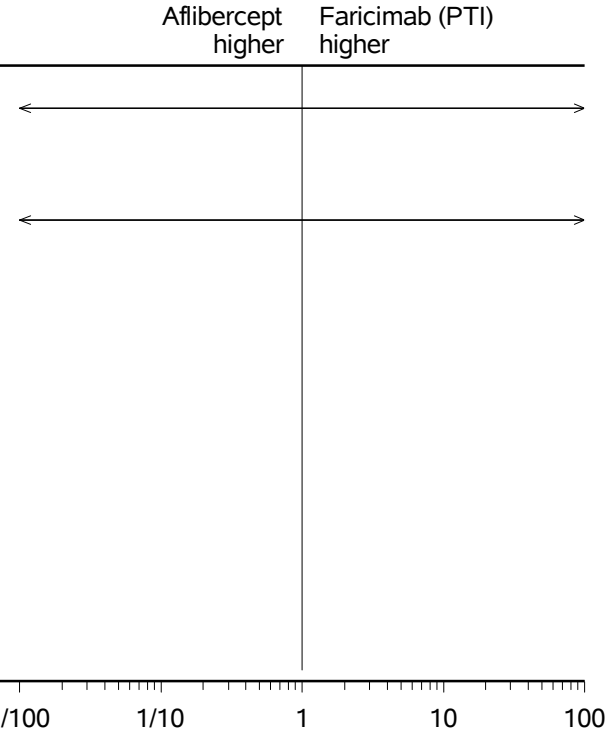

Retinal Vascular Occlusive events include Arterial occlusive disease, Retinal artery embolism, Retinal artery occlusion, Retinal vein occlusion, and Venous occlusion.

Clinical cut-off: YOSEMITE 01NOV2021 and RHINE 28OCT2021

Program: root/clinical_studies/RO6867461/CDT70122/share/ACE_pool_DME_Base/prod/program/g_forest_or.sas
Output: root/clinical_studies/RO6867461/CDT70122/share/ACE_pool_DME_CSR_Final/prod/output_saf_bc/g_forest_or_AESI8bSER_SEBC_OCTNOV2021_DME.pdf 04OCT2022 17:03

POPULATION: Safety-Evaluable Population B vs. C
ENDPOINT: Retinal Vascular Occlusive Disease (Fellow Eye, Serious) throughout the Entire Study
MODEL: Unstratified analysis
STUDY: GR40349 & GR40398
Dichotomous Analysis by Subgroups (Safety)

		Faricimab (PTI) (N=632)				Aflibercept (N=625)				Faricimab (PTI) vs. Aflibercept																		Aflibercept vs. Faricimab (PTI)					
		Patients		Patients with Event		Patients		Patients with Event		Odds Ratio					Absolute Risk Difference						Relative Risk							Relative Risk					
Name	Level	n	%	n	%	n	%	n	%	Odds Ratio		Convergence Reason	95% Lower CL	95% Upper CL	Absolute Risk		Convergence Reason	95% Lower CL	95% Upper CL	Relative Risk		Convergence Reason	95% Lower CL	95% Upper CL	p-value (Cochran-Mantel-Haenszel)	Interaction Test p-value (likelihood ratio)	Relative Risk		Convergence Reason	95% Lower CL	95% Upper CL	
All	n/a	632	100,0	0	0	625	100,0	1	0,2		*	Quasi-complete separation of data points detected.				*	WARNING: The relative Hessian convergence criterion of 90.646464276 is greater than the limit of 0.0001. The convergence is questionable.			0,00		Algorithm converged.	0,00	NE	0,3148		>999.99		Algorithm converged.	0,00	NE
Sex	Male	396	62,7	0	0	363	58,1	0	0,0	NE			NE	NE	NE		NE	NE	NE	NE		NE	NE	NE	NE	NE	NE		NE	NE	NE
	Female	236	37,3	0	0	262	41,9	1	0,4		*	Quasi-complete separation of data points detected.				*	ERROR: Error in computing the link function, its derivatives, or the variance function.			0,00		Algorithm converged.	0,00	NE	0,3426		>999.99		Algorithm converged.	0,00	NE
Age	< 65 years	352	55,7	0	0	362	57,9	1	0,3		*	Quasi-complete separation of data points detected.				*	ERROR: Error in computing the link function, its derivatives, or the variance function.			0,00		Algorithm converged.	0,00	NE	0,3241	NE	>999.99		Algorithm converged.	0,00	NE
	>= 65 years	280	44,3	0	0	263	42,1	0	0,0	NE			NE	NE	NE		NE	NE	NE	NE		NE	NE	NE	NE		NE		NE	NE	NE
Baseline BCVA ETDRS letter score	< 64 letters	281	44,5	0	0	284	45,4	1	0,4		*	Quasi-complete separation of data points detected.				*	ERROR: The mean parameter is either invalid or at a limit of its range for some observations.			0,00		Algorithm converged.	0,00	NE	0,3199	NE	>999.99		Algorithm converged.	0,00	NE
	>= 64 letters	349	55,2	0	0	341	54,6	0	0,0	NE			NE	NE	NE		NE	NE	NE	NE		NE	NE	NE	NE		NE		NE	NE	NE
	Missing	2	0,3	0	0	0	0,0	0	0,0	NE			NE	NE	NE		NE	NE	NE	NE		NE	NE	NE	NE		NE		NE	NE	NE
Geographic region	Europe	219	34,7	0	0	218	34,9	0	0,0	NE			NE	NE	NE		NE	NE	NE	NE		NE	NE	NE	NE		NE		NE	NE	NE
	America	344	54,4	0	0	339	54,2	1	0,3		*	Quasi-complete separation of data points detected.				*	ERROR: The mean parameter is either invalid or at a limit of its range for some observations.			0,00		Algorithm converged.	0,00	NE	0,3138		>999.99		Algorithm converged.	0,00	NE
	Asia Pacific (inc. Australia)	69	10,9	0	0	68	10,9	0	0,0	NE			NE	NE	NE		NE	NE	NE	NE		NE	NE	NE	NE		NE		NE	NE	NE

Test for interaction based on RR (Log-binomial regression)
* indicates convergence problem. Result is uninterpretable.
Retinal Vascular Occlusive events include Arterial occlusive disease, Retinal artery embolism, Retinal artery occlusion, Retinal vein occlusion, and Venous occlusion.
Clinical cut-off: YOSEMITE 01NOV2021 and RHINE 28OCT2021

Program: root/clinical_studies/RO6867461/CDT70122/share/ACE_pool_DME_CSR_Final/prod/program/t_ae_raw.sas
Output: root/clinical_studies/RO6867461/CDT70122/share/ACE_pool_DME_CSR_Final/prod/output_saf_bc/t_ae_raw_sg_AESIBbSER_SEBC_OCTNOV2021_DME.xls
15JUL2022 9:30

POPULATION: Safety-Evaluable Population B vs. C
ENDPOINT: Cases of potential drug-induced liver injury that include an elevated ALT or AST in combination with either an elevated bilirubin or clinical jaundice through Week 56
MODEL: Unstratified analysis
STUDY: GM40349 & GM40398
Dichotomous Analysis by Subgroups (Safety)

		Faricimab (PTI) (N=632)				Aflibercept (N=625)				Faricimab (PTI) vs. Aflibercept																Aflibercept vs. Faricimab (PTI)			
		Patients		Patients with Event		Patients		Patients with Event		Odds Ratio					Absolute Risk Difference					Relative Risk							Relative Risk			
Name	Level	n	%	n	%	n	%	n	%	Odds Ratio		Convergence Reason	95% Lower CL	95% Upper CL	Absolute Risk		Convergence Reason	95% Lower CL	95% Upper CL	Relative Risk		Convergence Reason	95% Lower CL	95% Upper CL	p-value (Cochran-Mantel-Haenszel)	Interaction Test p-value (likelihood ratio)	Relative Risk		Convergence Reason	95% Lower CL	95% Upper CL
All	n/a	632	100,0	0	0	625	100,0	1	0,2		*	Quasi-complete separation of data points detected.				*	WARNING: The relative Hessian convergence criterion of 90.6464664276 is greater than the limit of 0.0001. The convergence is questionable.			0,00		Algorithm converged.	0,00	NE	0,3146		>999.99		Algorithm converged.	0,00	NE
Study	Rhine	319	50,5	0	0	314	50,2	0	0,0	NE			NE	NE	NE		NE	NE	NE	NE		NE	NE	NE	NE	NE	NE		NE	NE	NE
	Yosemite	313	49,5	0	0	311	49,8	1	0,3		*	Quasi-complete separation of data points detected.				*	ERROR: The mean parameter is either invalid or at a limit of its range for some observations.			0,00		Algorithm converged.	0,00	NE	0,3158		>999.99		Algorithm converged.	0,00	NE

Includes AEs with onset up to Day 405 (last day of Week 56 analysis visit window).
Test for interaction based on RR (Log-binomial regression)
* indicates convergence problem. Result is uninterpretable.
Clinical cut-off: YOSEMITE 01NOV2021 and RHINE 28OCT2021

Program: root/clinical_studies/RO6867461/CDT70122/share/ACE_pool_DME_CSR_Final/prod/program/t_ae_raw.sas
Output: root/clinical_studies/RO6867461/CDT70122/share/ACE_pool_DME_CSR_Final/prod/output_saf_bc/t_ae_raw_sg_AESI1_AEW56_SEBC_OCTNOV2021_DME.xls
11AUG2022 16:33

POPULATION: Safety-Evaluable Population B vs. C
ENDPOINT: Cases of potential drug-induced liver injury that include an elevated ALT or AST in combination with either an elevated bilirubin or clinical jaundice through Week 56
MODEL: Unadjusted Analysis
STUDY: GR40349 & GR40398
Forest Plot of Relative Risk

Study	Total n	Aflibercept (N=625) n	Aflibercept (N=625) n Responder	Faricimab (PTI) (N=632) n	Faricimab (PTI) (N=632) n Responder	Relative Risk	95% CI
All Patients	1257	625	1	632	0	0.00	(0.00, NE)
Study							
Rhine	633	314	0	319	0	NE	NE
Yosemite	624	311	1	313	0	0.00	(0.00, NE)

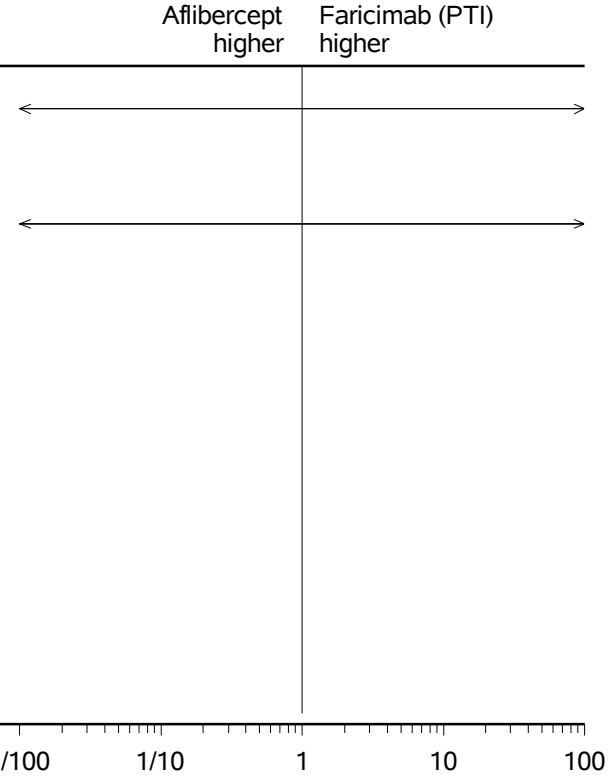

Clinical cut-off: YOSEMITE 01NOV2021 and RHINE 28OCT2021
Program: root/clinical_studies/RO6867461/CDT70122/share/ACE_pool_DME_Base/prod/program/g_forest_rr.sas
Output: root/clinical_studies/RO6867461/CDT70122/share/ACE_pool_DME_CSR_Final/prod/output_saf_bc/g_forest_rr_AESI1_AEW56_SEBC_OCTNOV2021_DME.pdf 06OCT2022 17:58

POPULATION: Safety-Evaluable Population B vs. C
ENDPOINT: Cases of potential drug-induced liver injury that include an elevated ALT or AST in combination with either an elevated bilirubin or clinical jaundice through Week 56
MODEL: Unstratified Analysis
STUDY: GR40349 & GR40398
Forest Plot of Odds Ratio

		Aflibercept (N=625)		Faricimab (PTI) (N=632)				
Study	**Total n**	**n**	**n Responder**	**n**	**n Responder**	**Odds Ratio**	**95% CI**	
All Patients	1257	625	1	632	0	0.00	(0.00, NE)	
Study								
Rhine	633	314	0	319	0	NE	NE	
Yosemite	624	311	1	313	0	0.00	(0.00, NE)	

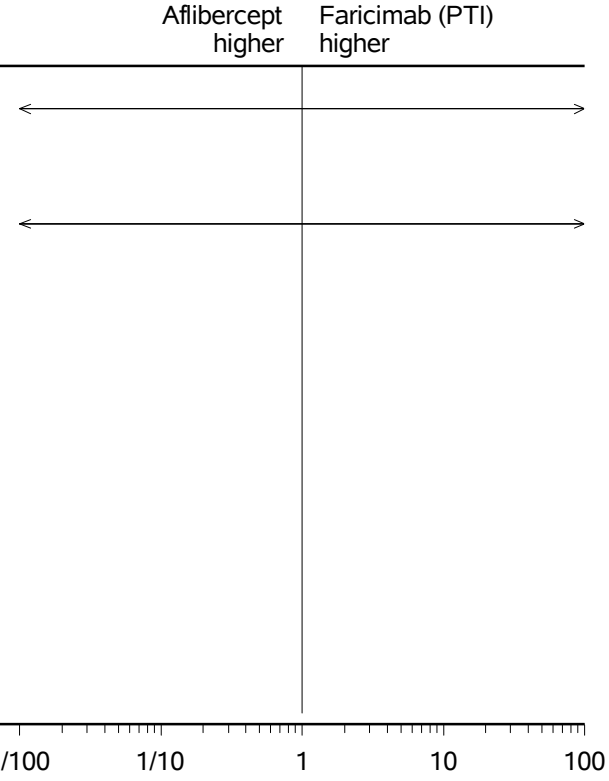

Clinical cut-off: YOSEMITE 01NOV2021 and RHINE 28OCT2021
Program: root/clinical_studies/RO6867461/CDT70122/share/ACE_pool_DME_Base/prod/program/g_forest_or.sas
Output: root/clinical_studies/RO6867461/CDT70122/share/ACE_pool_DME_CSR_Final/prod/output_saf_bc/g_forest_or_AESI1_AEW56_SEBC_OCTNOV2021_DME.pdf 04OCT2022 16:10

POPULATION: Safety-Evaluable Population B vs. C
ENDPOINT: Cases of potential drug-induced liver injury that include an elevated ALT or AST in combination with either an elevated bilirubin or clinical jaundice through Week 56
MODEL: Unstratified analysis
STUDY: GM40349 & GM40398
Dichotomous Analysis by Subgroups (Safety)

		Faricimab (PTI) (N=632)				Aflibercept (N=625)				Faricimab (PTI) vs. Aflibercept															Aflibercept vs. Faricimab (PTI)				
		Patients		Patients with Event		Patients		Patients with Event		Odds Ratio					Absolute Risk Difference					Relative Risk						Relative Risk				
Name	Level	n	%	n	%	n	%	n	%	Odds Ratio		Convergence Reason	95% Lower CL	95% Upper CL	Absolute Risk		Convergence Reason	95% Lower CL	95% Upper CL	Relative Risk		Convergence Reason	95% Lower CL	95% Upper CL	p-value (Cochran-Mantel-Haenszel)	Interaction Test p-value (likelihood ratio)	Relative Risk		Convergence Reason	95% Lower CL	95% Upper CL
All	n/a	632	100,0	0	0	625	100,0	1	0,2		*	Quasi-complete separation of data points detected.				*	WARNING: The relative Hessian convergence criterion of 90.64464276 is greater than the limit of 0.0001. The convergence is questionable.			0,00		Algorithm converged.	0,00	NE	0,3148		>999.99		Algorithm converged.	0,00	NE
Sex	Male	396	62,7	0	0	363	58,1	0	0,0	NE			NE	NE	NE		NE	NE	NE	NE		NE	NE	NE	NE		NE		NE	NE	NE
	Female	236	37,3	0	0	262	41,9	1	0,4		*	Quasi-complete separation of data points detected.				*	ERROR: Error in computing the link function, its derivatives, or the variance function.			0,00		Algorithm converged.	0,00	NE	0,3425		>999.99		Algorithm converged.	0,00	NE
Age	< 65 years	352	55,7	0	0	362	57,9	0	0,0	NE			NE	NE	NE		NE	NE	NE	NE		NE	NE	NE	NE		NE		NE	NE	NE
	>= 65 years	280	44,3	0	0	263	42,1	1	0,4		*	Quasi-complete separation of data points detected.				*	ERROR: The mean parameter is either invalid or at a limit of its range for some observations.			0,00		Algorithm converged.	0,00	NE	0,3023		>999.99		Algorithm converged.	0,00	NE
Baseline BCVA ETDRS letter score	< 64 letters	281	44,5	0	0	284	45,4	1	0,4		*	Quasi-complete separation of data points detected.				*	ERROR: The mean parameter is either invalid or at a limit of its range for some observations.			0,00		Algorithm converged.	0,00	NE	0,3199	NE	>999.99		Algorithm converged.	0,00	NE
	>= 64 letters	349	55,2	0	0	341	54,6	0	0,0	NE			NE	NE	NE		NE	NE	NE	NE		NE	NE	NE	NE		NE		NE	NE	NE
	Missing	2	0,3	0	0	0	0,0	0	0,0	NE			NE	NE	NE		NE	NE	NE	NE		NE	NE	NE	NE		NE		NE	NE	NE
Geographic region	Europe	219	34,7	0	0	218	34,9	0	0,0	NE			NE	NE	NE		NE	NE	NE	NE		NE	NE	NE	NE		NE		NE	NE	NE
	America	344	54,4	0	0	339	54,2	1	0,3		*	Quasi-complete separation of data points detected.				*	ERROR: The mean parameter is either invalid or at a limit of its range for some observations.			0,00		Algorithm converged.	0,00	NE	0,3138		>999.99		Algorithm converged.	0,00	NE
	Asia Pacific (inc. Australia)	69	10,9	0	0	68	10,9	0	0,0	NE			NE	NE	NE		NE	NE	NE	NE		NE	NE	NE	NE		NE		NE	NE	NE

Includes AEs with onset up to Day 405 (last day of Week 56 analysis visit window).
Test for interaction based on RR (Log-binomial regression)
* indicates convergence problem. Result is uninterpretable.
Clinical cut-off: YOSEMITE 01NOV2021 and RHINE 28OCT2021

Program: root/clinical_studies/RO6867461/CDT70122/share/ACE_pool_DME_CSR_Final/prod/program/t_ae_raw.sas
Output: root/clinical_studies/RO6867461/CDT70122/share/ACE_pool_DME_CSR_Final/prod/output_saf_bc/t_ae_raw_sg_AESI1_AEW56_SEBC_OCTNOV2021_DME.xls
11AUG2022 16:33

POPULATION: Safety-Evaluable Population B vs. C
ENDPOINT: Cases of potential drug-induced liver injury that include an elevated ALT or AST in combination with either an elevated bilirubin or clinical jaundice throughout the Entire Study
MODEL: Unstratified analysis
STUDY: GM40349 & GM40398
Dichotomous Analysis by Subgroups (Safety)

		Faricimab (PTI) (N=632)				Aflibercept (N=625)				Faricimab (PTI) vs. Aflibercept																		Aflibercept vs. Faricimab (PTI)				
		Patients		Patients with Event		Patients		Patients with Event		Odds Ratio						Absolute Risk Difference						Relative Risk						Relative Risk				
Name	Level	n	%	n	%	n	%	n	%	Odds Ratio		Convergence Reason	95% Lower CL	95% Upper CL	Absolute Risk		Convergence Reason	95% Lower CL	95% Upper CL	Relative Risk		Convergence Reason	95% Lower CL	95% Upper CL	p-value (Cochran-Mantel-Haenszel)	Interaction Test p-value (likelihood ratio)	Relative Risk		Convergence Reason	95% Lower CL	95% Upper CL
All	n/a	632	100,0	0	0	625	100,0	1	0,2		*	Quasi-complete separation of data points detected.				*	WARNING: The relative Hessian convergence criterion of 90.6464464276 is greater than the limit of 0.0001. The convergence is questionable.			0,00		Algorithm converged.	0,00	NE	0,3146		>999.99		Algorithm converged.	0,00	NE
Study	Rhine	318	50,5	0	0	314	50,2	0	0,0	NE			NE	NE	NE		NE	NE	NE	NE		NE	NE	NE	NE		NE		NE	NE	NE
	Yosemite	313	49,5	0	0	311	49,8	1	0,3		*	Quasi-complete separation of data points detected.				*	ERROR: The mean parameter is either invalid or at a limit of its range for some observations.			0,00		Algorithm converged.	0,00	NE	0,3158		>999.99		Algorithm converged.	0,00	NE

Test for interaction based on RR (Log-binomial regression)
* indicates convergence problem. Result is uninterpretable.
Clinical cut-off: YOSEMITE 01NOV2021 and RHINE 28OCT2021

Program: root/global/globalshare/morse_macros/current/prod/program/t_ae_raw.sas
Output: root/clinical_studies/RO6867461/CDT70122/share/ACE_pool_DME_CSR_Final/prod/output_saf_bc/t_ae_raw_sg2_AESI1_SEBC_OCTNOV2021_DME.xls
14MAR2022 17:39

POPULATION: Safety-Evaluable Population B vs. C
ENDPOINT: Cases of potential drug-induced liver injury that include an elevated ALT or AST in combination with either an elevated bilirubin or clinical jaundice throughout the Entire Study
MODEL: Unadjusted Analysis
STUDY: GR40349 & GR40398
Forest Plot of Relative Risk

Study	Total n	Aflibercept (N=625) n	Aflibercept (N=625) Responder	Faricimab (PTI) (N=632) n	Faricimab (PTI) (N=632) Responder	Relative Risk	95% CI
All Patients	1257	625	1	632	0	0.00	(0.00, NE)
Study							
Rhine	633	314	0	319	0	NE	NE
Yosemite	624	311	1	313	0	0.00	(0.00, NE)

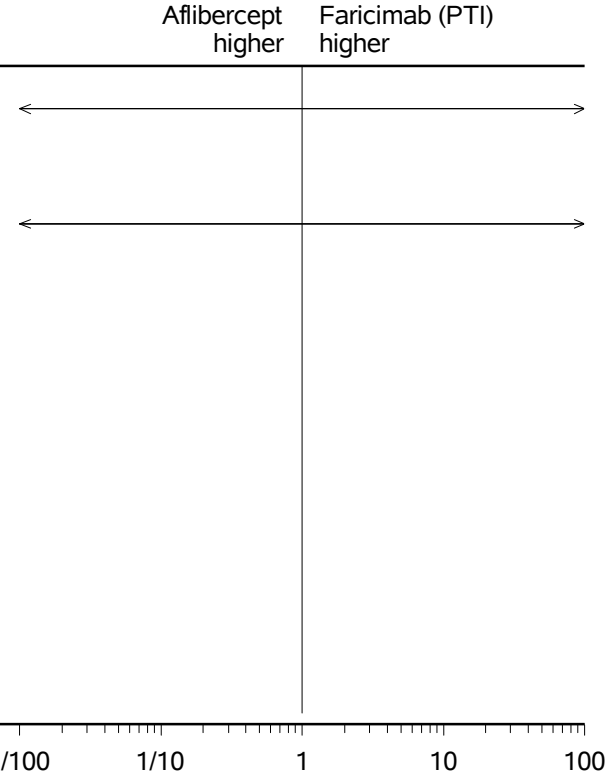

Clinical cut-off: YOSEMITE 01NOV2021 and RHINE 28OCT2021
Program: root/clinical_studies/RO6867461/CDT70122/share/ACE_pool_DME_Base/prod/program/g_forest_rr.sas
Output: root/clinical_studies/RO6867461/CDT70122/share/ACE_pool_DME_CSR_Final/prod/output_saf_bc/g_forest_rr_AESI1_SEBC_OCTNOV2021_DME.pdf 06OCT2022 17:59

POPULATION: Safety-Evaluable Population B vs. C

ENDPOINT: Cases of potential drug-induced liver injury that include an elevated ALT or AST in combination with either an elevated bilirubin or clinical jaundice throughout the Entire Study

MODEL: Unstratified Analysis

STUDY: GR40349 & GR40398

Forest Plot of Odds Ratio

		Aflibercept (N=625)		Faricimab (PTI) (N=632)				
Study	**Total n**	**n**	**n Responder**	**n**	**n Responder**	**Odds Ratio**	**95% CI**	
All Patients	1257	625	1	632	0	0.00	(0.00, NE)	
Study								
Rhine	633	314	0	319	0	NE	NE	
Yosemite	624	311	1	313	0	0.00	(0.00, NE)	

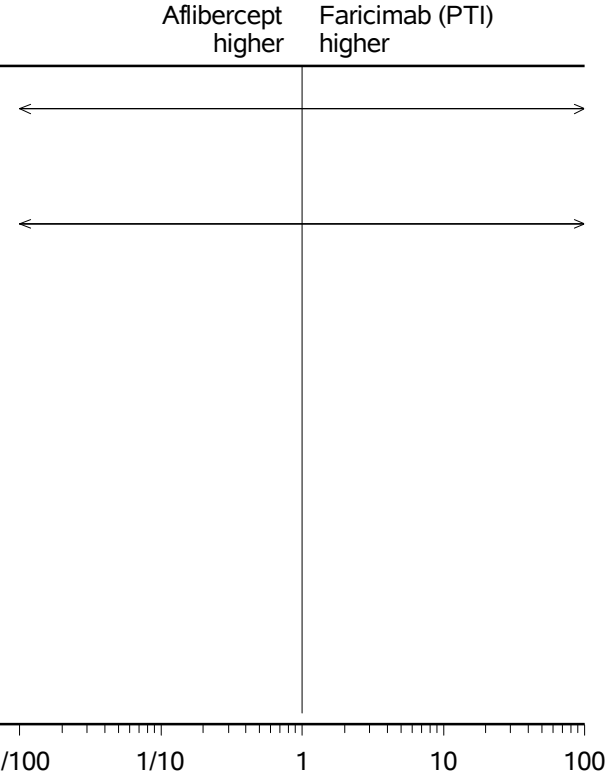

Clinical cut-off: YOSEMITE 01NOV2021 and RHINE 28OCT2021

Program: root/clinical_studies/RO6867461/CDT70122/share/ACE_pool_DME_Base/prod/program/g_forest_or.sas

Output: root/clinical_studies/RO6867461/CDT70122/share/ACE_pool_DME_CSR_Final/prod/output_saf_bc/g_forest_or_AESI1_SEBC_OCTNOV2021_DME.pdf 04OCT2022 16:11

POPULATION: Safety-Evaluable Population B vs. C
ENDPOINT: Cases of potential drug-induced liver injury that include an elevated ALT or AST in combination with either an elevated bilirubin or clinical jaundice throughout the Entire Study
MODEL: Unstratified analysis
STUDY: GR40349 & GR40398
Dichotomous Analysis by Subgroups (Safety)

		Faricimab (PTI) (N=632)				Aflibercept (N=625)				Faricimab (PTI) vs. Aflibercept													Aflibercept vs. Faricimab (PTI)			
		Patients		Patients with Event		Patients		Patients with Event		Odds Ratio				Absolute Risk Difference				Relative Risk					Relative Risk			
Name	Level	n	%	n	%	n	%	n	%	Odds Ratio		Convergence Reason	95% Lower CL	95% Upper CL	Absolute Risk		Convergence Reason	95% Lower CL	95% Upper CL	Relative Risk	Convergence Reason	95% Lower CL	95% Upper CL	p-value (Cochran-Mantel-Haenszel)	Interaction Test p-value (likelihood ratio)	Relative Risk		Convergence Reason	95% Lower CL	95% Upper CL
All	n/a	632	100,0	0	0	625	100,0	1	0,2		*	Quasi-complete separation of data points detected.				*	WARNING: The relative Hessian convergence criterion of 90.6464664276 is greater than the limit of 0.0001. The convergence is questionable.			0,00	Algorithm converged.	0,00	NE	0,3146		>999.99		Algorithm converged.	0,00	NE
Sex	Male	396	62,7	0	0	363	58,1	0	0,0	NE			NE	NE	NE		NE	NE	NE	NE	NE	NE	NE	NE	NE	NE		NE	NE	NE
	Female	236	37,3	0	0	262	41,9	1	0,4		*	Quasi-complete separation of data points detected.				*	ERROR: Error in computing the link function, its derivatives, or the variance function.			0,00	Algorithm converged.	0,00	NE	0,3426		>999.99		Algorithm converged.	0,00	NE
Age	< 65 years	352	55,7	0	0	362	57,9	0	0,0	NE			NE	NE	NE		NE	NE	NE	NE	NE	NE	NE	NE	NE	NE		NE	NE	NE
	>= 65 years	280	44,3	0	0	263	42,1	1	0,4		*	Quasi-complete separation of data points detected.				*	ERROR: The mean parameter is either invalid or at a limit of its range for some observations.			0,00	Algorithm converged.	0,00	NE	0,3022		>999.99		Algorithm converged.	0,00	NE
Baseline BCVA ETDRS letter score	< 64 letters	281	44,5	0	0	284	45,4	1	0,4		*	Quasi-complete separation of data points detected.				*	ERROR: The mean parameter is either invalid or at a limit of its range for some observations.			0,00	Algorithm converged.	0,00	NE	0,3199		>999.99		Algorithm converged.	0,00	NE
	>= 64 letters	349	55,2	0	0	341	54,6	0	0,0	NE			NE	NE	NE		NE	NE	NE	NE	NE	NE	NE	NE		NE		NE	NE	NE
	Missing	2	0,3	0	0	0	0,0	0	0,0	NE			NE	NE	NE		NE	NE	NE	NE	NE	NE	NE	NE		NE		NE	NE	NE
Geographic region	Europe	219	34,7	0	0	218	34,9	0	0,0	NE			NE	NE	NE		NE	NE	NE	NE	NE	NE	NE	NE	NE	NE		NE	NE	NE
	America	344	54,4	0	0	339	54,2	1	0,3		*	Quasi-complete separation of data points detected.				*	ERROR: The mean parameter is either invalid or at a limit of its range for some observations.			0,00	Algorithm converged.	0,00	NE	0,3138		>999.99		Algorithm converged.	0,00	NE
	Asia Pacific (inc. Australia)	69	10,9	0	0	68	10,9	0	0,0	NE			NE	NE	NE		NE	NE	NE	NE	NE	NE	NE	NE		NE		NE	NE	NE

Test for interaction based on RR (Log-binomial regression)
* indicates convergence problem. Result is uninterpretable.
Clinical cut-off: YOSEMITE 01NOV2021 and RHINE 28OCT2021

Program: root/global/globalshare/morse_macros/current/prod/program/t_ae_raw.sas
Output: root/clinical_studies/RO6867461/CDT70122/share/ACE_pool_DME_CSR_Final/prod/output_saf_bc/t_ae_raw_sg_AESI1_SEBC_OCTNOV2021_DME.xls
14MAR2022 15:21

POPULATION: Safety-Evaluable Population B vs. C
ENDPOINT: Suspected transmission of an infectious agent by the study drug (Study Eye) through Week 56
MODEL: Unstratified analysis
STUDY: GR40349 & GR40398
Dichotomous Analysis by Subgroups (Safety)

Null Report: No results could be derived for this output.

Includes AEs with onset up to Day 405 (last day of Week 56 analysis visit window).
Test for interaction based on RR (Log-binomial regression)
* indicates convergence problem. Result is uninterpretable.
Clinical cut-off: YOSEMITE 01NOV2021 and RHINE 28OCT2021

Program: root/clinical_studies/RO6867461/CDT70122/share/ACE_pool_DME_CSR_Final/prod/program/t_ae_raw.sas
Output: root/clinical_studies/RO6867461/CDT70122/share/ACE_pool_DME_CSR_Final/prod/output_saf_bc/t_ae_raw_sg2_AESI2a_AEW56_SEBC_OCTNOV2021_DME.xls
26AUG2022 11:04

POPULATION: Safety-Evaluable Population B vs. C
ENDPOINT: Suspected transmission of an infectious agent by the study drug (Study Eye) through Week 56
MODEL: Unstratified analysis
STUDY: GR40349 & GR40398
Dichotomous Analysis by Subgroups (Safety)

Null Report: No results could be derived for this output.

Includes AEs with onset up to Day 405 (last day of Week 56 analysis visit window).
Test for interaction based on RR (Log-binomial regression)
* indicates convergence problem. Result is uninterpretable.
Clinical cut-off: YOSEMITE 01NOV2021 and RHINE 28OCT2021

Program: root/clinical_studies/RO6867461/CDT70122/share/ACE_pool_DME_CSR_Final/prod/program/t_ae_raw.sas
Output: root/clinical_studies/RO6867461/CDT70122/share/ACE_pool_DME_CSR_Final/prod/output_saf_bc/t_ae_raw_sg_AESI2a_AEW56_SEBC_OCTNOV2021_DME.xls
26AUG2022 10:52

POPULATION: Safety-Evaluable Population B vs. C
ENDPOINT: Suspected transmission of an infectious agent by the study drug (Study Eye) throughout the Entire Study
MODEL: Unstratified analysis
STUDY: GR40349 & GR40398
Dichotomous Analysis by Subgroups (Safety)

Null Report: No results could be derived for this output.

Test for interaction based on RR (Log-binomial regression)
* indicates convergence problem. Result is uninterpretable.
Clinical cut-off: YOSEMITE 01NOV2021 and RHINE 28OCT2021

Program: root/global/globalshare/morse_macros/current/prod/program/t_ae_raw.sas
Output: root/clinical_studies/RO6867461/CDT70122/share/ACE_pool_DME_CSR_Final/prod/output_saf_bc/t_ae_raw_sg2_AESI2a_SEBC_OCTNOV2021_DME.xls
14MAR2022 17:42

POPULATION: Safety-Evaluable Population B vs. C
ENDPOINT: Suspected transmission of an infectious agent by the study drug (Study Eye) throughout the Entire Study
MODEL: Unstratified analysis
STUDY: GR40349 & GR40398
Dichotomous Analysis by Subgroups (Safety)

Null Report: No results could be derived for this output.

Test for interaction based on RR (Log-binomial regression)
* indicates convergence problem. Result is uninterpretable.
Clinical cut-off: YOSEMITE 01NOV2021 and RHINE 28OCT2021

Program: root/global/globalshare/morse_macros/current/prod/program/t_ae_raw.sas
Output: root/clinical_studies/RO6867461/CDT70122/share/ACE_pool_DME_CSR_Final/prod/output_saf_bc/t_ae_raw_sg_AESI2a_SEBC_OCTNOV2021_DME.xls
14MAR2022 15:24

POPULATION: Safety-Evaluable Population B vs. C
ENDPOINT: Suspected transmission of an infectious agent by the study drug (Fellow Eye) through Week 56
MODEL: Unstratified analysis
STUDY: GR40349 & GR40398
Dichotomous Analysis by Subgroups (Safety)

Null Report: No results could be derived for this output.

Includes AEs with onset up to Day 405 (last day of Week 56 analysis visit window).
Test for interaction based on RR (Log-binomial regression)
* indicates convergence problem. Result is uninterpretable.
Clinical cut-off: YOSEMITE 01NOV2021 and RHINE 28OCT2021

Program: root/clinical_studies/RO6867461/CDT70122/share/ACE_pool_DME_CSR_Final/prod/program/t_ae_raw.sas
Output: root/clinical_studies/RO6867461/CDT70122/share/ACE_pool_DME_CSR_Final/prod/output_saf_bc/t_ae_raw_sg2_AESI2b_AEW56_SEBC_OCTNOV2021_DME.xls
26AUG2022 11:07

POPULATION: Safety-Evaluable Population B vs. C
ENDPOINT: Suspected transmission of an infectious agent by the study drug (Fellow Eye) through Week 56
MODEL: Unstratified analysis
STUDY: GR40349 & GR40398
Dichotomous Analysis by Subgroups (Safety)

Null Report: No results could be derived for this output.

Includes AEs with onset up to Day 405 (last day of Week 56 analysis visit window).
Test for interaction based on RR (Log-binomial regression)
* indicates convergence problem. Result is uninterpretable.
Clinical cut-off: YOSEMITE 01NOV2021 and RHINE 28OCT2021

Program: root/clinical_studies/RO6867461/CDT70122/share/ACE_pool_DME_CSR_Final/prod/program/t_ae_raw.sas
Output: root/clinical_studies/RO6867461/CDT70122/share/ACE_pool_DME_CSR_Final/prod/output_saf_bc/t_ae_raw_sg_AESI2b_AEW56_SEBC_OCTNOV2021_DME.xls
26AUG2022 10:54

POPULATION: Safety-Evaluable Population B vs. C
ENDPOINT: Suspected transmission of an infectious agent by the study drug (Fellow Eye) throughout the Entire Study
MODEL: Unstratified analysis
STUDY: GR40349 & GR40398
Dichotomous Analysis by Subgroups (Safety)

Null Report: No results could be derived for this output.

Test for interaction based on RR (Log-binomial regression)
* indicates convergence problem. Result is uninterpretable.
Clinical cut-off: YOSEMITE 01NOV2021 and RHINE 28OCT2021

Program: root/global/globalshare/morse_macros/current/prod/program/t_ae_raw.sas
Output: root/clinical_studies/RO6867461/CDT70122/share/ACE_pool_DME_CSR_Final/prod/output_saf_bc/t_ae_raw_sg2_AESI2b_SEBC_OCTNOV2021_DME.xls
14MAR2022 17:55

POPULATION: Safety-Evaluable Population B vs. C
ENDPOINT: Suspected transmission of an infectious agent by the study drug (Fellow Eye) throughout the Entire Study
MODEL: Unstratified analysis
STUDY: GR40349 & GR40398
Dichotomous Analysis by Subgroups (Safety)

Null Report: No results could be derived for this output.

Test for interaction based on RR (Log-binomial regression)
* indicates convergence problem. Result is uninterpretable.
Clinical cut-off: YOSEMITE 01NOV2021 and RHINE 28OCT2021

Program: root/global/globalshare/morse_macros/current/prod/program/t_ae_raw.sas
Output: root/clinical_studies/RO6867461/CDT70122/share/ACE_pool_DME_CSR_Final/prod/output_saf_bc/t_ae_raw_sg_AESI2b_SEBC_OCTNOV2021_DME.xls
14MAR2022 15:41

POPULATION: Safety-Evaluable Population B vs. C
ENDPOINT: Causes a decrease of >= 30 letters in VA Score lasting more than 1 hour (Study Eye) through Week 56
MODEL: Unstratified analysis
STUDY: GM40349 & GM40398
Dichotomous Analysis by Subgroups (Safety)

		Faricimab (PTI) (N=632)				Aflibercept (N=625)				Faricimab (PTI) vs. Aflibercept																		Aflibercept vs. Faricimab (PTI)			
		Patients		Patients with Event		Patients		Patients with Event		Odds Ratio				Absolute Risk Difference					Relative Risk									Relative Risk				
Name	Level	n	%	n	%	n	%	n	%	Odds Ratio		Convergence Reason	95% Lower CL	95% Upper CL	Absolute Risk		Convergence Reason	95% Lower CL	95% Upper CL	Relative Risk		Convergence Reason	95% Lower CL	95% Upper CL	p-value (Cochran-Mantel-Haenszel)	Interaction Test p-value (likelihood ratio)	Relative Risk		Convergence Reason	95% Lower CL	95% Upper CL
All	n/a	632	100,0	8	1,3	625	100,0	3	0,5	2,66		Convergence criterion (GCONV=1E-8) satisfied.	0,70	10,07	0,008		Algorithm converged.	-0,002	0,018	2,64		Algorithm converged.	0,70	9,89	0,1349		0,38		Algorithm converged.	0,10	1,42
Study	Rhine	318	50,5	6	1,9	314	50,2	2	0,6	2,99		Convergence criterion (GCONV=1E-8) satisfied.	0,60	14,93	0,012		Algorithm converged.	-0,005	0,030	2,95		Algorithm converged.	0,60	14,52	0,1616	0,7891	0,34		Algorithm converged.	0,07	1,67
	Yosemite	313	49,5	2	0,6	311	49,8	1	0,3	1,99		Convergence criterion (GCONV=1E-8) satisfied.	0,18	22,10	0,003		Algorithm converged.	-0,008	0,014	1,99		Algorithm converged.	0,18	21,80	0,5668		0,50		Algorithm converged.	0,05	5,52

Includes AEs with onset up to Day 405 (last day of Week 56 analysis visit window).
Test for interaction based on RR (log-binomial regression)
* indicates convergence problem. Result is uninterpretable.
Clinical cut-off: YOSEMITE 01NOV2021 and RHINE 28OCT2021

Program: root/clinical_studies/RO6867461/CDT70122/share/ACE_pool_DME_CSR_Final/prod/program/t_ae_raw.sas
Output: root/clinical_studies/RO6867461/CDT70122/share/ACE_pool_DME_CSR_Final/prod/output_saf_bc/t_ae_raw_sg_AESI3a_AEW56_SEBC_OCTNOV2021_DME.xls
11AUG2022 16:40

POPULATION: Safety-Evaluable Population B vs. C
ENDPOINT: Causes a decrease of >= 30 letters in VA Score lasting more than 1 hour (Study Eye) through Week 56
MODEL: Unadjusted Analysis
STUDY: GR40349 & GR40398
Forest Plot of Relative Risk

Study	Total n	Aflibercept (N=625) n	Aflibercept (N=625) n Responder	Faricimab (PTI) (N=632) n	Faricimab (PTI) (N=632) n Responder	Relative Risk	95% CI
All Patients	1257	625	3	632	8	2.64	(0.70, 9.89)
Study							
Rhine	633	314	2	319	6	2.95	(0.60, 14.52)
Yosemite	624	311	1	313	2	1.99	(0.18, 21.80)

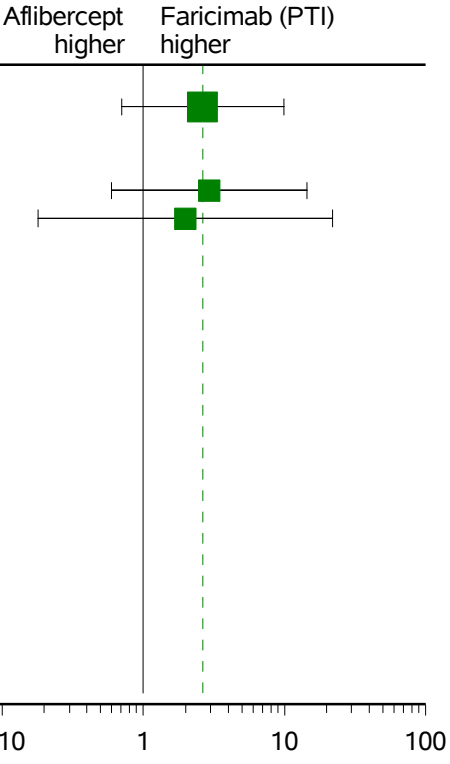

Clinical cut-off: YOSEMITE 01NOV2021 and RHINE 28OCT2021
Program: root/clinical_studies/RO6867461/CDT70122/share/ACE_pool_DME_Base/prod/program/g_forest_rr.sas
Output: root/clinical_studies/RO6867461/CDT70122/share/ACE_pool_DME_CSR_Final/prod/output_saf_bc/g_forest_rr_AESI3a_AEW56_SEBC_OCTNOV2021_DME.pdf 06OCT2022 18:04

POPULATION: Safety-Evaluable Population B vs. C
ENDPOINT: Causes a decrease of >= 30 letters in VA Score lasting more than 1 hour (Study Eye) through Week 56
MODEL: Unstratified Analysis
STUDY: GR40349 & GR40398
Forest Plot of Odds Ratio

Study	Total n	Aflibercept (N=625) n	Aflibercept (N=625) n Responder	Faricimab (PTI) (N=632) n	Faricimab (PTI) (N=632) n Responder	Odds Ratio	95% CI
All Patients	1257	625	3	632	8	2.66	(0.70, 10.07)
Study							
Rhine	633	314	2	319	6	2.99	(0.60, 14.93)
Yosemite	624	311	1	313	2	1.99	(0.18, 22.10)

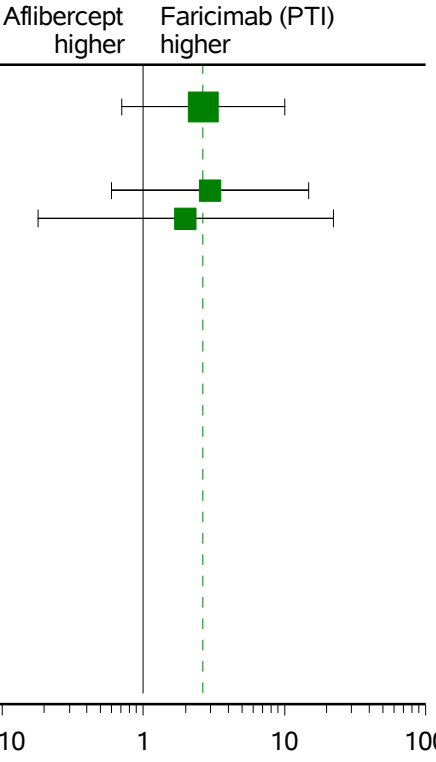

Clinical cut-off: YOSEMITE 01NOV2021 and RHINE 28OCT2021
Program: root/clinical_studies/RO6867461/CDT70122/share/ACE_pool_DME_Base/prod/program/g_forest_or.sas
Output: root/clinical_studies/RO6867461/CDT70122/share/ACE_pool_DME_CSR_Final/prod/output_saf_bc/g_forest_or_AESI3a_AEW56_SEBC_OCTNOV2021_DME.pdf 04OCT2022 16:14

POPULATION: Safety-Evaluable Population B vs. C
ENDPOINT: Causes a decrease of >= 30 letters in VA Score lasting more than 1 hour (Study Eye) through Week 56
MODEL: Unstratified analysis
STUDY: GM40349 & GM40398
Dichotomous Analysis by Subgroups (Safety)

		Faricimab (PTI) (N=632)				Aflibercept (N=625)				Faricimab (PTI) vs. Aflibercept																Aflibercept vs. Faricimab (PTI)			
		Patients		Patients with Event		Patients		Patients with Event		Odds Ratio					Absolute Risk Difference				Relative Risk							Relative Risk			
Name	Level	n	%	n	%	n	%	n	%	Odds Ratio		Convergence Reason	95% Lower CL	95% Upper CL	Absolute Risk		Convergence Reason	95% Lower CL	95% Upper CL	Relative Risk		Convergence Reason	95% Lower CL	95% Upper CL	p-value (Cochran-Mantel-Haenszel)	Interaction Test p-value (likelihood ratio)	Relative Risk		Convergence Reason	95% Lower CL	95% Upper CL
All	n/a	632	100,0	8	1,3	625	100,0	3	0,5	2,66		Convergence criterion (GCONV=1E-8) satisfied.	0,70	10,07	0,008		Algorithm converged.	-0,002	0,018	2,64		Algorithm converged.	0,70	9,89	0,1349		0,38		Algorithm converged.	0,10	1,42
Sex	Male	396	62,7	3	0,8	363	58,1	3	0,8	0,92		Convergence criterion (GCONV=1E-8) satisfied.	0,18	4,57	-0,001		Algorithm converged.	-0,013	0,012	0,92		Algorithm converged.	0,19	4,51	0,9148	0,0233	1,09		Algorithm converged.	0,22	5,37
	Female	236	37,3	5	2,1	262	41,9	0	0,0		*	Quasi-complete separation of data points detected.				*	WARNING: Negative of Hessian not positive definite.			NE		Algorithm converged.	NE	NE	0,0180		NE		Algorithm converged.	NE	NE
Age	< 65 years	352	55,7	5	1,4	362	57,9	2	0,6	2,59		Convergence criterion (GCONV=1E-8) satisfied.	0,50	13,46	0,009		Algorithm converged.	-0,006	0,023	2,57		Algorithm converged.	0,50	13,16	0,2396	0,9484	0,39		Algorithm converged.	0,08	1,99
	>= 65 years	280	44,3	3	1,1	263	42,1	1	0,4	2,84		Convergence criterion (GCONV=1E-8) satisfied.	0,29	27,45	0,007		Algorithm converged.	-0,007	0,021	2,82		Algorithm converged.	0,29	26,92	0,3470		0,35		Algorithm converged.	0,04	3,39
Baseline BCVA ETDRS letter score	< 64 letters	281	44,5	5	1,8	284	45,4	1	0,4	5,13		Convergence criterion (GCONV=1E-8) satisfied.	0,60	44,16	0,014		Algorithm converged.	-0,003	0,031	5,05		Algorithm converged.	0,59	42,98	0,0983	0,3701	0,20		Algorithm converged.	0,02	1,68
	>= 64 letters	349	55,2	3	0,9	341	54,6	2	0,6	1,47		Convergence criterion (GCONV=1E-8) satisfied.	0,24	8,83	0,003		Algorithm converged.	-0,010	0,015	1,47		Algorithm converged.	0,23	8,72	0,6726		0,68		Algorithm converged.	0,11	4,06
	Missing	2	0,3	0	0,0	0	0,0	0	0,0	NE			NE	NE	NE		NE	NE	NE	NE		NE	NE	NE	NE		NE		NE	NE	NE
Geographic region	Europe	219	34,7	3	1,4	218	34,9	0	0,0		*	Quasi-complete separation of data points detected.				*	WARNING: Negative of Hessian not positive definite.			NE		Algorithm converged.	NE	NE	0,0833	NE	NE		Algorithm converged.	NE	NE
	America	344	54,4	5	1,5	339	54,2	3	0,9	1,63		Convergence criterion (GCONV=1E-8) satisfied.	0,33	6,97	0,006		Algorithm converged.	-0,010	0,022	1,64		Algorithm converged.	0,40	6,82	0,4902		0,81		Algorithm converged.	0,15	2,53
	Asia Pacific (inc. Australia)	69	10,9	0	0,0	68	10,9	0	0,0	NE			NE	NE	NE		NE	NE	NE	NE		NE	NE	NE	NE		NE		NE	NE	NE

Includes AEs with onset up to Day 405 (last day of Week 56 analysis visit window).
Test for interaction based on RR (Log-binomial regression)
* indicates convergence problem. Result is uninterpretable.
Clinical cut-off: YOSEMITE 01NOV2021 and RHINE 28OCT2021

Program: root/clinical_studies/RO6867461/CDT70122/share/ACE_pool_DME_CSR_Final/prod/program/t_ae_raw.sas
Output: root/clinical_studies/RO6867461/CDT70122/share/ACE_pool_DME_CSR_Final/prod/output_saf_bc/t_ae_raw_sg_AESI3a_AEW56_SEBC_OCTNOV2021_DME.xls
11AUG2022 16:40

POPULATION: Safety-Evaluable Population B vs. C
ENDPOINT: Causes a decrease of >= 30 letters in VA Score lasting more than 1 hour (Study Eye) throughout the Entire Study
MODEL: Unstratified analysis
STUDY: GM40349 & GM40398
Dichotomous Analysis by Subgroups (Safety)

		Faricimab (PTI) (N=632)				Aflibercept (N=625)				Faricimab (PTI) vs. Aflibercept																Aflibercept vs. Faricimab (PTI)			
		Patients		Patients with Event		Patients		Patients with Event		Odds Ratio				Absolute Risk Difference				Relative Risk								Relative Risk			
Name	Level	n	%	n	%	n	%	n	%	Odds Ratio	Convergence Reason	95% Lower CL	95% Upper CL	Absolute Risk	Convergence Reason	95% Lower CL	95% Upper CL	Relative Risk	Convergence Reason	95% Lower CL	95% Upper CL	p-value (Cochran-Mantel-Haenszel)	Interaction Test p-value (likelihood ratio)	Relative Risk	Convergence Reason	95% Lower CL	95% Upper CL
All	n/a	632	100,0	23	3,6	625	100,0	16	2,6	1,44	Convergence criterion (GCONV=1E-8) satisfied.	0,75	2,75	0,011	Algorithm converged.	-0,008	0,030	1,42	Algorithm converged.	0,76	2,66	0,2700		0,70	Algorithm converged.	0,38	1,32
Study	Rhine	318	50,3	16	5,0	314	50,2	9	2,9	1,79	Convergence criterion (GCONV=1E-8) satisfied.	0,78	4,11	0,021	Algorithm converged.	-0,009	0,052	1,75	Algorithm converged.	0,78	3,90	0,1654	0,3962	0,57	Algorithm converged.	0,26	1,27
	Yosemite	313	49,5	7	2,2	311	49,8	7	2,3	0,99	Convergence criterion (GCONV=1E-8) satisfied.	0,34	2,87	0,000	Algorithm converged.	-0,023	0,023	0,99	Algorithm converged.	0,35	2,80	0,9903		1,01	Algorithm converged.	0,36	2,84

Test for interaction based on RR (Log-binomial regression)
* indicates convergence problem. Result is uninterpretable.
Clinical cut-off: YOSEMITE 01NOV2021 and RHINE 28OCT2021

Program: root/global/globalshare/morse_macros/current/prod/program/t_ae_raw.sas
Output: root/clinical_studies/RO6867461/CDT70122/share/ACE_pool_DME_CSR_Final/prod/output_saf_bc/t_ae_raw_sg2_AESI3a_SEBC_OCTNOV2021_DME.xls
14MAR2022 17:45

POPULATION: Safety-Evaluable Population B vs. C
ENDPOINT: Causes a decrease of >= 30 letters in VA Score lasting more than 1 hour (Study Eye) throughout the Entire Study
MODEL: Unadjusted Analysis
STUDY: GR40349 & GR40398
Forest Plot of Relative Risk

Study	Total n	Aflibercept (N=625) n	Aflibercept (N=625) n Responder	Faricimab (PTI) (N=632) n	Faricimab (PTI) (N=632) n Responder	Relative Risk	95% CI
All Patients	1257	625	16	632	23	1.42	(0.76, 2.66)
Study							
Rhine	633	314	9	319	16	1.75	(0.78, 3.90)
Yosemite	624	311	7	313	7	0.99	(0.35, 2.80)

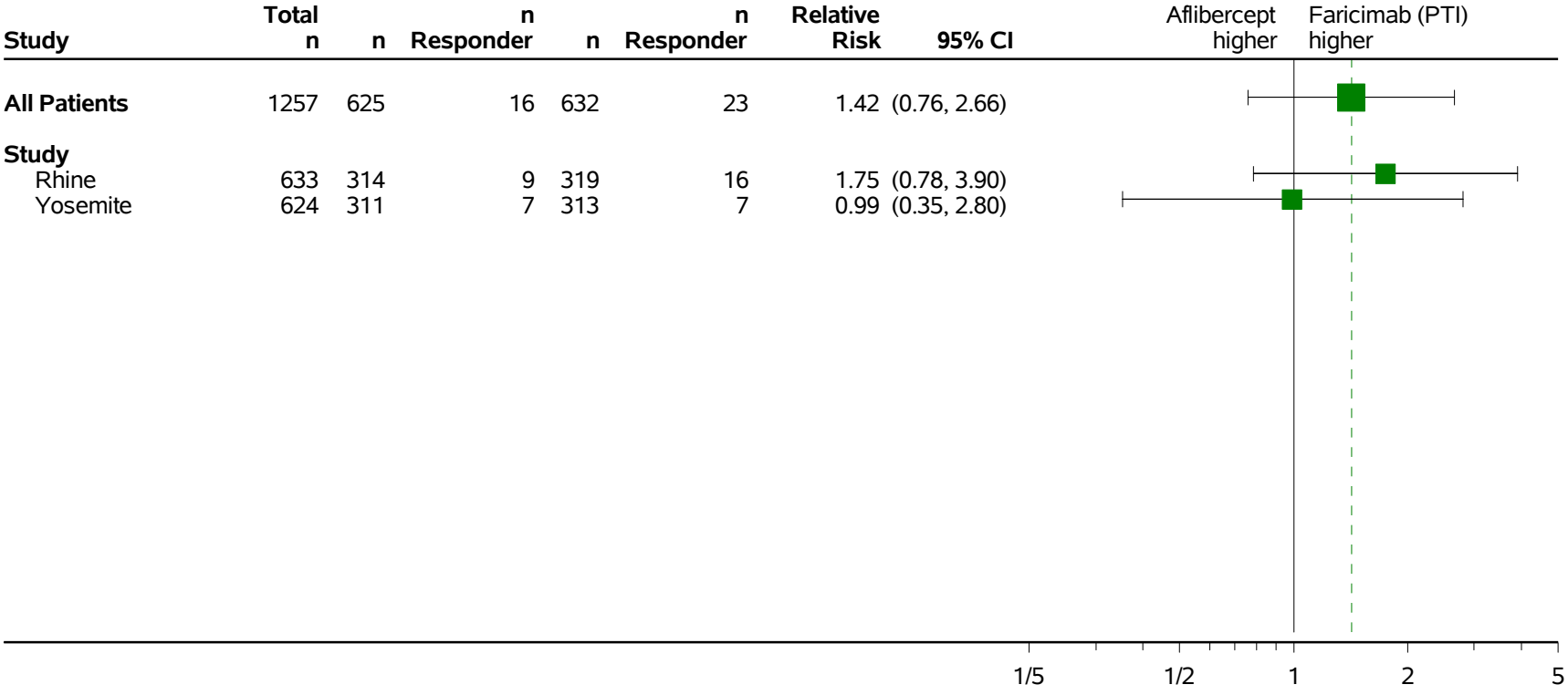

Clinical cut-off: YOSEMITE 01NOV2021 and RHINE 28OCT2021
Program: root/clinical_studies/RO6867461/CDT70122/share/ACE_pool_DME_Base/prod/program/g_forest_rr.sas
Output: root/clinical_studies/RO6867461/CDT70122/share/ACE_pool_DME_CSR_Final/prod/output_saf_bc/g_forest_rr_AESI3a_SEBC_OCTNOV2021_DME.pdf 06OCT2022 18:05

POPULATION: Safety-Evaluable Population B vs. C
ENDPOINT: Causes a decrease of >= 30 letters in VA Score lasting more than 1 hour (Study Eye) throughout the Entire Study
MODEL: Unstratified Analysis
STUDY: GR40349 & GR40398
Forest Plot of Odds Ratio

		Aflibercept (N=625)		Faricimab (PTI) (N=632)				
Study	**Total n**	**n**	**n Responder**	**n**	**n Responder**	**Odds Ratio**	**95% CI**	
All Patients	1257	625	16	632	23	1.44	(0.75, 2.75)	
Study								
Rhine	633	314	9	319	16	1.79	(0.78, 4.11)	
Yosemite	624	311	7	313	7	0.99	(0.34, 2.87)	

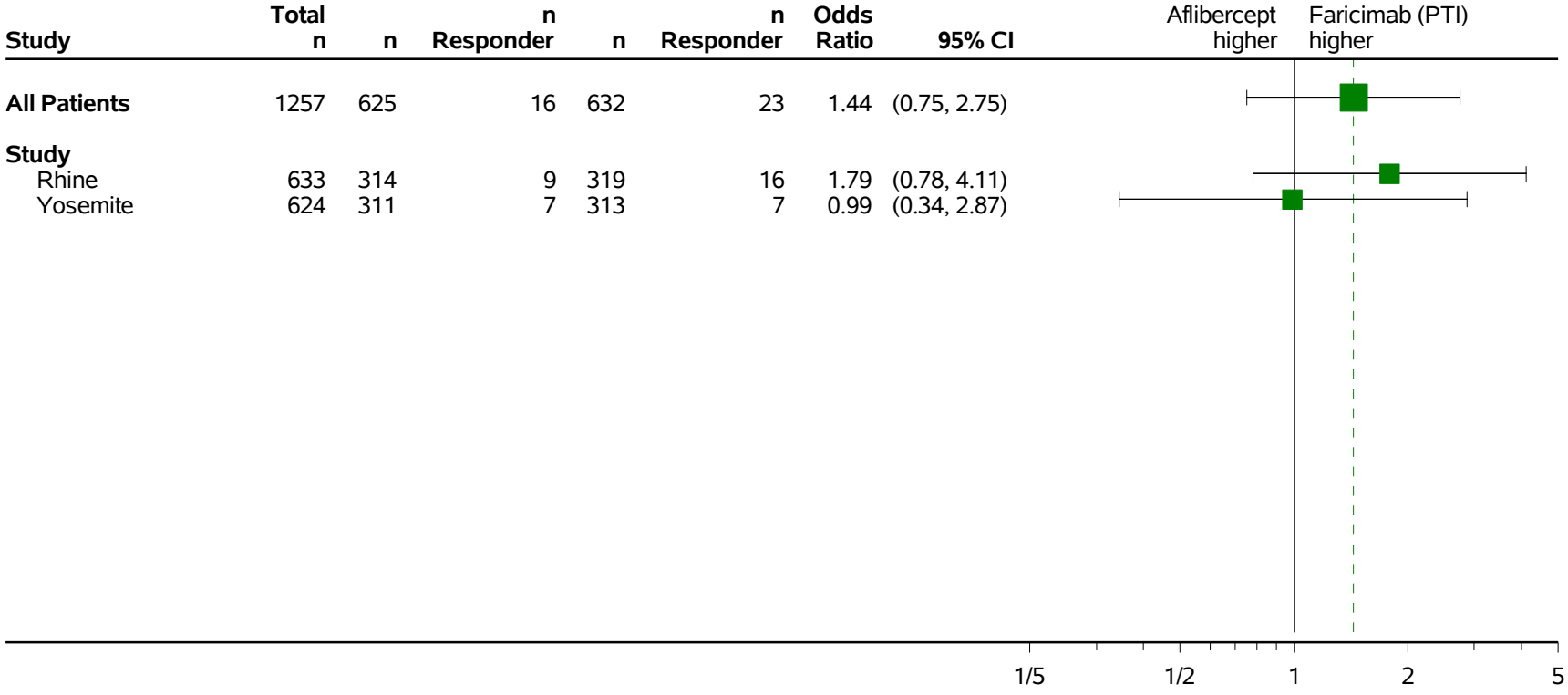

Clinical cut-off: YOSEMITE 01NOV2021 and RHINE 28OCT2021
Program: root/clinical_studies/RO6867461/CDT70122/share/ACE_pool_DME_Base/prod/program/g_forest_or.sas
Output: root/clinical_studies/RO6867461/CDT70122/share/ACE_pool_DME_CSR_Final/prod/output_saf_bc/g_forest_or_AESI3a_SEBC_OCTNOV2021_DME.pdf 04OCT2022 16:15

POPULATION: Safety-Evaluable Population B vs. C
ENDPOINT: Causes a decrease of >= 30 letters in VA Score lasting more than 1 hour (Study Eye) throughout the Entire Study
MODEL: Unstratified analysis
STUDY: GM40349 & GM40398
Dichotomous Analysis by Subgroups (Safety)

		Faricimab (PTI) (N=632)				Aflibercept (N=625)				Faricimab (PTI) vs. Aflibercept													Aflibercept vs. Faricimab (PTI)			
		Patients		Patients with Event		Patients		Patients with Event		Odds Ratio				Absolute Risk Difference				Relative Risk					Relative Risk			
Name	Level	n	%	n	%	n	%	n	%	Odds Ratio	Convergence Reason	95% Lower CL	95% Upper CL	Absolute Risk	Convergence Reason	95% Lower CL	95% Upper CL	Relative Risk	Convergence Reason	95% Lower CL	95% Upper CL	p-value (Cochran-Mantel-Haenszel)	Interaction Test p-value (likelihood ratio)	Relative Risk	Convergence Reason	95% Lower CL	95% Upper CL
All	n/a	632	100,0	23	3,6	625	100,0	16	2,6	1,44	Convergence criterion (GCONV=1E-8) satisfied.	0,75	2,75	0,011	Algorithm converged.	-0,008	0,030	1,42	Algorithm converged.	0,76	2,66	0,2700		0,70	Algorithm converged.	0,38	1,32
Sex	Male	396	62,7	10	2,5	363	58,1	10	2,8	0,91	Convergence criterion (GCONV=1E-8) satisfied.	0,38	2,22	-0,002	Algorithm converged.	-0,025	0,021	0,92	Algorithm converged.	0,39	2,18	0,8437	0,1362	1,09	Algorithm converged.	0,46	2,59
	Female	236	37,3	13	5,5	262	41,9	6	2,3	2,49	Convergence criterion (GCONV=1E-8) satisfied.	0,93	6,65	0,032	Algorithm converged.	-0,002	0,066	2,41	Algorithm converged.	0,93	6,23	0,0615		0,42	Algorithm converged.	0,18	1,08
Age	< 65 years	352	55,7	11	3,1	362	57,9	7	1,9	1,64	Convergence criterion (GCONV=1E-8) satisfied.	0,63	4,27	0,012	Algorithm converged.	-0,011	0,035	1,62	Algorithm converged.	0,63	4,12	0,3103	0,6920	0,62	Algorithm converged.	0,24	1,58
	>= 65 years	280	44,3	12	4,3	263	42,1	9	3,4	1,26	Convergence criterion (GCONV=1E-8) satisfied.	0,52	3,05	0,009	Algorithm converged.	-0,024	0,041	1,25	Algorithm converged.	0,54	2,92	0,6023		0,80	Algorithm converged.	0,34	1,86
Baseline BCVA ETDRS letter score	< 64 letters	281	44,5	11	3,9	284	45,4	6	2,1	1,89	Convergence criterion (GCONV=1E-8) satisfied.	0,69	5,18	0,018	Algorithm converged.	-0,010	0,046	1,85	Algorithm converged.	0,69	4,94	0,2104	0,4062	0,54	Algorithm converged.	0,20	1,44
	>= 64 letters	349	55,2	11	3,2	341	54,6	10	2,9	1,08	Convergence criterion (GCONV=1E-8) satisfied.	0,45	2,57	0,002	Algorithm converged.	-0,023	0,028	1,07	Algorithm converged.	0,46	2,50	0,8669		0,93	Algorithm converged.	0,40	2,16
	Missing	2	0,3	1	50,0	0	0,0	0	0,0	NE		NE	NE	NE	NE	NE	NE	NE	NE	NE	NE	NE		NE	NE	NE	NE
Geographic region	Europe	219	34,7	8	3,7	218	34,9	5	2,3	1,62	Convergence criterion (GCONV=1E-8) satisfied.	0,52	5,02	0,014	Algorithm converged.	-0,018	0,045	1,59	Algorithm converged.	0,53	4,79	0,4035	0,3971	0,63	Algorithm converged.	0,21	1,89
	America	344	54,4	15	4,4	339	54,2	10	2,9	1,50	Convergence criterion (GCONV=1E-8) satisfied.	0,66	3,39	0,014	Algorithm converged.	-0,014	0,042	1,48	Algorithm converged.	0,67	3,24	0,3267		0,68	Algorithm converged.	0,31	1,48
	Asia Pacific (inc. Australia)	69	10,9	0	0,0	68	10,9	1	1,5	*	Quasi-complete separation of data points detected.			*	WARNING: The relative Hessian convergence criterion of 12.2107411541 is greater than the limit of 0.0001. The convergence is questionable.			0,00	Algorithm converged.	0,00	NE	0,3138		>999.99	Algorithm converged.	0,00	NE

Test for interaction based on RR (Log-binomial regression)
* indicates convergence problem. Result is uninterpretable.
Clinical cut-off: YOSEMITE 01NOV2021 and RHINE 28OCT2021

Program: root/global/globalshare/morse_macros/current/prod/program/t_ae_raw.sas
Output: root/clinical_studies/RO6867461/CDT70122/share/ACE_pool_DME_CSR_Final/prod/output_saf_bc/t_ae_raw_sg_AESI3a_SEBC_OCTNOV2021_DME.xls
14MAR2022 15:30

POPULATION: Safety-Evaluable Population B vs. C
ENDPOINT: Causes a decrease of >= 30 letters in VA Score lasting more than 1 hour (Fellow Eye) through Week 56
MODEL: Unstratified analysis
STUDY: GM40349 & GM40398
Dichotomous Analysis by Subgroups (Safety)

		Faricimab (PTI) (N=632)				Aflibercept (N=625)				Faricimab (PTI) vs. Aflibercept																Aflibercept vs. Faricimab (PTI)			
		Patients		Patients with Event		Patients		Patients with Event		Odds Ratio					Absolute Risk Difference				Relative Risk							Relative Risk			
Name	Level	n	%	n	%	n	%	n	%	Odds Ratio	Convergence Reason	95% Lower CL	95% Upper CL	Absolute Risk	Convergence Reason	95% Lower CL	95% Upper CL	Relative Risk	Convergence Reason	95% Lower CL	95% Upper CL	p-value (Cochran Mantel-Haenszel)	Interaction Test p-value (likelihood ratio)	Relative Risk	Convergence Reason	95% Lower CL	95% Upper CL
All	n/a	632	100,0	6	0,9	625	100,0	3	0,5	1,99	Convergence criterion (GCONV=1E-8) satisfied.	0,49	7,98	0,005	Algorithm converged.	-0,005	0,014	1,98	Algorithm converged.	0,50	7,87	0,3239		0,51	Algorithm converged.	0,13	2,01
Study	Rhine	319	50,5	2	0,6	314	50,2	1	0,3	1,97	Convergence criterion (GCONV=1E-8) satisfied.	0,18	21,89	0,003	Algorithm converged.	-0,008	0,014	1,97	Algorithm converged.	0,18	21,60	0,5724	0,9950	0,51	Algorithm converged.	0,05	5,57
	Yosemite	313	49,5	4	1,3	311	49,8	2	0,6	2,00	Convergence criterion (GCONV=1E-8) satisfied.	0,36	11,00	0,006	Algorithm converged.	-0,009	0,022	1,99	Algorithm converged.	0,37	10,77	0,4168		0,50	Algorithm converged.	0,09	2,73

Includes AEs with onset up to Day 405 (last day of Week 56 analysis visit window).
Test for interaction based on RR (log-binomial regression)
* indicates convergence problem. Result is uninterpretable.
Clinical cut-off: YOSEMITE 01NOV2021 and RHINE 28OCT2021

Program: root/clinical_studies/RO6867461/CDT70122/share/ACE_pool_DME_CSR_Final/prod/program/t_ae_raw.sas
Output: root/clinical_studies/RO6867461/CDT70122/share/ACE_pool_DME_CSR_Final/prod/output_saf_bc/t_ae_raw_sg_AESI3b_AEW56_SEBC_OCTNOV2021_DME.xls
11AUG2022 16:54

POPULATION: Safety-Evaluable Population B vs. C
ENDPOINT: Causes a decrease of >= 30 letters in VA Score lasting more than 1 hour (Fellow Eye) through Week 56
MODEL: Unadjusted Analysis
STUDY: GR40349 & GR40398
Forest Plot of Relative Risk

Study	Total n	Aflibercept (N=625) n	Aflibercept (N=625) n Responder	Faricimab (PTI) (N=632) n	Faricimab (PTI) (N=632) n Responder	Relative Risk	95% CI
All Patients	1257	625	3	632	6	1.98	(0.50, 7.87)
Study							
Rhine	633	314	1	319	2	1.97	(0.18, 21.60)
Yosemite	624	311	2	313	4	1.99	(0.37, 10.77)

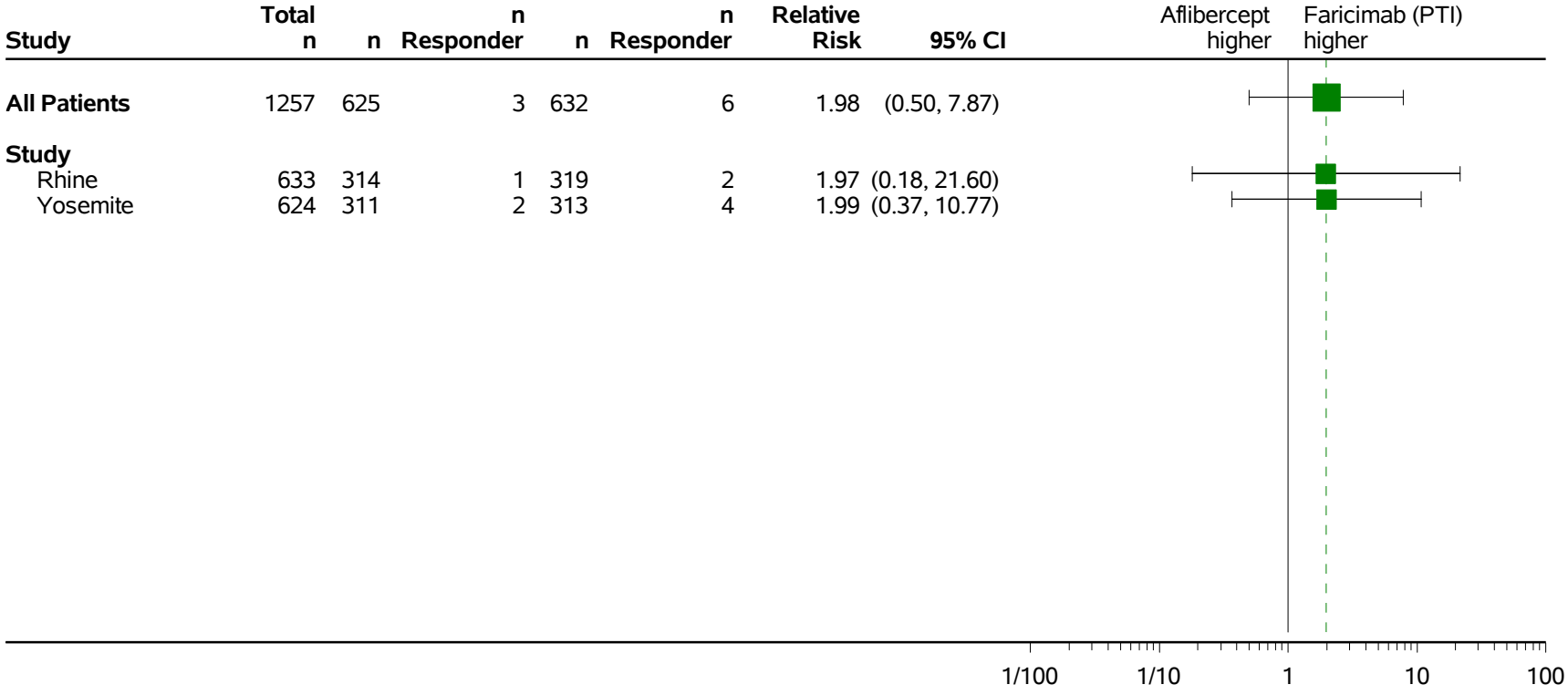

Clinical cut-off: YOSEMITE 01NOV2021 and RHINE 28OCT2021
Program: root/clinical_studies/RO6867461/CDT70122/share/ACE_pool_DME_Base/prod/program/g_forest_rr.sas
Output: root/clinical_studies/RO6867461/CDT70122/share/ACE_pool_DME_CSR_Final/prod/output_saf_bc/g_forest_rr_AESI3b_AEW56_SEBC_OCTNOV2021_DME.pdf 06OCT2022 18:17

POPULATION: Safety-Evaluable Population B vs. C
ENDPOINT: Causes a decrease of >= 30 letters in VA Score lasting more than 1 hour (Fellow Eye) through Week 56
MODEL: Unstratified Analysis
STUDY: GR40349 & GR40398
Forest Plot of Odds Ratio

Study	Total n	Aflibercept (N=625) n	Aflibercept (N=625) n Responder	Faricimab (PTI) (N=632) n	Faricimab (PTI) (N=632) n Responder	Odds Ratio	95% CI
All Patients	1257	625	3	632	6	1.99	(0.49, 7.98)
Study							
Rhine	633	314	1	319	2	1.97	(0.18, 21.89)
Yosemite	624	311	2	313	4	2.00	(0.36, 11.00)

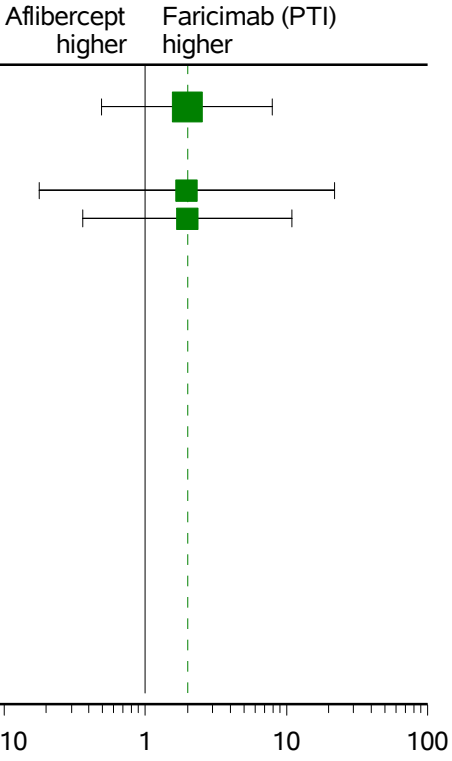

Clinical cut-off: YOSEMITE 01NOV2021 and RHINE 28OCT2021
Program: root/clinical_studies/RO6867461/CDT70122/share/ACE_pool_DME_Base/prod/program/g_forest_or.sas
Output: root/clinical_studies/RO6867461/CDT70122/share/ACE_pool_DME_CSR_Final/prod/output_saf_bc/g_forest_or_AESI3b_AEW56_SEBC_OCTNOV2021_DME.pdf 04OCT2022 16:21

POPULATION: Safety-Evaluable Population B vs. C
ENDPOINT: Causes a decrease of >= 30 letters in VA Score lasting more than 1 hour (Fellow Eye) through Week 56
MODEL: Unstratified analysis
STUDY: GM40349 & GM40398
Dichotomous Analysis by Subgroups (Safety)

		Faricimab (PTI) (N=632)				Aflibercept (N=625)				Faricimab (PTI) vs. Aflibercept																		Aflibercept vs. Faricimab (PTI)				
		Patients		Patients with Event		Patients		Patients with Event		Odds Ratio					Absolute Risk Difference				Relative Risk									Relative Risk				
Name	Level	n	%	n	%	n	%	n	%	Odds Ratio		Convergence Reason	95% Lower CL	95% Upper CL	Absolute Risk		Convergence Reason	95% Lower CL	95% Upper CL	Relative Risk		Convergence Reason	95% Lower CL	95% Upper CL	p-value (Cochran Mantel-Haenszel)	Interaction Test p-value (likelihood ratio)	Relative Risk		Convergence Reason	95% Lower CL	95% Upper CL
All	n/a	632	100,0	6	0,9	625	100,0	3	0,5	1,99		Convergence criterion (GCONV=1E-8) satisfied.	0,49	7,98	0,005		Algorithm converged.	-0,005	0,014	1,98		Algorithm converged.	0,50	7,87	0,3239		0,51		Algorithm converged.	0,13	2,01
Sex	Male	396	62,7	3	0,8	363	58,1	1	0,3	2,76		Convergence criterion (GCONV=1E-8) satisfied.	0,29	26,68	0,005		Algorithm converged.	-0,005	0,015	2,75		Algorithm converged.	0,29	26,32	0,3598	0,7295	0,36		Algorithm converged.	0,04	3,48
	Female	236	37,3	3	1,3	262	41,9	2	0,8	1,67		Convergence criterion (GCONV=1E-8) satisfied.	0,28	10,10	0,005		Algorithm converged.	-0,013	0,023	1,67		Algorithm converged.	0,28	9,88	0,5707		0,69		Algorithm converged.	0,10	3,56
Age	< 65 years	352	55,7	4	1,1	362	57,9	2	0,6	2,07		Convergence criterion (GCONV=1E-8) satisfied.	0,38	11,37	0,006		Algorithm converged.	-0,008	0,018	2,06		Algorithm converged.	0,38	11,16	0,3932	0,9518	0,49		Algorithm converged.	0,09	2,64
	>= 65 years	280	44,3	2	0,7	263	42,1	1	0,4	1,88		Convergence criterion (GCONV=1E-8) satisfied.	0,17	20,91	0,003		Algorithm converged.	-0,009	0,016	1,88		Algorithm converged.	0,17	20,60	0,6000		0,53		Algorithm converged.	0,05	5,84
Baseline BCVA ETDRS letter score	< 64 letters	281	44,5	4	1,4	284	45,4	2	0,7	2,04		Convergence criterion (GCONV=1E-8) satisfied.	0,37	11,21	0,007		Algorithm converged.	-0,010	0,024	2,02		Algorithm converged.	0,37	10,95	0,4047	0,9820	0,49		Algorithm converged.	0,09	2,68
	>= 64 letters	349	55,2	2	0,6	341	54,6	1	0,3	1,98		Convergence criterion (GCONV=1E-8) satisfied.	0,18	21,71	0,003		Algorithm converged.	-0,007	0,013	1,95		Algorithm converged.	0,18	21,45	0,5768		0,51		Algorithm converged.	0,05	5,62
	Missing	2	0,3	0	0,0	0	0,0	0	0,0	NE			NE	NE	NE		NE	NE	NE	NE		NE	NE	NE	NE		NE		NE	NE	NE
Geographic region	Europe	219	34,7	1	0,5	218	34,9	0	0,0		*	Quasi-complete separation of data points detected.				*	WARNING: Negative of Hessian not positive definite.			NE		Algorithm converged.	NE	NE	0,3184	NE	NE		Algorithm converged.	NE	NE
	America	344	54,4	5	1,5	339	54,2	3	0,9	1,63		Convergence criterion (GCONV=1E-8) satisfied.	0,39	6,97	0,006		Algorithm converged.	-0,010	0,022	1,64		Algorithm converged.	0,40	6,82	0,4902		0,61		Algorithm converged.	0,15	2,53
	Asia Pacific (inc. Australia)	69	10,9	0	0,0	68	10,9	0	0,0	NE			NE	NE	NE		NE	NE	NE	NE		NE	NE	NE	NE		NE		NE	NE	NE

Includes AEs with onset up to Day 405 (last day of Week 56 analysis visit window).
Test for interaction based on RR (log-binomial regression)
* indicates convergence problem. Result is uninterpretable.
Clinical cut-off: YOSEMITE 01NOV2021 and RHINE 28OCT2021

Program: root/clinical_studies/RO6867461/CDT70122/share/ACE_pool_DME_CSR_Final/prod/program/t_ae_raw.sas
Output: root/clinical_studies/RO6867461/CDT70122/share/ACE_pool_DME_CSR_Final/prod/output_saf_bc/t_ae_raw_sg_AESI3b_AEW56_SEBC_OCTNOV2021_DME.xls
11AUG2022 16:54

POPULATION: Safety-Evaluable Population B vs. C
ENDPOINT: Causes a decrease of >= 30 letters in VA Score lasting more than 1 hour (Fellow Eye) throughout the Entire Study
MODEL: Unstratified analysis
STUDY: GM40349 & GM40398
Dichotomous Analysis by Subgroups (Safety)

		Faricimab (PTI) (N=632)				Aflibercept (N=625)				Faricimab (PTI) vs. Aflibercept																				Aflibercept vs. Faricimab (PTI)				
		Patients		Patients with Event		Patients		Patients with Event		Odds Ratio					Absolute Risk Difference				Relative Risk											Relative Risk				
Name	Level	n	%	n	%	n	%	n	%	Odds Ratio	Convergence Reason	95% Lower CL	95% Upper CL	Absolute Risk	Convergence Reason	95% Lower CL	95% Upper CL	Relative Risk	Convergence Reason	95% Lower CL	95% Upper CL	p-value (Cochran-Mantel-Haenszel)	Interaction Test p-value (likelihood ratio)	Relative Risk	Convergence Reason	95% Lower CL	95% Upper CL
All	n/a	632	100,0	8	1,3	625	100,0	12	1,9	0,65	Convergence criterion (GCONV=1E-8) satisfied.	0,27	1,61	-0,007	Algorithm converged.	-0,020	0,007	0,66	Algorithm converged.	0,27	1,60	0,3542		1,52	Algorithm converged.	0,62	3,69
Study	Rhine	319	50,5	2	0,6	314	50,2	8	2,5	0,24	Convergence criterion (GCONV=1E-8) satisfied.	0,05	1,15	-0,019	Algorithm converged.	-0,039	0,000	0,25	Algorithm converged.	0,05	1,15	0,0528	0,0598	4,06	Algorithm converged.	0,87	18,99
	Yosemite	313	49,5	6	1,9	311	49,8	4	1,3	1,59	Convergence criterion (GCONV=1E-8) satisfied.	0,42	5,37	0,006	Algorithm converged.	-0,013	0,026	1,49	Algorithm converged.	0,42	5,23	0,5307		0,67	Algorithm converged.	0,19	2,35

Test for interaction based on RR (Log-binomial regression)
* indicates convergence problem. Result is uninterpretable.
Clinical cut-off: YOSEMITE 01NOV2021 and RHINE 28OCT2021

Program: root/global/globalshare/morse_macros/current/prod/program/t_ae_raw.sas
Output: root/clinical_studies/RO6867461/CDT70122/share/ACE_pool_DME_CSR_Final/prod/output_saf_bc/t_ae_raw_sg2_AESI3b_SEBC_OCTNOV2021_DME.xls
14MAR2022 17:58

POPULATION: Safety-Evaluable Population B vs. C
ENDPOINT: Causes a decrease of >= 30 letters in VA Score lasting more than 1 hour (Fellow Eye) throughout the Entire Study
MODEL: Unadjusted Analysis
STUDY: GR40349 & GR40398
Forest Plot of Relative Risk

Study	Total n	Aflibercept (N=625) n	Aflibercept (N=625) n Responder	Faricimab (PTI) (N=632) n	Faricimab (PTI) (N=632) n Responder	Relative Risk	95% CI
All Patients	1257	625	12	632	8	0.66	(0.27, 1.60)
Study							
Rhine	633	314	8	319	2	0.25	(0.05, 1.15)
Yosemite	624	311	4	313	6	1.49	(0.42, 5.23)

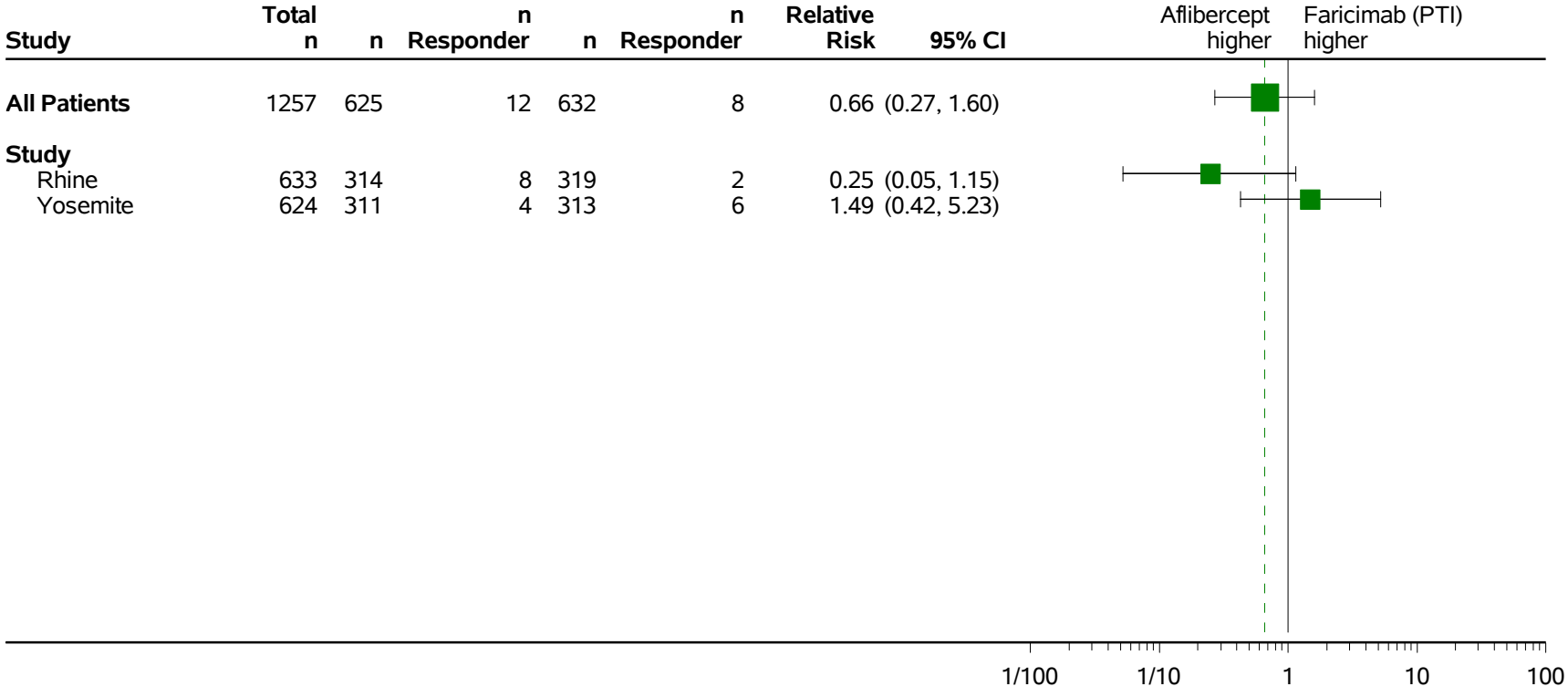

Clinical cut-off: YOSEMITE 01NOV2021 and RHINE 28OCT2021
Program: root/clinical_studies/RO6867461/CDT70122/share/ACE_pool_DME_Base/prod/program/g_forest_rr.sas
Output: root/clinical_studies/RO6867461/CDT70122/share/ACE_pool_DME_CSR_Final/prod/output_saf_bc/g_forest_rr_AESI3b_SEBC_OCTNOV2021_DME.pdf 06OCT2022 18:17

POPULATION: Safety-Evaluable Population B vs. C
ENDPOINT: Causes a decrease of >= 30 letters in VA Score lasting more than 1 hour (Fellow Eye) throughout the Entire Study
MODEL: Unstratified Analysis
STUDY: GR40349 & GR40398
Forest Plot of Odds Ratio

		Aflibercept (N=625)		Faricimab (PTI) (N=632)				
Study	**Total n**	**n**	**n Responder**	**n**	**n Responder**	**Odds Ratio**	**95% CI**	
All Patients	1257	625	12	632	8	0.65	(0.27, 1.61)	
Study								
Rhine	633	314	8	319	2	0.24	(0.05, 1.15)	
Yosemite	624	311	4	313	6	1.50	(0.42, 5.37)	

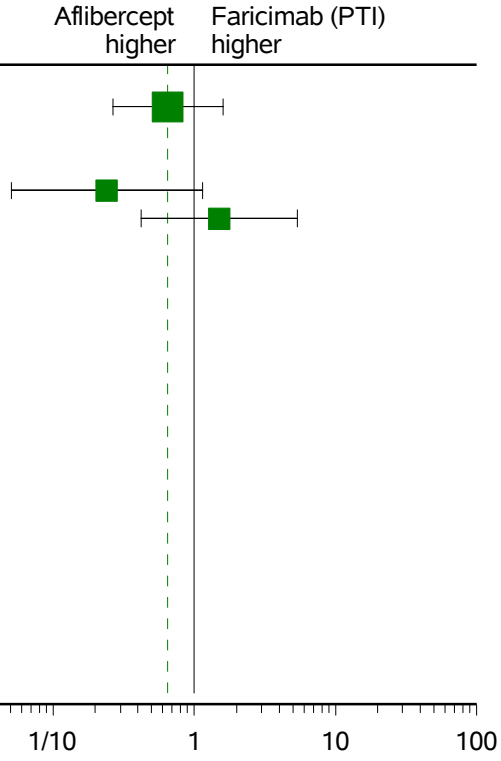

Clinical cut-off: YOSEMITE 01NOV2021 and RHINE 28OCT2021
Program: root/clinical_studies/RO6867461/CDT70122/share/ACE_pool_DME_Base/prod/program/g_forest_or.sas
Output: root/clinical_studies/RO6867461/CDT70122/share/ACE_pool_DME_CSR_Final/prod/output_saf_bc/g_forest_or_AESI3b_SEBC_OCTNOV2021_DME.pdf 04OCT2022 16:22

POPULATION: Safety-Evaluable Population B vs. C
ENDPOINT: Causes a decrease of >= 30 letters in VA Score lasting more than 1 hour (Fellow Eye) throughout the Entire Study
MODEL: Unstratified analysis
STUDY: GR40349 & GR40398
Dichotomous Analysis by Subgroups (Safety)

		Faricimab (PTI) (N=632)				Aflibercept (N=625)				Faricimab (PTI) vs. Aflibercept																Aflibercept vs. Faricimab (PTI)				
		Patients		Patients With Event		Patients		Patients with Event		Odds Ratio				Absolute Risk Difference				Relative Risk								Relative Risk				
Name	Level	n	%	n	%	n	%	n	%	Odds Ratio	Convergence Reason	95% Lower CL	95% Upper CL	Absolute Risk	Convergence Reason	95% Lower CL	95% Upper CL	Relative Risk	Convergence Reason	95% Lower CL	95% Upper CL	p-value (Cochran-Mantel-Haenszel)	Interaction Test p-value (likelihood ratio)	Relative Risk	Convergence Reason	95% Lower CL	95% Upper CL
All	n/a	632	100,0	8	1,3	625	100,0	12	1,9	0,65	Convergence criterion (GCONV=1E-8) satisfied.	0,27	1,61	-0,007	Algorithm converged.	-0,020	0,007	0,66	Algorithm converged.	0,27	1,60	0,3542		1,52	Algorithm converged.	0,62	3,69
Sex	Male	396	62,7	4	1,0	363	58,1	5	1,4	0,73	Convergence criterion (GCONV=1E-8) satisfied.	0,19	2,74	-0,004	Algorithm converged.	-0,019	0,012	0,73	Algorithm converged.	0,20	2,71	0,6407	0,8735	1,36	Algorithm converged.	0,37	5,04
	Female	236	37,3	4	1,7	262	41,9	7	2,7	0,63	Convergence criterion (GCONV=1E-8) satisfied.	0,18	2,17	-0,010	Algorithm converged.	-0,035	0,016	0,63	Algorithm converged.	0,19	2,14	0,4594		1,58	Algorithm converged.	0,47	5,32
Age	< 65 years	352	55,7	5	1,4	362	57,9	7	1,9	0,73	Convergence criterion (GCONV=1E-8) satisfied.	0,23	2,32	-0,005	Algorithm converged.	-0,024	0,014	0,73	Algorithm converged.	0,24	2,29	0,5940	0,7749	1,36	Algorithm converged.	0,44	4,25
	>= 65 years	280	44,3	3	1,1	263	42,1	5	1,9	0,56	Convergence criterion (GCONV=1E-8) satisfied.	0,13	2,36	-0,008	Algorithm converged.	-0,029	0,012	0,56	Algorithm converged.	0,14	2,33	0,4230		1,77	Algorithm converged.	0,43	7,35
Baseline BCVA ETDRS letter score	< 64 letters	281	44,5	5	1,8	284	45,4	6	2,1	0,84	Convergence criterion (GCONV=1E-8) satisfied.	0,25	2,78	-0,003	Algorithm converged.	-0,026	0,019	0,84	Algorithm converged.	0,26	2,73	0,7745	0,5528	1,19	Algorithm converged.	0,37	3,85
	>= 64 letters	349	55,2	3	0,9	341	54,6	6	1,8	0,48	Convergence criterion (GCONV=1E-8) satisfied.	0,12	1,95	-0,009	Algorithm converged.	-0,026	0,008	0,49	Algorithm converged.	0,12	1,94	0,2979		2,05	Algorithm converged.	0,52	8,12
	Missing	2	0,3	0	0,0	0	0,0	0	0,0	NE		NE	NE	NE	NE	NE	NE	NE	NE	NE	NE	NE		NE	NE	NE	NE
Geographic region	Europe	219	34,7	1	0,5	218	34,9	1	0,5	1,00	Convergence criterion (GCONV=1E-8) satisfied.	0,06	16,02	0,000	Algorithm converged.	-0,013	0,013	1,00	Algorithm converged.	0,06	15,81	0,9974	0,3513	1,00	Algorithm converged.	0,06	15,96
	Americe	344	54,4	6	1,7	339	54,2	11	3,2	0,53	Convergence criterion (GCONV=1E-8) satisfied.	0,19	1,43	-0,015	Algorithm converged.	-0,038	0,008	0,54	Algorithm converged.	0,20	1,44	0,2085		1,88	Algorithm converged.	0,70	4,97
	Asia Pacific (inc. Australia)	69	10,9	1	1,4	68	10,9	0	0,0	*	Quasi-complete separation of data points detected.			*	WARNING: The relative Hessian convergence criterion of 11.992173265 is greater than the limit of 0.0001. The convergence is questionable.			NE	Algorithm converged.	NE	NE	0,3208		NE	Algorithm converged.	NE	NE

Test for interaction based on RR (Log-binomial regression)
* indicates convergence problem. Result is uninterpretable.
Clinical cut-off: YOSEMITE 01NOV2021 and RHINE 28OCT2021

Program: root/global/globalshare/morse_macros/current/prod/program/t_ae_raw.sas
Output: root/clinical studies/RO6867461/CDT70122/share/ACE pool DME CSR Final/prod/output saf bc/t ae raw sq AESI3b SEBC OCTNOV2021 DME.xls
14MAR2022 15:44

POPULATION: Safety-Evaluable Population B vs. C
ENDPOINT: Requires surgical or medical intervention to prevent permanent loss of sight (Study Eye) through Week 56
MODEL: Unstratified analysis
STUDY: GM40349 & GM40398
Dichotomous Analysis by Subgroups (Safety)

		Faricimab (PTI) (N=632)				Aflibercept (N=625)				Faricimab (PTI) vs. Aflibercept																Aflibercept vs. Faricimab (PTI)				
		Patients		Patients with Event		Patients		Patients with Event		Odds Ratio					Absolute Risk Difference					Relative Risk							Relative Risk				
Name	Level	n	%	n	%	n	%	n	%	Odds Ratio		Convergence Reason	95% Lower CL	95% Upper CL	Absolute Risk		Convergence Reason	95% Lower CL	95% Upper CL	Relative Risk	Convergence Reason	95% Lower CL	95% Upper CL	p-value (Cochran-Mantel-Haenszel)	Interaction Test p-value (likelihood ratio)	Relative Risk		Convergence Reason	95% Lower CL	95% Upper CL
All	n/a	632	100,0	4	0,6	625	100,0	2	0,3	1,98		Convergence criterion (GCONV=1E-8) satisfied.	0,36	10,87	0,003		Algorithm converged.	-0,004	0,011	1,98	Algorithm converged.	0,36	10,76	0,4211		0,51		Algorithm converged.	0,09	2,75
Study	Rhine	319	50,5	2	0,6	314	50,2	2	0,6	0,98		Convergence criterion (GCONV=1E-8) satisfied.	0,14	7,03	0,000		Algorithm converged.	-0,012	0,012	0,98	Algorithm converged.	0,14	6,94	0,9874	0,1462	1,02		Algorithm converged.	0,14	7,17
	Yosemite	313	49,5	2	0,6	311	49,8	0	0,0		*	Quasi-complete separation of data points detected.				*	WARNING: Negative of Hessian not positive definite.			NE	Algorithm converged.	NE	NE	0,1583		NE		Algorithm converged.	NE	NE

Includes AEs with onset up to Day 405 (last day of Week 56 analysis visit window).
Test for interaction based on RR (Log-binomial regression)
* indicates convergence problem. Result is uninterpretable.
Clinical cut-off: YOSEMITE 01NOV2021 and RHINE 28OCT2021

Program: root/clinical studies/RO6867461/CDT70122/share/ACE pool DME CSR Final/prod/program/t ae raw.sas
Output: root/clinical_studies/RO6867461/CDT70122/share/ACE_pool_DME_CSR_Final/prod/output_saf_bc/t_ae_raw_sg_AESI4a_AEW56_SEBC_OCTNOV2021_DME.xls
11AUG2022 16:44

POPULATION: Safety-Evaluable Population B vs. C
ENDPOINT: Requires surgical or medical intervention to prevent permanent loss of sight (Study Eye) through Week 56
MODEL: Unadjusted Analysis
STUDY: GR40349 & GR40398
Forest Plot of Relative Risk

Study	Total n	Aflibercept (N=625) n	Aflibercept (N=625) n Responder	Faricimab (PTI) (N=632) n	Faricimab (PTI) (N=632) n Responder	Relative Risk	95% CI
All Patients	1257	625	2	632	4	1.98	(0.36, 10.76)
Study							
Rhine	633	314	2	319	2	0.98	(0.14, 6.94)
Yosemite	624	311	0	313	2	NE	NE

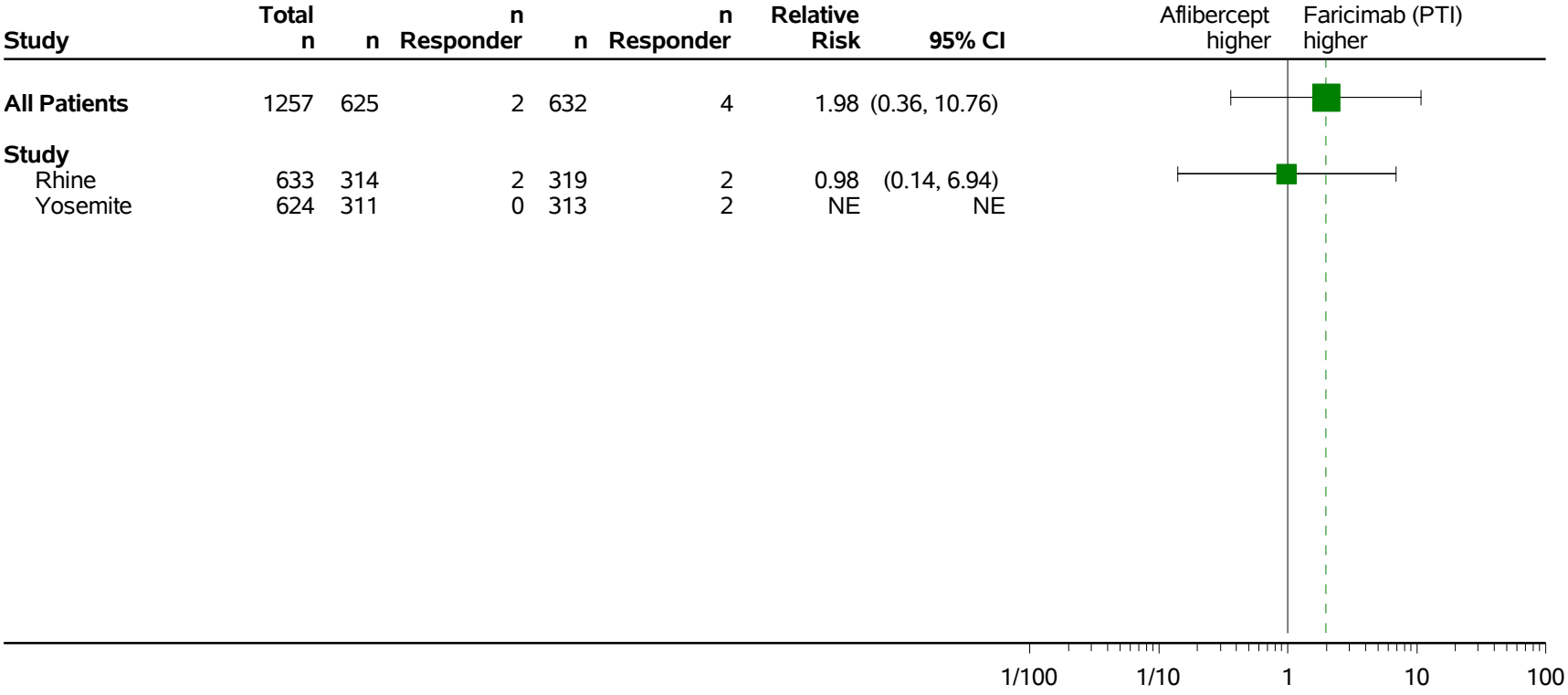

Clinical cut-off: YOSEMITE 01NOV2021 and RHINE 28OCT2021
Program: root/clinical_studies/RO6867461/CDT70122/share/ACE_pool_DME_Base/prod/program/g_forest_rr.sas
Output: root/clinical_studies/RO6867461/CDT70122/share/ACE_pool_DME_CSR_Final/prod/output_saf_bc/g_forest_rr_AESI4a_AEW56_SEBC_OCTNOV2021_DME.pdf 06OCT2022 18:07

POPULATION: Safety-Evaluable Population B vs. C
ENDPOINT: Requires surgical or medical intervention to prevent permanent loss of sight (Study Eye) through Week 56
MODEL: Unstratified Analysis
STUDY: GR40349 & GR40398
Forest Plot of Odds Ratio

		Aflibercept (N=625)		Faricimab (PTI) (N=632)				
Study	**Total n**	**n**	**n Responder**	**n**	**n Responder**	**Odds Ratio**	**95% CI**	
All Patients	1257	625	2	632	4	1.98	(0.36, 10.87)	
Study								
Rhine	633	314	2	319	2	0.98	(0.14, 7.03)	
Yosemite	624	311	0	313	2	>999.99	(0.00, >999.99)	

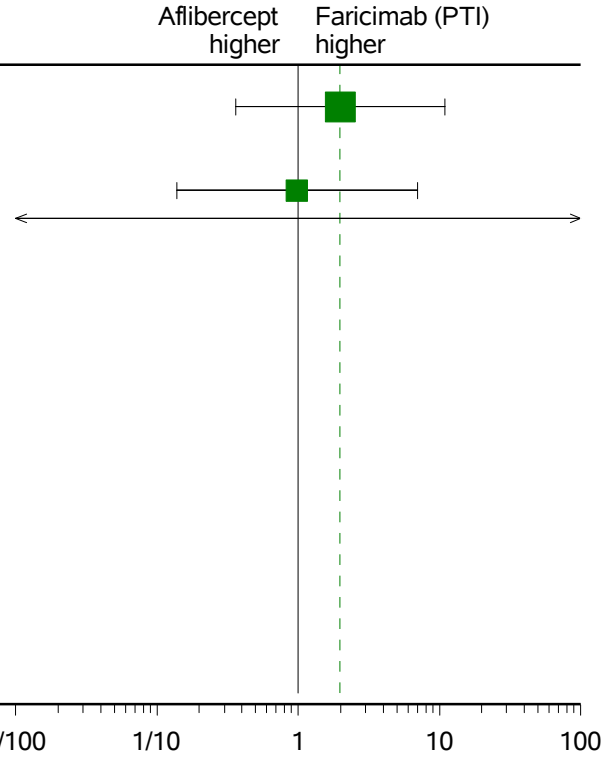

Clinical cut-off: YOSEMITE 01NOV2021 and RHINE 28OCT2021
Program: root/clinical_studies/RO6867461/CDT70122/share/ACE_pool_DME_Base/prod/program/g_forest_or.sas
Output: root/clinical_studies/RO6867461/CDT70122/share/ACE_pool_DME_CSR_Final/prod/output_saf_bc/g_forest_or_AESI4a_AEW56_SEBC_OCTNOV2021_DME.pdf 04OCT2022 16:16

POPULATION: Safety-Evaluable Population B vs. C
ENDPOINT: Requires surgical or medical intervention to prevent permanent loss of sight (Study Eye) through Week 56
MODEL: Unstratified analysis
STUDY: GM40349 & GM40398
Dichotomous Analysis by Subgroups (Safety)

		Faricimab (PTI) (N=632)				Aflibercept (N=625)				Faricimab (PTI) vs. Aflibercept																		Aflibercept vs. Faricimab (PTI)					
		Patients		Patients with Event		Patients		Patients with Event		Odds Ratio										Absolute Risk Difference								Relative Risk							
Name	Level	n	%	n	%	n	%	n	%	Odds Ratio		Convergence Reason	95% Lower CL	95% Upper CL	Absolute Risk		Convergence Reason	95% Lower CL	95% Upper CL	Relative Risk		Convergence Reason	95% Lower CL	95% Upper CL	p-value (Cochran-Mantel-Haenszel)	Interaction Test p-value (likelihood ratio)	Relative Risk		Convergence Reason	95% Lower CL	95% Upper CL
All	n/a	632	100,0	4	0,6	625	100,0	2	0,3	1,98		Convergence criterion (GCONV=1E-8) satisfied.	0,36	10,87	0,003		Algorithm converged.	-0,004	0,011	1,98		Algorithm converged.	0,36	10,78	0,4211		0,51		Algorithm converged.	0,09	2,75
Sex	Male	396	62,7	3	0,8	363	58,1	2	0,6	1,38		Convergence criterion (GCONV=1E-8) satisfied.	0,23	8,29	0,002		Algorithm converged.	-0,009	0,014	1,37		Algorithm converged.	0,23	8,18	0,7254	0,3068	0,73		Algorithm converged.	0,12	4,33
	Female	236	37,3	1	0,4	262	41,9	0	0,0		*	Quasi-complete separation of data points detected.				*	WARNING: Negative of Hessian not positive definite.			NE		Algorithm converged.	NE	NE	0,2920		NE		Algorithm converged.	NE	NE
Age	< 65 years	352	55,7	0	0,0	362	57,9	1	0,3		*	Quasi-complete separation of data points detected.				*	ERROR: Error in computing the link function, its derivatives, or the variance function.			0,00		Algorithm converged.	0,00	NE	0,3241	0,1124	>999.99		Algorithm converged.	0,00	NE
	>= 65 years	280	44,3	4	1,4	263	42,1	1	0,4	3,80		Convergence criterion (GCONV=1E-8) satisfied.	0,42	34,19	0,010		Algorithm converged.	-0,005	0,026	3,76		Algorithm converged.	0,42	33,40	0,2016		0,27		Algorithm converged.	0,03	2,37
Baseline BCVA ETDRS letter score	< 64 letters	281	44,5	3	1,1	284	45,4	2	0,7	1,52		Convergence criterion (GCONV=1E-8) satisfied.	0,25	9,17	0,004		Algorithm converged.	-0,012	0,019	1,52		Algorithm converged.	0,26	9,00	0,6450	0,3463	0,66		Algorithm converged.	0,11	3,92
	>= 64 letters	349	55,2	1	0,3	341	54,6	0	0,0		*	Quasi-complete separation of data points detected.				*	WARNING: The relative Hessian convergence criterion of 49.754598305 is greater than the limit of 0.0001. The convergence is questionable.			NE		Algorithm converged.	NE	NE	0,3229		NE		Algorithm converged.	NE	NE
	Missing	2	0,3	0	0,0	0	0,0	0	0,0	NE			NE	NE	NE		NE	NE	NE	NE		NE	NE	NE	NE		NE		NE	NE	NE
Geographic region	Europe	219	34,7	1	0,5	218	34,9	1	0,5	1,00		Convergence criterion (GCONV=1E-8) satisfied.	0,06	16,02	0,000		Algorithm converged.	-0,013	0,013	1,00		Algorithm converged.	0,06	15,81	0,9974	0,3511	1,00		Algorithm converged.	0,06	15,96
	America	344	54,4	2	0,6	339	54,2	0	0,0		*	Quasi-complete separation of data points detected.				*	WARNING: Negative of Hessian not positive definite.			NE		Algorithm converged.	NE	NE	0,1600		NE		Algorithm converged.	NE	NE
	Asia Pacific (inc. Australia)	69	10,9	1	1,4	68	10,9	1	1,5	0,99		Convergence criterion (GCONV=1E-8) satisfied.	0,06	16,08	0,000		Algorithm converged.	-0,040	0,040	0,99		Algorithm converged.	0,06	15,44	0,9917		1,01		Algorithm converged.	0,06	15,90

Includes AEs with onset up to Day 405 (last day of Week 56 analysis visit window).
Test for interaction based on RR (Log-binomial regression)
* indicates convergence problem. Result is uninterpretable.
Clinical cut-off: YOSEMITE 01NOV2021 and RHINE 28OCT2021

Program: root/clinical_studies/RO6867461/CDT70122/share/ACE_pool_DME_CSR_Final/prod/program/t_ae_raw.sas
Output: root/clinical_studies/RO6867461/CDT70122/share/ACE_pool_DME_CSR_Final/prod/output_saf_bc/t_ae_raw_sg_AESI4a_AEW56_SEBc_OCTNOV2021_DME.xls
11AUG2022 16:44

POPULATION: Safety-Evaluable Population B vs. C
ENDPOINT: Requires surgical or medical intervention to prevent permanent loss of sight (Study Eye) throughout the Entire Study
MODEL: Unstratified analysis
STUDY: GM40349 & GM40398
Dichotomous Analysis by Subgroups (Safety)

		Faricimab (PTI) (N=632)				Aflibercept (N=625)				Faricimab (PTI) vs. Aflibercept															Aflibercept vs. Faricimab (PTI)				
		Patients		Patients with Event		Patients		Patients with Event		Odds Ratio				Absolute Risk Difference				Relative Risk							Relative Risk				
Name	Level	n	%	n	%	n	%	n	%	Odds Ratio	Convergence Reason	95% Lower CL	95% Upper CL	Absolute Risk	Convergence Reason	95% Lower CL	95% Upper CL	Relative Risk	Convergence Reason	95% Lower CL	95% Upper CL	p-value (Cochran-Mantel-Haenszel)	Interaction Test p-value (likelihood ratio)	Relative Risk	Convergence Reason	95% Lower CL	95% Upper CL
All	n/a	632	100,0	8	1,3	625	100,0	4	0,6	1,99	Convergence criterion (GCONV=1E-8) satisfied.	0,60	6,64	0,006	Algorithm converged.	-0,004	0,017	1,98	Algorithm converged.	0,60	6,53	0,2541		0,51	Algorithm converged.	0,15	1,67
Study	Rhine	318	50,5	4	1,3	314	50,2	3	1,0	1,32	Convergence criterion (GCONV=1E-8) satisfied.	0,28	5,93	0,003	Algorithm converged.	-0,013	0,019	1,31	Algorithm converged.	0,30	5,82	0,7198	0,3929	0,76	Algorithm converged.	0,17	3,38
	Yosemite	313	49,5	4	1,3	311	49,8	1	0,3	4,01	Convergence criterion (GCONV=1E-8) satisfied.	0,45	36,11	0,010	Algorithm converged.	-0,004	0,024	3,97	Algorithm converged.	0,45	35,36	0,1896		0,25	Algorithm converged.	0,03	2,24

Test for interaction based on RR (Log-binomial regression)
* indicates convergence problem. Result is uninterpretable.
Clinical cut-off: YOSEMITE 01NOV2021 and RHINE 28OCT2021

Program: root/global/globalshare/morse_macros/current/prod/program/t_ae_raw.sas
Output: root/clinical_studies/RO6867461/CDT70122/share/ACE_pool_DME_CSR_Final/prod/output_saf_bc/t_ae_raw_sg2_AESI4a_SEBC_OCTNOV2021_DME.xls
14MAR2022 17:49

POPULATION: Safety-Evaluable Population B vs. C
ENDPOINT: Requires surgical or medical intervention to prevent permanent loss of sight (Study Eye) throughout the Entire Study
MODEL: Unadjusted Analysis
STUDY: GR40349 & GR40398
Forest Plot of Relative Risk

Study	Total n	Aflibercept (N=625) n	Aflibercept (N=625) n Responder	Faricimab (PTI) (N=632) n	Faricimab (PTI) (N=632) n Responder	Relative Risk	95% CI
All Patients	1257	625	4	632	8	1.98	(0.60, 6.53)
Study							
Rhine	633	314	3	319	4	1.31	(0.30, 5.82)
Yosemite	624	311	1	313	4	3.97	(0.45, 35.36)

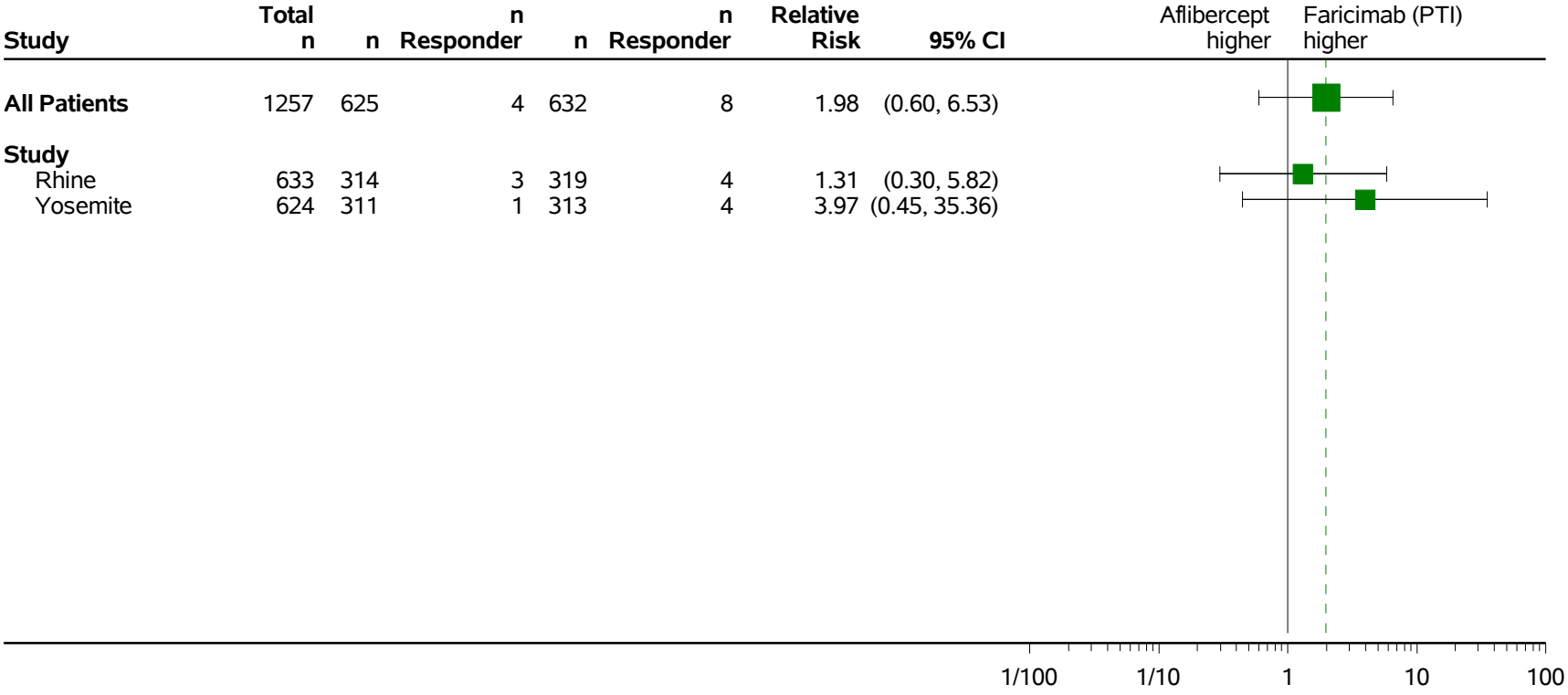

Clinical cut-off: YOSEMITE 01NOV2021 and RHINE 28OCT2021
Program: root/clinical_studies/RO6867461/CDT70122/share/ACE_pool_DME_Base/prod/program/g_forest_rr.sas
Output: root/clinical_studies/RO6867461/CDT70122/share/ACE_pool_DME_CSR_Final/prod/output_saf_bc/g_forest_rr_AESI4a_SEBC_OCTNOV2021_DME.pdf 06OCT2022 18:08

POPULATION: Safety-Evaluable Population B vs. C
ENDPOINT: Requires surgical or medical intervention to prevent permanent loss of sight (Study Eye) throughout the Entire Study
MODEL: Unstratified Analysis
STUDY: GR40349 & GR40398
Forest Plot of Odds Ratio

Study	Total n	Aflibercept (N=625) n	Aflibercept (N=625) n Responder	Faricimab (PTI) (N=632) n	Faricimab (PTI) (N=632) n Responder	Odds Ratio	95% CI
All Patients	1257	625	4	632	8	1.99	(0.60, 6.64)
Study							
Rhine	633	314	3	319	4	1.32	(0.29, 5.93)
Yosemite	624	311	1	313	4	4.01	(0.45, 36.11)

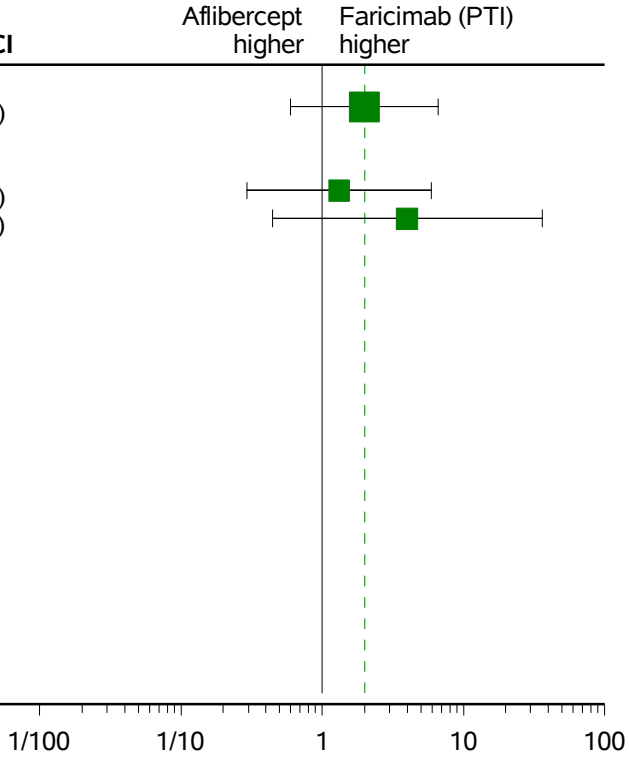

Clinical cut-off: YOSEMITE 01NOV2021 and RHINE 28OCT2021
Program: root/clinical_studies/RO6867461/CDT70122/share/ACE_pool_DME_Base/prod/program/g_forest_or.sas
Output: root/clinical_studies/RO6867461/CDT70122/share/ACE_pool_DME_CSR_Final/prod/output_saf_bc/g_forest_or_AESI4a_SEBC_OCTNOV2021_DME.pdf 04OCT2022 16:17

POPULATION: Safety-Evaluable Population B vs. C
ENDPOINT: Requires surgical or medical intervention to prevent permanent loss of sight (Study Eye) throughout the Entire Study
MODEL: Unstratified analysis
STUDY: GR40349 & GR40398
Dichotomous Analysis by Subgroups (Safety)

		Faricimab (PTI) (N=632)				Aflibercept (N=625)				Faricimab (PTI) vs. Aflibercept														Aflibercept vs. Faricimab (PTI)			
		Patients		Patients with Event		Patients		Patients with Event		Odds Ratio				Absolute Risk Difference				Relative Risk						Relative Risk			
Name	Level	n	%	n	%	n	%	n	%	Odds Ratio	Convergence Reason	95% Lower CL	95% Upper CL	Absolute Risk	Convergence Reason	95% Lower CL	95% Upper CL	Relative Risk	Convergence Reason	95% Lower CL	95% Upper CL	p-value (Cochran-Mantel-Haenszel)	Interaction Test p-value (likelihood ratio)	Relative Risk	Convergence Reason	95% Lower CL	95% Upper CL
All	n/a	632	100,0	8	1,3	625	100,0	4	0,6	1,99	Convergence criterion (GCONV=1E-8) satisfied.	0,60	6,64	0,006	Algorithm converged.	-0,004	0,017	1,98	Algorithm converged.	0,60	6,53	0,2541		0,51	Algorithm converged.	0,13	1,67
Sex	Male	396	62,7	5	1,3	363	58,1	4	1,1	1,15	Convergence criterion (GCONV=1E-8) satisfied.	0,31	4,31	0,002	Algorithm converged.	-0,014	0,017	1,15	Algorithm converged.	0,31	4,23	0,8382	0,0681	0,87	Algorithm converged.	0,24	3,22
	Female	236	37,3	3	1,3	262	41,9	0	0,0	*	Quasi-complete separation of data points detected.			*	WARNING: Negative of Hessian not positive definite.			NE	Algorithm converged.	NE	NE	0,0675		NE	Algorithm converged.	NE	NE
Age	< 65 years	352	55,7	2	0,6	362	57,9	2	0,6	1,03	Convergence criterion (GCONV=1E-8) satisfied.	0,14	7,34	0,000	Algorithm converged.	-0,011	0,011	1,03	Algorithm converged.	0,15	7,26	0,9776	0,4300	0,97	Algorithm converged.	0,14	6,87
	>= 65 years	280	44,3	6	2,1	263	42,1	2	0,8	2,86	Convergence criterion (GCONV=1E-8) satisfied.	0,57	14,28	0,014	Algorithm converged.	-0,006	0,034	2,82	Algorithm converged.	0,57	13,84	0,1819		0,35	Algorithm converged.	0,07	1,74
Baseline BCVA ETDRS letter score	< 64 letters	281	44,5	6	2,1	284	45,4	2	0,7	3,08	Convergence criterion (GCONV=1E-8) satisfied.	0,62	15,37	0,014	Algorithm converged.	-0,005	0,034	3,03	Algorithm converged.	0,62	14,89	0,1504	0,3754	0,33	Algorithm converged.	0,07	1,62
	>= 64 letters	349	55,2	2	0,6	341	54,6	2	0,6	0,98	Convergence criterion (GCONV=1E-8) satisfied.	0,14	6,97	0,000	Algorithm converged.	-0,011	0,011	0,98	Algorithm converged.	0,14	6,90	0,9815		1,02	Algorithm converged.	0,14	7,22
	Missing	2	0,3	0	0,0	0	0,0	0	0,0	NE		NE	NE	NE	NE	NE	NE	NE	NE	NE	NE	NE		NE	NE	NE	NE
Geographic region	Europe	219	34,7	3	1,4	218	34,9	2	0,9	1,50	Convergence criterion (GCONV=1E-8) satisfied.	0,23	9,86	0,005	Algorithm converged.	-0,015	0,024	1,49	Algorithm converged.	0,23	8,83	0,6569	0,6805	0,67	Algorithm converged.	0,11	3,97
	America	344	54,4	4	1,2	339	54,2	1	0,3	3,98	Convergence criterion (GCONV=1E-8) satisfied.	0,44	35,76	0,009	Algorithm converged.	-0,004	0,021	3,94	Algorithm converged.	0,44	35,09	0,1838		0,25	Algorithm converged.	0,03	2,26
	Asia Pacific (inc. Australia)	69	10,9	1	1,4	68	10,9	1	1,5	0,99	Convergence criterion (GCONV=1E-8) satisfied.	0,06	16,08	0,000	Algorithm converged.	-0,040	0,040	0,99	Algorithm converged.	0,06	15,44	0,9917		1,01	Algorithm converged.	0,06	15,90

Test for interaction based on RR (Log-binomial regression)
* indicates convergence problem. Result is uninterpretable.
Clinical cut-off: YOSEMITE 01NOV2021 and RHINE 28OCT2021

Program: root/global/globalshare/morse_macros/current/prod/program/t_ae_raw.sas
Output: root/clinical_studies/RO6867461/CDT70122/share/ACE_pool_DME_CSR_Final/prod/output_saf_bc/t_ae_raw_sg_AESI4a_SEBC_OCTNOV2021_DME.xls
14MAR2022 15:35

POPULATION: Safety-Evaluable Population B vs. C
ENDPOINT: Requires surgical or medical intervention to prevent permanent loss of sight (Fellow Eye) through Week 56
MODEL: Unstratified analysis
STUDY: GM40349 & GM40398
Dichotomous Analysis by Subgroups (Safety)

		Faricimab (PTI) (N=632)				Aflibercept (N=625)				Faricimab (PTI) vs. Aflibercept																		Aflibercept vs. Faricimab (PTI)				
		Patients		Patients with Event		Patients		Patients with Event		Odds Ratio					Absolute Risk Difference					Relative Risk								Relative Risk				
Name	Level	n	%	n	%	n	%	n	%	Odds Ratio		Convergence Reason	95% Lower CL	95% Upper CL	Absolute Risk		Convergence Reason	95% Lower CL	95% Upper CL	Relative Risk		Convergence Reason	95% Lower CL	95% Upper CL	p-value (Cochran-Mantel-Haenszel)	Interaction Test p-value (likelihood ratio)	Relative Risk		Convergence Reason	95% Lower CL	95% Upper CL
All	n/a	632	100,0	3	0,5	625	100,0	2	0,3	1,49		Convergence criterion (GCONV=1E-8) satisfied.	0,25	8,92	0,002		Algorithm converged.	-0,005	0,008	1,48		Algorithm converged.	0,25	8,85	0,6632		0,67		Algorithm converged.	0,11	4,02
Study	Rhine	319	50,5	0	0,0	314	50,2	0	0,0	NE			NE	NE	NE		NE	NE	NE	NE		NE	NE	NE	NE	1,0000	NE		NE	NE	NE
	Yosemite	313	49,5	3	1,0	311	49,8	2	0,6	1,50		Convergence criterion (GCONV=1E-8) satisfied.	0,25	9,01	0,003		Algorithm converged.	-0,011	0,017	1,49		Algorithm converged.	0,25	8,86	0,6589		0,67		Algorithm converged.	0,13	3,99

Includes AEs with onset up to Day 405 (last day of Week 56 analysis visit window).
Test for interaction based on RR (log-binomial regression)
* indicates convergence problem. Result is uninterpretable.
Clinical cut-off: YOSEMITE 01NOV2021 and RHINE 28OCT2021

Program: root/clinical_studies/RO6867461/CDT70122/share/ACE_pool_DME_CSR_Final/prod/program/t_ae_raw.sas
Output: root/clinical_studies/RO6867461/CDT70122/share/ACE_pool_DME_CSR_Final/prod/output_saf_bc/t_ae_raw_sg_AESI4b_AEW56_SEBC_OCTNOV2021_DME.xls
11AUG2022 16:57

POPULATION: Safety-Evaluable Population B vs. C
ENDPOINT: Requires surgical or medical intervention to prevent permanent loss of sight (Fellow Eye) through Week 56
MODEL: Unadjusted Analysis
STUDY: GR40349 & GR40398
Forest Plot of Relative Risk

Study	Total n	Aflibercept (N=625) n	Aflibercept (N=625) n Responder	Faricimab (PTI) (N=632) n	Faricimab (PTI) (N=632) n Responder	Relative Risk	95% CI
All Patients	1257	625	2	632	3	1.48	(0.25, 8.85)
Study							
Rhine	633	314	0	319	0	NE	NE
Yosemite	624	311	2	313	3	1.49	(0.25, 8.86)

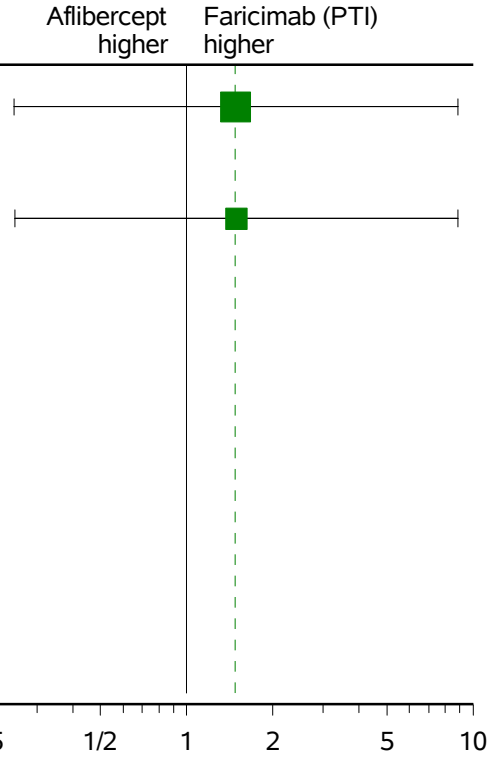

Clinical cut-off: YOSEMITE 01NOV2021 and RHINE 28OCT2021
Program: root/clinical_studies/RO6867461/CDT70122/share/ACE_pool_DME_Base/prod/program/g_forest_rr.sas
Output: root/clinical_studies/RO6867461/CDT70122/share/ACE_pool_DME_CSR_Final/prod/output_saf_bc/g_forest_rr_AESI4b_AEW56_SEBC_OCTNOV2021_DME.pdf 06OCT2022 18:19

POPULATION: Safety-Evaluable Population B vs. C
ENDPOINT: Requires surgical or medical intervention to prevent permanent loss of sight (Fellow Eye) through Week 56
MODEL: Unstratified Analysis
STUDY: GR40349 & GR40398
Forest Plot of Odds Ratio

Study	Total n	Aflibercept (N=625) n	Aflibercept (N=625) n Responder	Faricimab (PTI) (N=632) n	Faricimab (PTI) (N=632) n Responder	Odds Ratio	95% CI
All Patients	1257	625	2	632	3	1.49	(0.25, 8.92)
Study							
Rhine	633	314	0	319	0	NE	NE
Yosemite	624	311	2	313	3	1.50	(0.25, 9.01)

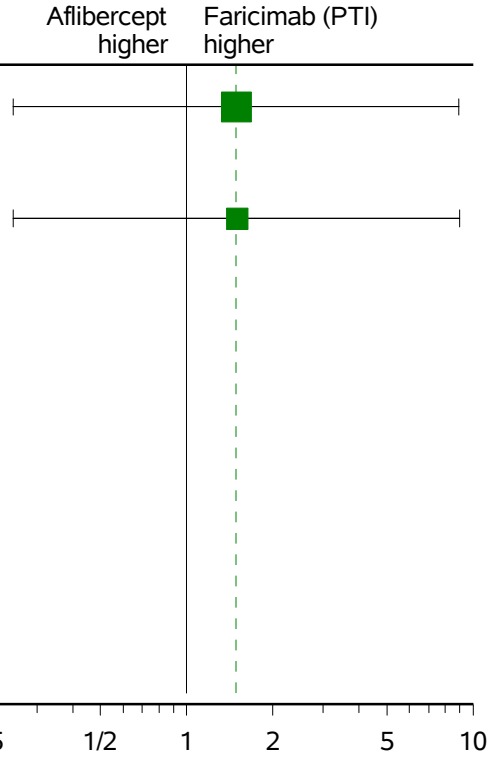

Clinical cut-off: YOSEMITE 01NOV2021 and RHINE 28OCT2021
Program: root/clinical_studies/RO6867461/CDT70122/share/ACE_pool_DME_Base/prod/program/g_forest_or.sas
Output: root/clinical_studies/RO6867461/CDT70122/share/ACE_pool_DME_CSR_Final/prod/output_saf_bc/g_forest_or_AESI4b_AEW56_SEBC_OCTNOV2021_DME.pdf 04OCT2022 16:23

POPULATION: Safety-Evaluable Population B vs. C
ENDPOINT: Requires surgical or medical intervention to prevent permanent loss of sight (Fellow Eye) through Week 56
MODEL: Unstratified analysis
STUDY: GM40349 & GM40398
Dichotomous Analysis by Subgroups (Safety)

		Faricimab (PTI) (N=632)				Aflibercept (N=625)				Faricimab (PTI) vs. Aflibercept															Aflibercept vs. Faricimab (PTI)			
		Patients		Patients with Event		Patients		Patients with Event		Odds Ratio					Absolute Risk Difference					Relative Risk						Relative Risk			
Name	Level	n	%	n	%	n	%	n	%	Odds Ratio		Convergence Reason	95% Lower CL	95% Upper CL	Absolute Risk		Convergence Reason	95% Lower CL	95% Upper CL	Relative Risk		Convergence Reason	95% Lower CL	95% Upper CL	p-value (Cochran-Mantel-Haenszel)	Interaction Test p-value (likelihood ratio)	Relative Risk		Convergence Reason	95% Lower CL	95% Upper CL
All	n/a	632	100,0	3	0,5	625	100,0	2	0,3	1,49		Convergence criterion (GCONV=1E-8) satisfied.	0,25	8,92	0,002		Algorithm converged.	-0,005	0,008	1,48		Algorithm converged.	0,25	8,85	0,6632		0,67		Algorithm converged.	0,11	4,02
Sex	Male	396	62,7	2	0,5	363	58,1	2	0,6	0,92		Convergence criterion (GCONV=1E-8) satisfied.	0,13	6,54	0,000		Algorithm converged.	-0,011	0,010	0,92		Algorithm converged.	0,13	6,47	0,9305	0,2457	1,09		Algorithm converged.	0,15	7,76
	Female	236	37,3	1	0,4	262	41,9	0	0,0		*	Quasi-complete separation of data points detected.				*	WARNING: Negative of Hessian not positive definite.			NE		Algorithm converged.	NE	NE	0,2920		NE		Algorithm converged.	NE	NE
Age	< 65 years	352	55,7	2	0,6	362	57,9	2	0,6	1,03		Convergence criterion (GCONV=1E-8) satisfied.	0,14	7,34	0,000		Algorithm converged.	-0,011	0,011	1,03		Algorithm converged.	0,15	7,26	0,9776	0,2958	0,97		Algorithm converged.	0,14	6,87
	>= 65 years	280	44,3	1	0,4	263	42,1	0	0,0		*	Quasi-complete separation of data points detected.				*	WARNING: Negative of Hessian not positive definite.			NE		Algorithm converged.	NE	NE	0,3323		NE		Algorithm converged.	NE	NE
Baseline BCVA ETDRS letter score	< 64 letters	281	44,5	3	1,1	284	45,4	2	0,7	1,52		Convergence criterion (GCONV=1E-8) satisfied.	0,25	9,17	0,004		Algorithm converged.	-0,012	0,019	1,52		Algorithm converged.	0,26	9,00	0,6450	1,0000	0,66		Algorithm converged.	0,11	3,92
	>= 64 letters	349	55,2	0	0,0	341	54,6	0	0,0	NE			NE	NE	NE		NE	NE	NE	NE		NE	NE	NE	NE		NE		NE	NE	NE
	Missing	2	0,3	0	0,0	0	0,0	0	0,0	NE			NE	NE	NE		NE	NE	NE	NE		NE	NE	NE	NE		NE		NE	NE	NE
Geographic region	Europe	219	34,7	1	0,5	218	34,9	0	0,0		*	Quasi-complete separation of data points detected.				*	WARNING: Negative of Hessian not positive definite.			NE		Algorithm converged.	NE	NE	0,3184	0,2312	NE		Algorithm converged.	NE	NE
	America	344	54,4	1	0,3	339	54,2	2	0,6	0,49		Convergence criterion (GCONV=1E-8) satisfied.	0,04	5,44	-0,003		Algorithm converged.	-0,013	0,007	0,49		Algorithm converged.	0,04	5,41	0,5546		2,03		Algorithm converged.	0,18	22,28
	Asia Pacific (inc. Australia)	69	10,9	1	1,4	68	10,9	0	0,0		*	Quasi-complete separation of data points detected.				*	WARNING: The relative Hessian convergence criterion of 11.992173265 is greater than the limit of 0.0001. The convergence is questionable.			NE		Algorithm converged.	NE	NE	0,3208		NE		Algorithm converged.	NE	NE

Includes AEs with onset up to Day 405 (last day of Week 56 analysis visit window).
Test for interaction based on RR (log-binomial regression)
* indicates convergence problem. Result is uninterpretable.
Clinical cut-off: YOSEMITE 01NOV2021 and RHINE 28OCT2021

Program: root/clinical_studies/RO6867461/CDT70122/share/ACE_pool_DME_CSR_Final/prod/program/t_ae_raw.sas
Output: root/clinical_studies/RO6867461/CDT70122/share/ACE_pool_DME_CSR_Final/prod/output_saf_bc/t_ae_raw_sg_AESI4b_AEW56_SEBC_OCTNOV2021_DME.xls
11AUG2022 16:57

POPULATION: Safety-Evaluable Population B vs. C
ENDPOINT: Requires surgical or medical intervention to prevent permanent loss of sight (Fellow Eye) throughout the Entire Study
MODEL: Unstratified analysis
STUDY: GM40349 & GM40398
Dichotomous Analysis by Subgroups (Safety)

		Faricimab (PTI) (N=632)				Aflibercept (N=625)				Faricimab (PTI) vs. Aflibercept																Aflibercept vs. Faricimab (PTI)			
		Patients		Patients with Event		Patients		Patients with Event		Odds Ratio				Absolute Risk Difference				Relative Risk								Relative Risk			
Name	Level	n	%	n	%	n	%	n	%	Odds Ratio		Convergence Reason	95% Lower CL	95% Upper CL	Absolute Risk		Convergence Reason	95% Lower CL	95% Upper CL	Relative Risk		Convergence Reason	95% Lower CL	95% Upper CL	p-value (Cochran-Mantel-Haenszel)	Interaction Test p-value (likelihood ratio)	Relative Risk		Convergence Reason	95% Lower CL	95% Upper CL
All	n/a	632	100,0	5	0,8	625	100,0	4	0,6	1,24		Convergence criterion (GCONV=1E-8) satisfied.	0,33	4,63	0,002		Algorithm converged.	-0,008	0,011	1,24		Algorithm converged.	0,33	4,58	0,7508		0,81		Algorithm converged.	0,22	3,00
Study	Rhine	319	50,5	1	0,3	314	50,2	1	0,3	0,98		Convergence criterion (GCONV=1E-8) satisfied.	0,06	15,80	0,000		Algorithm converged.	-0,009	0,009	0,98		Algorithm converged.	0,06	15,67	0,9911	0,8531	1,02		Algorithm converged.	0,06	16,17
	Yosemite	313	49,5	4	1,3	311	49,8	3	1,0	1,33		Convergence criterion (GCONV=1E-8) satisfied.	0,29	5,99	0,003		Algorithm converged.	-0,013	0,026	1,32		Algorithm converged.	0,30	5,87	0,7104		0,75		Algorithm converged.	0,17	3,34

Test for interaction based on RR (Log-binomial regression)
* indicates convergence problem. Result is uninterpretable.
Clinical cut-off: YOSEMITE 01NOV2021 and RHINE 28OCT2021

Program: root/global/globalshare/morse_macros/current/prod/program/t_ae_raw.sas
Output: root/clinical_studies/RO6867461/CDT70122/share/ACE_pool_DME_CSR_Final/prod/output_saf_bc/t_ae_raw_sg2_AESI4b_SEBC_OCTNOV2021_DME.xls
14MAR2022 18:02

POPULATION: Safety-Evaluable Population B vs. C
ENDPOINT: Requires surgical or medical intervention to prevent permanent loss of sight (Fellow Eye) throughout the Entire Study
MODEL: Unadjusted Analysis
STUDY: GR40349 & GR40398
Forest Plot of Relative Risk

Study	Total n	Aflibercept (N=625) n	Aflibercept (N=625) n Responder	Faricimab (PTI) (N=632) n	Faricimab (PTI) (N=632) n Responder	Relative Risk	95% CI
All Patients	1257	625	4	632	5	1.24	(0.33, 4.58)
Study							
Rhine	633	314	1	319	1	0.98	(0.06, 15.67)
Yosemite	624	311	3	313	4	1.32	(0.30, 5.87)

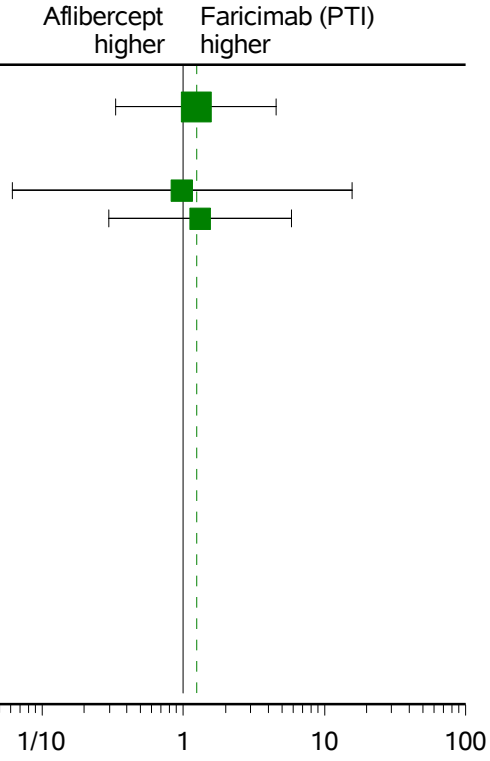

Clinical cut-off: YOSEMITE 01NOV2021 and RHINE 28OCT2021
Program: root/clinical_studies/RO6867461/CDT70122/share/ACE_pool_DME_Base/prod/program/g_forest_rr.sas
Output: root/clinical_studies/RO6867461/CDT70122/share/ACE_pool_DME_CSR_Final/prod/output_saf_bc/g_forest_rr_AESI4b_SEBC_OCTNOV2021_DME.pdf 06OCT2022 18:20

POPULATION: Safety-Evaluable Population B vs. C
ENDPOINT: Requires surgical or medical intervention to prevent permanent loss of sight (Fellow Eye) throughout the Entire Study
MODEL: Unstratified Analysis
STUDY: GR40349 & GR40398
Forest Plot of Odds Ratio

Study	Total n	Aflibercept (N=625) n	Aflibercept (N=625) n Responder	Faricimab (PTI) (N=632) n	Faricimab (PTI) (N=632) n Responder	Odds Ratio	95% CI
All Patients	1257	625	4	632	5	1.24	(0.33, 4.63)
Study							
Rhine	633	314	1	319	1	0.98	(0.06, 15.80)
Yosemite	624	311	3	313	4	1.33	(0.29, 5.99)

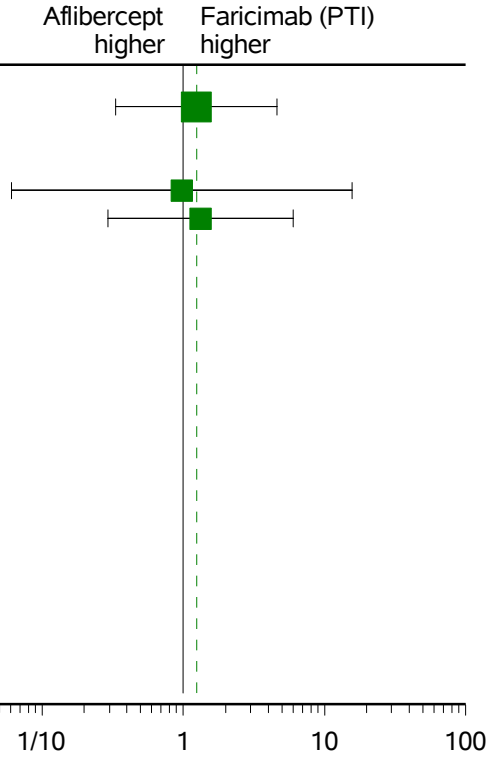

Clinical cut-off: YOSEMITE 01NOV2021 and RHINE 28OCT2021
Program: root/clinical_studies/RO6867461/CDT70122/share/ACE_pool_DME_Base/prod/program/g_forest_or.sas
Output: root/clinical_studies/RO6867461/CDT70122/share/ACE_pool_DME_CSR_Final/prod/output_saf_bc/g_forest_or_AESI4b_SEBC_OCTNOV2021_DME.pdf 04OCT2022 16:25

POPULATION: Safety-Evaluable Population B vs. C
ENDPOINT: Requires surgical or medical intervention to prevent permanent loss of sight (Fellow Eye) throughout the Entire Study
MODEL: Unstratified analysis
STUDY: GM40349 & GM40398
Dichotomous Analysis by Subgroups (Safety)

		Faricimab (PTI) (N=632)				Aflibercept (N=625)				Faricimab (PTI) vs. Aflibercept																		Aflibercept vs. Faricimab (PTI)				
		Patients		Patients with Event		Patients		Patients with Event		Odds Ratio					Absolute Risk Difference					Relative Risk								Relative Risk				
Name	Level	n	%	n	%	n	%	n	%	Odds Ratio		Convergence Reason	95% Lower CL	95% Upper CL	Absolute Risk		Convergence Reason	95% Lower CL	95% Upper CL	Relative Risk		Convergence Reason	95% Lower CL	95% Upper CL	p-value (Cochran-Mantel-Haenszel)	Interaction Test p-value (likelihood ratio)	Relative Risk		Convergence Reason	95% Lower CL	95% Upper CL
All	n/a	632	100,0	5	0,8	625	100,0	4	0,6	1,24		Convergence criterion (GCONV=1E-8) satisfied.	0,33	4,63	0,002		Algorithm converged.	-0,008	0,011	1,24		Algorithm converged.	0,33	4,58	0,7508		0,81		Algorithm converged.	0,22	3,00
Sex	Male	396	62,7	4	1,0	363	58,1	3	0,8	1,22		Convergence criterion (GCONV=1E-8) satisfied.	0,27	5,51	0,002		Algorithm converged.	-0,012	0,015	1,22		Algorithm converged.	0,28	5,42	0,7916	0,9522	0,82		Algorithm converged.	0,18	3,63
	Female	236	37,3	1	0,4	262	41,9	1	0,4	1,11		Convergence criterion (GCONV=1E-8) satisfied.	0,07	17,86	0,000		Algorithm converged.	-0,011	0,012	1,11		Algorithm converged.	0,07	17,65	0,9410		0,90		Algorithm converged.	0,06	14,32
Age	< 65 years	352	55,7	4	1,1	362	57,9	2	0,6	2,07		Convergence criterion (GCONV=1E-8) satisfied.	0,38	11,37	0,008		Algorithm converged.	-0,008	0,019	2,06		Algorithm converged.	0,38	11,16	0,3932	0,3079	0,45		Algorithm converged.	0,09	2,64
	>= 65 years	280	44,3	1	0,4	263	42,1	2	0,8	0,47		Convergence criterion (GCONV=1E-8) satisfied.	0,04	5,19	-0,004		Algorithm converged.	-0,017	0,009	0,47		Algorithm converged.	0,04	5,15	0,5267		2,13		Algorithm converged.	0,19	23,34
Baseline BCVA ETDRS letter score	< 64 letters	281	44,5	3	1,1	284	45,4	3	1,1	1,01		Convergence criterion (GCONV=1E-8) satisfied.	0,20	5,05	0,000		Algorithm converged.	-0,017	0,017	1,01		Algorithm converged.	0,21	4,96	0,9896	0,6485	0,99		Algorithm converged.	0,20	4,86
	>= 64 letters	349	55,2	2	0,6	341	54,6	1	0,3	1,96		Convergence criterion (GCONV=1E-8) satisfied.	0,18	21,71	0,003		Algorithm converged.	-0,007	0,013	1,95		Algorithm converged.	0,18	21,45	0,5768		0,51		Algorithm converged.	0,05	5,62
	Missing	2	0,3	0	0,0	0	0,0	0	0,0	NE			NE	NE	NE		NE	NE	NE	NE		NE	NE	NE	NE		NE		NE	NE	NE
Geographic region	Europe	219	34,7	1	0,5	218	34,9	0	0,0		*	Quasi-complete separation of data points detected.				*	WARNING: Negative of Hessian not positive definite.			NE		Algorithm converged.	NE	NE	0,3184	0,5255	NE		Algorithm converged.	NE	NE
	America	344	54,4	3	0,9	339	54,2	3	0,9	0,99		Convergence criterion (GCONV=1E-8) satisfied.	0,20	4,92	0,000		Algorithm converged.	-0,014	0,014	0,99		Algorithm converged.	0,20	4,85	0,9856		1,01		Algorithm converged.	0,21	4,99
	Asia Pacific (inc. Australia)	69	10,9	1	1,4	68	10,9	1	1,5	0,99		Convergence criterion (GCONV=1E-8) satisfied.	0,06	16,08	0,000		Algorithm converged.	-0,040	0,040	0,99		Algorithm converged.	0,06	15,44	0,9917		1,01		Algorithm converged.	0,06	15,90

Test for interaction based on RR (Log-binomial regression)
* indicates convergence problem. Result is uninterpretable.
Clinical cut-off: YOSEMITE 01NOV2021 and RHINE 28OCT2021

Program: root/global/globalshare/morse_macros/current/prod/program/t_ae_raw.sas
Output: root/clinical_studies/RO6867461/CDT70122/share/ACE_pool_DME_CSR_Final/prod/output_saf_bc/t_ae_raw_sg_AES14b_SEBC_OCTNOV2021_DME.xls
14MAR2022 15:49

POPULATION: Safety-Evaluable Population B vs. C
ENDPOINT: Associated with severe intraocular inflammation (Study Eye) through Week 56
MODEL: Unstratified analysis
STUDY: GR40349 & GR40398
Dichotomous Analysis by Subgroups (Safety)

		Faricimab (PTI) (N=632)				Aflibercept (N=625)				Faricimab (PTI) vs. Aflibercept																	Aflibercept vs. Faricimab (PTI)			
		Patients		Patients with Event		Patients		Patients with Event		Odds Ratio					Absolute Risk Difference					Relative Risk							Relative Risk				
Name	Level	n	%	n	%	n	%	n	%	Odds Ratio		Convergence Reason	95% Lower CL	95% Upper CL	Absolute Risk		Convergence Reason	95% Lower CL	95% Upper CL	Relative Risk		Convergence Reason	95% Lower CL	95% Upper CL	p-value (Cochran-Mantel-Haenszel)	Interaction Test p-value (likelihood ratio)	Relative Risk		Convergence Reason	95% Lower CL	95% Upper CL
All	n/a	632	100,0	3	0,8	625	100,0	1	0,2	4,98		Convergence criterion (GCONV=1E-8) satisfied.	0,58	42,71	0,006		Algorithm converged.	-0,001	0,014	4,94		Algorithm converged.	0,58	42,20	0,1047		0,20		Algorithm converged.	0,02	1,73
Study	Rhine	319	50,5	0	0,0	314	50,2	1	0,3		*	Quasi-complete separation of data points detected.				*	ERROR: The mean parameter is either invalid or at a limit of its range for some observations.			0,00		Algorithm converged.	0,00	NE	0,3135	0,0198	>999.99		Algorithm converged.	0,00	NE
	Yosemite	313	49,5	3	1,6	311	49,8	0	0,0		*	Quasi-complete separation of data points detected.				*	WARNING: Negative of Hessian not positive definite.			NE		Algorithm converged.	NE	NE	0,0253		NE		Algorithm converged.	NE	NE

Includes AEs with onset up to Day 405 (last day of Week 56 analysis visit window).
Test for interaction based on RR (log-binomial regression)
* indicates convergence problem. Result is uninterpretable.
Clinical cut-off: YOSEMITE 01NOV2021 and RHINE 28OCT2021

Program: root/clinical_studies/RO6867461/CDT70122/share/ACE_pool_DME_CSR_Final/prod/program/t_ae_raw.sas
Output: root/clinical_studies/RO6867461/CDT70122/share/ACE_pool_DME_CSR_Final/prod/output_saf_bc/t_ae_raw_sg_AESI5a_AEW56_SEBC_OCTNOV2021_DME.xls
11AUG2022 16:48

POPULATION: Safety-Evaluable Population B vs. C
ENDPOINT: Associated with severe intraocular inflammation (Study Eye) through Week 56
MODEL: Unadjusted Analysis
STUDY: GR40349 & GR40398
Forest Plot of Relative Risk

Study	Total n	Aflibercept (N=625) n	Aflibercept (N=625) n Responder	Faricimab (PTI) (N=632) n	Faricimab (PTI) (N=632) n Responder	Relative Risk	95% CI
All Patients	1257	625	1	632	5	4.94	(0.58, 42.20)
Study							
Rhine	633	314	1	319	0	0.00	(0.00, NE)
Yosemite	624	311	0	313	5	NE	NE

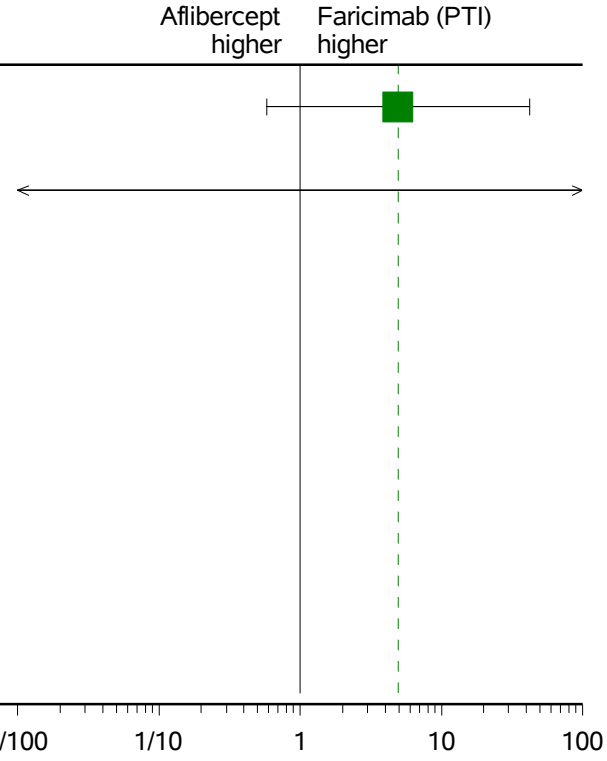

Clinical cut-off: YOSEMITE 01NOV2021 and RHINE 28OCT2021
Program: root/clinical_studies/RO6867461/CDT70122/share/ACE_pool_DME_Base/prod/program/g_forest_rr.sas
Output: root/clinical_studies/RO6867461/CDT70122/share/ACE_pool_DME_CSR_Final/prod/output_saf_bc/g_forest_rr_AESI5a_AEW56_SEBC_OCTNOV2021_DME.pdf 06OCT2022 18:11

POPULATION: Safety-Evaluable Population B vs. C
ENDPOINT: Associated with severe intraocular inflammation (Study Eye) through Week 56
MODEL: Unstratified Analysis
STUDY: GR40349 & GR40398
Forest Plot of Odds Ratio

Study	Total n	Aflibercept (N=625) n	Aflibercept (N=625) n Responder	Faricimab (PTI) (N=632) n	Faricimab (PTI) (N=632) n Responder	Odds Ratio	95% CI
All Patients	1257	625	1	632	5	4.98	(0.58, 42.71)
Study							
Rhine	633	314	1	319	0	0.00	(0.00, NE)
Yosemite	624	311	0	313	5	>999.99	(0.00, >999.99)

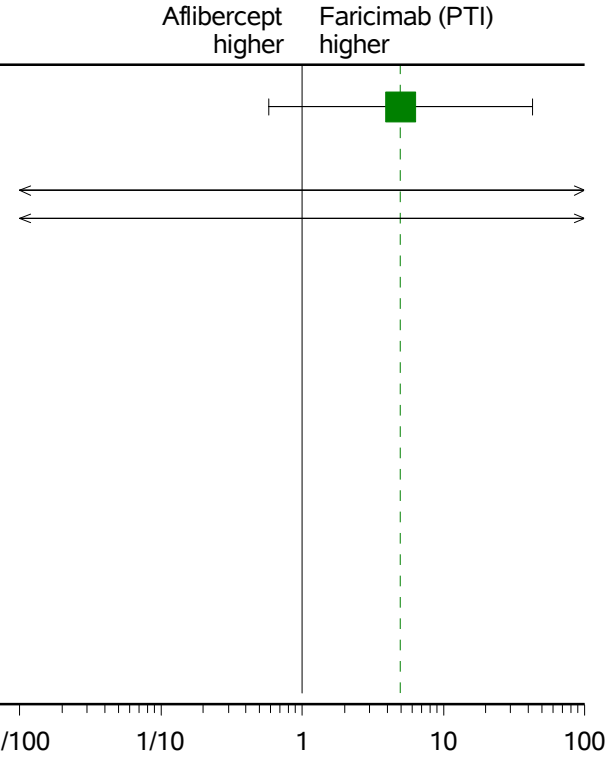

Clinical cut-off: YOSEMITE 01NOV2021 and RHINE 28OCT2021
Program: root/clinical_studies/RO6867461/CDT70122/share/ACE_pool_DME_Base/prod/program/g_forest_or.sas
Output: root/clinical_studies/RO6867461/CDT70122/share/ACE_pool_DME_CSR_Final/prod/output_saf_bc/g_forest_or_AESI5a_AEW56_SEBC_OCTNOV2021_DME.pdf 04OCT2022 16:18

POPULATION: Safety-Evaluable Population B vs. C
ENDPOINT: Associated with severe intraocular inflammation (Study Eye) through Week 56
MODEL: Unstratified analysis
STUDY: GR40349 & GR40398
Dichotomous Analysis by Subgroups (Safety)

		Faricimab (PTI) (N=632)				Aflibercept (N=625)				Faricimab (PTI) vs. Aflibercept																Aflibercept vs. Faricimab (PTI)					
		Patients		Patients with Event		Patients		Patients with Event		Odds Ratio					Absolute Risk Difference					Relative Risk							Relative Risk					
Name	Level	n	%	n	%	n	%	n	%	Odds Ratio		Convergence Reason	95% Lower CL	95% Upper CL	Absolute Risk		Convergence Reason	95% Lower CL	95% Upper CL	Relative Risk		Convergence Reason	95% Lower CL	95% Upper CL	p-value (Cochran-Mantel-Haenszel)	Interaction Test p-value (likelihood ratio)	Relative Risk		Convergence Reason	95% Lower CL	95% Upper CL
All	n/a	632	100,0	5	0,8	625	100,0	1	0,2	4,98		Convergence criterion (GCONV=1E-8) satisfied.	0,58	42,71	0,006		Algorithm converged.	-0,001	0,014	4,94		Algorithm converged.	0,58	42,20	0,1047		0,20		Algorithm converged.	0,02	1,73
Sex	Male	396	62,7	2	0,5	363	58,1	1	0,3	1,84		Convergence criterion (GCONV=1E-8) satisfied.	0,17	20,35	0,002		Algorithm converged.	-0,007	0,011	1,83		Algorithm converged.	0,17	20,13	0,6148	0,1808	0,55		Algorithm converged.	0,05	5,99
	Female	236	37,3	3	1,3	262	41,9	0	0,0		*	Quasi-complete separation of data points detected.				*	WARNING: Negative of Hessian not positive definite.			NE		Algorithm converged.	NE	NE	0,0675		NE		Algorithm converged.	NE	NE
Age	< 65 years	352	55,7	4	1,1	362	57,9	1	0,3	4,15		Convergence criterion (GCONV=1E-8) satisfied.	0,46	37,31	0,009		Algorithm converged.	-0,004	0,021	4,11		Algorithm converged.	0,46	36,62	0,1685	0,5410	0,24		Algorithm converged.	0,03	2,16
	>= 65 years	280	44,3	1	0,4	263	42,1	0	0,0		*	Quasi-complete separation of data points detected.				*	WARNING: Negative of Hessian not positive definite.			NE		Algorithm converged.	NE	NE	0,3325		NE		Algorithm converged.	NE	NE
Baseline BCVA ETDRS letter score	< 64 letters	281	44,5	2	0,7	284	45,4	0	0,0		*	Quasi-complete separation of data points detected.				*	WARNING: Negative of Hessian not positive definite.			NE		Algorithm converged.	NE	NE	0,1547	0,3343	NE		Algorithm converged.	NE	NE
	>= 64 letters	349	55,2	3	0,9	341	54,6	1	0,3	2,95		Convergence criterion (GCONV=1E-8) satisfied.	0,31	28,47	0,006		Algorithm converged.	-0,006	0,017	2,93		Algorithm converged.	0,31	28,04	0,3276		0,34		Algorithm converged.	0,06	3,26
	Missing	2	0,3	0	0,0	0	0,0	0	0,0	NE			NE	NE	NE		NE	NE	NE	NE		NE	NE	NE	NE		NE		NE	NE	NE
Geographic region	Europe	219	34,7	1	0,5	218	34,9	1	0,5	1,00		Convergence criterion (GCONV=1E-8) satisfied.	0,06	16,02	0,000		Algorithm converged.	-0,013	0,013	1,00		Algorithm converged.	0,06	15,81	0,9974	0,2689	1,00		Algorithm converged.	0,06	15,96
	America	344	54,4	3	0,9	339	54,2	0	0,0		*	Quasi-complete separation of data points detected.				*	WARNING: Negative of Hessian not positive definite.			NE		Algorithm converged.	NE	NE	0,0851		NE		Algorithm converged.	NE	NE
	Asia Pacific (inc. Australia)	69	10,9	1	1,4	68	10,9	0	0,0		*	Quasi-complete separation of data points detected.				*	WARNING: The relative Hessian convergence criterion of 11.992173254 is greater than the limit of 0.0001. The convergence is questionable.			NE		Algorithm converged.	NE	NE	0,3208		NE		Algorithm converged.	NE	NE

Includes AEs with onset up to Day 405 (last day of Week 56 analysis visit window).
Test for interaction based on RR (log-binomial regression)
* indicates convergence problem. Result is uninterpretable.
Clinical cut-off: YOSEMITE 01NOV2021 and RHINE 28OCT2021

Program: root/clinical_studies/RO6867461/CDT70122/share/ACE_pool_DME_CSR_Final/prod/program/t_ae_raw.sas
Output: root/clinical_studies/RO6867461/CDT70122/share/ACE_pool_DME_CSR_Final/prod/output_saf_bc/t_ae_raw_sg_AESI5a_AEW56_SEBC_OCTNOV2021_DME.xls
11AUG2022 16:48

POPULATION: Safety-Evaluable Population B vs. C
ENDPOINT: Associated with severe intraocular inflammation (Study Eye) throughout the Entire Study
MODEL: Unstratified analysis
STUDY: GM40349 & GM40398
Dichotomous Analysis by Subgroups (Safety)

		Faricimab (PTI) (N=632)				Aflibercept (N=625)				Faricimab (PTI) vs. Aflibercept																	Aflibercept vs. Faricimab (PTI)				
		Patients		Patients with Event		Patients		Patients with Event		Odds Ratio					Absolute Risk Difference					Relative Risk								Relative Risk				
Name	Level	n	%	n	%	n	%	n	%	Odds Ratio		Convergence Reason	95% Lower CL	95% Upper CL	Absolute Risk		Convergence Reason	95% Lower CL	95% Upper CL	Relative Risk		Convergence Reason	95% Lower CL	95% Upper CL	p-value (Cochran-Mantel-Haenszel)	Interaction Test p-value (likelihood ratio)	Relative Risk		Convergence Reason	95% Lower CL	95% Upper CL
All	n/a	632	100,0	5	0,8	625	100,0	1	0,2	4,98		Convergence criterion (GCONV=1E-8) satisfied.	0,58	42,71	0,006		Algorithm converged.	-0,001	0,014	4,94		Algorithm converged.	0,58	42,20	0,1047		0,20		Algorithm converged.	0,02	1,73
Study	Rhine	319	50,5	0	0,0	314	50,2	1	0,3		*	Quasi-complete separation of data points detected.				*	ERROR: The mean parameter is either invalid or at a limit of its range for some observations.			0,00		Algorithm converged.	0,00	NE	0,3135	0,0198	>999.99		Algorithm converged.	0,00	NE
	Yosemite	313	49,5	5	1,6	311	49,8	0	0,0		*	Quasi-complete separation of data points detected.				*	WARNING: Negative of Hessian not positive definite.			NE		Algorithm converged.	NE	NE	0,0253		NE		Algorithm converged.	NE	NE

Test for interaction based on RR (Log-binomial regression)
* indicates convergence problem. Result is uninterpretable.
Clinical cut-off: YOSEMITE 01NOV2021 and RHINE 28OCT2021

Program: root/global/globalshare/morse_macros/current/prod/program/t_ae_raw.sas
Output: root/clinical_studies/RO6867461/CDT70122/share/ACE_pool_DME_CSR_Final/prod/output_saf_bc/t_ae_raw_sg2_AESI5a_SEBC_OCTNOV2021_DME.xls
14MAR2022 17:52

POPULATION: Safety-Evaluable Population B vs. C
ENDPOINT: Associated with severe intraocular inflammation (Study Eye) throughout the Entire Study
MODEL: Unadjusted Analysis
STUDY: GR40349 & GR40398
Forest Plot of Relative Risk

Study	Total n	Aflibercept (N=625) n	Aflibercept (N=625) n Responder	Faricimab (PTI) (N=632) n	Faricimab (PTI) (N=632) n Responder	Relative Risk	95% CI
All Patients	1257	625	1	632	5	4.94	(0.58, 42.20)
Study							
Rhine	633	314	1	319	0	0.00	(0.00, NE)
Yosemite	624	311	0	313	5	NE	NE

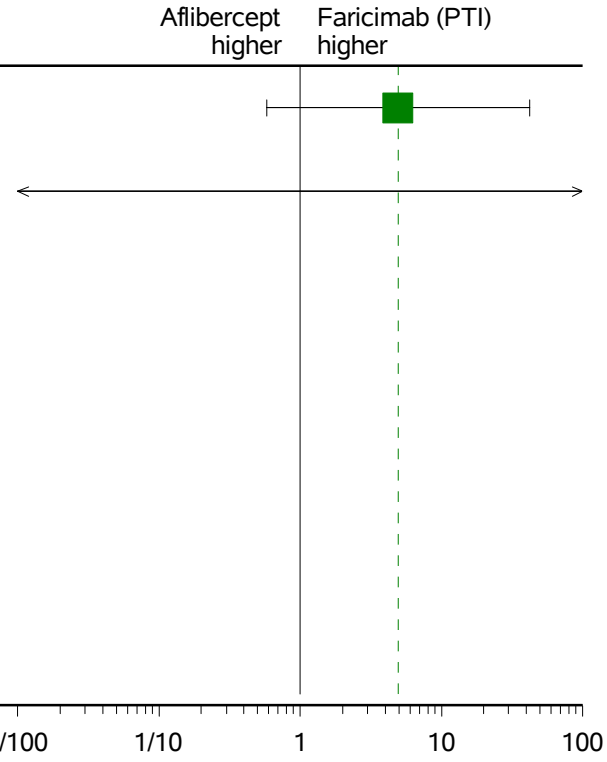

Clinical cut-off: YOSEMITE 01NOV2021 and RHINE 28OCT2021
Program: root/clinical_studies/RO6867461/CDT70122/share/ACE_pool_DME_Base/prod/program/g_forest_rr.sas
Output: root/clinical_studies/RO6867461/CDT70122/share/ACE_pool_DME_CSR_Final/prod/output_saf_bc/g_forest_rr_AESI5a_SEBC_OCTNOV2021_DME.pdf 06OCT2022 18:12

POPULATION: Safety-Evaluable Population B vs. C
ENDPOINT: Associated with severe intraocular inflammation (Study Eye) throughout the Entire Study
MODEL: Unstratified Analysis
STUDY: GR40349 & GR40398
Forest Plot of Odds Ratio

Study	Total n	Aflibercept (N=625) n	Aflibercept (N=625) n Responder	Faricimab (PTI) (N=632) n	Faricimab (PTI) (N=632) n Responder	Odds Ratio	95% CI
All Patients	1257	625	1	632	5	4.98	(0.58, 42.71)
Study							
Rhine	633	314	1	319	0	0.00	(0.00, NE)
Yosemite	624	311	0	313	5	>999.99	(0.00, >999.99)

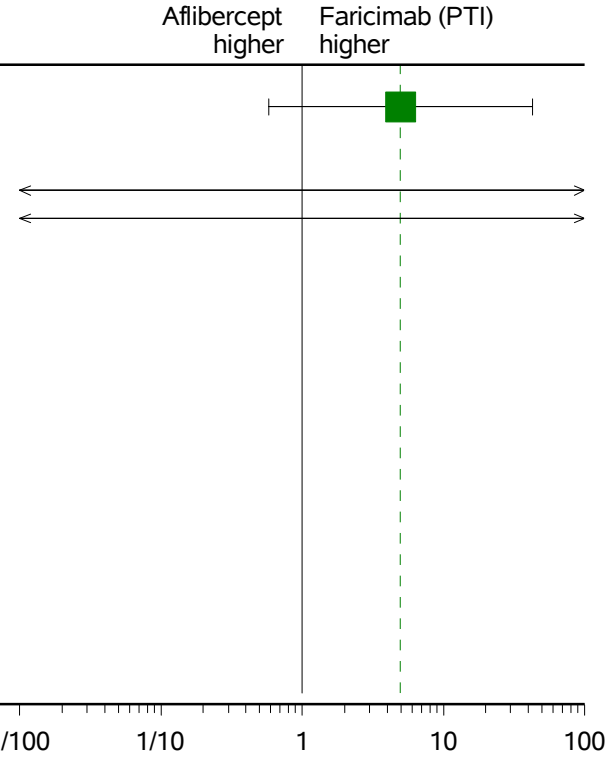

Clinical cut-off: YOSEMITE 01NOV2021 and RHINE 28OCT2021
Program: root/clinical_studies/RO6867461/CDT70122/share/ACE_pool_DME_Base/prod/program/g_forest_or.sas
Output: root/clinical_studies/RO6867461/CDT70122/share/ACE_pool_DME_CSR_Final/prod/output_saf_bc/g_forest_or_AESI5a_SEBC_OCTNOV2021_DME.pdf 04OCT2022 16:19

POPULATION: Safety-Evaluable Population B vs. C
ENDPOINT: Associated with severe intraocular inflammation (Study Eye) throughout the Entire Study
MODEL: Unstratified analysis
STUDY: GR40349 & GR40398
Dichotomous Analysis by Subgroups (Safety)

		Faricimab (PTI) (N=632)				Aflibercept (N=625)				Faricimab (PTI) vs. Aflibercept														Aflibercept vs. Faricimab (PTI)			
		Patients		Patients with Event		Patients		Patients with Event		Odds Ratio				Absolute Risk Difference				Relative Risk						Relative Risk			
Name	Level	n	%	n	%	n	%	n	%	Odds Ratio	Convergence Reason	95% Lower CL	95% Upper CL	Absolute Risk	Convergence Reason	95% Lower CL	95% Upper CL	Relative Risk	Convergence Reason	95% Lower CL	95% Upper CL	p-value (Cochran-Mantel-Haenszel)	Interaction Test p-value (likelihood ratio)	Relative Risk	Convergence Reason	95% Lower CL	95% Upper CL
All	n/a	632	100,0	5	0,8	625	100,0	1	0,2	4,98	Convergence criterion (GCONV=1E-8) satisfied.	0,58	42,71	0,006	Algorithm converged.	-0,001	0,014	4,94	Algorithm converged.	0,58	42,20	0,1047		0,20	Algorithm converged.	0,02	1,73
Sex	Male	398	62,7	2	0,3	363	58,1	1	0,3	1,84	Convergence criterion (GCONV=1E-8) satisfied.	0,17	20,35	0,002	Algorithm converged.	-0,007	0,011	1,83	Algorithm converged.	0,17	20,13	0,6148	0,1808	0,55	Algorithm converged.	0,05	5,93
	Female	234	37,3	3	1,3	262	41,9	0	0,0		* Quasi-complete separation of data points detected.				* WARNING: Negative of Hessian not positive definite.			NE	Algorithm converged.	NE	NE	0,0675		NE	Algorithm converged.	NE	NE
Age	< 65 years	352	55,7	4	1,1	362	57,9	1	0,3	4,15	Convergence criterion (GCONV=1E-8) satisfied.	0,46	37,31	0,009	Algorithm converged.	-0,004	0,021	4,11	Algorithm converged.	0,46	36,62	0,1685	0,5410	0,24	Algorithm converged.	0,03	2,16
	>= 65 years	280	44,3	1	0,4	263	42,1	0	0,0		* Quasi-complete separation of data points detected.				* WARNING: Negative of Hessian not positive definite.			NE	Algorithm converged.	NE	NE	0,3325		NE	Algorithm converged.	NE	NE
Baseline BCVA ETDRS letter score	< 64 letters	281	44,5	2	0,7	284	45,4	0	0,0		* Quasi-complete separation of data points detected.				* WARNING: Negative of Hessian not positive definite.			NE	Algorithm converged.	NE	NE	0,1547	0,3343	NE	Algorithm converged.	NE	NE
	>= 64 letters	349	55,2	3	0,9	341	54,6	1	0,3	2,95	Convergence criterion (GCONV=1E-8) satisfied.	0,31	28,47	0,006	Algorithm converged.	-0,006	0,017	2,93	Algorithm converged.	0,31	28,04	0,3276		0,34	Algorithm converged.	0,04	3,26
	Missing	2	0,3	0	0,0	0	0,0	0	0,0	NE		NE	NE	NE	NE	NE	NE	NE	NE	NE	NE	NE		NE	NE	NE	NE
Geographic region	Europe	219	34,7	1	0,5	218	34,9	1	0,5	1,00	Convergence criterion (GCONV=1E-8) satisfied.	0,06	16,02	0,000	Algorithm converged.	-0,013	0,013	1,00	Algorithm converged.	0,06	15,81	0,9974	0,2689	1,00	Algorithm converged.	0,06	15,96
	America	344	54,4	3	0,9	339	54,2	0	0,0		* Quasi-complete separation of data points detected.				* WARNING: Negative of Hessian not positive definite.			NE	Algorithm converged.	NE	NE	0,0851		NE	Algorithm converged.	NE	NE
	Asia Pacific (inc. Australia)	69	10,9	1	1,4	68	10,9	0	0,0		* Quasi-complete separation of data points detected.				* WARNING: The relative Hessian convergence criterion of 11.992173254 is greater than the limit of 0.0001. The convergence is questionable.			NE	Algorithm converged.	NE	NE	0,3208		NE	Algorithm converged.	NE	NE

Test for interaction based on RR (Log-binomial regression)
* indicates convergence problem. Result is uninterpretable.
Clinical cut-off: YOSEMITE 01NOV2021 and RHINE 28OCT2021

Program: root/global/globalshare/morse_macros/current/prod/program/t_ae_raw.sas
Output: root/clinical_studies/RO6867461/CDT70122/share/ACE_pool_DME_CSR_Final/prod/output_saf_bc/t_ae_raw_sg_AESI5a_SEBC_OCTNOV2021_DME.xls
14MAR2022 15:38

POPULATION: Safety-Evaluable Population B vs. C
ENDPOINT: Associated with severe intraocular inflammation (Fellow Eye) through Week 56
MODEL: Unstratified analysis
STUDY: GM40349 & GM40398
Dichotomous Analysis by Subgroups (Safety)

		Faricimab (PTI) (N=632)				Aflibercept (N=625)				Faricimab (PTI) vs. Aflibercept																		Aflibercept vs. Faricimab (PTI)				
		Patients		Patients with Event		Patients		Patients with Event		Odds Ratio					Absolute Risk Difference						Relative Risk							Relative Risk				
Name	Level	n	%	n	%	n	%	n	%	Odds Ratio		Convergence Reason	95% Lower CL	95% Upper CL	Absolute Risk		Convergence Reason	95% Lower CL	95% Upper CL	Relative Risk		Convergence Reason	95% Lower CL	95% Upper CL	p-value (Cochran-Mantel-Haenszel)	Interaction Test p-value (likelihood ratio)	Relative Risk		Convergence Reason	95% Lower CL	95% Upper CL
All	n/a	632	100,0	1	0,2	625	100,0	0	0		*	Quasi-complete separation of data points detected.				*	WARNING: The relative Hessian convergence criterion of 83.914042706 is greater than the limit of 0.0001. The convergence is questionable.			NE		Algorithm converged.	NE	NE	0,3200		NE		Algorithm converged.	NE	NE
Study	Rhine	319	50,5	0	0,0	314	50,2	0	0	NE			NE	NE	NE		NE	NE	NE	NE		NE	NE	NE	NE	NE	NE		NE	NE	NE
	Yosemite	313	49,5	1	0,3	311	49,8	0	0		*	Quasi-complete separation of data points detected.				*	WARNING: The relative Hessian convergence criterion of 46.110935207 is greater than the limit of 0.0001. The convergence is questionable.			NE		Algorithm converged.	NE	NE	0,3189		NE		Algorithm converged.	NE	NE

Includes AEs with onset up to Day 405 (last day of Week 56 analysis visit window).
Test for interaction based on RR (Log-binomial regression)
* indicates convergence problem. Result is uninterpretable.
Clinical cut-off: YOSEMITE 01NOV2021 and RHINE 28OCT2021

Program: root/clinical_studies/RO6867461/CDT70122/share/ACE_pool_DME_CSR_Final/prod/program/t_ae_raw.sas
Output: root/clinical_studies/RO6867461/CDT70122/share/ACE_pool_DME_CSR_Final/prod/output_saf_bc/t_ae_raw_sg_AESI5b_AEW56_SEBC_OCTNOV2021_DME.xls
11AUG2022 17:01

POPULATION: Safety-Evaluable Population B vs. C
ENDPOINT: Associated with severe intraocular inflammation (Fellow Eye) through Week 56
MODEL: Unstratified Analysis
STUDY: GR40349 & GR40398
Forest Plot of Odds Ratio

Study	Total n	Aflibercept (N=625) n	Aflibercept (N=625) n Responder	Faricimab (PTI) (N=632) n	Faricimab (PTI) (N=632) n Responder	Odds Ratio	95% CI
All Patients	1257	625	0	632	1	>999.99	(0.00, NE)
Study							
Rhine	633	314	0	319	0	NE	NE
Yosemite	624	311	0	313	1	>999.99	(0.00, NE)

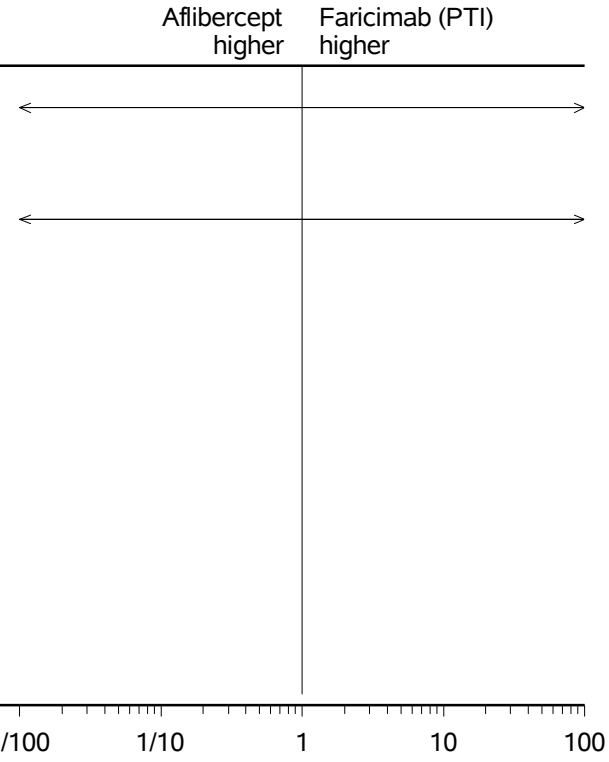

Clinical cut-off: YOSEMITE 01NOV2021 and RHINE 28OCT2021
Program: root/clinical_studies/RO6867461/CDT70122/share/ACE_pool_DME_Base/prod/program/g_forest_or.sas
Output: root/clinical_studies/RO6867461/CDT70122/share/ACE_pool_DME_CSR_Final/prod/output_saf_bc/g_forest_or_AESI5b_AEW56_SEBC_OCTNOV2021_DME.pdf 04OCT2022 16:25

POPULATION: Safety-Evaluable Population B vs. C
ENDPOINT: Associated with severe intraocular inflammation (Fellow Eye) through Week 56
MODEL: Unstratified analysis
STUDY: GR40349 & GR40398
Dichotomous Analysis by Subgroups (Safety)

		Faricimab (PTI) (N=632)				Aflibercept (N=625)				Faricimab (PTI) vs. Aflibercept																		Aflibercept vs. Faricimab (PTI)				
		Patients		Patients with Event		Patients		Patients with Event		Odds Ratio					Absolute Risk Difference					Relative Risk								Relative Risk				
Name	Level	n	%	n	%	n	%	n	%	Odds Ratio		Convergence Reason	95% Lower CL	95% Upper CL	Absolute Risk		Convergence Reason	95% Lower CL	95% Upper CL	Relative Risk		Convergence Reason	95% Lower CL	95% Upper CL	p-value (Cochran-Mantel-Haenszel)	Interaction Test p-value (likelihood ratio)	Relative Risk		Convergence Reason	95% Lower CL	95% Upper CL
All	n/a	632	100,0	1	0,2	625	100,0	0	0		*	Quasi-complete separation of data points detected.				*	WARNING: The relative Hessian convergence criterion of 83.914042706 is greater than the limit of 0.0001. The convergence is questionable.			NE		Algorithm converged.	NE	NE	0,3200		NE		Algorithm converged.	NE	NE
Sex	Male	396	62,7	1	0,3	363	58,1	0	0		*	Quasi-complete separation of data points detected.				*	WARNING: The relative Hessian convergence criterion of 52.004609201 is greater than the limit of 0.0001. The convergence is questionable.			NE		Algorithm converged.	NE	NE	0,3384	NE	NE		Algorithm converged.	NE	NE
	Female	236	37,3	0	0,0	262	41,9	0	0	NE			NE	NE	NE		NE	NE	NE	NE		NE	NE	NE	NE		NE		NE	NE	NE
Age	< 65 years	352	55,7	1	0,3	362	57,9	0	0		*	Quasi-complete separation of data points detected.				*	WARNING: The relative Hessian convergence criterion of 52.752689443 is greater than the limit of 0.0001. The convergence is questionable.			NE		Algorithm converged.	NE	NE	0,3105	NE	NE		Algorithm converged.	NE	NE
	>= 65 years	280	44,3	0	0,0	263	42,1	0	0	NE			NE	NE	NE		NE	NE	NE	NE		NE	NE	NE	NE		NE		NE	NE	NE
Baseline BCVA ETDRS letter score	< 64 letters	281	44,5	0	0,0	284	45,4	0	0	NE			NE	NE	NE		NE	NE	NE	NE		NE	NE	NE	NE	NE	NE		NE	NE	NE
	>= 64 letters	349	55,2	1	0,3	341	54,6	0	0		*	Quasi-complete separation of data points detected.				*	WARNING: The relative Hessian convergence criterion of 53.071571525 is greater than the limit of 0.0001. The convergence is questionable.			NE		Algorithm converged.	NE	NE	0,3229		NE		Algorithm converged.	NE	NE
	Missing	2	0,3	0	0,0	0	0,0	0	0	NE			NE	NE	NE		NE	NE	NE	NE		NE	NE	NE	NE		NE		NE	NE	NE
Geographic region	Europe	219	34,7	0	0,0	218	34,9	0	0	NE			NE	NE	NE		NE	NE	NE	NE		NE	NE	NE	NE	NE	NE		NE	NE	NE
	America	344	54,4	1	0,3	338	54,2	0	0		*	Quasi-complete separation of data points detected.				*	WARNING: Negative of Hessian not positive definite.			NE		Algorithm converged.	NE	NE	0,3209		NE		Algorithm converged.	NE	NE
	Asia Pacific (inc. Australia)	69	10,9	0	0,0	68	10,9	0	0	NE			NE	NE	NE		NE	NE	NE	NE		NE	NE	NE	NE		NE		NE	NE	NE

Includes AEs with onset up to Day 405 (last day of Week 56 analysis visit window).
Test for interaction based on RR (Log-binomial regression)
* indicates convergence problem. Result is uninterpretable.
Clinical cut-off: YOSEMITE 01NOV2021 and RHINE 28OCT2021

Program: root/clinical_studies/RO6867461/CDT70122/share/ACE_pool_DME_CSR_Final/prod/program/t_ae_raw.sas
Output: root/clinical_studies/RO6867461/CDT70122/share/ACE_pool_DME_CSR_Final/prod/output_saf_bc/t_ae_raw_sg_AESI5b_AEW56_SEBC_OCTNOV2021_DME.xls
11AUG2022 17:01

POPULATION: Safety-Evaluable Population B vs. C
ENDPOINT: Associated with severe intraocular inflammation (Fellow Eye) throughout the Entire Study
MODEL: Unstratified analysis
STUDY: GR40349 & GR40398
Dichotomous Analysis by Subgroups (Safety)

		Faricimab (PTI) (N=632)				Aflibercept (N=625)				Faricimab (PTI) vs. Aflibercept																Aflibercept vs. Faricimab (PTI)				
		Patients		Patients with Event		Patients		Patients with Event		Odds Ratio					Absolute Risk Difference					Relative Risk							Relative Risk				
Name	Level	n	%	n	%	n	%	n	%	Odds Ratio		Convergence Reason	95% Lower CL	95% Upper CL	Absolute Risk		Convergence Reason	95% Lower CL	95% Upper CL	Relative Risk		Convergence Reason	95% Lower CL	95% Upper CL	p-value (Cochran-Mantel-Haenszel)	Interaction Test p-value (likelihood ratio)	Relative Risk		Convergence Reason	95% Lower CL	95% Upper CL
All	n/a	632	100,0	1	0,2	625	100,0	0	0		*	Quasi-complete separation of data points detected.				*	WARNING: The relative Hessian convergence criterion of 83.914042706 is greater than the limit of 0.0001. The convergence is questionable.			NE		Algorithm converged.	NE	NE	0,3200		NE		Algorithm converged.	NE	NE
Study	Rhine	319	50,5	0	0,0	314	50,2	0	0	NE			NE	NE	NE		NE	NE	NE	NE		NE	NE	NE	NE	NE	NE		NE	NE	NE
	Yosemite	313	49,5	1	0,3	311	49,8	0	0		*	Quasi-complete separation of data points detected.				*	WARNING: The relative Hessian convergence criterion of 46.110935207 is greater than the limit of 0.0001. The convergence is questionable.			NE		Algorithm converged.	NE	NE	0,3189		NE		Algorithm converged.	NE	NE

Test for interaction based on RR (Log-binomial regression)
* indicates convergence problem. Result is uninterpretable.
Clinical cut-off: YOSEMITE 01NOV2021 and RHINE 28OCT2021

Program: root/global/globalshare/morse_macros/current/prod/program/t_ae_raw.sas
Output: root/clinical_studies/RO6867461/CDT70122/share/ACE_pool_DME_CSR_Final/prod/output_saf_bc/t_ae_raw_sg2_AESI5b_SEBC_OCTNOV2021_DME.xls
14MAR2022 18:05

POPULATION: Safety-Evaluable Population B vs. C
ENDPOINT: Associated with severe intraocular inflammation (Fellow Eye) throughout the Entire Study
MODEL: Unstratified Analysis
STUDY: GR40349 & GR40398
Forest Plot of Odds Ratio

Study	Total n	Aflibercept (N=625) n	Aflibercept (N=625) n Responder	Faricimab (PTI) (N=632) n	Faricimab (PTI) (N=632) n Responder	Odds Ratio	95% CI
All Patients	1257	625	0	632	1	>999.99	(0.00, NE)
Study							
Rhine	633	314	0	319	0	NE	NE
Yosemite	624	311	0	313	1	>999.99	(0.00, NE)

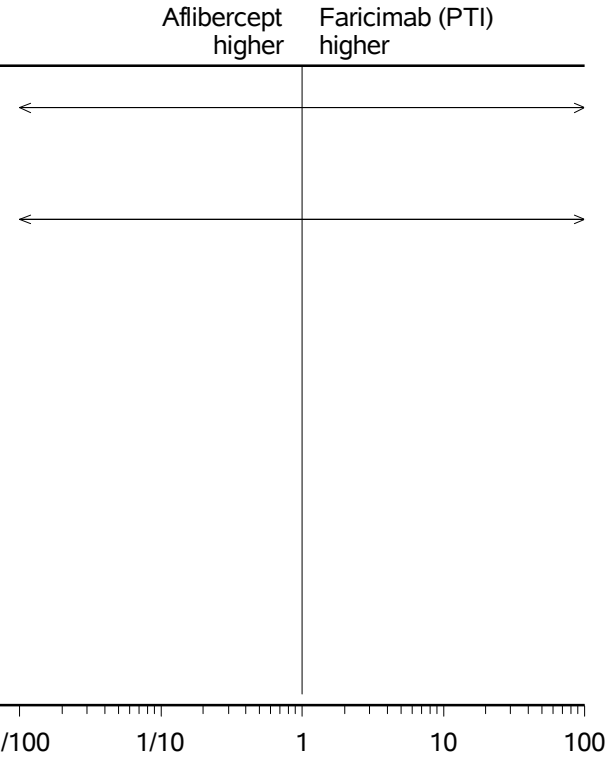

Clinical cut-off: YOSEMITE 01NOV2021 and RHINE 28OCT2021
Program: root/clinical_studies/RO6867461/CDT70122/share/ACE_pool_DME_Base/prod/program/g_forest_or.sas
Output: root/clinical_studies/RO6867461/CDT70122/share/ACE_pool_DME_CSR_Final/prod/output_saf_bc/g_forest_or_AESI5b_SEBC_OCTNOV2021_DME.pdf 04OCT2022 16:27

POPULATION: Safety-Evaluable Population B vs. C
ENDPOINT: Associated with severe intraocular inflammation (Fellow Eye) throughout the Entire Study
MODEL: Unstratified analysis
STUDY: GR40349 & GR40398
Dichotomous Analysis by Subgroups (Safety)

		Faricimab (PTI) (N=632)				Aflibercept (N=625)				Faricimab (PTI) vs. Aflibercept																Aflibercept vs. Faricimab (PTI)					
		Patients		Patients with Event		Patients		Patients with Event		Odds Ratio					Absolute Risk Difference						Relative Risk							Relative Risk					
Name	Level	n	%	n	%	n	%	n	%	Odds Ratio		Convergence Reason	95% Lower CL	95% Upper CL	Absolute Risk		Convergence Reason	95% Lower CL	95% Upper CL	Relative Risk		Convergence Reason	95% Lower CL	95% Upper CL	p-value (Cochran-Mantel-Haenszel)	Interaction Test p-value (likelihood ratio)	Relative Risk		Convergence Reason	95% Lower CL	95% Upper CL
All	n/a	632	100,0	1	0,2	625	100,0	0	0		*	Quasi-complete separation of data points detected.				*	WARNING: The relative Hessian convergence criterion of 83.914042706 is greater than the limit of 0.0001. The convergence is questionable.			NE		Algorithm converged.	NE	NE	0,3200		NE		Algorithm converged.	NE	NE
Sex	Male	396	62,7	1	0,3	363	58,1	0	0		*	Quasi-complete separation of data points detected.				*	WARNING: The relative Hessian convergence criterion of 52.004609201 is greater than the limit of 0.0001. The convergence is questionable.			NE		Algorithm converged.	NE	NE	0,3384	NE	NE		Algorithm converged.	NE	NE
	Female	236	37,3	0	0,0	262	41,9	0	0	NE			NE	NE	NE		NE	NE	NE	NE		NE	NE	NE	NE		NE		NE	NE	NE
Age	< 65 years	352	55,7	1	0,3	362	57,9	0	0		*	Quasi-complete separation of data points detected.				*	WARNING: The relative Hessian convergence criterion of 52.752689443 is greater than the limit of 0.0001. The convergence is questionable.			NE		Algorithm converged.	NE	NE	0,3105	NE	NE		Algorithm converged.	NE	NE
	>= 65 years	280	44,3	0	0,0	263	42,1	0	0	NE			NE	NE	NE		NE	NE	NE	NE		NE	NE	NE	NE		NE		NE	NE	NE
Baseline BCVA ETDRS letter score	< 64 letters	281	44,5	0	0,0	284	45,4	0	0	NE			NE	NE	NE		NE	NE	NE	NE		NE	NE	NE	NE	NE	NE		NE	NE	NE
	>= 64 letters	349	55,2	1	0,3	341	54,6	0	0		*	Quasi-complete separation of data points detected.				*	WARNING: The relative Hessian convergence criterion of 53.071571525 is greater than the limit of 0.0001. The convergence is questionable.			NE		Algorithm converged.	NE	NE	0,3229		NE		Algorithm converged.	NE	NE
	Missing	2	0,3	0	0,0	0	0,0	0	0	NE			NE	NE	NE		NE	NE	NE	NE		NE	NE	NE	NE		NE		NE	NE	NE
Geographic region	Europe	219	34,7	0	0,0	218	34,9	0	0	NE			NE	NE	NE		NE	NE	NE	NE		NE	NE	NE	NE	NE	NE		NE	NE	NE
	America	344	54,4	1	0,3	339	54,2	0	0		*	Quasi-complete separation of data points detected.				*	WARNING: Negative of Hessian not positive definite.			NE		Algorithm converged.	NE	NE	0,3209		NE		Algorithm converged.	NE	NE
	Asia Pacific (inc. Australia)	69	10,9	0	0,0	68	10,9	0	0	NE			NE	NE	NE		NE	NE	NE	NE		NE	NE	NE	NE		NE		NE	NE	NE

Test for interaction based on RR (Log-binomial regression)
* indicates convergence problem. Result is uninterpretable.
Clinical cut-off: YOSEMITE 01NOV2021 and RHINE 28OCT2021

Program: root/global/globalshare/morse_macros/current/prod/program/t_ae_raw.sas
Output: root/clinical_studies/RO6867461/CD770122/share/ACE_pool_DME_CSR_Final/prod/output_saf_bc/t_ae_raw_sg_AESI5b_SEBC_OCTNOV2021_DME.xls
14MAR2022 15:52

POPULATION: Safety-Evaluable Population B vs. C
ENDPOINT: Antiplatelet Trialists' Collaboration (APTC) event through Week 56
MODEL: Unstratified analysis
STUDY: GM40349 & GM40398
Dichotomous Analysis by Subgroups (Safety)

		Faricimab (PTI) (N=632)				Aflibercept (N=625)				Faricimab (PTI) vs. Aflibercept															Aflibercept vs. Faricimab (PTI)				
		Patients		Patients with Event		Patients		Patients with Event		Odds Ratio					Absolute Risk Difference				Relative Risk						Relative Risk				
Name	Level	n	%	n	%	n	%	n	%	Odds Ratio		Convergence Reason	95% Lower CL	95% Upper CL	Absolute Risk	Convergence Reason	95% Lower CL	95% Upper CL	Relative Risk	Convergence Reason	95% Lower CL	95% Upper CL	p-value (Cochran-Mantel-Haenszel)	Interaction Test p-value (likelihood ratio)	Relative Risk	Convergence Reason	95% Lower CL	95% Upper CL
All	n/a	632	100,0	19	3,0	625	100,0	17	2,7	1,11		Convergence criterion (GCONV=1E-8) satisfied.	0,57	2,15	0,003	Algorithm converged.	-0,016	0,021	1,11	Algorithm converged.	0,58	2,11	0,7610		0,90	Algorithm converged.	0,47	1,72
Study	Rhine	319	50,5	4	1,3	314	50,2	8	2,5	0,49		Convergence criterion (GCONV=1E-8) satisfied.	0,14	1,63	-0,013	Algorithm converged.	-0,034	0,008	0,49	Algorithm converged.	0,15	1,62	0,2331	0,0897	2,03	Algorithm converged.	0,62	6,68
	Yosemite	313	49,5	15	4,8	311	49,8	9	2,9	1,69		Convergence criterion (GCONV=1E-8) satisfied.	0,73	3,92	0,019	Algorithm converged.	-0,011	0,049	1,66	Algorithm converged.	0,74	3,73	0,2179		0,60	Algorithm converged.	0,27	1,36

Includes AEs with onset up to Day 405 (last day of Week 56 analysis visit window).
Test for interaction based on RR (log-binomial regression)
* indicates convergence problem. Result is uninterpretable.
Clinical cut-off: YOSEMITE 01NOV2021 and RHINE 28OCT2021

Program: root/clinical_studies/RO6867461/CDT70122/share/ACE_pool_DME_CSR_Final/prod/program/t_ae_raw.sas
Output: root/clinical_studies/RO6867461/CDT70122/share/ACE_pool_DME_CSR_Final/prod/output_saf_bc/t_ae_raw_sg_AESI6_AEW56_SEBC_OCTNOV2021_DME.xls
11AUG2022 17:05

POPULATION: Safety-Evaluable Population B vs. C
ENDPOINT: Antiplatelet Trialists Collaboration (APTC) event through Week 56
MODEL: Unadjusted Analysis
STUDY: GR40349 & GR40398
Forest Plot of Relative Risk

Study	Total n	Aflibercept (N=625) n	Aflibercept (N=625) n Responder	Faricimab (PTI) (N=632) n	Faricimab (PTI) (N=632) n Responder	Relative Risk	95% CI
All Patients	1257	625	17	632	19	1.11	(0.58, 2.11)
Study							
Rhine	633	314	8	319	4	0.49	(0.15, 1.62)
Yosemite	624	311	9	313	15	1.66	(0.74, 3.73)

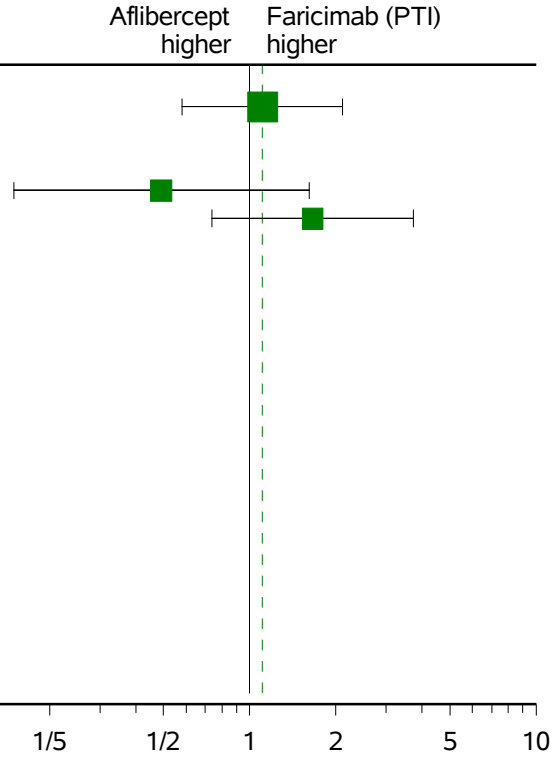

Clinical cut-off: YOSEMITE 01NOV2021 and RHINE 28OCT2021
Program: root/clinical_studies/RO6867461/CDT70122/share/ACE_pool_DME_Base/prod/program/g_forest_rr.sas
Output: root/clinical_studies/RO6867461/CDT70122/share/ACE_pool_DME_CSR_Final/prod/output_saf_bc/g_forest_rr_AESI6_AEW56_SEBC_OCTNOV2021_DME.pdf 06OCT2022 18:25

POPULATION: Safety-Evaluable Population B vs. C
ENDPOINT: Antiplatelet Trialists Collaboration (APTC) event through Week 56
MODEL: Unstratified Analysis
STUDY: GR40349 & GR40398
Forest Plot of Odds Ratio

Study	Total n	Aflibercept (N=625) n	Aflibercept (N=625) n Responder	Faricimab (PTI) (N=632) n	Faricimab (PTI) (N=632) n Responder	Odds Ratio	95% CI
All Patients	1257	625	17	632	19	1.11	(0.57, 2.15)
Study							
Rhine	633	314	8	319	4	0.49	(0.14, 1.63)
Yosemite	624	311	9	313	15	1.69	(0.73, 3.92)

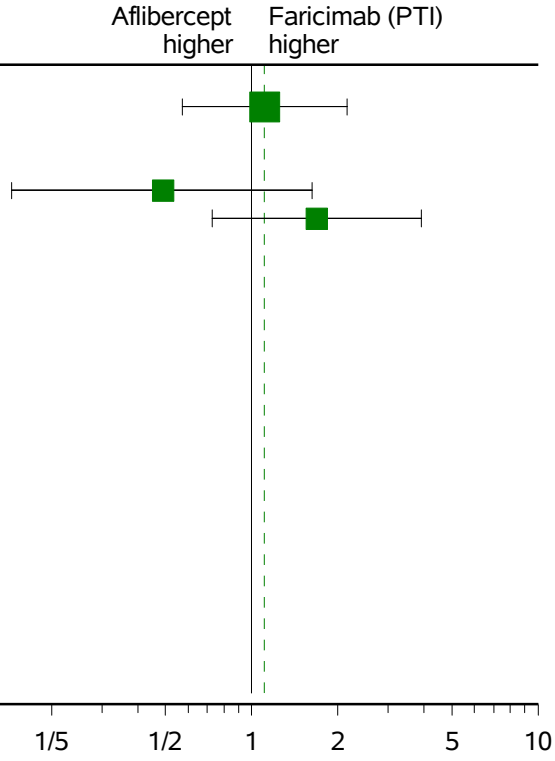

Clinical cut-off: YOSEMITE 01NOV2021 and RHINE 28OCT2021
Program: root/clinical_studies/RO6867461/CDT70122/share/ACE_pool_DME_Base/prod/program/g_forest_or.sas
Output: root/clinical_studies/RO6867461/CDT70122/share/ACE_pool_DME_CSR_Final/prod/output_saf_bc/g_forest_or_AESI6_AEW56_SEBC_OCTNOV2021_DME.pdf 04OCT2022 16:28

POPULATION: Safety-Evaluable Population B vs. C
ENDPOINT: Antiplatelet Trialists' Collaboration (APTC) event through Week 56
MODEL: Unstratified analysis
STUDY: GM40349 & GM40398
Dichotomous Analysis by Subgroups (Safety)

		Faricimab (PTI) (N=632)				Aflibercept (N=625)				Faricimab (PTI) vs. Aflibercept															Aflibercept vs. Faricimab (PTI)				
		Patients		Patients with Event		Patients		Patients with Event		Odds Ratio				Absolute Risk Difference				Relative Risk							Relative Risk				
Name	Level	n	%	n	%	n	%	n	%	Odds Ratio	Convergence Reason	95% Lower CL	95% Upper CL	Absolute Risk	Convergence Reason	95% Lower CL	95% Upper CL	Relative Risk	Convergence Reason	95% Lower CL	95% Upper CL	p-value (Cochran-Mantel-Haenszel)	Interaction Test p-value (likelihood ratio)	Relative Risk	Convergence Reason	95% Lower CL	95% Upper CL
All	n/a	632	100,0	19	3,0	625	100,0	17	2,7	1,11	Convergence criterion (GCONV=1E-8) satisfied.	0,57	2,15	0,003	Algorithm converged.	-0,016	0,021	1,11	Algorithm converged.	0,56	2,11	0,7610		0,90	Algorithm converged.	0,47	1,72
Sex	Male	396	62,7	12	3,0	363	58,1	6	1,7	1,86	Convergence criterion (GCONV=1E-8) satisfied.	0,68	5,01	0,014	Algorithm converged.	-0,008	0,035	1,83	Algorithm converged.	0,70	4,83	0,2131	0,1565	0,55	Algorithm converged.	0,21	1,44
	Female	236	37,3	7	3,0	262	41,9	11	4,2	0,70	Convergence criterion (GCONV=1E-8) satisfied.	0,27	1,83	-0,012	Algorithm converged.	-0,045	0,020	0,71	Algorithm converged.	0,28	1,79	0,4624		1,42	Algorithm converged.	0,56	3,59
Age	< 65 years	352	55,7	12	3,4	362	57,8	7	1,9	1,79	Convergence criterion (GCONV=1E-8) satisfied.	0,70	4,60	0,015	Algorithm converged.	-0,009	0,038	1,76	Algorithm converged.	0,70	4,43	0,2210	0,1388	0,57	Algorithm converged.	0,23	1,42
	>= 65 years	280	44,3	7	2,5	263	42,1	10	3,8	0,65	Convergence criterion (GCONV=1E-8) satisfied.	0,24	1,73	-0,013	Algorithm converged.	-0,042	0,016	0,66	Algorithm converged.	0,25	1,70	0,3843		1,52	Algorithm converged.	0,59	3,94
Baseline BCVA ETDRS letter score	< 64 letters	281	44,5	8	2,8	284	45,4	6	2,1	1,36	Convergence criterion (GCONV=1E-8) satisfied.	0,46	3,96	0,007	Algorithm converged.	-0,018	0,033	1,35	Algorithm converged.	0,47	3,83	0,5749	0,6349	0,74	Algorithm converged.	0,26	2,11
	>= 64 letters	349	55,2	11	3,2	341	54,6	11	3,2	0,98	Convergence criterion (GCONV=1E-8) satisfied.	0,42	2,28	-0,001	Algorithm converged.	-0,027	0,025	0,98	Algorithm converged.	0,43	2,22	0,9560		1,02	Algorithm converged.	0,43	2,33
	Missing	2	0,3	0	0,0	0	0,0	0	0,0	NE		NE	NE	NE	NE	NE	NE	NE	NE	NE	NE	NE		NE	NE	NE	NE
Geographic region	Europe	219	34,7	4	1,8	218	34,9	4	1,8	1,00	Convergence criterion (GCONV=1E-8) satisfied.	0,25	4,03	0,000	Algorithm converged.	-0,025	0,025	1,00	Algorithm converged.	0,25	3,93	0,9948	0,8736	1,00	Algorithm converged.	0,25	3,97
	America	344	54,4	13	3,8	339	54,2	12	3,5	1,07	Convergence criterion (GCONV=1E-8) satisfied.	0,48	2,38	0,002	Algorithm converged.	-0,026	0,031	1,07	Algorithm converged.	0,49	2,31	0,8679		0,94	Algorithm converged.	0,43	2,02
	Asia Pacific (inc. Australia)	68	10,9	2	2,9	68	10,9	1	1,5	2,00	Convergence criterion (GCONV=1E-8) satisfied.	0,18	22,59	0,014	Algorithm converged.	-0,035	0,063	1,97	Algorithm converged.	0,18	21,23	0,5694		0,51	Algorithm converged.	0,05	5,47

Includes AEs with onset up to Day 405 (last day of Week 56 analysis visit window).
Test for interaction based on RR (Log-binomial regression)
* indicates convergence problem. Result is uninterpretable.
Clinical cut-off: YOSEMITE 01NOV2021 and RHINE 28OCT2021

Program: root/clinical studies/RO6867461/CDT70122/share/ACE pool DME CSR Final/prod/program/t ae raw.sas
Output: root/clinical_studies/RO6867461/CDT70122/share/ACE_pool_DME_CSR_Final/prod/output_saf_bc/t_ae_raw_sg_AESI6_AEW56_SEBC_OCTNOV2021_DME.xls
11AUG2022 17:05

POPULATION: Safety-Evaluable Population B vs. C
ENDPOINT: Antiplatelet Trialists' Collaboration (APTC) event throughout the Entire Study
MODEL: Unstratified analysis
STUDY: GM40349 & GM40398
Dichotomous Analysis by Subgroups (Safety)

		Faricimab (PTI) (N=632)				Aflibercept (N=625)				Faricimab (PTI) vs. Aflibercept															Aflibercept vs. Faricimab (PTI)			
		Patients		Patients with Event		Patients		Patients with Event		Odds Ratio					Absolute Risk Difference				Relative Risk						Relative Risk			
Name	Level	n	%	n	%	n	%	n	%	Odds Ratio	Convergence Reason	95% Lower CL	95% Upper CL	Absolute Risk	Convergence Reason	95% Lower CL	95% Upper CL	Relative Risk	Convergence Reason	95% Lower CL	95% Upper CL	p-value (Cochran-Mantel-Haenszel)	Interaction Test p-value (likelihood ratio)	Relative Risk	Convergence Reason	95% Lower CL	95% Upper CL
All	n/a	632	100,0	30	4,7	625	100,0	32	5,1	0,92	Convergence criterion (GCONV=1E-8) satisfied.	0,55	1,54	-0,004	Algorithm converged.	-0,028	0,020	0,93	Algorithm converged.	0,57	1,51	0,7601		1,08	Algorithm converged.	0,66	1,75
Study	Rhine	318	50,3	8	2,5	314	50,2	14	4,5	0,55	Convergence criterion (GCONV=1E-8) satisfied.	0,23	1,33	-0,020	Algorithm converged.	-0,048	0,009	0,56	Algorithm converged.	0,24	1,32	0,1807	0,1436	1,78	Algorithm converged.	0,76	4,18
	Yosemite	313	49,7	22	7,0	311	49,8	18	5,8	1,23	Convergence criterion (GCONV=1E-8) satisfied.	0,65	2,34	0,012	Algorithm converged.	-0,026	0,051	1,21	Algorithm converged.	0,66	2,22	0,5272		0,82	Algorithm converged.	0,45	1,50

Test for interaction based on RR (Log-binomial regression)
* indicates convergence problem. Result is uninterpretable.
Clinical cut-off: YOSEMITE 01NOV2021 and RHINE 28OCT2021

Program: root/global/globalshare/morse_macros/current/prod/program/t_ae_raw.sas
Output: root/clinical_studies/RO6867461/CDT70122/share/ACE_pool_DME_CSR_Final/prod/output_saf_bc/t_ae_raw_sg2_AESI6_SEBC_OCTNOV2021_DME.xls
14MAR2022 18:09

POPULATION: Safety-Evaluable Population B vs. C
ENDPOINT: Antiplatelet Trialists Collaboration (APTC) event throughout the Entire Study
MODEL: Unadjusted Analysis
STUDY: GR40349 & GR40398
Forest Plot of Relative Risk

Study	Total n	Aflibercept (N=625) n	Aflibercept (N=625) n Responder	Faricimab (PTI) (N=632) n	Faricimab (PTI) (N=632) n Responder	Relative Risk	95% CI
All Patients	1257	625	32	632	30	0.93	(0.57, 1.51)
Study							
Rhine	633	314	14	319	8	0.56	(0.24, 1.32)
Yosemite	624	311	18	313	22	1.21	(0.66, 2.22)

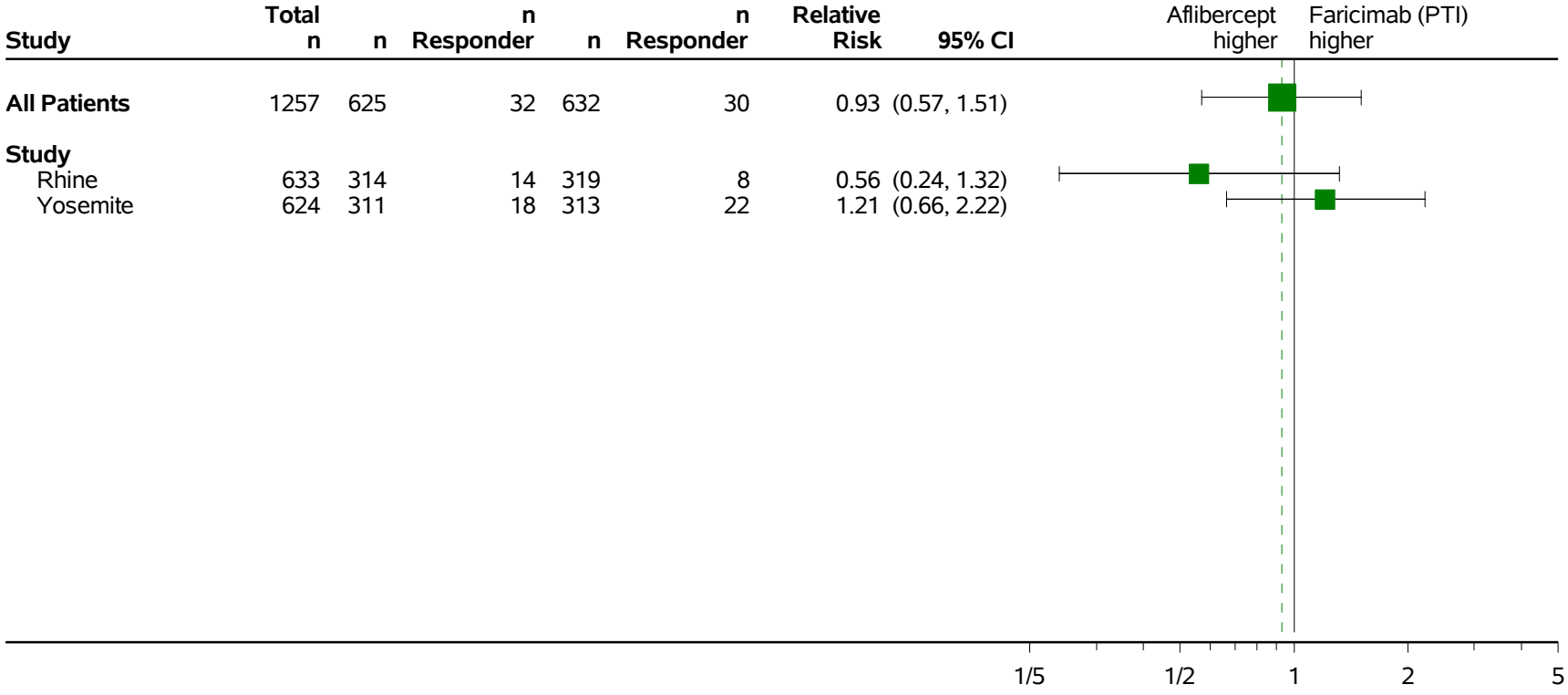

Clinical cut-off: YOSEMITE 01NOV2021 and RHINE 28OCT2021
Program: root/clinical_studies/RO6867461/CDT70122/share/ACE_pool_DME_Base/prod/program/g_forest_rr.sas
Output: root/clinical_studies/RO6867461/CDT70122/share/ACE_pool_DME_CSR_Final/prod/output_saf_bc/g_forest_rr_AESI6_SEBC_OCTNOV2021_DME.pdf 06OCT2022 18:27

POPULATION: Safety-Evaluable Population B vs. C
ENDPOINT: Antiplatelet Trialists Collaboration (APTC) event throughout the Entire Study
MODEL: Unstratified Analysis
STUDY: GR40349 & GR40398
Forest Plot of Odds Ratio

Study	Total n	Aflibercept (N=625) n	Aflibercept (N=625) n Responder	Faricimab (PTI) (N=632) n	Faricimab (PTI) (N=632) n Responder	Odds Ratio	95% CI
All Patients	1257	625	32	632	30	0.92	(0.55, 1.54)
Study							
Rhine	633	314	14	319	8	0.55	(0.23, 1.33)
Yosemite	624	311	18	313	22	1.23	(0.65, 2.34)

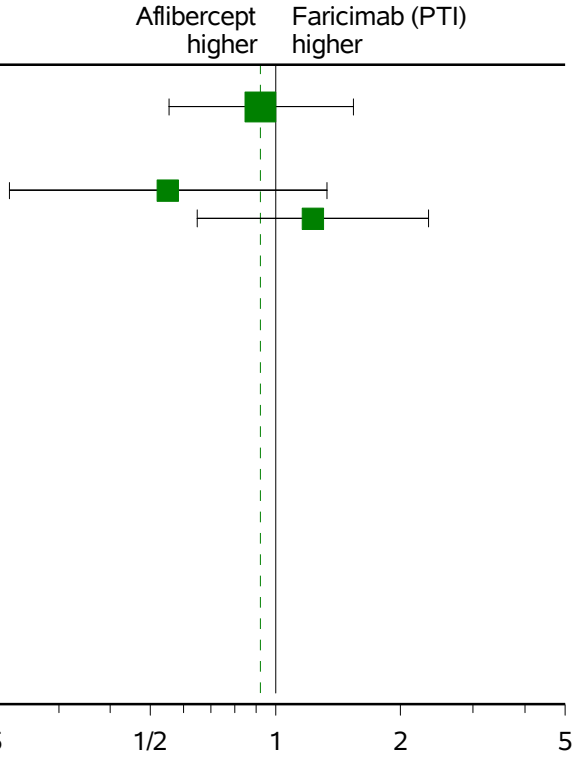

Clinical cut-off: YOSEMITE 01NOV2021 and RHINE 28OCT2021
Program: root/clinical_studies/RO6867461/CDT70122/share/ACE_pool_DME_Base/prod/program/g_forest_or.sas
Output: root/clinical_studies/RO6867461/CDT70122/share/ACE_pool_DME_CSR_Final/prod/output_saf_bc/g_forest_or_AESI6_SEBC_OCTNOV2021_DME.pdf 04OCT2022 16:29

POPULATION: Safety-Evaluable Population B vs. C
ENDPOINT: Antiplatelet Trialists' Collaboration (APTC) event throughout the Entire Study
MODEL: Unstratified analysis
STUDY: GR40349 & GR40398
Dichotomous Analysis by Subgroups (Safety)

		Faricimab (PTI) (N=632)				Aflibercept (N=625)				Faricimab (PTI) vs. Aflibercept														Aflibercept vs. Faricimab (PTI)			
		Patients		Patients with Event		Patients		Patients with Event		Odds Ratio				Absolute Risk Difference				Relative Risk						Relative Risk			
Name	Level	n	%	n	%	n	%	n	%	Odds Ratio	Convergence Reason	95% Lower CL	95% Upper CL	Absolute Risk	Convergence Reason	95% Lower CL	95% Upper CL	Relative Risk	Convergence Reason	95% Lower CL	95% Upper CL	p-value (Cochran Mantel-Haenszel)	Interaction Test p-value (likelihood ratio)	Relative Risk	Convergence Reason	95% Lower CL	95% Upper CL
All	n/a	632	100,0	30	4,7	625	100,0	32	5,1	0,92	Convergence criterion (GCONV=1E-8) satisfied.	0,55	1,54	-0,004	Algorithm converged.	-0,028	0,020	0,93	Algorithm converged.	0,57	1,51	0,7601		1,08	Algorithm converged.	0,68	1,75
Sex	Male	396	62,7	20	5,1	363	58,1	18	5,0	1,02	Convergence criterion (GCONV=1E-8) satisfied.	0,53	1,96	0,001	Algorithm converged.	-0,030	0,032	1,02	Algorithm converged.	0,55	1,89	0,9538	0,6249	0,98	Algorithm converged.	0,53	1,83
	Female	236	37,3	10	4,2	262	41,9	14	5,3	0,78	Convergence criterion (GCONV=1E-8) satisfied.	0,34	1,80	-0,011	Algorithm converged.	-0,049	0,026	0,79	Algorithm converged.	0,36	1,75	0,5653		1,26	Algorithm converged.	0,57	2,78
Age	< 65 years	352	55,7	16	4,5	362	57,9	17	4,7	0,97	Convergence criterion (GCONV=1E-8) satisfied.	0,48	1,94	-0,002	Algorithm converged.	-0,032	0,029	0,97	Algorithm converged.	0,50	1,89	0,9237	0,8419	1,03	Algorithm converged.	0,53	2,01
	>= 65 years	280	44,3	14	5,0	263	42,1	15	5,7	0,87	Convergence criterion (GCONV=1E-8) satisfied.	0,41	1,84	-0,007	Algorithm converged.	-0,045	0,031	0,88	Algorithm converged.	0,43	1,78	0,7159		1,14	Algorithm converged.	0,56	2,32
Baseline BCVA ETDRS letter score	< 64 letters	281	44,5	15	5,3	284	45,4	13	4,6	1,18	Convergence criterion (GCONV=1E-8) satisfied.	0,55	2,52	0,008	Algorithm converged.	-0,028	0,043	1,17	Algorithm converged.	0,57	2,41	0,6773	0,4073	0,86	Algorithm converged.	0,42	1,77
	>= 64 letters	349	55,2	15	4,3	341	54,6	19	5,6	0,76	Convergence criterion (GCONV=1E-8) satisfied.	0,38	1,52	-0,013	Algorithm converged.	-0,045	0,020	0,77	Algorithm converged.	0,40	1,49	0,4399		1,30	Algorithm converged.	0,67	2,51
	Missing	2	0,3	0	0,0	0	0,0	0	0,0	NE		NE	NE	NE	NE	NE	NE	NE	NE	NE	NE	NE		NE	NE	NE	NE
Geographic region	Europe	219	34,7	8	3,7	218	34,9	9	4,1	0,88	Convergence criterion (GCONV=1E-8) satisfied.	0,33	2,33	-0,005	Algorithm converged.	-0,041	0,032	0,88	Algorithm converged.	0,35	2,25	0,7974	0,8044	1,13	Algorithm converged.	0,44	2,88
	America	344	54,4	20	5,8	339	54,2	22	6,5	0,89	Convergence criterion (GCONV=1E-8) satisfied.	0,48	1,66	-0,007	Algorithm converged.	-0,043	0,029	0,90	Algorithm converged.	0,50	1,61	0,7134		1,12	Algorithm converged.	0,62	2,01
	Asia Pacific (inc. Australia)	69	10,9	2	2,9	68	10,9	1	1,5	2,00	Convergence criterion (GCONV=1E-8) satisfied.	0,18	22,59	0,014	Algorithm converged.	-0,035	0,063	1,97	Algorithm converged.	0,18	21,23	0,5694		0,51	Algorithm converged.	0,05	5,47

Test for interaction based on RR (Log-binomial regression)
* indicates convergence problem. Result is uninterpretable.
Clinical cut-off: YOSEMITE 01NOV2021 and RHINE 28OCT2021

Program: root/global/globalshare/morse_macros/current/prod/program/t_ae_raw.sas
Output: root/clinical_studies/RO6867461/CDT70122/share/ACE_pool_DME_CSR_Final/prod/output_saf_bc/t_ae_raw_sg_AESI6_SEBC_OCTNOV2021_DME.xls
14MAR2022 15:55

POPULATION: Safety-Evaluable Population B vs. C
ENDPOINT: Cases of potential drug-induced liver injury that include an elevated ALT or AST in combination with either an elevated bilirubin or clinical jaundice (Severe) through Week 56
MODEL: Unstratified analysis
STUDY: GR40349 & GR40398
Dichotomous Analysis by Subgroups (Safety)

Null Report: No results could be derived for this output.

Includes AEs with onset up to Day 405 (last day of Week 56 analysis visit window).
Test for interaction based on RR (Log-binomial regression)
* indicates convergence problem. Result is uninterpretable.
Clinical cut-off: YOSEMITE 01NOV2021 and RHINE 28OCT2021

Program: root/clinical_studies/RO6867461/CDT70122/share/ACE_pool_DME_CSR_Final/prod/program/t_ae_raw.sas
Output: root/clinical_studies/RO6867461/CDT70122/share/ACE_pool_DME_CSR_Final/prod/output_saf_bc/t_ae_raw_sg_AESI1SEV_AEW56_SEBC_OCTNOV2021_DME.xls
14SEP2022 8:59

POPULATION: Safety-Evaluable Population B vs. C
ENDPOINT: Cases of potential drug-induced liver injury that include an elevated ALT or AST in combination with either an elevated bilirubin or clinical jaundice (Severe) through Week 56
MODEL: Unstratified analysis
STUDY: GR40349 & GR40398
Dichotomous Analysis by Subgroups (Safety)

Null Report: No results could be derived for this output.

Includes AEs with onset up to Day 405 (last day of Week 56 analysis visit window).
Test for interaction based on RR (Log-binomial regression)
* indicates convergence problem. Result is uninterpretable.
Clinical cut-off: YOSEMITE 01NOV2021 and RHINE 28OCT2021

Program: root/clinical_studies/RO6867461/CDT70122/share/ACE_pool_DME_CSR_Final/prod/program/t_ae_raw.sas
Output: root/clinical_studies/RO6867461/CDT70122/share/ACE_pool_DME_CSR_Final/prod/output_saf_bc/t_ae_raw_sg_AESI1SEV_AEW56_SEBC_OCTNOV2021_DME.xls
14SEP2022 8:59

POPULATION: Safety-Evaluable Population B vs. C
ENDPOINT: Cases of potential drug-induced liver injury that include an elevated ALT or AST in combination with either an elevated bilirubin or clinical jaundice (Severe) throughout the Entire Study
MODEL: Unstratified analysis
STUDY: GR40349 & GR40398
Dichotomous Analysis by Subgroups (Safety)

Null Report: No results could be derived for this output.

Test for interaction based on RR (Log-binomial regression)
* indicates convergence problem. Result is uninterpretable.
Clinical cut-off: YOSEMITE 01NOV2021 and RHINE 28OCT2021

Program: root/global/globalshare/morse_macros/current/prod/program/t_ae_raw.sas
Output: root/clinical_studies/RO6867461/CDT70122/share/ACE_pool_DME_CSR_Final/prod/output_saf_bc/t_ae_raw_sg2_AESI1SEV_SEBC_OCTNOV2021_DME.xls
14MAR2022 18:48

POPULATION: Safety-Evaluable Population B vs. C
ENDPOINT: Cases of potential drug-induced liver injury that include an elevated ALT or AST in combination with either an elevated bilirubin or clinical jaundice (Severe) throughout the Entire Study
MODEL: Unstratified analysis
STUDY: GR40349 & GR40398
Dichotomous Analysis by Subgroups (Safety)

Null Report: No results could be derived for this output.

Test for interaction based on RR (Log-binomial regression)
* indicates convergence problem. Result is uninterpretable.
Clinical cut-off: YOSEMITE 01NOV2021 and RHINE 28OCT2021

Program: root/global/globalshare/morse_macros/current/prod/program/t_ae_raw.sas
Output: root/clinical_studies/RO6867461/CDT70122/share/ACE_pool_DME_CSR_Final/prod/output_saf_bc/t_ae_raw_sg_AESI1SEV_SEBC_OCTNOV2021_DME.xls
14MAR2022 16:30

POPULATION: Safety-Evaluable Population B vs. C
ENDPOINT: Suspected transmission of an infectious agent by the study drug (Study Eye, Severe) through Week 56
MODEL: Unstratified analysis
STUDY: GR40349 & GR40398
Dichotomous Analysis by Subgroups (Safety)

Null Report: No results could be derived for this output.

Includes AEs with onset up to Day 405 (last day of Week 56 analysis visit window).
Test for interaction based on RR (Log-binomial regression)
* indicates convergence problem. Result is uninterpretable.
Clinical cut-off: YOSEMITE 01NOV2021 and RHINE 28OCT2021

Program: root/clinical_studies/RO6867461/CDT70122/share/ACE_pool_DME_CSR_Final/prod/program/t_ae_raw.sas
Output: root/clinical_studies/RO6867461/CDT70122/share/ACE_pool_DME_CSR_Final/prod/output_saf_bc/t_ae_raw_sg2_AESI2aSEV_AEW56_SEBC_OCTNOV2021_DME.xls
26AUG2022 11:13

POPULATION: Safety-Evaluable Population B vs. C
ENDPOINT: Suspected transmission of an infectious agent by the study drug (Study Eye, Severe) through Week 56
MODEL: Unstratified analysis
STUDY: GR40349 & GR40398
Dichotomous Analysis by Subgroups (Safety)

Null Report: No results could be derived for this output.

Includes AEs with onset up to Day 405 (last day of Week 56 analysis visit window).
Test for interaction based on RR (Log-binomial regression)
* indicates convergence problem. Result is uninterpretable.
Clinical cut-off: YOSEMITE 01NOV2021 and RHINE 28OCT2021

Program: root/clinical_studies/RO6867461/CDT70122/share/ACE_pool_DME_CSR_Final/prod/program/t_ae_raw.sas
Output: root/clinical_studies/RO6867461/CDT70122/share/ACE_pool_DME_CSR_Final/prod/output_saf_bc/t_ae_raw_sg_AESI2aSEV_AEW56_SEBC_OCTNOV2021_DME.xls
26AUG2022 10:59

POPULATION: Safety-Evaluable Population B vs. C
ENDPOINT: Suspected transmission of an infectious agent by the study drug (Study Eye, Severe) throughout the Entire Study
MODEL: Unstratified analysis
STUDY: GR40349 & GR40398
Dichotomous Analysis by Subgroups (Safety)

Null Report: No results could be derived for this output.

Test for interaction based on RR (Log-binomial regression)
* indicates convergence problem. Result is uninterpretable.
Clinical cut-off: YOSEMITE 01NOV2021 and RHINE 28OCT2021

Program: root/global/globalshare/morse_macros/current/prod/program/t_ae_raw.sas
Output: root/clinical_studies/RO6867461/CDT70122/share/ACE_pool_DME_CSR_Final/prod/output_saf_bc/t_ae_raw_sg2_AESI2aSEV_SEBC_OCTNOV2021_DME.xls
14MAR2022 18:50

POPULATION: Safety-Evaluable Population B vs. C
ENDPOINT: Suspected transmission of an infectious agent by the study drug (Study Eye, Severe) throughout the Entire Study
MODEL: Unstratified analysis
STUDY: GR40349 & GR40398
Dichotomous Analysis by Subgroups (Safety)

Null Report: No results could be derived for this output.

Test for interaction based on RR (Log-binomial regression)
* indicates convergence problem. Result is uninterpretable.
Clinical cut-off: YOSEMITE 01NOV2021 and RHINE 28OCT2021

Program: root/global/globalshare/morse_macros/current/prod/program/t_ae_raw.sas
Output: root/clinical_studies/RO6867461/CDT70122/share/ACE_pool_DME_CSR_Final/prod/output_saf_bc/t_ae_raw_sg_AESI2aSEV_SEBC_OCTNOV2021_DME.xls
14MAR2022 16:32

POPULATION: Safety-Evaluable Population B vs. C
ENDPOINT: Suspected transmission of an infectious agent by the study drug (Fellow Eye, Severe) through Week 56
MODEL: Unstratified analysis
STUDY: GR40349 & GR40398
Dichotomous Analysis by Subgroups (Safety)

Null Report: No results could be derived for this output.

Includes AEs with onset up to Day 405 (last day of Week 56 analysis visit window).
Test for interaction based on RR (Log-binomial regression)
* indicates convergence problem. Result is uninterpretable.
Clinical cut-off: YOSEMITE 01NOV2021 and RHINE 28OCT2021

Program: root/clinical_studies/RO6867461/CDT70122/share/ACE_pool_DME_CSR_Final/prod/program/t_ae_raw.sas
Output: root/clinical_studies/RO6867461/CDT70122/share/ACE_pool_DME_CSR_Final/prod/output_saf_bc/t_ae_raw_sg2_AESI2bSEV_AEW56_SEBC_OCTNOV2021_DME.xls
26AUG2022 11:15

POPULATION: Safety-Evaluable Population B vs. C
ENDPOINT: Suspected transmission of an infectious agent by the study drug (Fellow Eye, Severe) through Week 56
MODEL: Unstratified analysis
STUDY: GR40349 & GR40398
Dichotomous Analysis by Subgroups (Safety)

Null Report: No results could be derived for this output.

Includes AEs with onset up to Day 405 (last day of Week 56 analysis visit window).
Test for interaction based on RR (Log-binomial regression)
* indicates convergence problem. Result is uninterpretable.
Clinical cut-off: YOSEMITE 01NOV2021 and RHINE 28OCT2021

Program: root/clinical_studies/RO6867461/CDT70122/share/ACE_pool_DME_CSR_Final/prod/program/t_ae_raw.sas
Output: root/clinical_studies/RO6867461/CDT70122/share/ACE_pool_DME_CSR_Final/prod/output_saf_bc/t_ae_raw_sg_AESI2bSEV_AEW56_SEBC_OCTNOV2021_DME.xls
26AUG2022 11:01

POPULATION: Safety-Evaluable Population B vs. C
ENDPOINT: Suspected transmission of an infectious agent by the study drug (Fellow Eye, Severe) throughout the Entire Study
MODEL: Unstratified analysis
STUDY: GR40349 & GR40398
Dichotomous Analysis by Subgroups (Safety)

Null Report: No results could be derived for this output.

Test for interaction based on RR (Log-binomial regression)
* indicates convergence problem. Result is uninterpretable.
Clinical cut-off: YOSEMITE 01NOV2021 and RHINE 28OCT2021

Program: root/global/globalshare/morse_macros/current/prod/program/t_ae_raw.sas
Output: root/clinical_studies/RO6867461/CDT70122/share/ACE_pool_DME_CSR_Final/prod/output_saf_bc/t_ae_raw_sg2_AESI2bSEV_SEBC_OCTNOV2021_DME.xls
14MAR2022 19:03

POPULATION: Safety-Evaluable Population B vs. C
ENDPOINT: Suspected transmission of an infectious agent by the study drug (Fellow Eye, Severe) throughout the Entire Study
MODEL: Unstratified analysis
STUDY: GR40349 & GR40398
Dichotomous Analysis by Subgroups (Safety)

Null Report: No results could be derived for this output.

Test for interaction based on RR (Log-binomial regression)
* indicates convergence problem. Result is uninterpretable.
Clinical cut-off: YOSEMITE 01NOV2021 and RHINE 28OCT2021

Program: root/global/globalshare/morse_macros/current/prod/program/t_ae_raw.sas
Output: root/clinical_studies/RO6867461/CDT70122/share/ACE_pool_DME_CSR_Final/prod/output_saf_bc/t_ae_raw_sg_AESI2bSEV_SEBC_OCTNOV2021_DME.xls
14MAR2022 16:44

POPULATION: Safety-Evaluable Population B vs. C
ENDPOINT: Causes a decrease of >= 30 letters in VA Score lasting more than 1 hour (Study Eye, Severe) through Week 56
MODEL: Unstratified analysis
STUDY: GM40349 & GM40398
Dichotomous Analysis by Subgroups (Safety)

		Faricimab (PTI) (N=632)				Aflibercept (N=625)				Faricimab (PTI) vs. Aflibercept																Aflibercept vs. Faricimab (PTI)				
		Patients		Patients with Event		Patients		Patients with Event		Odds Ratio					Absolute Risk Difference						Relative Risk					Relative Risk				
Name	Level	n	%	n	%	n	%	n	%	Odds Ratio		Convergence Reason	95% Lower CL	95% Upper CL	Absolute Risk		Convergence Reason	95% Lower CL	95% Upper CL	Relative Risk	Convergence Reason	95% Lower CL	95% Upper CL	p-value (Cochran-Mantel-Haenszel)	Interaction Test p-value (likelihood ratio)	Relative Risk		Convergence Reason	95% Lower CL	95% Upper CL
All	n/a	632	100,0	1	0,2	625	100,0	1	0,2	0,99		Convergence criterion (GCONV=1E-8) satisfied.	0,06	15,84	0,000		Algorithm converged.	-0,004	0,004	0,99	Algorithm converged.	0,06	15,78	0,9937		1,01		Algorithm converged.	0,06	16,13
Study	Rhine	319	50,5	1	0,3	314	50,2	0	0,0		*	Quasi-complete separation of data points detected.				*	WARNING: The relative Hessian convergence criterion of 49.519817954 is greater than the limit of 0.0001. The convergence is questionable.			NE	Algorithm converged.	NE	NE	0,3211	0,0963	NE		Algorithm converged.	NE	NE
	Yosemite	313	49,5	0	0,0	311	49,8	1	0,3		*	Quasi-complete separation of data points detected.				*	ERROR: The mean parameter is either invalid or at a limit of its range for some observations.			0,00	Algorithm converged.	0,00	NE	0,3158		>999.99		Algorithm converged.	0,00	NE

Includes AEs with onset up to Day 405 (last day of Week 56 analysis visit window).
Test for interaction based on RR (log-binomial regression)
* indicates convergence problem. Result is uninterpretable.
Clinical cut-off: YOSEMITE 01NOV2021 and RHINE 28OCT2021

Program: root/clinical_studies/RO6867461/CDT70122/share/ACE_pool_DME_CSR_Final/prod/program/t_ae_raw.sas
Output: root/clinical_studies/RO6867461/CDT70122/share/ACE_pool_DME_CSR_Final/prod/output_saf_bc/t_ae_raw_sg_AESI3aSEV_AEW56_SERC_OCTNOV2021_DME.xls
11AUG2022 18:21

POPULATION: Safety-Evaluable Population B vs. C
ENDPOINT: Causes a decrease of >= 30 letters in VA Score lasting more than 1 hour (Study Eye, Severe) through Week 56
MODEL: Unadjusted Analysis
STUDY: GR40349 & GR40398
Forest Plot of Relative Risk

Study	Total n	Aflibercept (N=625) n	Aflibercept (N=625) n Responder	Faricimab (PTI) (N=632) n	Faricimab (PTI) (N=632) n Responder	Relative Risk	95% CI
All Patients	1257	625	1	632	1	0.99	(0.06, 15.78)
Study							
Rhine	633	314	0	319	1	NE	NE
Yosemite	624	311	1	313	0	0.00	(0.00, NE)

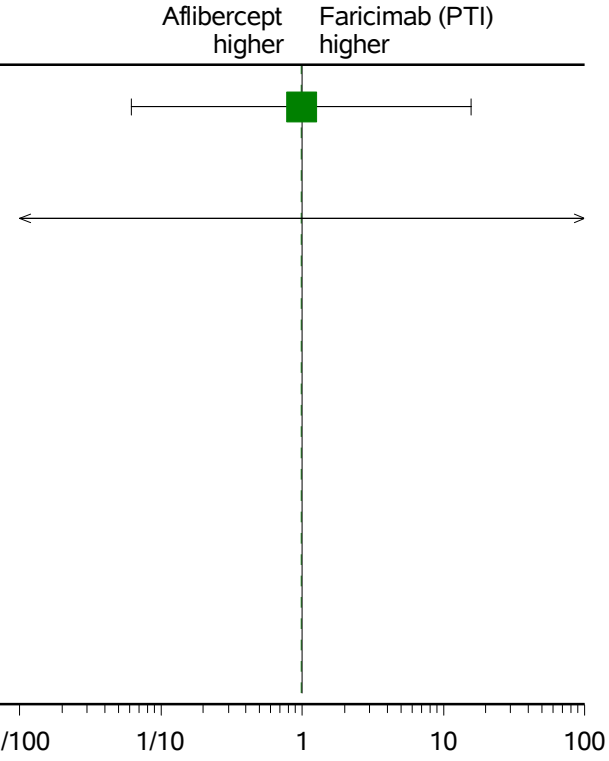

Clinical cut-off: YOSEMITE 01NOV2021 and RHINE 28OCT2021
Program: root/clinical_studies/RO6867461/CDT70122/share/ACE_pool_DME_Base/prod/program/g_forest_rr.sas
Output: root/clinical_studies/RO6867461/CDT70122/share/ACE_pool_DME_CSR_Final/prod/output_saf_bc/g_forest_rr_AESI3aSEV_AEW56_SEBC_OCTNOV2021_DME.pdf 06OCT2022 19:18

POPULATION: Safety-Evaluable Population B vs. C
ENDPOINT: Causes a decrease of >= 30 letters in VA Score lasting more than 1 hour (Study Eye, Severe) through Week 56
MODEL: Unstratified Analysis
STUDY: GR40349 & GR40398
Forest Plot of Odds Ratio

Study	Total n	Aflibercept (N=625) n	Aflibercept (N=625) n Responder	Faricimab (PTI) (N=632) n	Faricimab (PTI) (N=632) n Responder	Odds Ratio	95% CI
All Patients	1257	625	1	632	1	0.99	(0.06, 15.84)
Study							
Rhine	633	314	0	319	1	>999.99	(0.00, NE)
Yosemite	624	311	1	313	0	0.00	(0.00, NE)

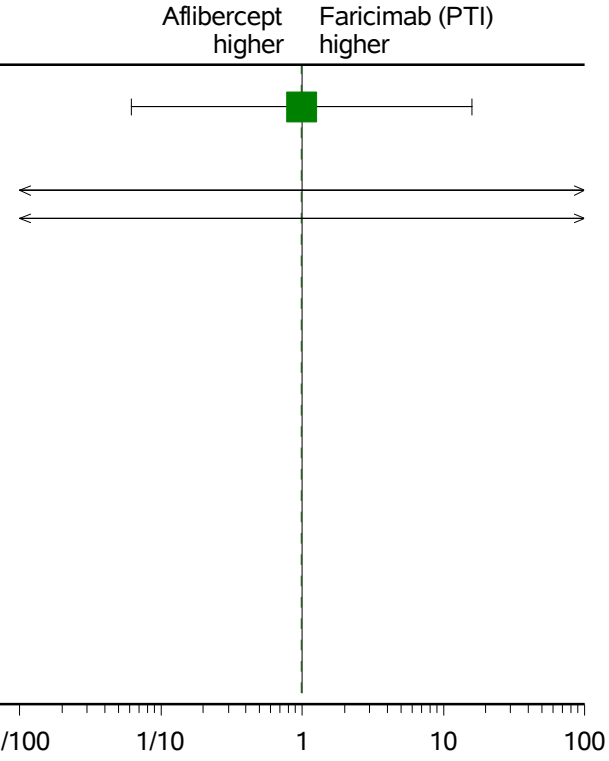

Clinical cut-off: YOSEMITE 01NOV2021 and RHINE 28OCT2021
Program: root/clinical_studies/RO6867461/CDT70122/share/ACE_pool_DME_Base/prod/program/g_forest_or.sas
Output: root/clinical_studies/RO6867461/CDT70122/share/ACE_pool_DME_CSR_Final/prod/output_saf_bc/g_forest_or_AESI3aSEV_AEW56_SEBC_OCTNOV2021_DME.pdf 04OCT2022 17:07

POPULATION: Safety-Evaluable Population B vs. C
ENDPOINT: Causes a decrease of >= 30 letters in VA Score lasting more than 1 hour (Study Eye, Severe) through Week 56
MODEL: Unstratified analysis
STUDY: GM40349 & GM40398
Dichotomous Analysis by Subgroups (Safety)

		Faricimab (PTI) (N=632)				Aflibercept (N=625)				Faricimab (PTI) vs. Aflibercept														Aflibercept vs. Faricimab (PTI)				
		Patients		Patients with Event		Patients		Patients with Event		Odds Ratio					Absolute Risk Difference					Relative Risk					Relative Risk				
Name	Level	n	%	n	%	n	%	n	%	Odds Ratio		Convergence Reason	95% Lower CL	95% Upper CL	Absolute Risk		Convergence Reason	95% Lower CL	95% Upper CL	Relative Risk	Convergence Reason	95% Lower CL	95% Upper CL	p-value (Cochran-Mantel-Haenszel)	Interaction Test p-value (likelihood ratio)	Relative Risk		Convergence Reason	95% Lower CL	95% Upper CL
All	n/a	632	100,0	1	0,2	625	100,0	1	0,2	0,99		Convergence criterion (GCONV=1E-8) satisfied.	0,06	15,84	0,000		Algorithm converged.	-0,004	0,004	0,99	Algorithm converged.	0,06	15,78	0,9937		1,01		Algorithm converged.	0,06	16,13
Sex	Male	396	62,7	0	0,0	363	58,1	1	0,3		*	Quasi-complete separation of data points detected.				*	WARNING: Negative of Hessian not positive definite.			0,00	Algorithm converged.	0,00	NE	0,2963	0,0847	>999.99		Algorithm converged.	0,00	NE
	Female	236	37,3	1	0,4	262	41,9	0	0,0		*	Quasi-complete separation of data points detected.				*	WARNING: Negative of Hessian not positive definite.			NE	Algorithm converged.	NE	NE	0,2920		NE		Algorithm converged.	NE	NE
Age	< 65 years	352	55,7	1	0,3	362	57,9	1	0,3	1,03		Convergence criterion (GCONV=1E-8) satisfied.	0,06	16,50	0,000		Algorithm converged.	-0,008	0,008	1,03	Algorithm converged.	0,06	16,38	0,9842	1,0000	0,97		Algorithm converged.	0,06	15,49
	>= 65 years	280	44,3	0	0,0	263	42,1	0	0,0	NE			NE	NE	NE		NE	NE	NE	NE	NE	NE	NE	NE		NE		NE	NE	NE
Baseline BCVA ETDRS letter score	< 64 letters	281	44,5	1	0,4	284	45,4	0	0,0		*	Quasi-complete separation of data points detected.				*	WARNING: Negative of Hessian not positive definite.			NE	Algorithm converged.	NE	NE	0,3147	0,0937	NE		Algorithm converged.	NE	NE
	>= 64 letters	349	55,2	0	0,0	341	54,6	1	0,3		*	Quasi-complete separation of data points detected.				*	ERROR: The mean parameter is either invalid or at a limit of its range for some observations.			0,00	Algorithm converged.	0,00	NE	0,3117		>999.99		Algorithm converged.	0,00	NE
	Missing	2	0,3	0	0,0	0	0,0	0	0,0	NE			NE	NE	NE		NE	NE	NE	NE	NE	NE	NE	NE		NE		NE	NE	NE
Geographic region	Europe	219	34,7	0	0,0	218	34,9	0	0,0	NE			NE	NE	NE		NE	NE	NE	NE	NE	NE	NE	NE	NE	NE		NE	NE	NE
	America	344	54,4	1	0,3	339	54,2	1	0,3	0,99		Convergence criterion (GCONV=1E-8) satisfied.	0,06	15,82	0,000		Algorithm converged.	-0,008	0,008	0,99	Algorithm converged.	0,06	15,69	0,9917		1,01		Algorithm converged.	0,06	16,16
	Asia Pacific (inc. Australia)	69	10,9	0	0,0	68	10,9	0	0,0	NE			NE	NE	NE		NE	NE	NE	NE	NE	NE	NE	NE		NE		NE	NE	NE

Includes AEs with onset up to Day 405 (last day of Week 56 analysis visit window).
Test for interaction based on RR (Log-binomial regression)
* indicates convergence problem. Result is uninterpretable.
Clinical cut-off: YOSEMITE 01NOV2021 and RHINE 28OCT2021

Program: root/clinical_studies/RO6867461/CDT70122/share/ACE_pool_DME_CSR_Final/prod/program/t_ae_raw.sas
Output: root/clinical_studies/RO6867461/CDT70122/share/ACE_pool_DME_CSR_Final/prod/output_saf_bc/t_ae_raw_sg_AESI3aSEV_AEW56_SEBC_OCTNOV2021_DME.xls
11AUG2022 18:21

POPULATION: Safety-Evaluable Population B vs. C
ENDPOINT: Causes a decrease of >= 30 letters in VA Score lasting more than 1 hour (Study Eye, Severe) throughout the Entire Study
MODEL: Unstratified analysis
STUDY: GM40349 & GM40398
Dichotomous Analysis by Subgroups (Safety)

		Faricimab (PTI) (N=632)				Aflibercept (N=625)				Faricimab (PTI) vs. Aflibercept																Aflibercept vs. Faricimab (PTI)			
		Patients		Patients with Event		Patients		Patients with Event		Odds Ratio				Absolute Risk Difference				Relative Risk								Relative Risk			
Name	Level	n	%	n	%	n	%	n	%	Odds Ratio	Convergence Reason	95% Lower CL	95% Upper CL	Absolute Risk	Convergence Reason	95% Lower CL	95% Upper CL	Relative Risk	Convergence Reason	95% Lower CL	95% Upper CL	p-value (Cochran-Mantel-Haenszel)	Interaction Test p-value (likelihood ratio)	Relative Risk	Convergence Reason	95% Lower CL	95% Upper CL
All	n/a	632	100,0	6	0,9	625	100,0	4	0,6	1,49	Convergence criterion (GCONV=1E-8) satisfied.	0,42	5,30	0,003	Algorithm converged.	-0,007	0,013	1,48	Algorithm converged.	0,42	5,23	0,5372		0,67	Algorithm converged.	0,19	2,38
Study	Rhine	318	50,3	4	1,3	314	50,2	2	0,6	1,98	Convergence criterion (GCONV=1E-8) satisfied.	0,36	10,89	0,006	Algorithm converged.	-0,009	0,021	1,97	Algorithm converged.	0,36	10,67	0,4235	0,6024	0,51	Algorithm converged.	0,09	2,75
	Yosemite	313	49,5	2	0,6	311	49,8	2	0,6	0,99	Convergence criterion (GCONV=1E-8) satisfied.	0,14	7,10	0,000	Algorithm converged.	-0,013	0,012	0,99	Algorithm converged.	0,14	7,01	0,9949		1,01	Algorithm converged.	0,14	7,10

Test for interaction based on RR (Log-binomial regression)
* indicates convergence problem. Result is uninterpretable.
Clinical cut-off: YOSEMITE 01NOV2021 and RHINE 28OCT2021

Program: root/global/globalshare/morse_macros/current/prod/program/t_ae_raw.sas
Output: root/clinical_studies/RO6867461/CDT70122/share/ACE_pool_DME_CSR_Final/prod/output_saf_bc/t_ae_raw_sg2_AESI3aSEV_SEBC_OCTNOV2021_DME.xls
14MAR2022 18:53

POPULATION: Safety-Evaluable Population B vs. C
ENDPOINT: Causes a decrease of >= 30 letters in VA Score lasting more than 1 hour (Study Eye, Severe) throughout the Entire Study
MODEL: Unadjusted Analysis
STUDY: GR40349 & GR40398
Forest Plot of Relative Risk

Study	Total n	Aflibercept (N=625) n	Aflibercept (N=625) n Responder	Faricimab (PTI) (N=632) n	Faricimab (PTI) (N=632) n Responder	Relative Risk	95% CI
All Patients	1257	625	4	632	6	1.48	(0.42, 5.23)
Study							
Rhine	633	314	2	319	4	1.97	(0.36, 10.67)
Yosemite	624	311	2	313	2	0.99	(0.14, 7.01)

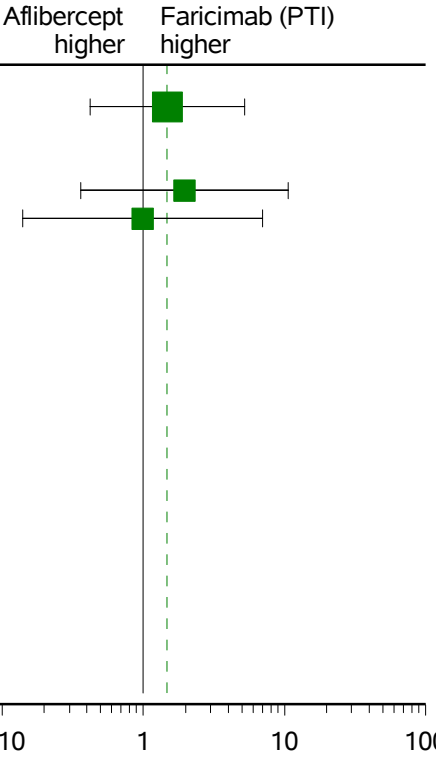

Clinical cut-off: YOSEMITE 01NOV2021 and RHINE 28OCT2021
Program: root/clinical_studies/RO6867461/CDT70122/share/ACE_pool_DME_Base/prod/program/g_forest_rr.sas
Output: root/clinical_studies/RO6867461/CDT70122/share/ACE_pool_DME_CSR_Final/prod/output_saf_bc/g_forest_rr_AESI3aSEV_SEBC_OCTNOV2021_DME.pdf 06OCT2022 19:20

POPULATION: Safety-Evaluable Population B vs. C
ENDPOINT: Causes a decrease of >= 30 letters in VA Score lasting more than 1 hour (Study Eye, Severe) throughout the Entire Study
MODEL: Unstratified Analysis
STUDY: GR40349 & GR40398
Forest Plot of Odds Ratio

Study	Total n	Aflibercept (N=625) n	Aflibercept (N=625) n Responder	Faricimab (PTI) (N=632) n	Faricimab (PTI) (N=632) n Responder	Odds Ratio	95% CI
All Patients	1257	625	4	632	6	1.49	(0.42, 5.30)
Study							
Rhine	633	314	2	319	4	1.98	(0.36, 10.89)
Yosemite	624	311	2	313	2	0.99	(0.14, 7.10)

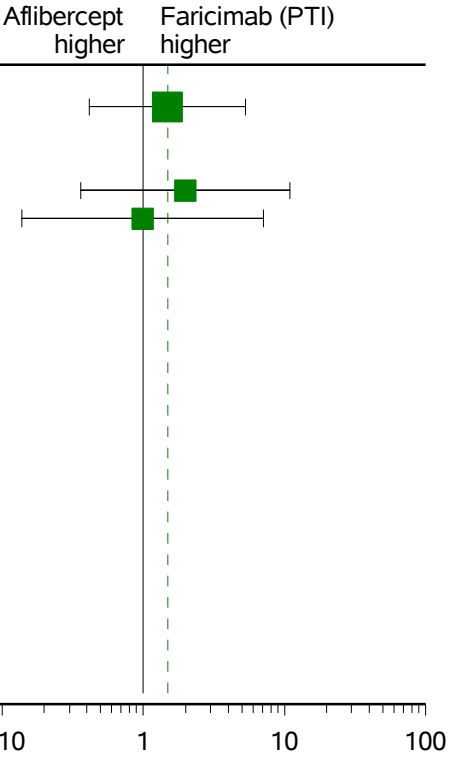

Clinical cut-off: YOSEMITE 01NOV2021 and RHINE 28OCT2021
Program: root/clinical_studies/RO6867461/CDT70122/share/ACE_pool_DME_Base/prod/program/g_forest_or.sas
Output: root/clinical_studies/RO6867461/CDT70122/share/ACE_pool_DME_CSR_Final/prod/output_saf_bc/g_forest_or_AESI3aSEV_SEBC_OCTNOV2021_DME.pdf 04OCT2022 17:08

POPULATION: Safety-Evaluable Population B vs. C
ENDPOINT: Causes a decrease of >= 30 letters in VA Score lasting more than 1 hour (Study Eye, Severe) throughout the Entire Study
MODEL: Unstratified analysis
STUDY: GR40349 & GR40398
Dichotomous Analysis by Subgroups (Safety)

		Faricimab (PTI) (N=632)				Aflibercept (N=625)				Faricimab (PTI) vs. Aflibercept														Aflibercept vs. Faricimab (PTI)			
		Patients		Patients with Event		Patients		Patients with Event		Odds Ratio				Absolute Risk Difference				Relative Risk						Relative Risk			
Name	Level	n	%	n	%	n	%	n	%	Odds Ratio	Convergence Reason	95% Lower CL	95% Upper CL	Absolute Risk	Convergence Reason	95% Lower CL	95% Upper CL	Relative Risk	Convergence Reason	95% Lower CL	95% Upper CL	p-value (Cochran Mantel-Haenszel)	Interaction Test p-value (likelihood ratio)	Relative Risk	Convergence Reason	95% Lower CL	95% Upper CL
All	n/a	632	100,0	6	0,9	625	100,0	4	0,6	1,49	Convergence criterion (GCONV=1E-8) satisfied.	0,42	5,30	0,003	Algorithm converged.	-0,007	0,013	1,48	Algorithm converged.	0,42	5,23	0,5372		0,67	Algorithm converged.	0,19	2,38
Sex	Male	396	62,7	3	0,8	363	58,1	2	0,6	1,38	Convergence criterion (GCONV=1E-8) satisfied.	0,23	8,29	0,002	Algorithm converged.	-0,009	0,014	1,37	Algorithm converged.	0,23	8,18	0,7254	0,8816	0,73	Algorithm converged.	0,12	4,33
	Female	236	37,3	3	1,3	262	41,9	2	0,8	1,67	Convergence criterion (GCONV=1E-8) satisfied.	0,28	10,10	0,005	Algorithm converged.	-0,013	0,023	1,67	Algorithm converged.	0,28	9,88	0,1707		0,60	Algorithm converged.	0,10	3,56
Age	< 65 years	352	55,7	3	0,9	362	57,9	2	0,6	1,55	Convergence criterion (GCONV=1E-8) satisfied.	0,26	9,32	0,003	Algorithm converged.	-0,009	0,015	1,54	Algorithm converged.	0,26	9,18	0,6313	0,9439	0,65	Algorithm converged.	0,11	3,86
	>= 65 years	280	44,3	3	1,1	263	42,1	2	0,8	1,41	Convergence criterion (GCONV=1E-8) satisfied.	0,23	8,50	0,003	Algorithm converged.	-0,013	0,019	1,41	Algorithm converged.	0,24	8,37	0,7048		0,73	Algorithm converged.	0,12	4,21
Baseline BCVA ETDRS letter score	< 64 letters	281	44,5	5	1,8	284	45,4	1	0,4	5,13	Convergence criterion (GCONV=1E-8) satisfied.	0,60	44,16	0,014	Algorithm converged.	-0,003	0,031	5,05	Algorithm converged.	0,59	42,98	0,0983	0,0552	0,20	Algorithm converged.	0,02	1,68
	>= 64 letters	349	55,2	1	0,3	341	54,6	3	0,9	0,32	Convergence criterion (GCONV=1E-8) satisfied.	0,03	3,13	-0,006	Algorithm converged.	-0,017	0,005	0,33	Algorithm converged.	0,03	3,12	0,3051		3,07	Algorithm converged.	0,32	29,37
	Missing	2	0,3	0	0,0	0	0,0	0	0,0	NE		NE	NE	NE	NE	NE	NE	NE	NE	NE	NE	NE		NE	NE	NE	NE
Geographic region	Europe	219	34,7	2	0,9	218	34,9	1	0,5	2,00	Convergence criterion (GCONV=1E-8) satisfied.	0,18	22,22	0,005	Algorithm converged.	-0,011	0,020	1,99	Algorithm converged.	0,18	21,80	0,5655	0,9583	0,50	Algorithm converged.	0,05	5,50
	America	344	54,4	4	1,2	339	54,2	3	0,9	1,32	Convergence criterion (GCONV=1E-8) satisfied.	0,29	5,93	0,003	Algorithm converged.	-0,012	0,018	1,31	Algorithm converged.	0,30	5,83	0,7187		0,76	Algorithm converged.	0,17	3,37
	Asia Pacific (inc. Australia)	69	10,9	0	0,0	68	10,9	0	0,0	NE		NE	NE	NE	NE	NE	NE	NE	NE	NE	NE	NE		NE	NE	NE	NE

Test for interaction based on RR (Log-binomial regression)
* indicates convergence problem. Result is uninterpretable.
Clinical cut-off: YOSEMITE 01NOV2021 and RHINE 28OCT2021

Program: root/global/globalshare/morse_macros/current/prod/program/t_ae_raw.sas
Output: root/clinical_studies/RO6867461/CDT70122/share/ACE_pool_DME_CSR_Final/prod/output_saf_bc/t_ae_raw_sg_AESI3aSEV_SEBC_OCTNOV2021_DME.xls
14MAR2022 16:35

POPULATION: Safety-Evaluable Population B vs. C
ENDPOINT: Causes a decrease of >= 30 letters in VA Score lasting more than 1 hour (Fellow Eye, Severe) through Week 56
MODEL: Unstratified analysis
STUDY: GM40349 & GM40398
Dichotomous Analysis by Subgroups (Safety)

		Faricimab (PTI) (N=632)				Aflibercept (N=625)				Faricimab (PTI) vs. Aflibercept																Aflibercept vs. Faricimab (PTI)				
		Patients		Patients with Event		Patients		Patients with Event		Odds Ratio				Absolute Risk Difference				Relative Risk								Relative Risk				
Name	Level	n	%	n	%	n	%	n	%	Odds Ratio	Convergence Reason	95% Lower CL	95% Upper CL	Absolute Risk	Convergence Reason	95% Lower CL	95% Upper CL	Relative Risk	Convergence Reason	95% Lower CL	95% Upper CL	p-value (Cochran-Mantel-Haenszel)	Interaction Test p-value (likelihood ratio)	Relative Risk	Convergence Reason	95% Lower CL	95% Upper CL
All	n/a	632	100,0	2	0,3	625	100,0	1	0,2	1,98	Convergence criterion (GCONV=1E-8) satisfied.	0,18	21,90	0,002	Algorithm converged.	-0,004	0,007	1,98	Algorithm converged.	0,18	21,76	0,5699		0,51	Algorithm converged.	0,05	5,56
Study	Rhine	319	50,5	0	0,0	314	50,2	0	0,0	NE		NE	NE	NE	NE	NE	NE	NE	NE	NE	NE	NE	1,0000	NE	NE	NE	NE
	Yosemite	313	49,5	2	0,6	311	49,8	1	0,3	1,99	Convergence criterion (GCONV=1E-8) satisfied.	0,18	22,10	0,003	Algorithm converged.	-0,008	0,014	1,99	Algorithm converged.	0,18	21,80	0,5668		0,50	Algorithm converged.	0,05	5,52

Includes AEs with onset up to Day 405 (last day of Week 56 analysis visit window).
Test for interaction based on RR (log-binomial regression)
* indicates convergence problem. Result is uninterpretable.
Clinical cut-off: YOSEMITE 01NOV2021 and RHINE 28OCT2021

Program: root/clinical_studies/RO6867461/CDT70122/share/ACE_pool_DME_CSR_Final/prod/program/t_ae_raw.sas
Output: root/clinical_studies/RO6867461/CDT70122/share/ACE_pool_DME_CSR_Final/prod/output_saf_bc/t_ae_raw_sg_AESI3bSEV_AEW56_SEBC_OCTNOV2021_DME.xls
11AUG2022 18:35

POPULATION: Safety-Evaluable Population B vs. C
ENDPOINT: Causes a decrease of >= 30 letters in VA Score lasting more than 1 hour (Fellow Eye, Severe) through Week 56
MODEL: Unadjusted Analysis
STUDY: GR40349 & GR40398
Forest Plot of Relative Risk

Study	Total n	Aflibercept (N=625) n	Aflibercept (N=625) n Responder	Faricimab (PTI) (N=632) n	Faricimab (PTI) (N=632) n Responder	Relative Risk	95% CI
All Patients	1257	625	1	632	2	1.98	(0.18, 21.76)
Study							
Rhine	633	314	0	319	0	NE	NE
Yosemite	624	311	1	313	2	1.99	(0.18, 21.80)

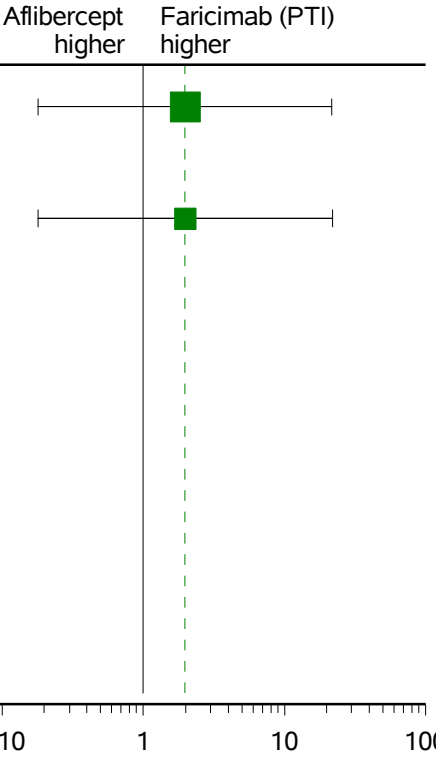

Clinical cut-off: YOSEMITE 01NOV2021 and RHINE 28OCT2021
Program: root/clinical_studies/RO6867461/CDT70122/share/ACE_pool_DME_Base/prod/program/g_forest_rr.sas
Output: root/clinical_studies/RO6867461/CDT70122/share/ACE_pool_DME_CSR_Final/prod/output_saf_bc/g_forest_rr_AESI3bSEV_AEW56_SEBC_OCTNOV2021_DME.pdf 06OCT2022 19:29

POPULATION: Safety-Evaluable Population B vs. C
ENDPOINT: Causes a decrease of >= 30 letters in VA Score lasting more than 1 hour (Fellow Eye, Severe) through Week 56
MODEL: Unstratified Analysis
STUDY: GR40349 & GR40398
Forest Plot of Odds Ratio

Study	Total n	Aflibercept (N=625) n	Aflibercept (N=625) n Responder	Faricimab (PTI) (N=632) n	Faricimab (PTI) (N=632) n Responder	Odds Ratio	95% CI
All Patients	1257	625	1	632	2	1.98	(0.18, 21.90)
Study							
Rhine	633	314	0	319	0	NE	NE
Yosemite	624	311	1	313	2	1.99	(0.18, 22.10)

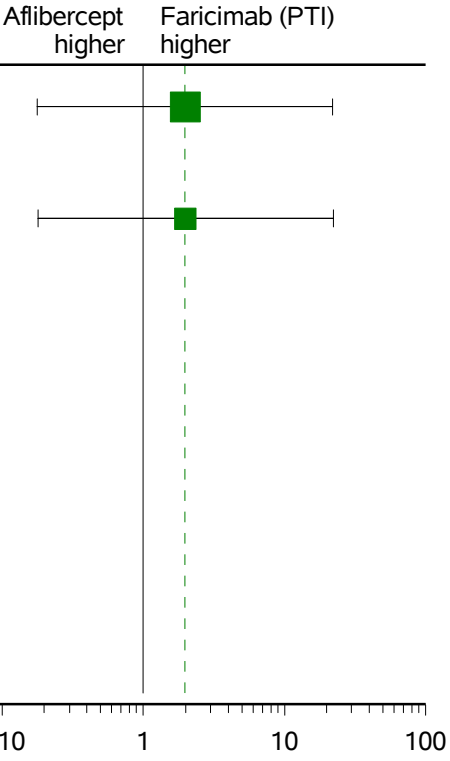

Clinical cut-off: YOSEMITE 01NOV2021 and RHINE 28OCT2021
Program: root/clinical_studies/RO6867461/CDT70122/share/ACE_pool_DME_Base/prod/program/g_forest_or.sas
Output: root/clinical_studies/RO6867461/CDT70122/share/ACE_pool_DME_CSR_Final/prod/output_saf_bc/g_forest_or_AESI3bSEV_AEW56_SEBC_OCTNOV2021_DME.pdf 04OCT2022 17:15

POPULATION: Safety-Evaluable Population B vs. C
ENDPOINT: Causes a decrease of >= 30 letters in VA Score lasting more than 1 hour (Fellow Eye, Severe) through Week 56
MODEL: Unstratified analysis
STUDY: GR40349 & GR40398
Dichotomous Analysis by Subgroups (Safety)

		Faricimab (PTI) (N=632)				Aflibercept (N=625)				Faricimab (PTI) vs. Aflibercept																		Aflibercept vs. Faricimab (PTI)			
		Patients		Patients with Event		Patients		Patients with Event		Odds Ratio						Absolute Risk Difference						Relative Risk						Relative Risk			
Name	Level	n	%	n	%	n	%	n	%	Odds Ratio		Convergence Reason	95% Lower CL	95% Upper CL	Absolute Risk		Convergence Reason	95% Lower CL	95% Upper CL	Relative Risk	Convergence Reason	95% Lower CL	95% Upper CL	p-value (Cochran-Mantel-Haenszel)	Interaction Test p-value (likelihood ratio)	Relative Risk		Convergence Reason	95% Lower CL	95% Upper CL
All	n/a	632	100,0	2	0,3	625	100,0	1	0,2	1,98		Convergence criterion (GCONV=1E-8) satisfied.	0,18	21,90	0,002		Algorithm converged.	-0,004	0,007	1,98	Algorithm converged.	0,18	21,76	0,5699		0,51		Algorithm converged.	0,05	5,56
Sex	Male	396	62,7	1	0,3	363	58,1	0	0,0		*	Quasi-complete separation of data points detected.				*	WARNING: The relative Hessian convergence criterion of 50.428711952 is greater than the limit of 0.0001. The convergence is questionable.			NE	Algorithm converged.	NE	NE	0,3384	0,3360	NE		Algorithm converged.	NE	NE
	Female	236	37,3	1	0,4	262	41,9	1	0,4	1,11		Convergence criterion (GCONV=1E-8) satisfied.	0,07	17,86	0,000		Algorithm converged.	-0,011	0,012	1,11	Algorithm converged.	0,07	17,65	0,9410		0,90		Algorithm converged.	0,06	14,32
Age	< 65 years	352	55,7	1	0,3	362	57,9	1	0,3	1,03		Convergence criterion (GCONV=1E-8) satisfied.	0,06	16,50	0,000		Algorithm converged.	-0,008	0,008	1,03	Algorithm converged.	0,06	16,38	0,9842	0,3203	0,97		Algorithm converged.	0,06	15,49
	>= 65 years	280	44,3	1	0,4	263	42,1	0	0,0		*	Quasi-complete separation of data points detected.				*	WARNING: Negative of Hessian not positive definite.			NE	Algorithm converged.	NE	NE	0,3325		NE		Algorithm converged.	NE	NE
Baseline BCVA ETDRS letter score	< 64 letters	281	44,5	1	0,4	284	45,4	1	0,4	1,01		Convergence criterion (GCONV=1E-8) satisfied.	0,06	16,24	0,000		Algorithm converged.	-0,010	0,010	1,01	Algorithm converged.	0,06	16,08	0,9940	0,3112	0,99		Algorithm converged.	0,06	15,74
	>= 64 letters	349	55,2	1	0,3	341	54,6	0	0,0		*	Quasi-complete separation of data points detected.				*	WARNING: The relative Hessian convergence criterion of 53.071571525 is greater than the limit of 0.0001. The convergence is questionable.			NE	Algorithm converged.	NE	NE	0,3229		NE		Algorithm converged.	NE	NE
	Missing	2	0,3	0	0,0	0	0,0	0	0,0	NE			NE	NE	NE		NE	NE	NE	NE	NE	NE	NE	NE		NE		NE	NE	NE
Geographic region	Europe	219	34,7	1	0,5	218	34,9	0	0,0		*	Quasi-complete separation of data points detected.				*	WARNING: Negative of Hessian not positive definite.			NE	Algorithm converged.	NE	NE	0,3184	NE	NE		Algorithm converged.	NE	NE
	America	344	54,4	1	0,3	339	54,2	1	0,3	0,99		Convergence criterion (GCONV=1E-8) satisfied.	0,06	15,82	0,000		Algorithm converged.	-0,008	0,008	0,99	Algorithm converged.	0,06	15,69	0,9917		1,01		Algorithm converged.	0,06	16,16
	Asia Pacific (inc. Australia)	69	10,9	0	0,0	68	10,9	0	0,0	NE			NE	NE	NE		NE	NE	NE	NE	NE	NE	NE	NE		NE		NE	NE	NE

Includes AEs with onset up to Day 405 (last day of Week 56 analysis visit window).
Test for interaction based on RR (Log-binomial regression)
* indicates convergence problem. Result is uninterpretable.
Clinical cut-off: YOSEMITE 01NOV2021 and RHINE 28OCT2021

Program: root/clinical_studies/RO6867461/CDT70122/share/ACE_pool_DME_CSR_Final/prod/program/t_ae_raw.sas
Output: root/clinical_studies/RO6867461/CDT70122/share/ACE_pool_DME_CSR_Final/prod/output_saf_bc/t_ae_raw_sg_AESI3bSEV_AEW56_SEBC_OCTNOV2021_DME.xls
11AUG2022 18:35

POPULATION: Safety-Evaluable Population B vs. C
ENDPOINT: Causes a decrease of >= 30 letters in VA Score lasting more than 1 hour (Fellow Eye, Severe) throughout the Entire Study
MODEL: Unstratified analysis
STUDY: GM40349 & GM40398
Dichotomous Analysis by Subgroups (Safety)

		Faricimab (PTI) (N=632)				Aflibercept (N=625)				Faricimab (PTI) vs. Aflibercept																Aflibercept vs. Faricimab (PTI)				
		Patients		Patients with Event		Patients		Patients with Event		Odds Ratio					Absolute Risk Difference					Relative Risk							Relative Risk				
Name	Level	n	%	n	%	n	%	n	%	Odds Ratio		Convergence Reason	95% Lower CL	95% Upper CL	Absolute Risk		Convergence Reason	95% Lower CL	95% Upper CL	Relative Risk		Convergence Reason	95% Lower CL	95% Upper CL	p-value (Cochran-Mantel-Haenszel)	Interaction Test p-value (likelihood ratio)	Relative Risk		Convergence Reason	95% Lower CL	95% Upper CL
All	n/a	632	100,0	3	0,5	625	100,0	3	0,5	0,99		Convergence criterion (GCONV=1E-8) satisfied.	0,20	4,92	0,000		Algorithm converged.	-0,008	0,008	0,99		Algorithm converged.	0,20	4,88	0,9891		1,01		Algorithm converged.	0,20	4,99
Study	Rhine	319	50,5	0	0,0	314	50,2	1	0,3		*	Quasi-complete separation of data points detected.				*	ERROR: The mean parameter is either invalid or at a limit of its range for some observations.			0,00		Algorithm converged.	0,00	NE	0,3135	0,2059	>999.99		Algorithm converged.	0,00	NE
	Yosemite	313	49,5	3	1,0	311	49,8	2	0,6	1,50		Convergence criterion (GCONV=1E-8) satisfied.	0,25	9,01	0,003		Algorithm converged.	-0,011	0,017	1,49		Algorithm converged.	0,25	8,86	0,6589		0,67		Algorithm converged.	0,11	3,99

Test for interaction based on RR (Log-binomial regression)
* indicates convergence problem. Result is uninterpretable.
Clinical cut-off: YOSEMITE 01NOV2021 and RHINE 28OCT2021

Program: root/global/globalshare/morse_macros/current/prod/program/t_ae_raw.sas
Output: root/clinical_studies/RO6867461/CDT70122/share/ACE_pool_DME_CSR_Final/prod/output_saf_bc/t_ae_raw_sg2_AESI3bSEV_SEBC_OCTNOV2021_DME.xls
14MAR2022 19:06

POPULATION: Safety-Evaluable Population B vs. C
ENDPOINT: Causes a decrease of >= 30 letters in VA Score lasting more than 1 hour (Fellow Eye, Severe) throughout the Entire Study
MODEL: Unadjusted Analysis
STUDY: GR40349 & GR40398
Forest Plot of Relative Risk

Study	Total n	Aflibercept (N=625) n	Aflibercept (N=625) n Responder	Faricimab (PTI) (N=632) n	Faricimab (PTI) (N=632) n Responder	Relative Risk	95% CI
All Patients	1257	625	3	632	3	0.99	(0.20, 4.88)
Study							
Rhine	633	314	1	319	0	0.00	(0.00, NE)
Yosemite	624	311	2	313	3	1.49	(0.25, 8.86)

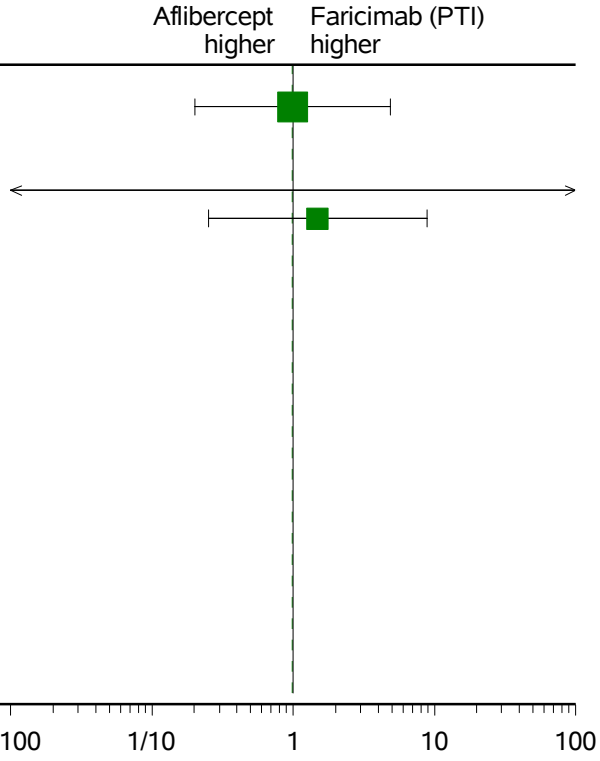

Clinical cut-off: YOSEMITE 01NOV2021 and RHINE 28OCT2021
Program: root/clinical_studies/RO6867461/CDT70122/share/ACE_pool_DME_Base/prod/program/g_forest_rr.sas
Output: root/clinical_studies/RO6867461/CDT70122/share/ACE_pool_DME_CSR_Final/prod/output_saf_bc/g_forest_rr_AESI3bSEV_SEBC_OCTNOV2021_DME.pdf 06OCT2022 19:30

POPULATION: Safety-Evaluable Population B vs. C
ENDPOINT: Causes a decrease of >= 30 letters in VA Score lasting more than 1 hour (Fellow Eye, Severe) throughout the Entire Study
MODEL: Unstratified Analysis
STUDY: GR40349 & GR40398
Forest Plot of Odds Ratio

Study	Total n	Aflibercept (N=625) n	Aflibercept (N=625) n Responder	Faricimab (PTI) (N=632) n	Faricimab (PTI) (N=632) n Responder	Odds Ratio	95% CI
All Patients	1257	625	3	632	3	0.99	(0.20, 4.92)
Study							
Rhine	633	314	1	319	0	0.00	(0.00, NE)
Yosemite	624	311	2	313	3	1.50	(0.25, 9.01)

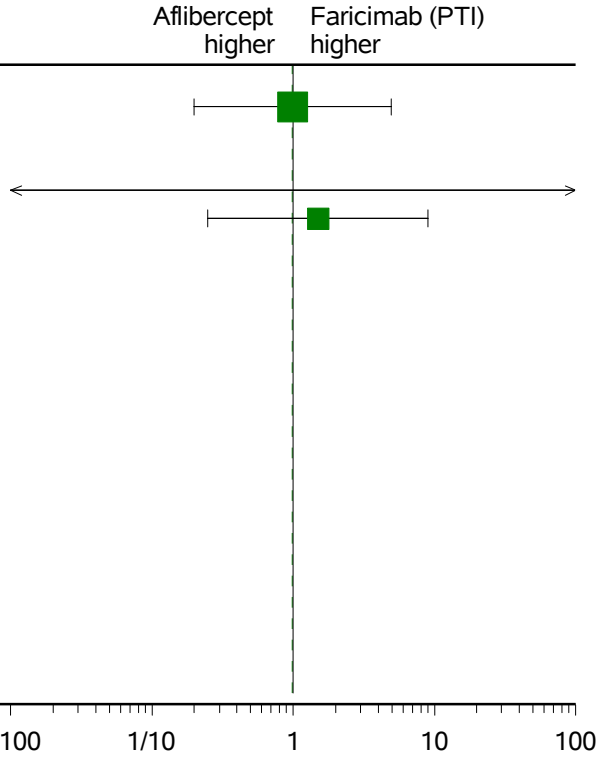

Clinical cut-off: YOSEMITE 01NOV2021 and RHINE 28OCT2021
Program: root/clinical_studies/RO6867461/CDT70122/share/ACE_pool_DME_Base/prod/program/g_forest_or.sas
Output: root/clinical_studies/RO6867461/CDT70122/share/ACE_pool_DME_CSR_Final/prod/output_saf_bc/g_forest_or_AESI3bSEV_SEBC_OCTNOV2021_DME.pdf 04OCT2022 17:15

POPULATION: Safety-Evaluable Population B vs. C
ENDPOINT: Causes a decrease of >= 30 letters in VA Score lasting more than 1 hour (Fellow Eye, Severe) throughout the Entire Study
MODEL: Unstratified analysis
STUDY: GR40349 & GR40398
Dichotomous Analysis by Subgroups (Safety)

		Faricimab (PTI) (N=632)				Aflibercept (N=625)				Faricimab (PTI) vs. Aflibercept																Aflibercept vs. Faricimab (PTI)				
		Patients		Patients with Event		Patients		Patients with Event		Odds Ratio					Absolute Risk Difference						Relative Risk						Relative Risk				
Name	Level	n	%	n	%	n	%	n	%	Odds Ratio		Convergence Reason	95% Lower CL	95% Upper CL	Absolute Risk		Convergence Reason	95% Lower CL	95% Upper CL	Relative Risk	Convergence Reason	95% Lower CL	95% Upper CL	p-value (Cochran-Mantel-Haenszel)	Interaction Test p-value (likelihood ratio)	Relative Risk		Convergence Reason	95% Lower CL	95% Upper CL
All	n/a	632	100,0	3	0,5	625	100,0	3	0,5	0,99		Convergence criterion (GCONV=1E-8) satisfied.	0,20	4,92	0,000		Algorithm converged.	-0,008	0,008	0,99	Algorithm converged.	0,20	4,88	0,9891		1,01		Algorithm converged.	0,20	4,99
Sex	Male	396	62,7	2	0,5	363	58,1	2	0,6	0,92		Convergence criterion (GCONV=1E-8) satisfied.	0,13	6,54	0,000		Algorithm converged.	-0,011	0,010	0,92	Algorithm converged.	0,13	6,47	0,9305	0,9118	1,09		Algorithm converged.	0,15	7,70
	Female	236	37,3	1	0,4	262	41,9	1	0,4	1,11		Convergence criterion (GCONV=1E-8) satisfied.	0,07	17,86	0,000		Algorithm converged.	-0,011	0,012	1,11	Algorithm converged.	0,07	17,65	0,9410		0,90		Algorithm converged.	0,06	14,32
Age	< 65 years	352	55,7	2	0,6	362	57,9	3	0,8	0,68		Convergence criterion (GCONV=1E-8) satisfied.	0,11	4,12	-0,003		Algorithm converged.	-0,015	0,010	0,69	Algorithm converged.	0,12	4,08	0,6768	0,2204	1,46		Algorithm converged.	0,25	8,68
	>= 65 years	280	44,3	1	0,4	263	42,1	0	0,0		*	Quasi-complete separation of data points detected.				*	WARNING: Negative of Hessian not positive definite.			NE	Algorithm converged.	NE	NE	0,3325		NE		Algorithm converged.	NE	NE
Baseline BCVA ETDRS letter score	< 64 letters	281	44,5	1	0,4	284	45,4	3	1,1	0,33		Convergence criterion (GCONV=1E-8) satisfied.	0,03	3,24	-0,007		Algorithm converged.	-0,021	0,007	0,34	Algorithm converged.	0,04	3,22	0,3212	0,0524	2,97		Algorithm converged.	0,31	28,36
	>= 64 letters	349	55,2	2	0,6	341	54,6	0	0,0		*	Quasi-complete separation of data points detected.				*	WARNING: Negative of Hessian not positive definite.			NE	Algorithm converged.	NE	NE	0,1618		NE		Algorithm converged.	NE	NE
	Missing	2	0,3	0	0,0	0	0,0	0	0,0	NE			NE	NE	NE		NE	NE	NE	NE	NE	NE	NE	NE		NE		NE	NE	NE
Geographic region	Europe	219	34,7	1	0,5	218	34,9	0	0,0		*	Quasi-complete separation of data points detected.				*	WARNING: Negative of Hessian not positive definite.			NE	Algorithm converged.	NE	NE	0,3184	0,1463	NE		Algorithm converged.	NE	NE
	America	344	54,4	1	0,3	339	54,2	3	0,9	0,33		Convergence criterion (GCONV=1E-8) satisfied.	0,03	3,13	-0,006		Algorithm converged.	-0,017	0,006	0,33	Algorithm converged.	0,03	3,14	0,3092		3,04		Algorithm converged.	0,32	29,12
	Asia Pacific (inc. Australia)	69	10,9	1	1,4	68	10,9	0	0,0		*	Quasi-complete separation of data points detected.				*	WARNING: The relative Hessian convergence criterion of 11.992173265 is greater than the limit of 0.0001. The convergence is questionable.			NE	Algorithm converged.	NE	NE	0,3208		NE		Algorithm converged.	NE	NE

Test for interaction based on RR (Log-binomial regression)
* indicates convergence problem. Result is uninterpretable.
Clinical cut-off: YOSEMITE 01NOV2021 and RHINE 28OCT2021

Program: root/global/globalshare/morse_macros/current/prod/program/t_ae_raw.sas
Output: root/clinical_studies/RO6867461/CDT70122/share/ACE_pool_DME_CSR_Final/prod/output_saf_bc/t_ae_raw_sg_AESI3bSEV_SERC_OCTNOV2021_DME.xls
14MAR2022 16:47

POPULATION: Safety-Evaluable Population B vs. C
ENDPOINT: Requires surgical or medical intervention to prevent permanent loss of sight (Study Eye, Severe) through Week 56
MODEL: Unstratified analysis
STUDY: GM40349 & GM40398
Dichotomous Analysis by Subgroups (Safety)

		Faricimab (PTI) (N=632)				Aflibercept (N=625)				Faricimab (PTI) vs. Aflibercept																				Aflibercept vs. Faricimab (PTI)					
		Patients		Patients with Event		Patients		Patients with Event		Odds Ratio					Absolute Risk Difference				Relative Risk											Relative Risk					
Name	Level	n	%	n	%	n	%	n	%	Odds Ratio		Convergence Reason	95% Lower CL	95% Upper CL	Absolute Risk		Convergence Reason	95% Lower CL	95% Upper CL	Relative Risk		Convergence Reason	95% Lower CL	95% Upper CL	p-value (Cochran-Mantel-Haenszel)	Interaction Test p-value (likelihood ratio)	Relative Risk		Convergence Reason	95% Lower CL	95% Upper CL	
All	n/a	632	100,0	1	0,2	625	100,0	2	0,3	0,49		Convergence criterion (GCONV=1E-8) satisfied.	0,04	5,46	-0,002		Algorithm converged.	-0,007	0,004	0,49		Algorithm converged.	0,04	5,44	0,5569		2,02		Algorithm converged.	0,18	22,23	
Study	Rhine	318	50,5	1	0,3	314	50,2	2	0,6	0,49		Convergence criterion (GCONV=1E-8) satisfied.	0,04	5,44	-0,003		Algorithm converged.	-0,014	0,007	0,49		Algorithm converged.	0,04	5,40	0,5539	1,0000	2,03		Algorithm converged.	0,19	22,29	
	Yosemite	313	49,5	0	0,0	311	49,8	0	0,0	NE		NE	NE	NE	NE		NE	NE	NE	NE		NE	NE	NE	NE		NE		NE	NE	NE	

Includes AEs with onset up to Day 405 (last day of Week 56 analysis visit window).
Test for interaction based on RR (log-binomial regression)
* indicates convergence problem. Result is uninterpretable.
Clinical cut-off: YOSEMITE 01NOV2021 and RHINE 28OCT2021

Program: root/clinical_studies/RO6867461/CDT70122/share/ACE_pool_DME_CSR_Final/prod/program/t_ae_raw.sas
Output: root/clinical_studies/RO6867461/CDT70122/share/ACE_pool_DME_CSR_Final/prod/output_saf_bc/t_ae_raw_sg_AESI4aSEV_AEW56_SEBC_OCTNOV2021_DME.xls
11AUG2022 18:25

POPULATION: Safety-Evaluable Population B vs. C
ENDPOINT: Requires surgical or medical intervention to prevent permanent loss of sight (Study Eye, Severe) through Week 56
MODEL: Unadjusted Analysis
STUDY: GR40349 & GR40398
Forest Plot of Relative Risk

Study	Total n	Aflibercept (N=625) n	Aflibercept (N=625) n Responder	Faricimab (PTI) (N=632) n	Faricimab (PTI) (N=632) n Responder	Relative Risk	95% CI
All Patients	1257	625	2	632	1	0.49	(0.04, 5.44)
Study							
Rhine	633	314	2	319	1	0.49	(0.04, 5.40)
Yosemite	624	311	0	313	0	NE	NE

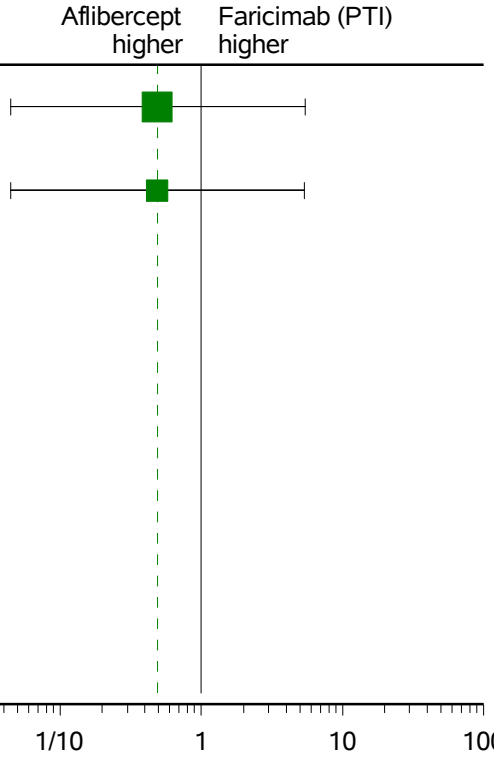

Clinical cut-off: YOSEMITE 01NOV2021 and RHINE 28OCT2021
Program: root/clinical_studies/RO6867461/CDT70122/share/ACE_pool_DME_Base/prod/program/g_forest_rr.sas
Output: root/clinical_studies/RO6867461/CDT70122/share/ACE_pool_DME_CSR_Final/prod/output_saf_bc/g_forest_rr_AESI4aSEV_AEW56_SEBC_OCTNOV2021_DME.pdf 06OCT2022 19:21

POPULATION: Safety-Evaluable Population B vs. C
ENDPOINT: Requires surgical or medical intervention to prevent permanent loss of sight (Study Eye, Severe) through Week 56
MODEL: Unstratified Analysis
STUDY: GR40349 & GR40398
Forest Plot of Odds Ratio

Study	Total n	Aflibercept (N=625) n	Aflibercept (N=625) n Responder	Faricimab (PTI) (N=632) n	Faricimab (PTI) (N=632) n Responder	Odds Ratio	95% CI
All Patients	1257	625	2	632	1	0.49	(0.04, 5.46)
Study							
Rhine	633	314	2	319	1	0.49	(0.04, 5.44)
Yosemite	624	311	0	313	0	NE	NE

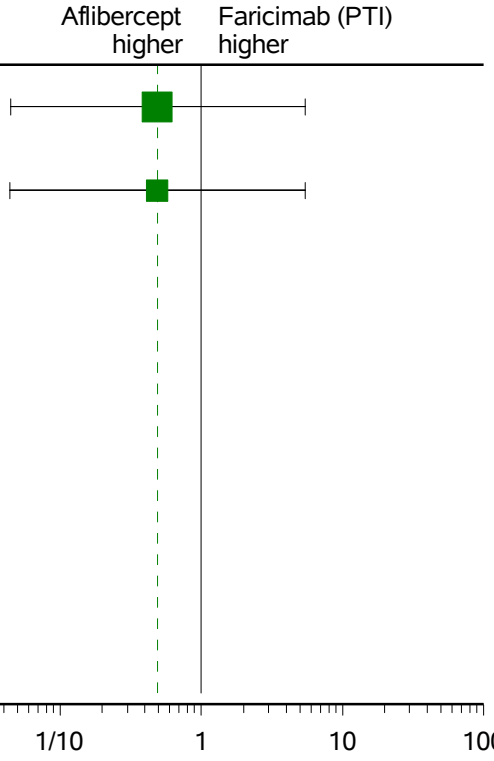

Clinical cut-off: YOSEMITE 01NOV2021 and RHINE 28OCT2021
Program: root/clinical_studies/RO6867461/CDT70122/share/ACE_pool_DME_Base/prod/program/g_forest_or.sas
Output: root/clinical_studies/RO6867461/CDT70122/share/ACE_pool_DME_CSR_Final/prod/output_saf_bc/g_forest_or_AESI4aSEV_AEW56_SEBC_OCTNOV2021_DME.pdf 04OCT2022 17:09

POPULATION: Safety-Evaluable Population B vs. C
ENDPOINT: Requires surgical or medical intervention to prevent permanent loss of sight (Study Eye, Severe) through Week 56
MODEL: Unstratified analysis
STUDY: GM40349 & GM40398
Dichotomous Analysis by Subgroups (Safety)

		Faricimab (PTI) (N=632)				Aflibercept (N=625)				Faricimab (PTI) vs. Aflibercept																Aflibercept vs. Faricimab (PTI)			
		Patients		Patients with Event		Patients		Patients with Event		Odds Ratio					Absolute Risk Difference					Relative Risk							Relative Risk			
Name	Level	n	%	n	%	n	%	n	%	Odds Ratio		Convergence Reason	95% Lower CL	95% Upper CL	Absolute Risk		Convergence Reason	95% Lower CL	95% Upper CL	Relative Risk		Convergence Reason	95% Lower CL	95% Upper CL	p-value (Cochran-Mantel-Haenszel)	Interaction Test p-value (likelihood ratio)	Relative Risk		Convergence Reason	95% Lower CL	95% Upper CL
All	n/a	632	100,0	1	0,2	625	100,0	2	0,3	0,49		Convergence criterion (GCONV=1E-8) satisfied.	0,04	5,46	-0,002		Algorithm converged.	-0,007	0,004	0,49		Algorithm converged.	0,04	5,44	0,5569		2,02		Algorithm converged.	0,18	22,25
Sex	Male	396	62,7	1	0,3	363	58,1	2	0,6	0,46		Convergence criterion (GCONV=1E-8) satisfied.	0,04	5,06	-0,003		Algorithm converged.	-0,012	0,006	0,46		Algorithm converged.	0,04	5,03	0,5130	1,0000	2,18		Algorithm converged.	0,20	23,96
	Female	236	37,3	0	0,0	262	41,9	0	0,0	NE			NE	NE	NE		NE	NE	NE	NE		NE	NE	NE	NE		NE		NE	NE	NE
Age	< 65 years	352	55,7	0	0,0	362	57,9	1	0,3		*	Quasi-complete separation of data points detected.				*	ERROR: Error in computing the link function, its derivatives, or the variance function.			0,00		Algorithm converged.	0,00	NE	0,3241	0,3201	>999.99		Algorithm converged.	0,00	NE
	>= 65 years	280	44,3	1	0,4	263	42,1	1	0,4	0,94		Convergence criterion (GCONV=1E-8) satisfied.	0,06	15,09	0,000		Algorithm converged.	-0,010	0,010	0,94		Algorithm converged.	0,06	14,94	0,9646		1,06		Algorithm converged.	0,07	16,93
Baseline BCVA ETDRS letter score	< 64 letters	281	44,5	1	0,4	284	45,4	2	0,7	0,50		Convergence criterion (GCONV=1E-8) satisfied.	0,05	5,59	-0,003		Algorithm converged.	-0,015	0,008	0,51		Algorithm converged.	0,05	5,54	0,5692	1,0000	1,98		Algorithm converged.	0,18	21,70
	>= 64 letters	349	55,2	0	0,0	341	54,6	0	0,0	NE			NE	NE	NE		NE	NE	NE	NE		NE	NE	NE	NE		NE		NE	NE	NE
	Missing	2	0,3	0	0,0	0	0,0	0	0,0	NE			NE	NE	NE		NE	NE	NE	NE		NE	NE	NE	NE		NE		NE	NE	NE
Geographic region	Europe	219	34,7	1	0,5	218	34,9	1	0,5	1,00		Convergence criterion (GCONV=1E-8) satisfied.	0,06	16,02	0,000		Algorithm converged.	-0,013	0,013	1,00		Algorithm converged.	0,06	15,81	0,9974	NE	1,00		Algorithm converged.	0,06	15,96
	America	344	54,4	0	0,0	339	54,2	0	0,0	NE			NE	NE	NE		NE	NE	NE	NE		NE	NE	NE	NE		NE		NE	NE	NE
	Asia Pacific (inc. Australia)	69	10,9	0	0,0	68	10,9	1	1,5		*	Quasi-complete separation of data points detected.				*	WARNING: The relative Hessian convergence criterion of 12.21074153 is greater than the limit of 0.0001. The convergence is questionable.			0,00		Algorithm converged.	0,00	NE	0,3138		>999.99		Algorithm converged.	0,00	NE

Includes AEs with onset up to Day 405 (last day of Week 56 analysis visit window).
Test for interaction based on RR (Log-binomial regression)
* indicates convergence problem. Result is uninterpretable.
Clinical cut-off: YOSEMITE 01NOV2021 and RHINE 28OCT2021

Program: root/clinical_studies/RO6867461/CDT70122/share/ACE_pool_DME_CSR_Final/prod/program/t_ae_raw.sas
Output: root/clinical_studies/RO6867461/CDT70122/share/ACE_pool_DME_CSR_Final/prod/output_saf_bc/t_ae_raw_sg_AES14aSEV_AEW56_SEBC_OCTNOV2021_DME.xls
11AUG2022 18:25

POPULATION: Safety-Evaluable Population B vs. C
ENDPOINT: Requires surgical or medical intervention to prevent permanent loss of sight (Study Eye, Severe) throughout the Entire Study
MODEL: Unstratified analysis
STUDY: GM40349 & GM40398
Dichotomous Analysis by Subgroups (Safety)

		Faricimab (PTI) (N=632)				Aflibercept (N=625)				Faricimab (PTI) vs. Aflibercept																		Aflibercept vs. Faricimab (PTI)				
		Patients		Patients with Event		Patients		Patients with Event		Odds Ratio					Absolute Risk Difference					Relative Risk								Relative Risk				
Name	Level	n	%	n	%	n	%	n	%	Odds Ratio		Convergence Reason	95% Lower CL	95% Upper CL	Absolute Risk		Convergence Reason	95% Lower CL	95% Upper CL	Relative Risk		Convergence Reason	95% Lower CL	95% Upper CL	p-value (Cochran Mantel-Haenszel)	Interaction Test p-value (likelihood ratio)	Relative Risk		Convergence Reason	95% Lower CL	95% Upper CL
All	n/a	632	100,0	2	0,3	625	100,0	2	0,3	0,99		Convergence criterion (GCONV=1E-8) satisfied.	0,14	7,04	0,000		Algorithm converged.	-0,006	0,006	0,99		Algorithm converged.	0,14	7,00	0,9911		1,01		Algorithm converged.	0,14	7,18
Study	Rhine	319	50,5	1	0,3	314	50,2	2	0,6	0,49		Convergence criterion (GCONV=1E-8) satisfied.	0,04	5,44	-0,003		Algorithm converged.	-0,014	0,007	0,49		Algorithm converged.	0,04	5,40	0,5539	0,1873	2,03		Algorithm converged.	0,19	22,29
	Yosemite	313	49,5	1	0,3	311	49,8	0	0,0		*	Quasi-complete separation of data points detected.				*	WARNING: Negative of Hessian not positive definite.			NE		Algorithm converged.	NE	NE	0,3189		NE		Algorithm converged.	NE	NE

Test for interaction based on RR (Log-binomial regression)
* indicates convergence problem. Result is uninterpretable.
Clinical cut-off: YOSEMITE 01NOV2021 and RHINE 28OCT2021

Program: root/global/globalshare/morse_macros/current/prod/program/t_ae_raw.sas
Output: root/clinical_studies/RO6867461/CDT70122/share/ACE_pool_DME_CSR_Final/prod/output_saf_bc/t_ae_raw_sg2_AESI4aSEV_SEBC_OCTNOV2021_DME.xls
14MAR2022 18:56

POPULATION: Safety-Evaluable Population B vs. C
ENDPOINT: Requires surgical or medical intervention to prevent permanent loss of sight (Study Eye, Severe) throughout the Entire Study
MODEL: Unadjusted Analysis
STUDY: GR40349 & GR40398
Forest Plot of Relative Risk

Study	Total n	Aflibercept (N=625) n	Aflibercept (N=625) n Responder	Faricimab (PTI) (N=632) n	Faricimab (PTI) (N=632) n Responder	Relative Risk	95% CI
All Patients	1257	625	2	632	2	0.99	(0.14, 7.00)
Study							
Rhine	633	314	2	319	1	0.49	(0.04, 5.40)
Yosemite	624	311	0	313	1	NE	NE

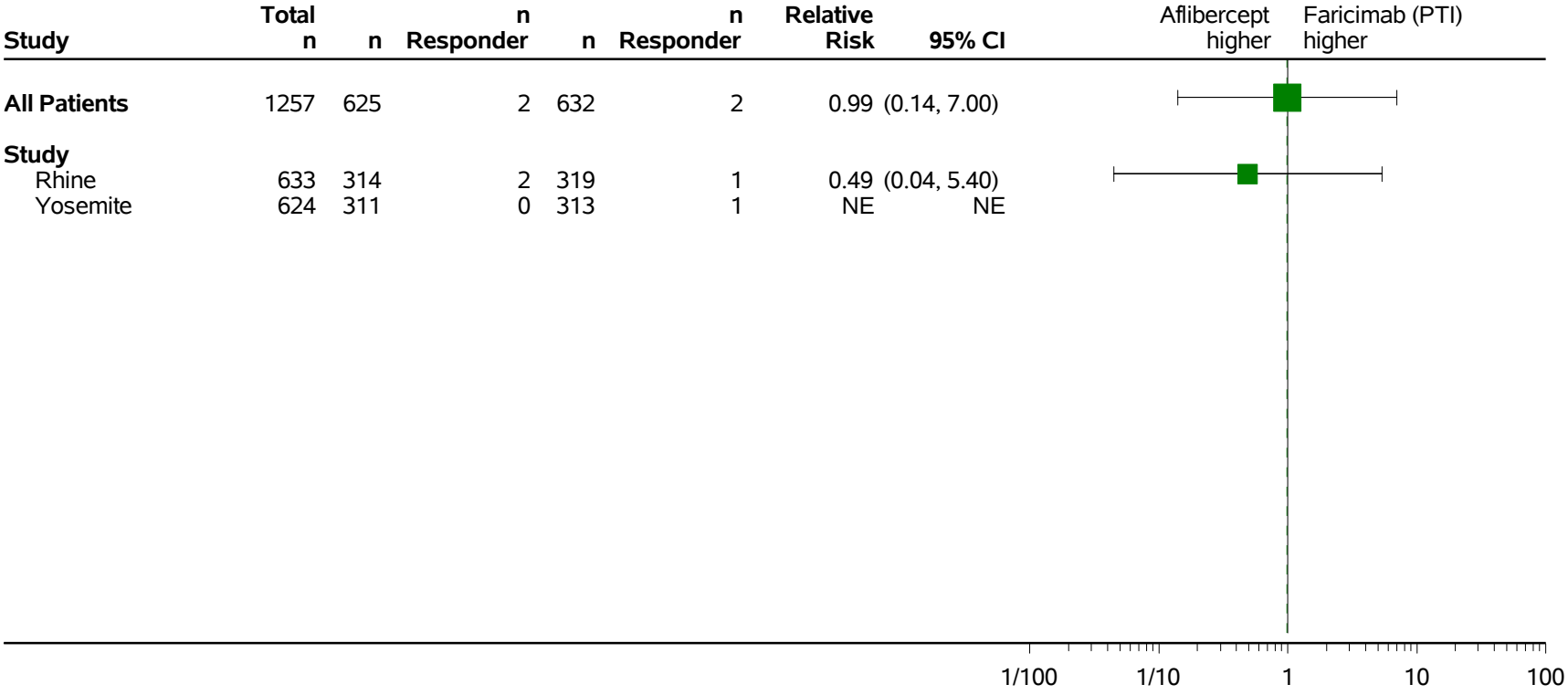

Clinical cut-off: YOSEMITE 01NOV2021 and RHINE 28OCT2021
Program: root/clinical_studies/RO6867461/CDT70122/share/ACE_pool_DME_Base/prod/program/g_forest_rr.sas
Output: root/clinical_studies/RO6867461/CDT70122/share/ACE_pool_DME_CSR_Final/prod/output_saf_bc/g_forest_rr_AESI4aSEV_SEBC_OCTNOV2021_DME.pdf 06OCT2022 19:22

POPULATION: Safety-Evaluable Population B vs. C
ENDPOINT: Requires surgical or medical intervention to prevent permanent loss of sight (Study Eye, Severe) throughout the Entire Study
MODEL: Unstratified Analysis
STUDY: GR40349 & GR40398
Forest Plot of Odds Ratio

Study	Total n	Aflibercept (N=625) n	Aflibercept (N=625) n Responder	Faricimab (PTI) (N=632) n	Faricimab (PTI) (N=632) n Responder	Odds Ratio	95% CI
All Patients	1257	625	2	632	2	0.99	(0.14, 7.04)
Study							
Rhine	633	314	2	319	1	0.49	(0.04, 5.44)
Yosemite	624	311	0	313	1	>999.99	(0.00, NE)

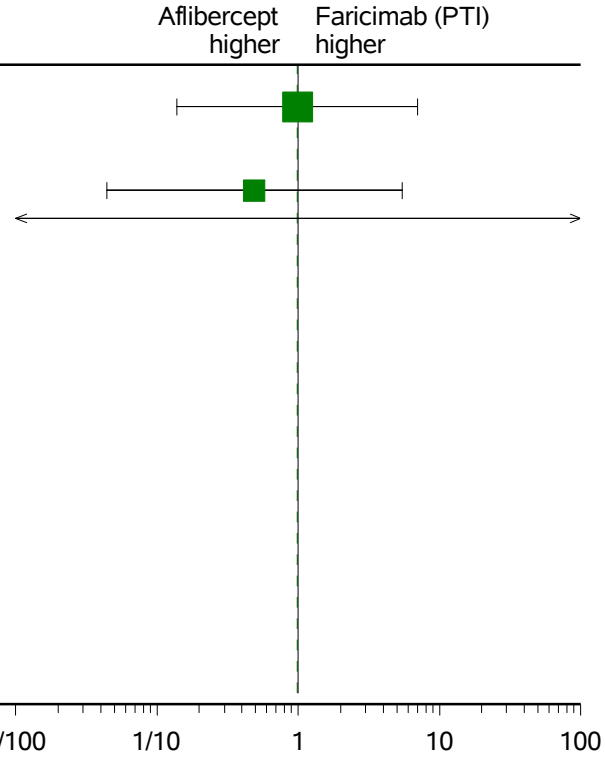

Clinical cut-off: YOSEMITE 01NOV2021 and RHINE 28OCT2021
Program: root/clinical_studies/RO6867461/CDT70122/share/ACE_pool_DME_Base/prod/program/g_forest_or.sas
Output: root/clinical_studies/RO6867461/CDT70122/share/ACE_pool_DME_CSR_Final/prod/output_saf_bc/g_forest_or_AESI4aSEV_SEBC_OCTNOV2021_DME.pdf 04OCT2022 17:10

POPULATION: Safety-Evaluable Population B vs. C
ENDPOINT: Requires surgical or medical intervention to prevent permanent loss of sight (Study Eye, Severe) throughout the Entire Study
MODEL: Unstratified analysis
STUDY: GR40349 & GR40398
Dichotomous Analysis by Subgroups (Safety)

		Faricimab (PTI) (N=632)				Aflibercept (N=625)				Faricimab (PTI) vs. Aflibercept															Aflibercept vs. Faricimab (PTI)			
		Patients		Patients with Event		Patients		Patients with Event		Odds Ratio				Absolute Risk Difference				Relative Risk							Relative Risk			
Name	Level	n	%	n	%	n	%	n	%	Odds Ratio		Convergence Reason	95% Lower CL	95% Upper CL	Absolute Risk		Convergence Reason	95% Lower CL	95% Upper CL	Relative Risk		Convergence Reason	95% Lower CL	95% Upper CL	p-value (Cochran Mantel-Haenszel)	Interaction Test p-value (likelihood ratio)	Relative Risk		Convergence Reason	95% Lower CL	95% Upper CL
All	n/a	632	100,0	2	0,3	625	100,0	2	0,3	0,99		Convergence criterion (GCONV=1E-8) satisfied.	0,14	7,04	0,000		Algorithm converged.	-0,006	0,006	0,99		Algorithm converged.	0,14	7,00	0,9911		1,01		Algorithm converged.	0,14	7,16
Sex	Male	396	62,7	2	0,5	363	58,1	2	0,6	0,92		Convergence criterion (GCONV=1E-8) satisfied.	0,13	6,54	0,000		Algorithm converged.	-0,011	0,010	0,92		Algorithm converged.	0,13	6,47	0,9305	1,0000	1,05		Algorithm converged.	0,15	7,70
	Female	236	37,3	0	0,0	262	41,9	0	0,0	NE			NE	NE	NE		NE	NE	NE	NE		NE	NE	NE	NE		NE		NE	NE	NE
Age	< 65 years	352	55,7	0	0,0	362	57,9	1	0,3		*	Quasi-complete separation of data points detected.				*	ERROR: Error in computing the link function, its derivatives, or the variance function.			0,00		Algorithm converged.	0,00	NE	0,3241	0,2003	>999.99		Algorithm converged.	0,00	NE
	>= 65 years	280	44,3	2	0,7	263	42,1	1	0,4	1,88		Convergence criterion (GCONV=1E-8) satisfied.	0,17	20,91	0,003		Algorithm converged.	-0,009	0,016	1,88		Algorithm converged.	0,17	20,60	0,6006		0,53		Algorithm converged.	0,05	5,84
Baseline BCVA ETDRS letter score	< 64 letters	281	44,5	2	0,7	284	45,4	2	0,7	1,01		Convergence criterion (GCONV=1E-8) satisfied.	0,14	7,23	0,000		Algorithm converged.	-0,014	0,016	1,01		Algorithm converged.	0,14	7,13	0,9915	1,0000	0,95		Algorithm converged.	0,14	6,98
	>= 64 letters	349	55,2	0	0,0	341	54,6	0	0,0	NE			NE	NE	NE		NE	NE	NE	NE		NE	NE	NE	NE		NE		NE	NE	NE
	Missing	2	0,3	0	0,0	0	0,0	0	0,0	NE			NE	NE	NE		NE	NE	NE	NE		NE	NE	NE	NE		NE		NE	NE	NE
Geographic region	Europe	219	34,7	1	0,5	218	34,9	1	0,5	1,00		Convergence criterion (GCONV=1E-8) satisfied.	0,06	16,02	0,000		Algorithm converged.	-0,013	0,013	1,00		Algorithm converged.	0,06	15,81	0,9974	0,2489	1,00		Algorithm converged.	0,06	15,96
	America	344	54,4	1	0,3	339	54,2	0	0,0		*	Quasi-complete separation of data points detected.				*	WARNING: Negative of Hessian not positive definite.			NE		Algorithm converged.	NE	NE	0,3209		NE		Algorithm converged.	NE	NE
	Asia Pacific (inc. Australia)	69	10,9	0	0,0	68	10,9	1	1,5		*	Quasi-complete separation of data points detected.				*	WARNING: The relative Hessian convergence criterion of 12.21074153 is greater than the limit of 0.0001. The convergence is questionable.			0,00		Algorithm converged.	0,00	NE	0,3138		>999.99		Algorithm converged.	0,00	NE

Test for interaction based on RR (Log-binomial regression)
* indicates convergence problem. Result is uninterpretable.
Clinical cut-off: YOSEMITE 01NOV2021 and RHINE 28OCT2021

Program: root/global/globalshare/morse_macros/current/prod/program/t_ae_raw.sas
Output: root/clinical_studies/RO6867461/CDT70122/share/ACE_pool_DME_CSR_Final/prod/output_saf_bc/t_ae_raw_sg_AESI4aSEV_SEBC_OCTNOV2021_DME.xls
14MAR2022 16:38

POPULATION: Safety-Evaluable Population B vs. C
ENDPOINT: Requires surgical or medical intervention to prevent permanent loss of sight (Fellow Eye, Severe) through Week 56
MODEL: Unstratified analysis
STUDY: GM40349 & GM40398
Dichotomous Analysis by Subgroups (Safety)

		Faricimab (PTI) (N=632)				Aflibercept (N=625)				Faricimab (PTI) vs. Aflibercept																		Aflibercept vs. Faricimab (PTI)				
		Patients		Patients with Event		Patients		Patients with Event		Odds Ratio					Absolute Risk Difference				Relative Risk									Relative Risk				
Name	Level	n	%	n	%	n	%	n	%	Odds Ratio		Convergence Reason	95% Lower CL	95% Upper CL	Absolute Risk		Convergence Reason	95% Lower CL	95% Upper CL	Relative Risk		Convergence Reason	95% Lower CL	95% Upper CL	p-value (Cochran-Mantel-Haenszel)	Interaction Test p-Value (likelihood ratio)	Relative Risk		Convergence Reason	95% Lower CL	95% Upper CL
All	n/a	632	100,0	1	0,2	625	100,0	1	0,2	0,99		Convergence criterion (GCONV=1E-8) satisfied.	0,06	15,84	0,000		Algorithm converged.	-0,004	0,004	0,99		Algorithm converged.	0,06	15,78	0,9937		1,01		Algorithm converged.	0,06	16,13
Study	Rhine	319	50,5	0	0,0	314	50,2	0	0,0	NE			NE	NE	NE		NE	NE	NE	NE		NE	NE	NE	NE	1,0000	NE		NE	NE	NE
	Yosemite	313	49,5	1	0,3	311	49,8	1	0,3	0,99		Convergence criterion (GCONV=1E-8) satisfied.	0,06	15,96	0,000		Algorithm converged.	-0,009	0,009	0,99		Algorithm converged.	0,06	15,81	0,9964		1,01		Algorithm converged.	0,06	16,02

Includes AEs with onset up to Day 405 (last day of Week 56 analysis visit window).
Test for interaction based on RR (log-binomial regression)
* indicates convergence problem. Result is uninterpretable.
Clinical cut-off: YOSEMITE 01NOV2021 and RHINE 28OCT2021

Program: root/clinical_studies/RO6867461/CDT70122/share/ACE_pool_DME_CSR_Final/prod/program/t_ae_raw.sas
Output: root/clinical_studies/RO6867461/CDT70122/share/ACE_pool_DME_CSR_Final/prod/output_saf_bc/t_ae_raw_sg_AESI4bSEV_AEW56_SEBC_OCTNOV2021_DME.xls
11AUG2022 18:39

POPULATION: Safety-Evaluable Population B vs. C
ENDPOINT: Requires surgical or medical intervention to prevent permanent loss of sight (Fellow Eye, Severe) through Week 56
MODEL: Unadjusted Analysis
STUDY: GR40349 & GR40398
Forest Plot of Relative Risk

Study	Total n	Aflibercept (N=625) n	Aflibercept (N=625) n Responder	Faricimab (PTI) (N=632) n	Faricimab (PTI) (N=632) n Responder	Relative Risk	95% CI
All Patients	1257	625	1	632	1	0.99	(0.06, 15.78)
Study							
Rhine	633	314	0	319	0	NE	NE
Yosemite	624	311	1	313	1	0.99	(0.06, 15.81)

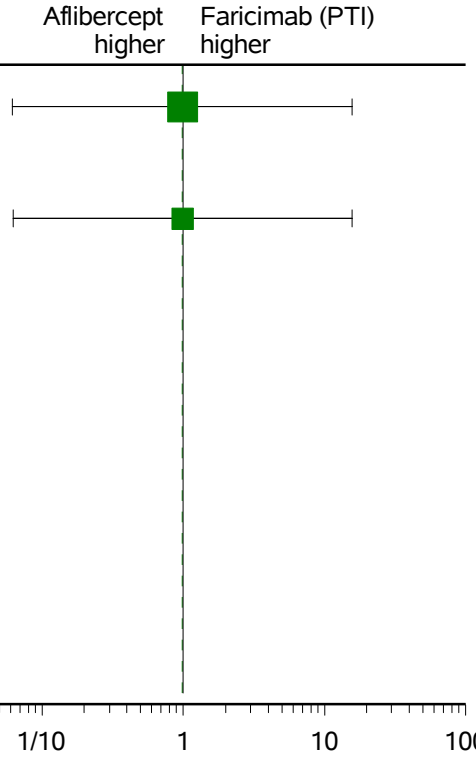

Clinical cut-off: YOSEMITE 01NOV2021 and RHINE 28OCT2021
Program: root/clinical_studies/RO6867461/CDT70122/share/ACE_pool_DME_Base/prod/program/g_forest_rr.sas
Output: root/clinical_studies/RO6867461/CDT70122/share/ACE_pool_DME_CSR_Final/prod/output_saf_bc/g_forest_rr_AESI4bSEV_AEW56_SEBC_OCTNOV2021_DME.pdf 06OCT2022 19:31

POPULATION: Safety-Evaluable Population B vs. C
ENDPOINT: Requires surgical or medical intervention to prevent permanent loss of sight (Fellow Eye, Severe) through Week 56
MODEL: Unstratified Analysis
STUDY: GR40349 & GR40398
Forest Plot of Odds Ratio

Study	Total n	Aflibercept (N=625) n	Aflibercept (N=625) n Responder	Faricimab (PTI) (N=632) n	Faricimab (PTI) (N=632) n Responder	Odds Ratio	95% CI
All Patients	1257	625	1	632	1	0.99	(0.06, 15.84)
Study							
Rhine	633	314	0	319	0	NE	NE
Yosemite	624	311	1	313	1	0.99	(0.06, 15.96)

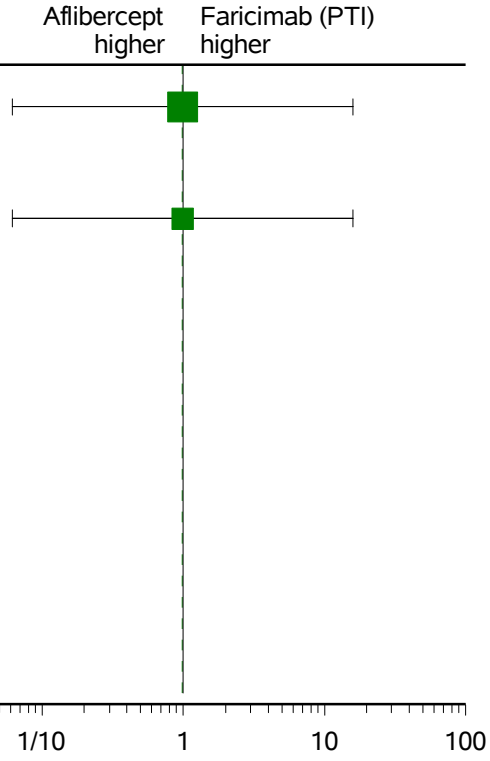

Clinical cut-off: YOSEMITE 01NOV2021 and RHINE 28OCT2021
Program: root/clinical_studies/RO6867461/CDT70122/share/ACE_pool_DME_Base/prod/program/g_forest_or.sas
Output: root/clinical_studies/RO6867461/CDT70122/share/ACE_pool_DME_CSR_Final/prod/output_saf_bc/g_forest_or_AESI4bSEV_AEW56_SEBC_OCTNOV2021_DME.pdf 04OCT2022 17:16

POPULATION: Safety-Evaluable Population B vs. C
ENDPOINT: Requires surgical or medical intervention to prevent permanent loss of sight (Fellow Eye, Severe) through Week 56
MODEL: Unstratified analysis
STUDY: GM40349 & GM40398
Dichotomous Analysis by Subgroups (Safety)

		Faricimab (PTI) (N=632)				Aflibercept (N=625)				Faricimab (PTI) vs. Aflibercept																		Aflibercept vs. Faricimab (PTI)				
		Patients		Patients with Event		Patients		Patients with Event		Odds Ratio					Absolute Risk Difference						Relative Risk							Relative Risk				
Name	Level	n	%	n	%	n	%	n	%	Odds Ratio		Convergence Reason	95% Lower CL	95% Upper CL	Absolute Risk		Convergence Reason	95% Lower CL	95% Upper CL	Relative Risk		Convergence Reason	95% Lower CL	95% Upper CL	p-value (Cochran-Mantel-Haenszel)	Interaction Test p-value (likelihood ratio)	Relative Risk		Convergence Reason	95% Lower CL	95% Upper CL
All	n/a	632	100,0	1	0,2	625	100,0	1	0,2	0,99		Convergence criterion (GCONV=1E-8) satisfied.	0,06	15,84	0,000		Algorithm converged.	-0,004	0,004	0,99		Algorithm converged.	0,06	15,78	0,9937		1,01		Algorithm converged.	0,06	16,13
Sex	Male	396	62,7	1	0,3	363	58,1	1	0,3	0,92		Convergence criterion (GCONV=1E-8) satisfied.	0,06	14,71	0,000		Algorithm converged.	-0,008	0,007	0,92		Algorithm converged.	0,06	14,60	0,9509	1,0000	1,09		Algorithm converged.	0,07	17,38
	Female	236	37,3	0	0,0	262	41,9	0	0,0	NE			NE	NE	NE		NE	NE	NE	NE		NE	NE	NE	NE		NE		NE	NE	NE
Age	< 65 years	352	55,7	1	0,3	362	57,9	1	0,3	1,03		Convergence criterion (GCONV=1E-8) satisfied.	0,06	16,50	0,000		Algorithm converged.	-0,008	0,008	1,03		Algorithm converged.	0,06	16,38	0,9842	1,0000	0,97		Algorithm converged.	0,06	15,49
	>= 65 years	280	44,3	0	0,0	263	42,1	0	0,0	NE			NE	NE	NE		NE	NE	NE	NE		NE	NE	NE	NE		NE		NE	NE	NE
Baseline BCVA ETDRS letter score	< 64 letters	281	44,5	1	0,4	284	45,4	1	0,4	1,01		Convergence criterion (GCONV=1E-8) satisfied.	0,06	16,24	0,000		Algorithm converged.	-0,010	0,010	1,01		Algorithm converged.	0,06	16,08	0,9940	1,0000	0,99		Algorithm converged.	0,06	15,74
	>= 64 letters	349	55,2	0	0,0	341	54,6	0	0,0	NE			NE	NE	NE		NE	NE	NE	NE		NE	NE	NE	NE		NE		NE	NE	NE
	Missing	2	0,3	0	0,0	0	0,0	0	0,0	NE			NE	NE	NE		NE	NE	NE	NE		NE	NE	NE	NE		NE		NE	NE	NE
Geographic region	Europe	219	34,7	1	0,5	218	34,9	0	0,0		*	Quasi-complete separation of data points detected.				*	WARNING: Negative of Hessian not positive definite.			NE		Algorithm converged.	NE	NE	0,3184	NE	NE		Algorithm converged.	NE	NE
	America	344	54,4	0	0,0	339	54,2	1	0,3		*	Quasi-complete separation of data points detected.				*	ERROR: The mean parameter is either invalid or at a limit of its range for some observations.			0,00		Algorithm converged.	0,00	NE	0,3138		>999.99		Algorithm converged.	0,00	NE
	Asia Pacific (inc. Australia)	69	10,9	0	0,0	68	10,9	0	0,0	NE			NE	NE	NE		NE	NE	NE	NE		NE	NE	NE	NE		NE		NE	NE	NE

Includes AEs with onset up to Day 405 (last day of Week 56 analysis visit window).
Test for interaction based on RR (Log-binomial regression)
* indicates convergence problem. Result is uninterpretable.
Clinical cut-off: YOSEMITE 01NOV2021 and RHINE 28OCT2021

Program: root/clinical_studies/RO6867461/CDT70122/share/ACE_pool_DME_CSR_Final/prod/program/t_ae_raw.sas
Output: root/clinical_studies/RO6867461/CDT70122/share/ACE_pool_DME_CSR_Final/prod/output_saf_bc/t_ae_raw_sg_AESI4bSEV_AEW56_SEBC_OCTNOV2021_DME.xls
11AUG2022 18:39

POPULATION: Safety-Evaluable Population B vs. C
ENDPOINT: Requires surgical or medical intervention to prevent permanent loss of sight (Fellow Eye, Severe) throughout the Entire Study
MODEL: Unstratified analysis
STUDY: GM40349 & GM40398
Dichotomous Analysis by Subgroups (Safety)

		Faricimab (PTI) (N=632)				Aflibercept (N=625)				Faricimab (PTI) vs. Aflibercept																	Aflibercept vs. Faricimab (PTI)				
		Patients		Patients with Event		Patients		Patients with Event		Odds Ratio					Absolute Risk Difference					Relative Risk							Relative Risk				
Name	Level	n	%	n	%	n	%	n	%	Odds Ratio		Convergence Reason	95% Lower CL	95% Upper CL	Absolute Risk		Convergence Reason	95% Lower CL	95% Upper CL	Relative Risk		Convergence Reason	95% Lower CL	95% Upper CL	p-value (Cochran-Mantel-Haenszel)	Interaction Test p-value (likelihood ratio)	Relative Risk		Convergence Reason	95% Lower CL	95% Upper CL
All	n/a	632	100,0	1	0,2	625	100,0	2	0,3	0,49		Convergence criterion (GCONV=1E-8) satisfied.	0,04	5,46	-0,002		Algorithm converged.	-0,007	0,004	0,49		Algorithm converged.	0,04	5,44	0,5569		2,02		Algorithm converged.	0,18	22,25
Study	Rhine	319	50,5	0	0,0	314	50,2	1	0,3		*	Quasi-complete separation of data points detected.				*	ERROR: The mean parameter is either invalid or at a limit of its range for some observations.			0,00		Algorithm converged.	0,00	NE	0,3135	0,3045	>999.99		Algorithm converged.	0,00	NE
	Yosemite	313	49,5	1	0,3	311	49,8	1	0,3	0,98		Convergence criterion (GCONV=1E-8) satisfied.	0,06	15,96	0,000		Algorithm converged.	-0,009	0,009	0,98		Algorithm converged.	0,06	15,81	0,9964		1,01		Algorithm converged.	0,06	16,02

Test for interaction based on RR (Log-binomial regression)
* indicates convergence problem. Result is uninterpretable.
Clinical cut-off: YOSEMITE 01NOV2021 and RHINE 28OCT2021

Program: root/global/globalshare/morse_macros/current/prod/program/t_ae_raw.sas
Output: root/clinical_studies/RO6867461/CDT70122/share/ACE_pool_DME_CSR_Final/prod/output_saf_bc/t_ae_raw_sg2_AESI4hSEV_SEBC_OCTNOV2021_DME.xls
14MAR2022 19:09

POPULATION: Safety-Evaluable Population B vs. C
ENDPOINT: Requires surgical or medical intervention to prevent permanent loss of sight (Fellow Eye, Severe) throughout the Entire Study
MODEL: Unadjusted Analysis
STUDY: GR40349 & GR40398
Forest Plot of Relative Risk

Study	Total n	Aflibercept (N=625) n	Aflibercept (N=625) n Responder	Faricimab (PTI) (N=632) n	Faricimab (PTI) (N=632) n Responder	Relative Risk	95% CI
All Patients	1257	625	2	632	1	0.49	(0.04, 5.44)
Study							
Rhine	633	314	1	319	0	0.00	(0.00, NE)
Yosemite	624	311	1	313	1	0.99	(0.06, 15.81)

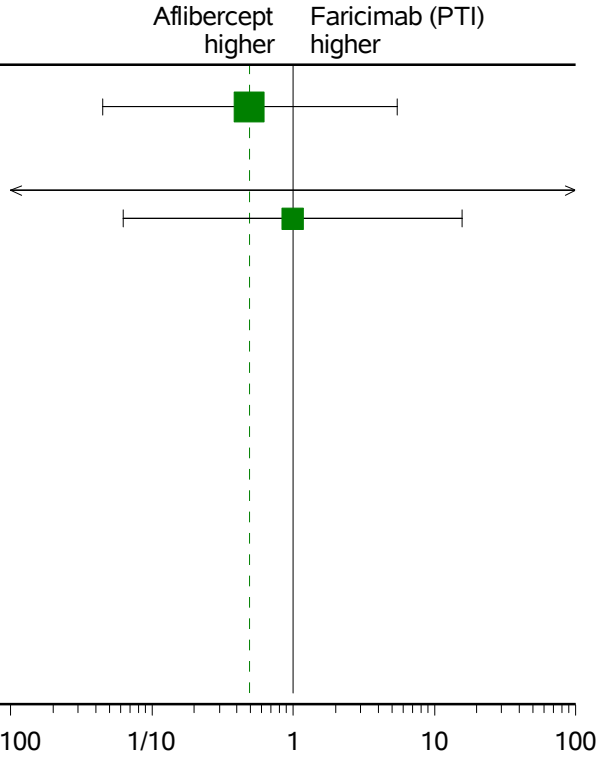

Clinical cut-off: YOSEMITE 01NOV2021 and RHINE 28OCT2021
Program: root/clinical_studies/RO6867461/CDT70122/share/ACE_pool_DME_Base/prod/program/g_forest_rr.sas
Output: root/clinical_studies/RO6867461/CDT70122/share/ACE_pool_DME_CSR_Final/prod/output_saf_bc/g_forest_rr_AESI4bSEV_SEBC_OCTNOV2021_DME.pdf 06OCT2022 19:32

POPULATION: Safety-Evaluable Population B vs. C
ENDPOINT: Requires surgical or medical intervention to prevent permanent loss of sight (Fellow Eye, Severe) throughout the Entire Study
MODEL: Unstratified Analysis
STUDY: GR40349 & GR40398
Forest Plot of Odds Ratio

Study	Total n	Aflibercept (N=625) n	Aflibercept (N=625) n Responder	Faricimab (PTI) (N=632) n	Faricimab (PTI) (N=632) n Responder	Odds Ratio	95% CI
All Patients	1257	625	2	632	1	0.49	(0.04, 5.46)
Study							
Rhine	633	314	1	319	0	0.00	(0.00, NE)
Yosemite	624	311	1	313	1	0.99	(0.06, 15.96)

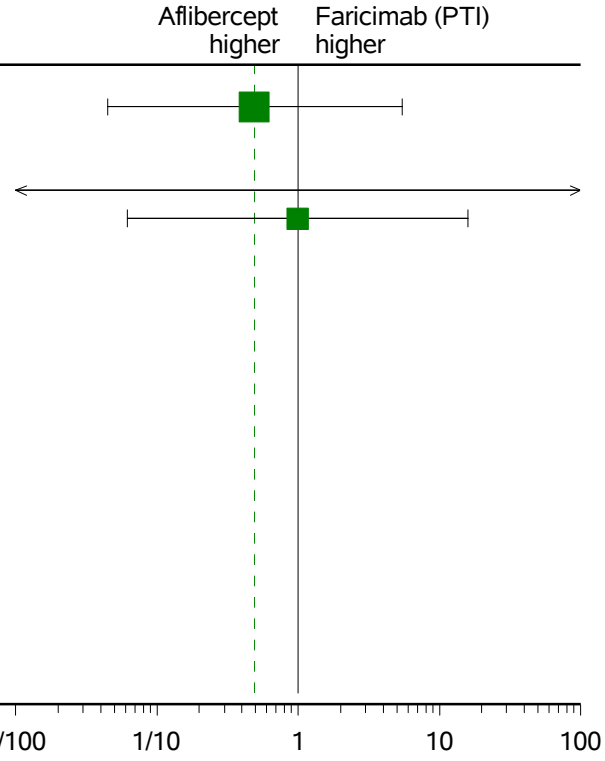

Clinical cut-off: YOSEMITE 01NOV2021 and RHINE 28OCT2021
Program: root/clinical_studies/RO6867461/CDT70122/share/ACE_pool_DME_Base/prod/program/g_forest_or.sas
Output: root/clinical_studies/RO6867461/CDT70122/share/ACE_pool_DME_CSR_Final/prod/output_saf_bc/g_forest_or_AESI4bSEV_SEBC_OCTNOV2021_DME.pdf 04OCT2022 17:17

POPULATION: Safety-Evaluable Population B vs. C
ENDPOINT: Requires surgical or medical intervention to prevent permanent loss of sight (Fellow Eye, Severe) throughout the Entire Study
MODEL: Unstratified analysis
STUDY: GR40349 & GR40398
Dichotomous Analysis by Subgroups (Safety)

		Faricimab (PTI) (N=632)				Aflibercept (N=625)				Faricimab (PTI) vs. Aflibercept																				Aflibercept vs. Faricimab (PTI)					
		Patients		Patients with Event		Patients		Patients with Event		Odds Ratio					Absolute Risk Difference					Relative Risk										Relative Risk					
Name	Level	n	%	n	%	n	%	n	%	Odds Ratio		Convergence Reason	95% Lower CL	95% Upper CL	Absolute Risk		Convergence Reason	95% Lower CL	95% Upper CL	Relative Risk		Convergence Reason	95% Lower CL	95% Upper CL	p-value (Cochran-Mantel-Haenszel)	Interaction Test p-value (likelihood ratio)	Relative Risk		Convergence Reason	95% Lower CL	95% Upper CL	
All	n/a	632	100,0	1	0,2	625	100,0	2	0,3	0,49		Convergence criterion (GCONV=1E-8) satisfied.	0,04	5,46	-0,002		Algorithm converged.	-0,007	0,004	0,49		Algorithm converged.	0,04	5,44	0,5569		2,02		Algorithm converged.	0,18	22,25	
Sex	Male	396	62,7	1	0,3	363	58,1	1	0,3	0,92		Convergence criterion (GCONV=1E-8) satisfied.	0,06	14,71	0,000		Algorithm converged.	-0,008	0,007	0,92		Algorithm converged.	0,06	14,60	0,9509	0,3360	1,09		Algorithm converged.	0,07	17,38	
	Female	236	37,3	0	0,0	262	41,9	1	0,4		*	Quasi-complete separation of data points detected.				*	ERROR: Error in computing the link function, its derivatives, or the variance function.			0,00		Algorithm converged.	0,00	NE	0,3426		>999.99		Algorithm converged.	0,00	NE	
Age	< 65 years	352	55,7	1	0,3	362	57,9	1	0,3	1,03		Convergence criterion (GCONV=1E-8) satisfied.	0,06	16,50	0,000		Algorithm converged.	-0,008	0,008	1,03		Algorithm converged.	0,06	16,38	0,9842	0,2921	0,97		Algorithm converged.	0,06	15,43	
	>= 65 years	280	44,3	0	0,0	263	42,1	1	0,4		*	Quasi-complete separation of data points detected.				*	ERROR: The mean parameter is either invalid or at a limit of its range for some observations.			0,00		Algorithm converged.	0,00	NE	0,3022		>999.99		Algorithm converged.	0,00	NE	
Baseline BCVA ETDRS letter score	< 64 letters	281	44,5	1	0,4	284	45,4	2	0,7	0,50		Convergence criterion (GCONV=1E-8) satisfied.	0,05	5,59	-0,003		Algorithm converged.	-0,015	0,008	0,51		Algorithm converged.	0,05	5,54	0,5692	1,0000	1,98		Algorithm converged.	0,18	21,70	
	>= 64 letters	349	55,2	0	0,0	341	54,6	0	0,0	NE			NE	NE	NE		NE	NE	NE	NE		NE	NE	NE	NE		NE		NE	NE	NE	
	Missing	2	0,3	0	0,0	0	0,0	0	0,0	NE			NE	NE	NE		NE	NE	NE	NE		NE	NE	NE	NE		NE		NE	NE	NE	
Geographic region	Europe	219	34,7	1	0,5	218	34,9	0	0,0		*	Quasi-complete separation of data points detected.				*	WARNING: Negative of Hessian not positive definite.			NE		Algorithm converged.	NE	NE	0,3184	NE	NE		Algorithm converged.	NE	NE	
	America	344	54,4	0	0,0	339	54,2	1	0,3		*	Quasi-complete separation of data points detected.				*	ERROR: The mean parameter is either invalid or at a limit of its range for some observations.			0,00		Algorithm converged.	0,00	NE	0,3138		>999.99		Algorithm converged.	0,00	NE	
	Asia Pacific (inc. Australia)	69	10,9	0	0,0	68	10,9	1	1,5		*	Quasi-complete separation of data points detected.				*	WARNING: The relative Hessian convergence criterion of 12.21074153 is greater than the limit of 0.0001. The convergence is questionable.			0,00		Algorithm converged.	0,00	NE	0,3138		>999.99		Algorithm converged.	0,00	NE	

Test for interaction based on RR (Log-binomial regression)
* indicates convergence problem. Result is uninterpretable.
Clinical cut-off: YOSEMITE 01NOV2021 and RHINE 28OCT2021

Program: root/global/globalshare/morse_macros/current/prod/program/t_ae_raw.sas
Output: root/clinical_studies/RO6867461/CDT70122/share/ACE_pool_DME_CSR_Final/prod/output_saf_bc/t_ae_raw_sg_AESI4bSEV_SEBC_OCTNOV2021_DME.xls
14MAR2022 16:51

POPULATION: Safety-Evaluable Population B vs. C
ENDPOINT: Associated with severe intraocular inflammation (Study Eye, Severe) through Week 56
MODEL: Unstratified analysis
STUDY: GM40349 & GM40398
Dichotomous Analysis by Subgroups (Safety)

		Faricimab (PTI) (N=632)				Aflibercept (N=625)				Faricimab (PTI) vs. Aflibercept																	Aflibercept vs. Faricimab (PTI)				
		Patients		Patients with Event		Patients		Patients with Event		Odds Ratio					Absolute Risk Difference					Relative Risk							Relative Risk				
Name	Level	n	%	n	%	n	%	n	%	Odds Ratio		Convergence Reason	95% Lower CL	95% Upper CL	Absolute Risk		Convergence Reason	95% Lower CL	95% Upper CL	Relative Risk		Convergence Reason	95% Lower CL	95% Upper CL	p-value (Cochran-Mantel-Haenszel)	Interaction Test p-value (likelihood ratio)	Relative Risk		Convergence Reason	95% Lower CL	95% Upper CL
All	n/a	632	100,0	4	0,6	625	100,0	1	0,2	3,97		Convergence criterion (GCONV=1E-8) satisfied.	0,44	35,66	0,005		Algorithm converged.	-0,002	0,012	3,96		Algorithm converged.	0,44	35,29	0,1831		0,25		Algorithm converged.	0,03	2,26
Study	Rhine	319	50,5	0	0,0	314	50,2	1	0,3		*	Quasi-complete separation of data points detected.				*	ERROR: The mean parameter is either invalid or at a limit of its range for some observations.			0,00		Algorithm converged.	0,00	NE	0,3135	0,0250	>999.99		Algorithm converged.	0,00	NE
	Yosemite	313	49,5	4	1,3	311	49,8	0	0,0		*	Quasi-complete separation of data points detected.				*	WARNING: Negative of Hessian not positive definite.			NE		Algorithm converged.	NE	NE	0,0457		NE		Algorithm converged.	NE	NE

Includes AEs with onset up to Day 405 (last day of Week 56 analysis visit window).
Test for interaction based on RR (Log-binomial regression)
* indicates convergence problem. Result is uninterpretable.
Clinical cut-off: YOSEMITE 01NOV2021 and RHINE 28OCT2021

Program: root/clinical_studies/RO6867461/CDT70122/share/ACE_pool_DME_CSR_Final/prod/program/t_ae_raw.sas
Output: root/clinical_studies/RO6867461/CDT70122/share/ACE_pool_DME_CSR_Final/prod/output_saf_bc/t_ae_raw_sg_AESI5aSEV_AEW56_SEBC_OCTNOV2021_DME.xls
11AUG2022 18:29

POPULATION: Safety-Evaluable Population B vs. C
ENDPOINT: Associated with severe intraocular inflammation (Study Eye, Severe) through Week 56
MODEL: Unadjusted Analysis
STUDY: GR40349 & GR40398
Forest Plot of Relative Risk

Study	Total n	Aflibercept (N=625) n	Aflibercept (N=625) n Responder	Faricimab (PTI) (N=632) n	Faricimab (PTI) (N=632) n Responder	Relative Risk	95% CI
All Patients	1257	625	1	632	4	3.96	(0.44, 35.29)
Study							
Rhine	633	314	1	319	0	0.00	(0.00, NE)
Yosemite	624	311	0	313	4	NE	NE

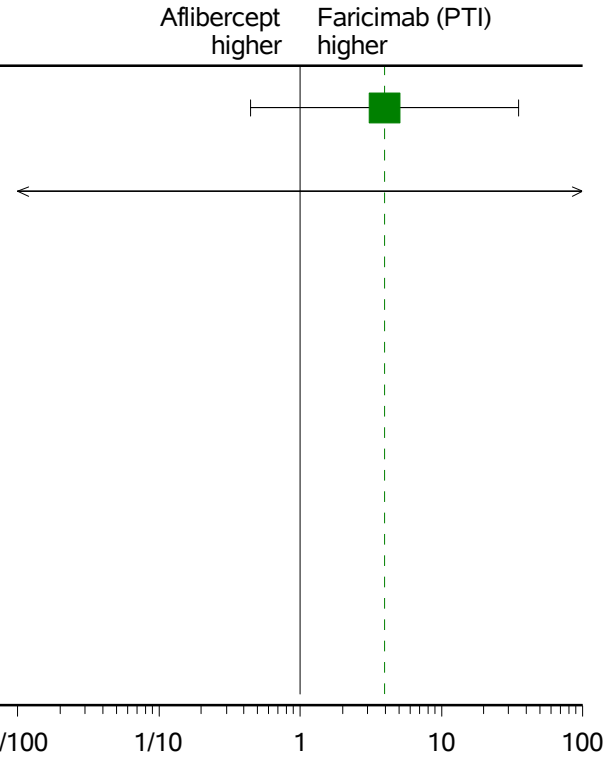

Clinical cut-off: YOSEMITE 01NOV2021 and RHINE 28OCT2021
Program: root/clinical_studies/RO6867461/CDT70122/share/ACE_pool_DME_Base/prod/program/g_forest_rr.sas
Output: root/clinical_studies/RO6867461/CDT70122/share/ACE_pool_DME_CSR_Final/prod/output_saf_bc/g_forest_rr_AESI5aSEV_AEW56_SEBC_OCTNOV2021_DME.pdf 06OCT2022 19:23

POPULATION: Safety-Evaluable Population B vs. C
ENDPOINT: Associated with severe intraocular inflammation (Study Eye, Severe) through Week 56
MODEL: Unstratified Analysis
STUDY: GR40349 & GR40398
Forest Plot of Odds Ratio

Study	Total n	Aflibercept (N=625) n	Aflibercept (N=625) n Responder	Faricimab (PTI) (N=632) n	Faricimab (PTI) (N=632) n Responder	Odds Ratio	95% CI
All Patients	1257	625	1	632	4	3.97	(0.44, 35.66)
Study							
Rhine	633	314	1	319	0	0.00	(0.00, NE)
Yosemite	624	311	0	313	4	>999.99	(0.00, >999.99)

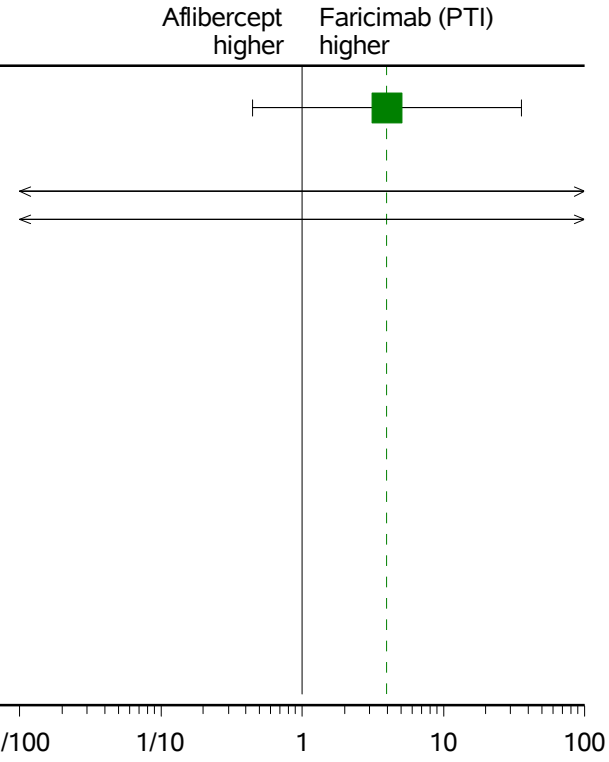

Clinical cut-off: YOSEMITE 01NOV2021 and RHINE 28OCT2021
Program: root/clinical_studies/RO6867461/CDT70122/share/ACE_pool_DME_Base/prod/program/g_forest_or.sas
Output: root/clinical_studies/RO6867461/CDT70122/share/ACE_pool_DME_CSR_Final/prod/output_saf_bc/g_forest_or_AESI5aSEV_AEW56_SEBC_OCTNOV2021_DME.pdf 04OCT2022 17:11

POPULATION: Safety-Evaluable Population B vs. C
ENDPOINT: Associated with severe intraocular inflammation (Study Eye, Severe) through Week 56
MODEL: Unstratified analysis
STUDY: GR40349 & GR40398
Dichotomous Analysis by Subgroups (Safety)

		Faricimab (PTI) (N=632)				Aflibercept (N=625)				Faricimab (PTI) vs. Aflibercept																			Aflibercept vs. Faricimab (PTI)				
		Patients		Patients with Event		Patients		Patients with Event		Odds Ratio						Absolute Risk Difference						Relative Risk							Relative Risk				
Name	Level	n	%	n	%	n	%	n	%	Odds Ratio		Convergence Reason	95% Lower CL	95% Upper CL	Absolute Risk		Convergence Reason	95% Lower CL	95% Upper CL	Relative Risk		Convergence Reason	95% Lower CL	95% Upper CL	p-value (Cochran-Mantel-Haenszel)	Interaction Test p-value (likelihood ratio)	Relative Risk		Convergence Reason	95% Lower CL	95% Upper CL
All	n/a	632	100,0	4	0,6	625	100,0	1	0,2	3,97		Convergence criterion (GCONV=1E-8) satisfied.	0,44	35,66	0,005		Algorithm converged.	-0,002	0,012	3,96		Algorithm converged.	0,44	35,29	0,1831		0,25		Algorithm converged.	0,03	2,26
Sex	Male	396	62,7	1	0,3	363	58,1	1	0,3	0,92		Convergence criterion (GCONV=1E-8) satisfied.	0,06	14,71	0,000		Algorithm converged.	-0,008	0,007	0,92		Algorithm converged.	0,06	14,60	0,9509	0,1158	1,09		Algorithm converged.	0,07	17,38
	Female	236	37,3	3	1,3	262	41,9	0	0,0		*	Quasi-complete separation of data points detected.				*	WARNING: Negative of Hessian not positive definite.			NE		Algorithm converged.	NE	NE	0,0675		NE		Algorithm converged.	NE	NE
Age	< 65 years	352	55,7	3	0,9	362	57,9	1	0,3	3,10		Convergence criterion (GCONV=1E-8) satisfied.	0,32	29,97	0,006		Algorithm converged.	-0,005	0,017	3,09		Algorithm converged.	0,32	29,52	0,3029	0,4927	0,32		Algorithm converged.	0,03	3,10
	>= 65 years	280	44,3	1	0,4	263	42,1	0	0,0		*	Quasi-complete separation of data points detected.				*	WARNING: Negative of Hessian not positive definite.			NE		Algorithm converged.	NE	NE	0,3325		NE		Algorithm converged.	NE	NE
Baseline BCVA ETDRS letter score	< 64 letters	281	44,5	2	0,7	284	45,4	0	0,0		*	Quasi-complete separation of data points detected.				*	WARNING: Negative of Hessian not positive definite.			NE		Algorithm converged.	NE	NE	0,1547	0,2705	NE		Algorithm converged.	NE	NE
	>= 64 letters	349	55,2	2	0,6	341	54,6	1	0,3	1,96		Convergence criterion (GCONV=1E-8) satisfied.	0,18	21,71	0,003		Algorithm converged.	-0,007	0,013	1,95		Algorithm converged.	0,18	21,45	0,5768		0,51		Algorithm converged.	0,05	5,62
	Missing	2	0,3	0	0,0	0	0,0	0	0,0	NE			NE	NE	NE		NE	NE	NE	NE		NE	NE	NE	NE		NE		NE	NE	NE
Geographic region	Europe	219	34,7	1	0,5	218	34,9	1	0,5	1,00		Convergence criterion (GCONV=1E-8) satisfied.	0,06	16,02	0,000		Algorithm converged.	-0,013	0,013	1,00		Algorithm converged.	0,06	15,81	0,9974	NE	1,00		Algorithm converged.	0,06	15,96
	America	344	54,4	2	0,6	339	54,2	0	0,0		*	Quasi-complete separation of data points detected.				*	WARNING: Negative of Hessian not positive definite.			NE		Algorithm converged.	NE	NE	0,1600		NE		Algorithm converged.	NE	NE
	Asia Pacific (inc. Australia)	69	10,9	1	1,4	68	10,9	0	0,0		*	Quasi-complete separation of data points detected.				*	WARNING: The relative Hessian convergence criterion of 11.992173254 is greater than the limit of 0.0001. The convergence is questionable.			NE		Algorithm converged.	NE	NE	0,3208		NE		Algorithm converged.	NE	NE

Includes AEs with onset up to Day 405 (last day of Week 56 analysis visit window).
Test for interaction based on RR (log-binomial regression)
* indicates convergence problem. Result is uninterpretable.
Clinical cut-off: YOSEMITE 01NOV2021 and RHINE 28OCT2021

Program: root/clinical_studies/RO6867461/CDT70122/share/ACE_pool_DME_CSR_Final/prod/program/t_ae_raw.sas
Output: root/clinical_studies/RO6867461/CDT70122/share/ACE_pool_DME_CSR_Final/prod/output_saf_bc/t_ae_raw_sg_AESI5aSEV_AEW56_SEBC_OCTNOV2021_DME.xls
11AUG2022 18:29

POPULATION: Safety-Evaluable Population B vs. C
ENDPOINT: Associated with severe intraocular inflammation (Study Eye, Severe) throughout the Entire Study
MODEL: Unstratified analysis
STUDY: GR40349 & GR40398
Dichotomous Analysis by Subgroups (Safety)

		Faricimab (PTI) (N=632)				Aflibercept (N=625)				Faricimab (PTI) vs. Aflibercept																		Aflibercept vs. Faricimab (PTI)				
		Patients		Patients with Event		Patients		Patients with Event		Odds Ratio						Absolute Risk Difference						Relative Risk						Relative Risk				
Name	Level	n	%	n	%	n	%	n	%	Odds Ratio		Convergence Reason	95% Lower CL	95% Upper CL	Absolute Risk		Convergence Reason	95% Lower CL	95% Upper CL	Relative Risk	Convergence Reason	95% Lower CL	95% Upper CL	p-value (Cochran-Mantel-Haenszel)	Interaction Test p-value (likelihood ratio)	Relative Risk		Convergence Reason	95% Lower CL	95% Upper CL
All	n/a	632	100,0	4	0,6	625	100,0	1	0,2	3,97		Convergence criterion (GCONV=1E-8) satisfied.	0,44	35,66	0,005		Algorithm converged.	-0,002	0,012	3,96	Algorithm converged.	0,44	35,29	0,1831		0,25		Algorithm converged.	0,03	2,26
Study	Rhine	319	50,5	0	0,0	314	50,2	1	0,3		*	Quasi-complete separation of data points detected.				*	ERROR: The mean parameter is either invalid or at a limit of its range for some observations.			0,00	Algorithm converged.	0,00	NE	0,3135	0,0250	>999.99		Algorithm converged.	0,00	NE
	Yosemite	313	49,5	4	1,3	311	49,8	0	0,0		*	Quasi-complete separation of data points detected.				*	WARNING: Negative of Hessian not positive definite.			NE	Algorithm converged.	NE	NE	0,0457		NE		Algorithm converged.	NE	NE

Test for interaction based on RR (Log-binomial regression)
* indicates convergence problem. Result is uninterpretable.
Clinical cut-off: YOSEMITE 01NOV2021 and RHINE 28OCT2021

Program: root/global/globalshare/morse_macros/current/prod/program/t_ae_raw.sas
Output: root/clinical_studies/RO6867461/CDT70122/share/ACE_pool_DME_CSR_Final/prod/output_saf_bc/t_ae_raw_sg2_AESI5aSEV_SEBC_OCTNOV2021_DME.xls
14MAR2022 19:00

POPULATION: Safety-Evaluable Population B vs. C
ENDPOINT: Associated with severe intraocular inflammation (Study Eye, Severe) throughout the Entire Study
MODEL: Unadjusted Analysis
STUDY: GR40349 & GR40398
Forest Plot of Relative Risk

Study	Total n	Aflibercept (N=625) n	Aflibercept (N=625) n Responder	Faricimab (PTI) (N=632) n	Faricimab (PTI) (N=632) n Responder	Relative Risk	95% CI
All Patients	1257	625	1	632	4	3.96	(0.44, 35.29)
Study							
Rhine	633	314	1	319	0	0.00	(0.00, NE)
Yosemite	624	311	0	313	4	NE	NE

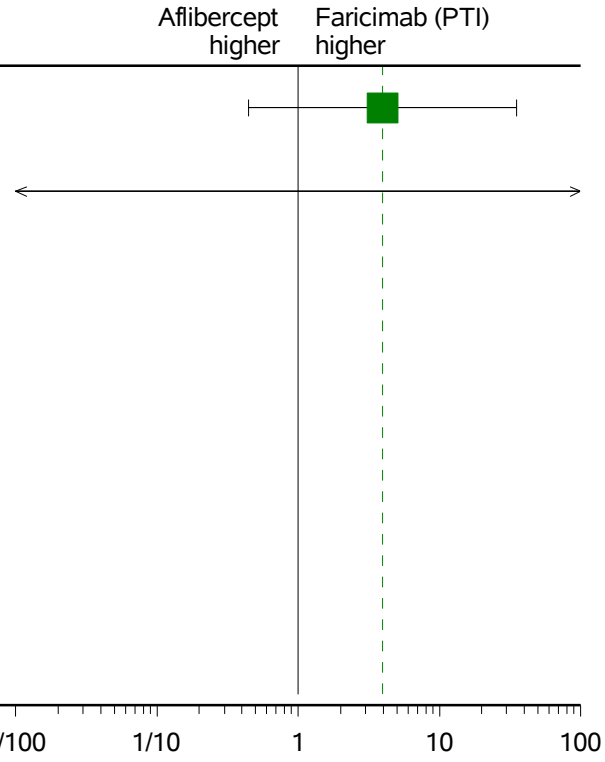

Clinical cut-off: YOSEMITE 01NOV2021 and RHINE 28OCT2021
Program: root/clinical_studies/RO6867461/CDT70122/share/ACE_pool_DME_Base/prod/program/g_forest_rr.sas
Output: root/clinical_studies/RO6867461/CDT70122/share/ACE_pool_DME_CSR_Final/prod/output_saf_bc/g_forest_rr_AESI5aSEV_SEBC_OCTNOV2021_DME.pdf 06OCT2022 19:24

POPULATION: Safety-Evaluable Population B vs. C
ENDPOINT: Associated with severe intraocular inflammation (Study Eye, Severe) throughout the Entire Study
MODEL: Unstratified Analysis
STUDY: GR40349 & GR40398
Forest Plot of Odds Ratio

Study	Total n	Aflibercept (N=625) n	Aflibercept (N=625) n Responder	Faricimab (PTI) (N=632) n	Faricimab (PTI) (N=632) n Responder	Odds Ratio	95% CI
All Patients	1257	625	1	632	4	3.97	(0.44, 35.66)
Study							
Rhine	633	314	1	319	0	0.00	(0.00, NE)
Yosemite	624	311	0	313	4	>999.99	(0.00, >999.99)

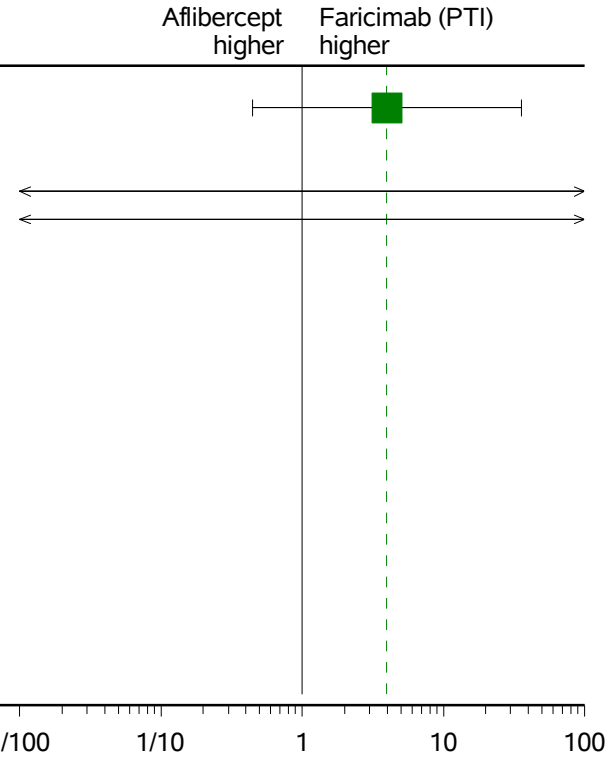

Clinical cut-off: YOSEMITE 01NOV2021 and RHINE 28OCT2021
Program: root/clinical_studies/RO6867461/CDT70122/share/ACE_pool_DME_Base/prod/program/g_forest_or.sas
Output: root/clinical_studies/RO6867461/CDT70122/share/ACE_pool_DME_CSR_Final/prod/output_saf_bc/g_forest_or_AESI5aSEV_SEBC_OCTNOV2021_DME.pdf 04OCT2022 17:12

POPULATION: Safety-Evaluable Population B vs. C
ENDPOINT: Associated with severe intraocular inflammation (Study Eye, Severe) throughout the Entire Study
MODEL: Unstratified analysis
STUDY: GR40349 & GR40398
Dichotomous Analysis by Subgroups (Safety)

		Faricimab (PTI) (N=632)				Aflibercept (N=625)				Faricimab (PTI) vs. Aflibercept														Aflibercept vs. Faricimab (PTI)			
		Patients		Patients with Event		Patients		Patients with Event		Odds Ratio				Absolute Risk Difference				Relative Risk						Relative Risk			
Name	Level	n	%	n	%	n	%	n	%	Odds Ratio	Convergence Reason	95% Lower CL	95% Upper CL	Absolute Risk	Convergence Reason	95% Lower CL	95% Upper CL	Relative Risk	Convergence Reason	95% Lower CL	95% Upper CL	p-value (Cochran Mantel-Haenszel)	Interaction Test p-value (likelihood ratio)	Relative Risk	Convergence Reason	95% Lower CL	95% Upper CL
All	n/a	632	100,0	4	0,6	625	100,0	1	0,2	3,97	Convergence criterion (GCONV=1E-8) satisfied.	0,44	35,66	0,005	Algorithm converged.	-0,002	0,012	3,96	Algorithm converged.	0,44	35,29	0,1831		0,25	Algorithm converged.	0,03	2,26
Sex	Male	396	62,7	1	0,2	363	58,1	1	0,3	0,92	Convergence criterion (GCONV=1E-8) satisfied.	0,06	14,71	0,000	Algorithm converged.	-0,008	0,007	0,92	Algorithm converged.	0,06	14,60	0,9509	0,1158	1,09	Algorithm converged.	0,07	17,38
	Female	236	37,3	3	1,3	262	41,9	0	0,0		* Quasi-complete separation of data points detected.				* WARNING: Negative of Hessian not positive definite.			NE	Algorithm converged.	NE	NE	0,0675		NE	Algorithm converged.	NE	NE
Age	< 65 years	352	55,7	3	0,9	362	57,9	1	0,3	3,10	Convergence criterion (GCONV=1E-8) satisfied.	0,32	29,97	0,006	Algorithm converged.	-0,005	0,017	3,09	Algorithm converged.	0,32	29,52	0,3029	0,4927	0,32	Algorithm converged.	0,03	3,10
	>= 65 years	280	44,3	1	0,4	263	42,1	0	0,0		* Quasi-complete separation of data points detected.				* WARNING: Negative of Hessian not positive definite.			NE	Algorithm converged.	NE	NE	0,3325		NE	Algorithm converged.	NE	NE
Baseline BCVA ETDRS letter score	< 64 letters	281	44,5	2	0,7	284	45,4	0	0,0		* Quasi-complete separation of data points detected.				* WARNING: Negative of Hessian not positive definite.			NE	Algorithm converged.	NE	NE	0,1547	0,2705	NE	Algorithm converged.	NE	NE
	>= 64 letters	349	55,2	2	0,6	341	54,6	1	0,3	1,96	Convergence criterion (GCONV=1E-8) satisfied.	0,18	21,71	0,003	Algorithm converged.	-0,007	0,013	1,95	Algorithm converged.	0,18	21,45	0,5768		0,51	Algorithm converged.	0,05	5,62
	Missing	2	0,3	0	0,0	0	0,0	0	0,0	NE		NE	NE	NE	NE	NE	NE	NE	NE	NE	NE	NE		NE	NE	NE	NE
Geographic region	Europe	219	34,7	1	0,5	218	34,9	1	0,5	1,00	Convergence criterion (GCONV=1E-8) satisfied.	0,06	16,02	0,000	Algorithm converged.	-0,013	0,013	1,00	Algorithm converged.	0,06	15,81	0,9974	NE	1,00	Algorithm converged.	0,06	15,96
	America	344	54,4	2	0,6	339	54,2	0	0,0		* Quasi-complete separation of data points detected.				* WARNING: Negative of Hessian not positive definite.			NE	Algorithm converged.	NE	NE	0,1600		NE	Algorithm converged.	NE	NE
	Asia Pacific (inc. Australia)	69	10,9	1	1,4	68	10,9	0	0,0		* Quasi-complete separation of data points detected.				* WARNING: The relative Hessian convergence criterion of 11.992173254 is greater than the limit of 0.0001. The convergence is questionable.			NE	Algorithm converged.	NE	NE	0,3208		NE	Algorithm converged.	NE	NE

Test for interaction based on RR (Log-binomial regression)
* indicates convergence problem. Result is uninterpretable.
Clinical cut-off: YOSEMITE 01NOV2021 and RHINE 28OCT2021

Program: root/global/globalshare/morse_macros/current/prod/program/t_ae_raw.sas
Output: root/clinical_studies/RO6867461/CDT70122/share/ACE_pool_DME_CSR_Final/prod/output_saf_bc/t_ae_raw_sg_AESI5aSEV_SEBC_OCTNOV2021_DME.xls
14MAR2022 16:42

POPULATION: Safety-Evaluable Population B vs. C
ENDPOINT: Associated with severe intraocular inflammation (Fellow Eye, Severe) through Week 56
MODEL: Unstratified analysis
STUDY: GR40349 & GR40398
Dichotomous Analysis by Subgroups (Safety)

		Faricimab (PTI) (N=632)				Aflibercept (N=625)				Faricimab (PTI) vs. Aflibercept																	Aflibercept vs. Faricimab (PTI)				
		Patients		Patients with Event		Patients		Patients with Event		Odds Ratio					Absolute Risk Difference						Relative Risk								Relative Risk				
Name	Level	n	%	n	%	n	%	n	%	Odds Ratio		Convergence Reason	95% Lower CL	95% Upper CL	Absolute Risk		Convergence Reason	95% Lower CL	95% Upper CL	Relative Risk		Convergence Reason	95% Lower CL	95% Upper CL	p-value (Cochran-Mantel-Haenszel)	Interaction Test p-value (likelihood ratio)	Relative Risk		Convergence Reason	95% Lower CL	95% Upper CL
All	n/a	632	100,0	1	0,2	625	100,0	0	0		*	Quasi-complete separation of data points detected.				*	WARNING: The relative Hessian convergence criterion of 83.914042706 is greater than the limit of 0.0001. The convergence is questionable.			NE		Algorithm converged.	NE	NE	0,3200		NE		Algorithm converged.	NE	NE
Study	Rhine	319	50,5	0	0,0	314	50,2	0	0	NE			NE	NE	NE		NE	NE	NE	NE		NE	NE	NE	NE	NE	NE		NE	NE	NE
	Yosemite	313	49,5	1	0,3	311	49,8	0	0		*	Quasi-complete separation of data points detected.				*	WARNING: The relative Hessian convergence criterion of 46.110935207 is greater than the limit of 0.0001. The convergence is questionable.			NE		Algorithm converged.	NE	NE	0,3183		NE		Algorithm converged.	NE	NE

Includes AEs with onset up to Day 405 (last day of Week 56 analysis visit window).
Test for interaction based on RR (Log-binomial regression)
* indicates convergence problem. Result is uninterpretable.
Clinical cut-off: YOSEMITE 01NOV2021 and RHINE 28OCT2021

Program: root/clinical_studies/RO6867461/CDT70122/share/ACE_pool_DME_CSR_Final/prod/program/t_ae_raw.sas
Output: root/clinical_studies/RO6867461/CDT70122/share/ACE_pool_DME_CSR_Final/prod/output_saf_bc/t_ae_raw_sg_AESI5bSEV_AEW56_SEBC_OCTNOV2021_DME.xls
11AUG2022 18:42

POPULATION: Safety-Evaluable Population B vs. C
ENDPOINT: Associated with severe intraocular inflammation (Fellow Eye, Severe) through Week 56
MODEL: Unstratified Analysis
STUDY: GR40349 & GR40398
Forest Plot of Odds Ratio

Study	Total n	Aflibercept (N=625) n	Aflibercept (N=625) n Responder	Faricimab (PTI) (N=632) n	Faricimab (PTI) (N=632) n Responder	Odds Ratio	95% CI
All Patients	1257	625	0	632	1	>999.99	(0.00, NE)
Study							
Rhine	633	314	0	319	0	NE	NE
Yosemite	624	311	0	313	1	>999.99	(0.00, NE)

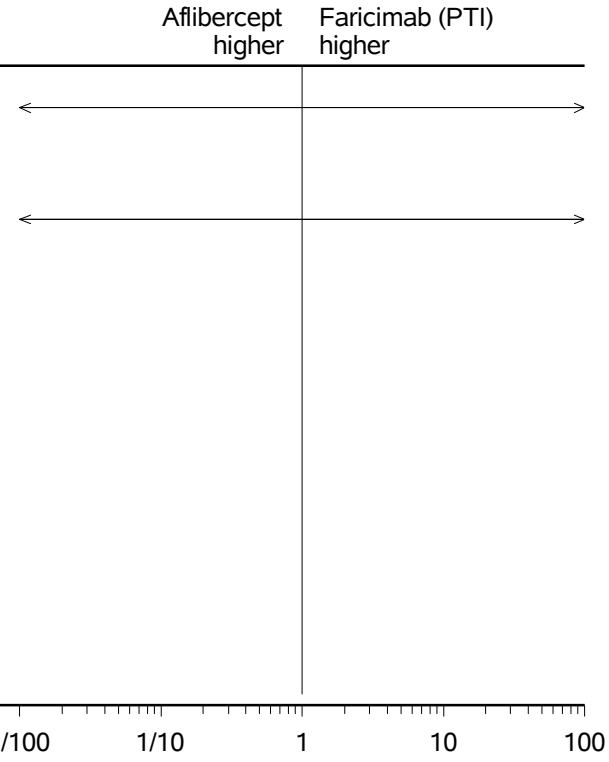

Clinical cut-off: YOSEMITE 01NOV2021 and RHINE 28OCT2021

Program: root/clinical_studies/RO6867461/CDT70122/share/ACE_pool_DME_Base/prod/program/g_forest_or.sas

Output: root/clinical_studies/RO6867461/CDT70122/share/ACE_pool_DME_CSR_Final/prod/output_saf_bc/g_forest_or_AESI5bSEV_AEW56_SEBC_OCTNOV2021_DME.pdf 04OCT2022 17:18

POPULATION: Safety-Evaluable Population B vs. C
ENDPOINT: Associated with severe intraocular inflammation (Fellow Eye, Severe) through Week 56
MODEL: Unstratified analysis
STUDY: GR40349 & GR40398
Dichotomous Analysis by Subgroups (Safety)

		Faricimab (PTI) (N=632)				Aflibercept (N=625)				Faricimab (PTI) vs. Aflibercept																		Aflibercept vs. Faricimab (PTI)				
		Patients		Patients with Event		Patients		Patients with Event		Odds Ratio					Absolute Risk Difference													Relative Risk					
Name	Level	n	%	n	%	n	%	n	%	Odds Ratio		Convergence Reason	95% Lower CL	95% Upper CL	Absolute Risk		Convergence Reason	95% Lower CL	95% Upper CL	Relative Risk		Convergence Reason	95% Lower CL	95% Upper CL	p-value (Cochran-Mantel-Haenszel)	Interaction Test p-value (likelihood ratio)	Relative Risk		Convergence Reason	95% Lower CL	95% Upper CL
All	n/a	632	100,0	1	0,2	625	100,0	0	0		*	Quasi-complete separation of data points detected.				*	WARNING: The relative Hessian convergence criterion of 83.914042706 is greater than the limit of 0.0001. The convergence is questionable.			NE		Algorithm converged.	NE	NE	0,3200		NE		Algorithm converged.	NE	NE
Sex	Male	396	62,7	1	0,3	363	58,1	0	0		*	Quasi-complete separation of data points detected.				*	WARNING: The relative Hessian convergence criterion of 52.004609201 is greater than the limit of 0.0001. The convergence is questionable.			NE		Algorithm converged.	NE	NE	0,3384	NE	NE		Algorithm converged.	NE	NE
	Female	236	37,3	0	0,0	262	41,9	0	0	NE			NE	NE	NE		NE	NE	NE	NE		NE	NE	NE	NE		NE		NE	NE	NE
Age	< 65 years	352	55,7	1	0,3	362	57,9	0	0		*	Quasi-complete separation of data points detected.				*	WARNING: The relative Hessian convergence criterion of 52.752689443 is greater than the limit of 0.0001. The convergence is questionable.			NE		Algorithm converged.	NE	NE	0,3105	NE	NE		Algorithm converged.	NE	NE
	>= 65 years	280	44,3	0	0,0	263	42,1	0	0	NE			NE	NE	NE		NE	NE	NE	NE		NE	NE	NE	NE		NE		NE	NE	NE
Baseline BCVA ETDRS letter score	< 64 letters	281	44,5	0	0,0	284	45,4	0	0	NE			NE	NE	NE		NE	NE	NE	NE		NE	NE	NE	NE	NE	NE		NE	NE	NE
	>= 64 letters	349	55,2	1	0,3	341	54,6	0	0		*	Quasi-complete separation of data points detected.				*	WARNING: The relative Hessian convergence criterion of 53.071571525 is greater than the limit of 0.0001. The convergence is questionable.			NE		Algorithm converged.	NE	NE	0,3229		NE		Algorithm converged.	NE	NE
	Missing	2	0,3	0	0,0	0	0,0	0	0	NE			NE	NE	NE		NE	NE	NE	NE		NE	NE	NE	NE		NE		NE	NE	NE
Geographic region	Europe	213	34,7	0	0,0	218	34,9	0	0	NE			NE	NE	NE		NE	NE	NE	NE		NE	NE	NE	NE	NE	NE		NE	NE	NE
	America	344	54,4	1	0,3	339	54,2	0	0		*	Quasi-complete separation of data points detected.				*	WARNING: Negative of Hessian not positive definite.			NE		Algorithm converged.	NE	NE	0,3209		NE		Algorithm converged.	NE	NE
	Asia Pacific (inc. Australia)	69	10,9	0	0,0	68	10,9	0	0	NE			NE	NE	NE		NE	NE	NE	NE		NE	NE	NE	NE		NE		NE	NE	NE

Includes AEs with onset up to Day 405 (last day of Week 56 analysis visit window).
Test for interaction based on RR (Log-binomial regression)
* indicates convergence problem. Result is uninterpretable.
Clinical cut-off: YOSEMITE 01NOV2021 and RHINE 28OCT2021

Program: root/clinical_studies/RO6867461/CDT70122/share/ACE_pool_DME_CSR_Final/prod/program/t_ae_raw.sas
Output: root/clinical_studies/RO6867461/CDT70122/share/ACE_pool_DME_CSR_Final/prod/output_saf_bc/t_ae_raw_sg_AESI5bSEV_AEW56_SEBC_OCTNOV2021_DME.xls
11AUG2022 18:42

POPULATION: Safety-Evaluable Population B vs. C
ENDPOINT: Associated with severe intraocular inflammation (Fellow Eye, Severe) throughout the Entire Study
MODEL: Unstratified analysis
STUDY: GM40349 & GM40398
Dichotomous Analysis by Subgroups (Safety)

		Faricimab (PTI) (N=632)				Aflibercept (N=625)				Faricimab (PTI) vs. Aflibercept																		Aflibercept vs. Faricimab (PTI)				
		Patients		Patients with Event		Patients		Patients with Event		Odds Ratio					Absolute Risk Difference					Relative Risk								Relative Risk				
Name	Level	n	%	n	%	n	%	n	%	Odds Ratio		Convergence Reason	95% Lower CL	95% Upper CL	Absolute Risk		Convergence Reason	95% Lower CL	95% Upper CL	Relative Risk		Convergence Reason	95% Lower CL	95% Upper CL	p-value (Cochran-Mantel-Haenszel)	Interaction Test p-value (likelihood ratio)	Relative Risk		Convergence Reason	95% Lower CL	95% Upper CL
All	n/a	632	100,0	1	0,2	625	100,0	0	0		*	Quasi-complete separation of data points detected.				*	WARNING: The relative Hessian convergence criterion of 83.914042706 is greater than the limit of 0.0001. The convergence is questionable.			NE		Algorithm converged.	NE	NE	0,3200		NE		Algorithm converged.	NE	NE
Study	Rhine	319	50,5	0	0,0	314	50,2	0	0	NE			NE	NE	NE		NE	NE	NE	NE		NE	NE	NE	NE	NE	NE		NE	NE	NE
	Yosemite	313	49,5	1	0,3	311	49,8	0	0		*	Quasi-complete separation of data points detected.				*	WARNING: The relative Hessian convergence criterion of 46.110935207 is greater than the limit of 0.0001. The convergence is questionable.			NE		Algorithm converged.	NE	NE	0,3189		NE		Algorithm converged.	NE	NE

Test for interaction based on RR (Log-binomial regression)
* indicates convergence problem. Result is uninterpretable.
Clinical cut-off: YOSEMITE 01NOV2021 and RHINE 28OCT2021

Program: root/global/globalshare/morse_macros/current/prod/program/t_ae_raw.sas
Output: root/clinical_studies/RO6867461/CDT70122/share/ACE_pool_DME_CSR_Final/prod/output_saf_bc/t_ae_raw_sg2_AESI5bSEV_SEBC_OCTNOV2021_DME.xls
14MAR2022 19:12

POPULATION: Safety-Evaluable Population B vs. C
ENDPOINT: Associated with severe intraocular inflammation (Fellow Eye, Severe) throughout the Entire Study
MODEL: Unstratified Analysis
STUDY: GR40349 & GR40398
Forest Plot of Odds Ratio

Study	Total n	Aflibercept (N=625) n	Aflibercept (N=625) n Responder	Faricimab (PTI) (N=632) n	Faricimab (PTI) (N=632) n Responder	Odds Ratio	95% CI
All Patients	1257	625	0	632	1	>999.99	(0.00, NE)
Study							
Rhine	633	314	0	319	0	NE	NE
Yosemite	624	311	0	313	1	>999.99	(0.00, NE)

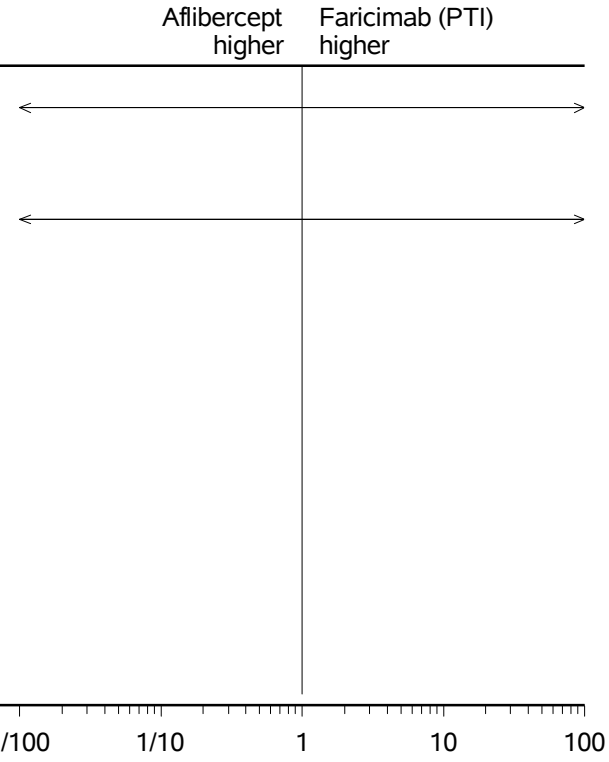

Clinical cut-off: YOSEMITE 01NOV2021 and RHINE 28OCT2021
Program: root/clinical_studies/RO6867461/CDT70122/share/ACE_pool_DME_Base/prod/program/g_forest_or.sas
Output: root/clinical_studies/RO6867461/CDT70122/share/ACE_pool_DME_CSR_Final/prod/output_saf_bc/g_forest_or_AESI5bSEV_SEBC_OCTNOV2021_DME.pdf 04OCT2022 17:19

POPULATION: Safety-Evaluable Population B vs. C
ENDPOINT: Associated with severe intraocular inflammation (Fellow Eye, Severe) throughout the Entire Study
MODEL: Unstratified analysis
STUDY: GR40349 & GR40398
Dichotomous Analysis by Subgroups (Safety)

		Faricimab (PTI) (N=632)				Aflibercept (N=625)				Faricimab (PTI) vs. Aflibercept																		Aflibercept vs. Faricimab (PTI)					
		Patients		Patients with Event		Patients		Patients with Event		Odds Ratio					Absolute Risk Difference					Relative Risk								Relative Risk					
Name	Level	n	%	n	%	n	%	n	%	Odds Ratio		Convergence Reason	95% Lower CL	95% Upper CL	Absolute Risk		Convergence Reason	95% Lower CL	95% Upper CL	Relative Risk		Convergence Reason	95% Lower CL	95% Upper CL	p-value (Cochran-Mantel-Haenszel)	Interaction Test p-value (likelihood ratio)	Relative Risk		Convergence Reason	95% Lower CL	95% Upper CL
All	n/a	632	100,0	1	0,2	625	100,0	0	0		*	Quasi-complete separation of data points detected.				*	WARNING: The relative Hessian convergence criterion of 83.914042706 is greater than the limit of 0.0001. The convergence is questionable.			NE		Algorithm converged.	NE	NE	0,3208		NE		Algorithm converged.	NE	NE
Sex	Male	396	62,7	1	0,3	363	58,1	0	0		*	Quasi-complete separation of data points detected.				*	WARNING: The relative Hessian convergence criterion of 52.004609201 is greater than the limit of 0.0001. The convergence is questionable.			NE		Algorithm converged.	NE	NE	0,3384	NE	NE		Algorithm converged.	NE	NE
	Female	236	37,3	0	0,0	262	41,9	0	0	NE			NE	NE	NE		NE	NE	NE	NE		NE	NE	NE	NE		NE		NE	NE	NE
Age	< 65 years	352	55,7	1	0,3	362	57,9	0	0		*	Quasi-complete separation of data points detected.				*	WARNING: The relative Hessian convergence criterion of 52.752689443 is greater than the limit of 0.0001. The convergence is questionable.			NE		Algorithm converged.	NE	NE	0,3105	NE	NE		Algorithm converged.	NE	NE
	>= 65 years	280	44,3	0	0,0	263	42,1	0	0	NE			NE	NE	NE		NE	NE	NE	NE		NE	NE	NE	NE		NE		NE	NE	NE
Baseline BCVA ETDRS letter score	< 64 letters	281	44,5	0	0,0	284	45,4	0	0	NE			NE	NE	NE		NE	NE	NE	NE		NE	NE	NE	NE	NE	NE		NE	NE	NE
	>= 64 letters	349	55,2	1	0,3	341	54,6	0	0		*	Quasi-complete separation of data points detected.				*	WARNING: The relative Hessian convergence criterion of 53.071571525 is greater than the limit of 0.0001. The convergence is questionable.			NE		Algorithm converged.	NE	NE	0,3229		NE		Algorithm converged.	NE	NE
	Missing	2	0,3	0	0,0	0	0,0	0	0	NE			NE	NE	NE		NE	NE	NE	NE		NE	NE	NE	NE		NE		NE	NE	NE
Geographic region	Europe	219	34,7	0	0,0	218	34,9	0	0	NE			NE	NE	NE		NE	NE	NE	NE		NE	NE	NE	NE	NE	NE		NE	NE	NE
	America	344	54,4	1	0,3	339	54,2	0	0		*	Quasi-complete separation of data points detected.				*	WARNING: Negative of Hessian not positive definite.			NE		Algorithm converged.	NE	NE	0,3209		NE		Algorithm converged.	NE	NE
	Asia Pacific (inc. Australia)	69	10,9	0	0,0	68	10,9	0	0	NE			NE	NE	NE		NE	NE	NE	NE		NE	NE	NE	NE		NE		NE	NE	NE

Test for interaction based on RR (Log-binomial regression)
* indicates convergence problem. Result is uninterpretable.
Clinical cut-off: YOSEMITE 01NOV2021 and RHINE 28OCT2021

Program: root/global/globalshare/morse_macros/current/prod/program/t_ae_raw.sas
Output: root/clinical_studies/RO6867461/CD770122/share/ACE_pool_DME_CSR_Final/prod/output_saf_bc/t_ae_raw_sg_AESIbSEV_SEBC_OCTNOV2021_DME.xls
14MAR2022 16:53

POPULATION: Safety-Evaluable Population B vs. C
ENDPOINT: Antiplatelet Trialists' Collaboration (APTC) event (Severe) through Week 56
MODEL: Unstratified analysis
STUDY: GM40349 & GM40398
Dichotomous Analysis by Subgroups (Safety)

		Faricimab (PTI) (N=632)				Aflibercept (N=625)				Faricimab (PTI) vs. Aflibercept																	Aflibercept vs. Faricimab (PTI)				
		Patients		Patients with Event		Patients		Patients with Event		Odds Ratio					Absolute Risk Difference					Relative Risk							Relative Risk				
Name	Level	n	%	n	%	n	%	n	%	Odds Ratio		Convergence Reason	95% Lower CL	95% Upper CL	Absolute Risk		Convergence Reason	95% Lower CL	95% Upper CL	Relative Risk		Convergence Reason	95% Lower CL	95% Upper CL	p-value (Cochran-Mantel-Haenszel)	Interaction Test p-value (likelihood ratio)	Relative Risk		Convergence Reason	95% Lower CL	95% Upper CL
All	n/a	632	100,0	14	2,2	625	100,0	14	2,2	0,99		Convergence criterion (GCONV=1E-8) satisfied.	0,47	2,09	0,000		Algorithm converged.	-0,017	0,016	0,99		Algorithm converged.	0,48	2,06	0,9762		1,01		Algorithm converged.	0,49	2,10
Study	Rhine	319	50,5	2	0,6	314	50,2	6	1,9	0,32		Convergence criterion (GCONV=1E-8) satisfied.	0,06	1,62	-0,013		Algorithm converged.	-0,030	0,005	0,33		Algorithm converged.	0,07	1,61	0,1486	0,0838	3,05		Algorithm converged.	0,62	14,99
	Yosemite	313	49,5	12	3,8	311	49,8	8	2,6	1,51		Convergence criterion (GCONV=1E-8) satisfied.	0,61	3,75	0,013		Algorithm converged.	-0,015	0,040	1,49		Algorithm converged.	0,62	3,60	0,3714		0,67		Algorithm converged.	0,28	1,62

Includes AEs with onset up to Day 405 (last day of Week 56 analysis visit window).
Test for interaction based on RR (Log-binomial regression)
* indicates convergence problem. Result is uninterpretable.
Clinical cut-off: YOSEMITE 01NOV2021 and RHINE 28OCT2021

Program: root/clinical_studies/RO6867461/CDT70122/share/ACE_pool_DME_CSR_Final/prod/program/t_ae_raw.sas
Output: root/clinical_studies/RO6867461/CDT70122/share/ACE_pool_DME_CSR_Final/prod/output_saf_bc/t_ae_raw_sg_AESI6SEV_AEW56_SEBC_OCTNOV2021_DME.xls
11AUG2022 18:46

POPULATION: Safety-Evaluable Population B vs. C
ENDPOINT: Antiplatelet Trialists Collaboration (APTC) event (Severe) through Week 56
MODEL: Unadjusted Analysis
STUDY: GR40349 & GR40398
Forest Plot of Relative Risk

Study	Total n	Aflibercept (N=625) n	Aflibercept (N=625) n Responder	Faricimab (PTI) (N=632) n	Faricimab (PTI) (N=632) n Responder	Relative Risk	95% CI
All Patients	1257	625	14	632	14	0.99	(0.48, 2.06)
Study							
Rhine	633	314	6	319	2	0.33	(0.07, 1.61)
Yosemite	624	311	8	313	12	1.49	(0.62, 3.60)

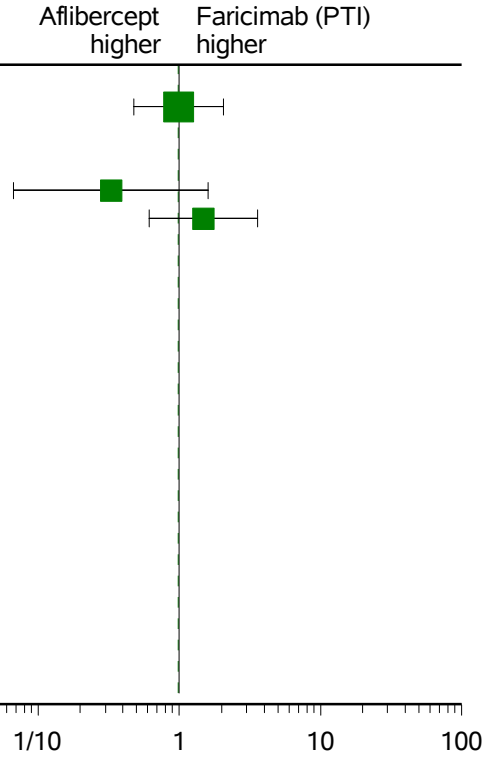

Clinical cut-off: YOSEMITE 01NOV2021 and RHINE 28OCT2021
Program: root/clinical_studies/RO6867461/CDT70122/share/ACE_pool_DME_Base/prod/program/g_forest_rr.sas
Output: root/clinical_studies/RO6867461/CDT70122/share/ACE_pool_DME_CSR_Final/prod/output_saf_bc/g_forest_rr_AESI6SEV_AEW56_SEBC_OCTNOV2021_DME.pdf 06OCT2022 19:34

POPULATION: Safety-Evaluable Population B vs. C
ENDPOINT: Antiplatelet Trialists Collaboration (APTC) event (Severe) through Week 56
MODEL: Unstratified Analysis
STUDY: GR40349 & GR40398
Forest Plot of Odds Ratio

Study	Total n	Aflibercept (N=625) n	Aflibercept (N=625) n Responder	Faricimab (PTI) (N=632) n	Faricimab (PTI) (N=632) n Responder	Odds Ratio	95% CI
All Patients	1257	625	14	632	14	0.99	(0.47, 2.09)
Study							
Rhine	633	314	6	319	2	0.32	(0.06, 1.62)
Yosemite	624	311	8	313	12	1.51	(0.61, 3.75)

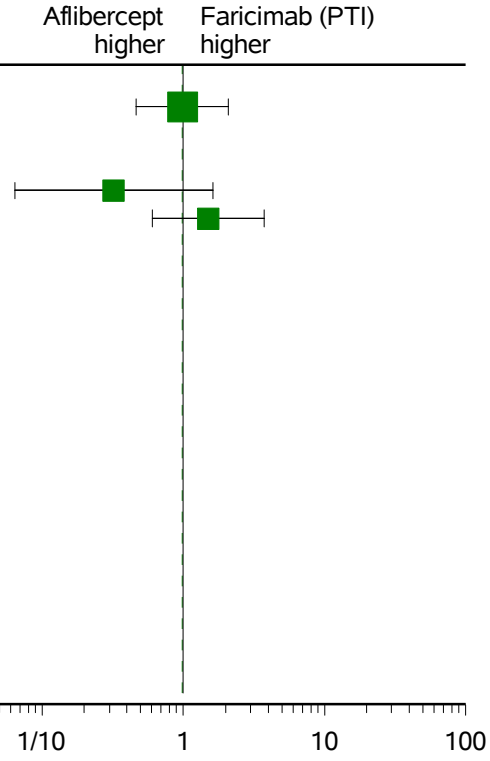

Clinical cut-off: YOSEMITE 01NOV2021 and RHINE 28OCT2021
Program: root/clinical_studies/RO6867461/CDT70122/share/ACE_pool_DME_Base/prod/program/g_forest_or.sas
Output: root/clinical_studies/RO6867461/CDT70122/share/ACE_pool_DME_CSR_Final/prod/output_saf_bc/g_forest_or_AESI6SEV_AEW56_SEBC_OCTNOV2021_DME.pdf 04OCT2022 17:20

POPULATION: Safety-Evaluable Population B vs. C
ENDPOINT: Antiplatelet Trialists' Collaboration (APTC) event (Severe) through Week 56
MODEL: Unstratified analysis
STUDY: GM40349 & GM40398
Dichotomous Analysis by Subgroups (Safety)

		Faricimab (PTI) (N=632)				Aflibercept (N=625)				Faricimab (PTI) vs. Aflibercept																Aflibercept vs. Faricimab (PTI)					
		Patients		Patients with Event		Patients		Patients with Event		Odds Ratio					Absolute Risk Difference					Relative Risk							Relative Risk					
Name	Level	n	%	n	%	n	%	n	%	Odds Ratio		Convergence Reason	95% Lower CL	95% Upper CL	Absolute Risk		Convergence Reason	95% Lower CL	95% Upper CL	Relative Risk		Convergence Reason	95% Lower CL	95% Upper CL	p-value (Cochran-Mantel-Haenszel)	Interaction Test p-value (likelihood ratio)	Relative Risk		Convergence Reason	95% Lower CL	95% Upper CL
All	n/a	632	100,0	14	2,2	625	100,0	14	2,2	0,99		Convergence criterion (GCONV=1E-8) satisfied.	0,47	2,09	0,000		Algorithm converged.	-0,017	0,016	0,99		Algorithm converged.	0,48	2,06	0,9762		1,01		Algorithm converged.	0,49	2,10
Sex	Male	396	62,7	8	2,0	363	58,1	5	1,4	1,48		Convergence criterion (GCONV=1E-8) satisfied.	0,48	4,55	0,006		Algorithm converged.	-0,012	0,025	1,47		Algorithm converged.	0,48	4,44	0,4957	0,3680	0,68		Algorithm converged.	0,23	2,07
	Female	236	37,3	6	2,5	262	41,9	9	3,4	0,73		Convergence criterion (GCONV=1E-8) satisfied.	0,28	2,09	-0,009		Algorithm converged.	-0,039	0,021	0,74		Algorithm converged.	0,27	2,05	0,5610		1,35		Algorithm converged.	0,49	3,74
Age	< 65 years	352	55,7	7	2,0	362	57,9	5	1,4	1,45		Convergence criterion (GCONV=1E-8) satisfied.	0,46	4,61	0,006		Algorithm converged.	-0,013	0,025	1,44		Algorithm converged.	0,46	4,49	0,5282	0,3715	0,69		Algorithm converged.	0,22	2,17
	>= 65 years	280	44,3	7	2,5	263	42,1	9	3,4	0,72		Convergence criterion (GCONV=1E-8) satisfied.	0,27	1,97	-0,009		Algorithm converged.	-0,038	0,019	0,73		Algorithm converged.	0,28	1,93	0,5258		1,37		Algorithm converged.	0,52	3,62
Baseline BCVA ETDRS letter score	< 64 letters	281	44,5	6	2,1	284	45,4	4	1,4	1,53		Convergence criterion (GCONV=1E-8) satisfied.	0,43	5,47	0,007		Algorithm converged.	-0,014	0,029	1,52		Algorithm converged.	0,43	5,31	0,5128	0,3996	0,66		Algorithm converged.	0,19	2,31
	>= 64 letters	349	55,2	8	2,3	341	54,6	10	2,9	0,78		Convergence criterion (GCONV=1E-8) satisfied.	0,30	1,99	-0,006		Algorithm converged.	-0,030	0,017	0,78		Algorithm converged.	0,31	1,96	0,5981		1,28		Algorithm converged.	0,51	3,20
	Missing	2	0,3	0	0,0	0	0,0	0	0,0	NE			NE	NE	NE		NE	NE	NE	NE		NE	NE	NE	NE		NE		NE	NE	NE
Geographic region	Europe	219	34,7	2	0,9	218	34,9	4	1,8	0,49		Convergence criterion (GCONV=1E-8) satisfied.	0,09	2,72	-0,009		Algorithm converged.	-0,031	0,013	0,50		Algorithm converged.	0,09	2,69	0,4083	0,3479	2,01		Algorithm converged.	0,37	10,86
	America	344	54,4	11	3,2	339	54,2	10	2,9	1,09		Convergence criterion (GCONV=1E-8) satisfied.	0,46	2,59	0,002		Algorithm converged.	-0,023	0,028	1,08		Algorithm converged.	0,47	2,52	0,8513		0,92		Algorithm converged.	0,40	2,14
	Asia Pacific (inc. Australia)	69	10,9	1	1,4	68	10,9	0	0,0		*	Quasi-complete separation of data points detected.				*	WARNING: The relative Hessian convergence criterion of 11.992173265 is greater than the limit of 0.0001. The convergence is questionable.			NE		Algorithm converged.	NE	NE	0,3208		NE		Algorithm converged.	NE	NE

Includes AEs with onset up to Day 405 (last day of Week 56 analysis visit window).
Test for interaction based on RR (Log-binomial regression)
* indicates convergence problem. Result is uninterpretable.
Clinical cut-off: YOSEMITE 01NOV2021 and RHINE 28OCT2021

Program: root/clinical_studies/RO6867461/CDT70122/share/ACE_pool_DME_CSR_Final/prod/program/t_ae_raw.sas
Output: root/clinical_studies/RO6867461/CDT70122/share/ACE_pool_DME_CSR_Final/prod/output_saf_bc/t_ae_raw_sg_AESI6SEV_AEW56_SEBC_OCTNOV2021_DME.xls
11AUG2022 18:46

POPULATION: Safety-Evaluable Population B vs. C
ENDPOINT: Antiplatelet Trialists' Collaboration (APTC) event (Severe) throughout the Entire Study
MODEL: Unstratified analysis
STUDY: GM40349 & GM40398
Dichotomous Analysis by Subgroups (Safety)

		Faricimab (PTI) (N=632)				Aflibercept (N=625)				Faricimab (PTI) vs. Aflibercept															Aflibercept vs. Faricimab (PTI)			
		Patients		Patients with Event		Patients		Patients with Event		Odds Ratio				Absolute Risk Difference				Relative Risk							Relative Risk			
Name	Level	n	%	n	%	n	%	n	%	Odds Ratio	Convergence Reason	95% Lower CL	95% Upper CL	Absolute Risk	Convergence Reason	95% Lower CL	95% Upper CL	Relative Risk	Convergence Reason	95% Lower CL	95% Upper CL	p-value (Cochran-Mantel-Haenszel)	Interaction Test p-value (likelihood ratio)	Relative Risk	Convergence Reason	95% Lower CL	95% Upper CL
All	n/a	632	100,0	23	3,6	625	100,0	25	4,0	0,91	Convergence criterion (GCONV=1E-8) satisfied.	0,51	1,61	-0,004	Algorithm converged.	-0,025	0,018	0,91	Algorithm converged.	0,52	1,59	0,7387		1,10	Algorithm converged.	0,63	1,92
Study	Rhine	319	50,5	5	1,6	314	50,2	10	3,2	0,48	Convergence criterion (GCONV=1E-8) satisfied.	0,16	1,43	-0,016	Algorithm converged.	-0,040	0,008	0,49	Algorithm converged.	0,17	1,42	0,1814	0,1579	2,03	Algorithm converged.	0,70	5,88
	Yosemite	313	49,5	18	5,8	311	49,8	15	4,8	1,20	Convergence criterion (GCONV=1E-8) satisfied.	0,60	2,43	0,009	Algorithm converged.	-0,026	0,044	1,19	Algorithm converged.	0,61	2,32	0,6050		0,84	Algorithm converged.	0,43	1,63

Test for interaction based on RR (Log-binomial regression)
* indicates convergence problem. Result is uninterpretable.
Clinical cut-off: YOSEMITE 01NOV2021 and RHINE 28OCT2021

Program: root/global/globalshare/morse_macros/current/prod/program/t_ae_raw.sas
Output: root/clinical_studies/RO6867461/CDT70122/share/ACE_pool_DME_CSR_Final/prod/output_saf_bc/t_ae_raw_sg2_AESI6SEV_SEBC_OCTNOV2021_DME.xls
14MAR2022 19:16

POPULATION: Safety-Evaluable Population B vs. C
ENDPOINT: Antiplatelet Trialists Collaboration (APTC) event (Severe) throughout the Entire Study
MODEL: Unadjusted Analysis
STUDY: GR40349 & GR40398
Forest Plot of Relative Risk

Study	Total n	Aflibercept (N=625) n	Aflibercept (N=625) n Responder	Faricimab (PTI) (N=632) n	Faricimab (PTI) (N=632) n Responder	Relative Risk	95% CI
All Patients	1257	625	25	632	23	0.91	(0.52, 1.59)
Study							
Rhine	633	314	10	319	5	0.49	(0.17, 1.42)
Yosemite	624	311	15	313	18	1.19	(0.61, 2.32)

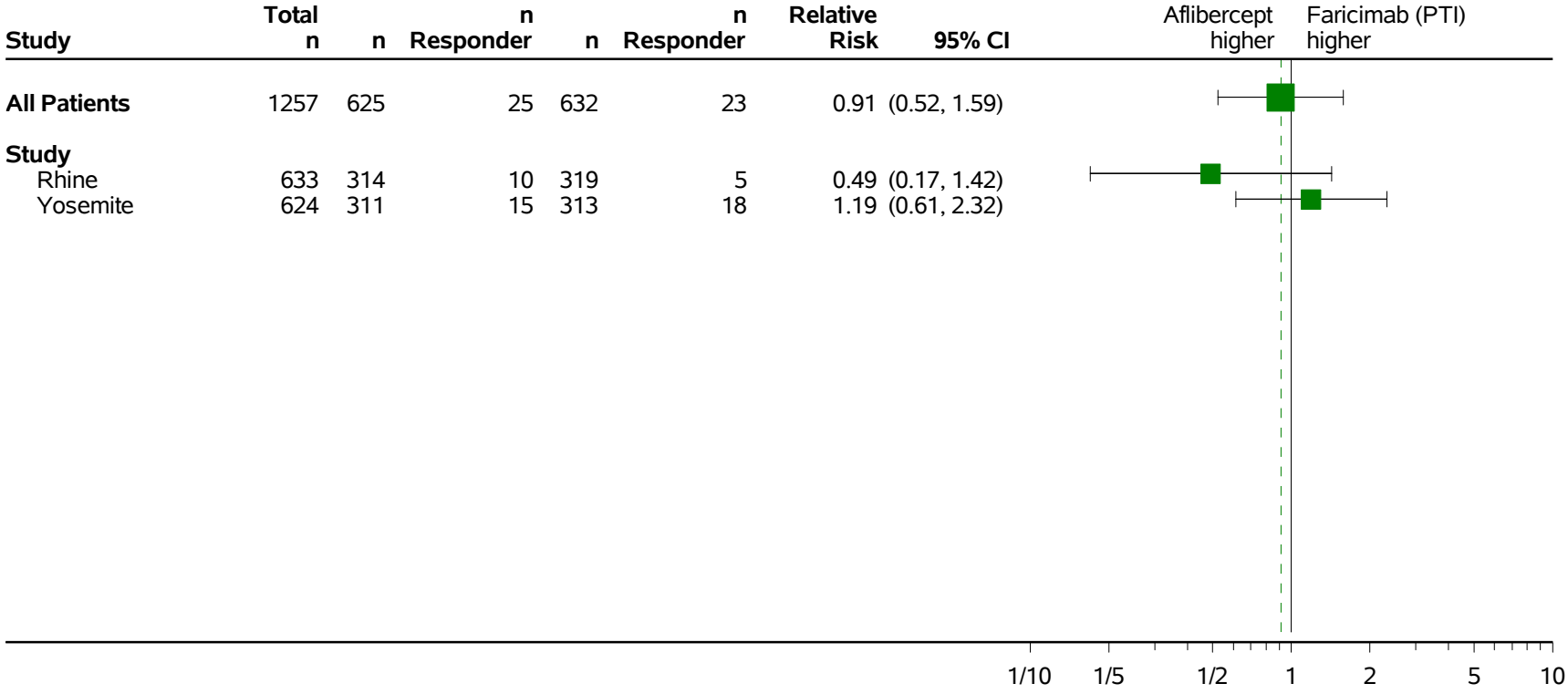

Clinical cut-off: YOSEMITE 01NOV2021 and RHINE 28OCT2021
Program: root/clinical_studies/RO6867461/CDT70122/share/ACE_pool_DME_Base/prod/program/g_forest_rr.sas
Output: root/clinical_studies/RO6867461/CDT70122/share/ACE_pool_DME_CSR_Final/prod/output_saf_bc/g_forest_rr_AESI6SEV_SEBC_OCTNOV2021_DME.pdf 06OCT2022 19:35

POPULATION: Safety-Evaluable Population B vs. C
ENDPOINT: Antiplatelet Trialists Collaboration (APTC) event (Severe) throughout the Entire Study
MODEL: Unstratified Analysis
STUDY: GR40349 & GR40398
Forest Plot of Odds Ratio

Study	Total n	Aflibercept (N=625) n	Aflibercept (N=625) n Responder	Faricimab (PTI) (N=632) n	Faricimab (PTI) (N=632) n Responder	Odds Ratio	95% CI
All Patients	1257	625	25	632	23	0.91	(0.51, 1.61)
Study							
Rhine	633	314	10	319	5	0.48	(0.16, 1.43)
Yosemite	624	311	15	313	18	1.20	(0.60, 2.43)

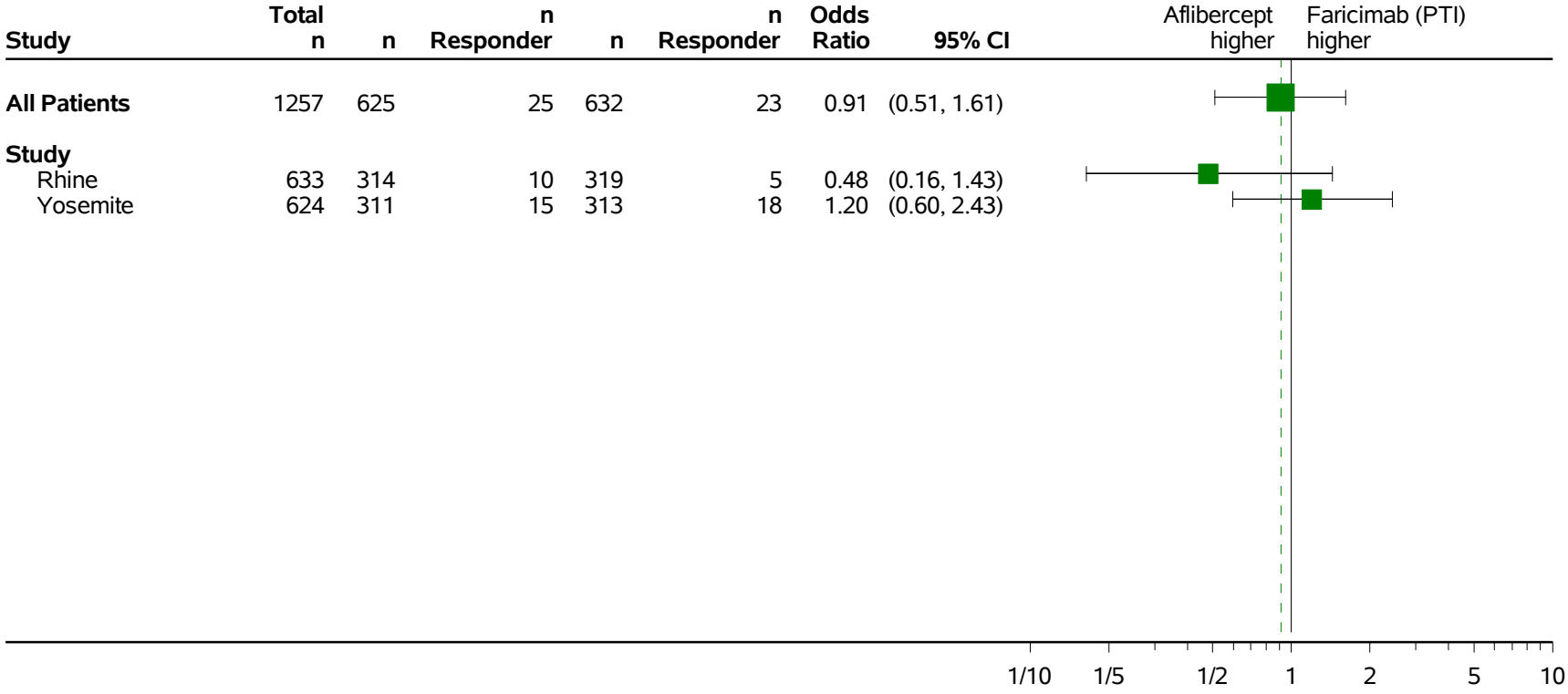

Clinical cut-off: YOSEMITE 01NOV2021 and RHINE 28OCT2021
Program: root/clinical_studies/RO6867461/CDT70122/share/ACE_pool_DME_Base/prod/program/g_forest_or.sas
Output: root/clinical_studies/RO6867461/CDT70122/share/ACE_pool_DME_CSR_Final/prod/output_saf_bc/g_forest_or_AESI6SEV_SEBC_OCTNOV2021_DME.pdf 04OCT2022 17:21

POPULATION: Safety-Evaluable Population B vs. C
ENDPOINT: Antiplatelet Trialists' Collaboration (APTC) event (Severe) throughout the Entire Study
MODEL: Unstratified analysis
STUDY: GM40349 & GM40398
Dichotomous Analysis by Subgroups (Safety)

		Faricimab (PTI) (N=632)				Aflibercept (N=625)				Faricimab (PTI) vs. Aflibercept														Aflibercept vs. Faricimab (PTI)			
		Patients		Patients with Event		Patients		Patients with Event		Odds Ratio				Absolute Risk Difference				Relative Risk						Relative Risk			
Name	Level	n	%	n	%	n	%	n	%	Odds Ratio	Convergence Reason	95% Lower CL	95% Upper CL	Absolute Risk	Convergence Reason	95% Lower CL	95% Upper CL	Relative Risk	Convergence Reason	95% Lower CL	95% Upper CL	p-value (Cochran Mantel-Haenszel)	Interaction Test p-value (likelihood ratio)	Relative Risk	Convergence Reason	95% Lower CL	95% Upper CL
All	n/a	632	100,0	23	3,6	625	100,0	25	4,0	0,91	Convergence criterion (GCONV=1E-8) satisfied.	0,51	1,61	-0,004	Algorithm converged.	-0,025	0,018	0,91	Algorithm converged.	0,52	1,59	0,7387		1,10	Algorithm converged.	0,63	1,92
Sex	Male	396	62,7	16	4,0	363	58,1	15	4,1	0,98	Convergence criterion (GCONV=1E-8) satisfied.	0,48	2,01	-0,001	Algorithm converged.	-0,029	0,027	0,98	Algorithm converged.	0,49	1,95	0,9491	0,7005	1,02	Algorithm converged.	0,51	2,04
	Female	236	37,3	7	3,0	262	41,9	10	3,8	0,77	Convergence criterion (GCONV=1E-8) satisfied.	0,29	2,06	-0,009	Algorithm converged.	-0,040	0,023	0,78	Algorithm converged.	0,30	2,01	0,6020		1,29	Algorithm converged.	0,50	3,33
Age	< 65 years	352	55,7	11	3,1	362	57,9	11	3,0	1,03	Convergence criterion (GCONV=1E-8) satisfied.	0,44	2,41	0,001	Algorithm converged.	-0,024	0,026	1,03	Algorithm converged.	0,45	2,34	0,9468	0,6668	0,97	Algorithm converged.	0,43	2,21
	>= 65 years	280	44,3	12	4,3	263	42,1	14	5,3	0,80	Convergence criterion (GCONV=1E-8) satisfied.	0,36	1,75	-0,010	Algorithm converged.	-0,048	0,026	0,81	Algorithm converged.	0,38	1,71	0,5718		1,24	Algorithm converged.	0,59	2,64
Baseline BCVA ETDRS letter score	< 64 letters	281	44,5	11	3,9	284	45,4	9	3,2	1,24	Convergence criterion (GCONV=1E-8) satisfied.	0,51	3,05	0,007	Algorithm converged.	-0,023	0,038	1,24	Algorithm converged.	0,52	2,93	0,6319	0,3651	0,81	Algorithm converged.	0,34	1,92
	>= 64 letters	349	55,2	12	3,4	341	54,6	16	4,7	0,72	Convergence criterion (GCONV=1E-8) satisfied.	0,34	1,55	-0,013	Algorithm converged.	-0,042	0,017	0,73	Algorithm converged.	0,35	1,53	0,4044		1,36	Algorithm converged.	0,66	2,84
	Missing	2	0,3	0	0,0	0	0,0	0	0,0	NE		NE	NE	NE	NE	NE	NE	NE	NE	NE	NE	NE		NE	NE	NE	NE
Geographic region	Europe	219	34,7	5	2,3	218	34,9	7	3,2	0,70	Convergence criterion (GCONV=1E-8) satisfied.	0,22	2,23	-0,009	Algorithm converged.	-0,040	0,021	0,71	Algorithm converged.	0,23	2,21	0,5533	0,4350	1,41	Algorithm converged.	0,45	4,36
	America	344	54,4	17	4,9	339	54,2	18	5,3	0,93	Convergence criterion (GCONV=1E-8) satisfied.	0,47	1,83	-0,004	Algorithm converged.	-0,037	0,029	0,93	Algorithm converged.	0,49	1,78	0,8275		1,07	Algorithm converged.	0,56	2,05
	Asia Pacific (inc. Australia)	69	10,9	1	1,4	68	10,9	0	0,0	*	Quasi-complete separation of data points detected.			*	WARNING: The relative Hessian convergence criterion of 11.992173265 is greater than the limit of 0.0001. The convergence is questionable.			NE	Algorithm converged.	NE	NE	0,3208		NE	Algorithm converged.	NE	NE

Test for interaction based on RR (Log-binomial regression)
* indicates convergence problem. Result is uninterpretable.
Clinical cut-off: YOSEMITE 01NOV2021 and RHINE 28OCT2021

Program: root/global/globalshare/morse_macros/current/prod/program/t_ae_raw.sas
Output: root/clinical_studies/RO6867461/CDT70122/share/ACE_pool_DME_CSR_Final/prod/output_saf_bc/t_ae_raw_sg_AESI6SEV_SEBC_OCTNOV2021_DME.xls
14MAR2022 16:57

POPULATION: Safety-Evaluable Population B vs. C
ENDPOINT: Cases of potential drug-induced liver injury that include an elevated ALT or AST in combination with either an elevated bilirubin or clinical jaundice (Serious) through Week 56
MODEL: Unstratified analysis
STUDY: GM40349 & GM40398
Dichotomous Analysis by Subgroups (Safety)

		Faricimab (PTI) (N=632)				Aflibercept (N=625)				Faricimab (PTI) vs. Aflibercept																	Aflibercept vs. Faricimab (PTI)				
		Patients		Patients with Event		Patients		Patients with Event		Odds Ratio					Absolute Risk Difference						Relative Risk						Relative Risk				
Name	Level	n	%	n	%	n	%	n	%	Odds Ratio		Convergence Reason	95% Lower CL	95% Upper CL	Absolute Risk		Convergence Reason	95% Lower CL	95% Upper CL	Relative Risk		Convergence Reason	95% Lower CL	95% Upper CL	p-value (Cochran-Mantel-Haenszel)	Interaction Test p-value (likelihood ratio)	Relative Risk		Convergence Reason	95% Lower CL	95% Upper CL
All	n/a	632	100,0	0	0	625	100,0	1	0,2		*	Quasi-complete separation of data points detected.				*	WARNING: The relative Hessian convergence criterion of 90.646464276 is greater than the limit of 0.0001. The convergence is questionable.			0,00		Algorithm converged.	0,00	NE	0,3146		>999.99		Algorithm converged.	0,00	NE
Study	Rhine	319	50,5	0	0	314	50,2	0	0,0	NE			NE	NE	NE		NE	NE	NE	NE		NE	NE	NE	NE	NE	NE		NE	NE	NE
	Yosemite	313	49,5	0	0	311	49,8	1	0,3		*	Quasi-complete separation of data points detected.				*	ERROR: The mean parameter is either invalid or at a limit of its range for some observations.			0,00		Algorithm converged.	0,00	NE	0,3158		>999.99		Algorithm converged.	0,00	NE

Includes AEs with onset up to Day 405 (last day of Week 56 analysis visit window).
Test for interaction based on RR (Log-binomial regression)
* indicates convergence problem. Result is uninterpretable.
Clinical cut-off: YOSEMITE 01NOV2021 and RHINE 28OCT2021

Program: root/clinical studies/RO6867461/CDT70122/share/ACE pool DME CSR Final/prod/program/t ae raw.sas
Output: root/clinical_studies/RO6867461/CDT70122/share/ACE_pool_DME_CSR_Final/prod/output_saf_bc/t_ae_raw_sg_AESISER_AEW56_SEBC_OCTNOV2021_DME.xls
11AUG2022 17:24

POPULATION: Safety-Evaluable Population B vs. C
ENDPOINT: Cases of potential drug-induced liver injury that include an elevated ALT or AST in combination with either an elevated bilirubin or clinical jaundice (Serious) through Week 56
MODEL: Unadjusted Analysis
STUDY: GR40349 & GR40398
Forest Plot of Relative Risk

Study	Total n	Aflibercept (N=625) n	Aflibercept (N=625) Responder	Faricimab (PTI) (N=632) n	Faricimab (PTI) (N=632) Responder	Relative Risk	95% CI
All Patients	1257	625	1	632	0	0.00	(0.00, NE)
Study							
Rhine	633	314	0	319	0	NE	NE
Yosemite	624	311	1	313	0	0.00	(0.00, NE)

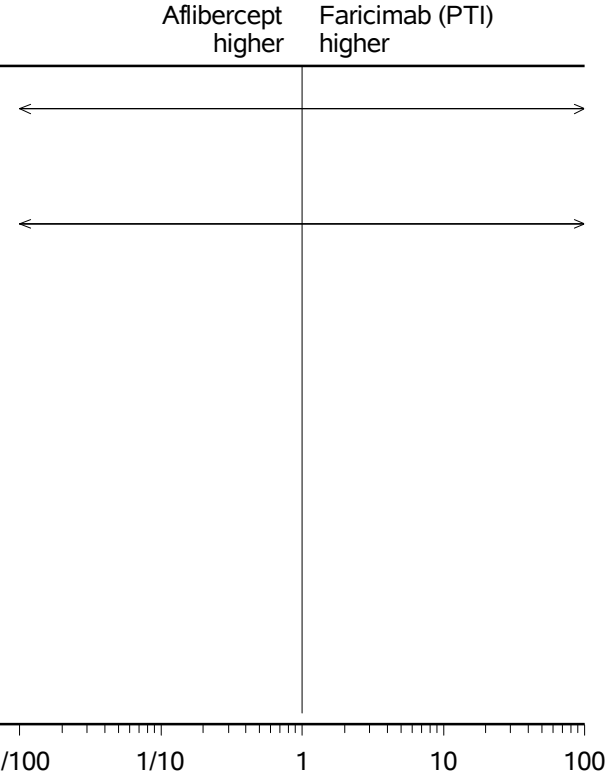

Clinical cut-off: YOSEMITE 01NOV2021 and RHINE 28OCT2021
Program: root/clinical_studies/RO6867461/CDT70122/share/ACE_pool_DME_Base/prod/program/g_forest_rr.sas
Output: root/clinical_studies/RO6867461/CDT70122/share/ACE_pool_DME_CSR_Final/prod/output_saf_bc/g_forest_rr_AESI1SER_AEW56_SEBC_OCTNOV2021_DME.pdf 06OCT2022 18:38

POPULATION: Safety-Evaluable Population B vs. C
ENDPOINT: Cases of potential drug-induced liver injury that include an elevated ALT or AST in combination with either an elevated bilirubin or clinical jaundice (Serious) through Week 56
MODEL: Unstratified Analysis
STUDY: GR40349 & GR40398
Forest Plot of Odds Ratio

		Aflibercept (N=625)		Faricimab (PTI) (N=632)				
Study	**Total n**	**n**	**n Responder**	**n**	**n Responder**	**Odds Ratio**	**95% CI**	
All Patients	1257	625	1	632	0	0.00	(0.00, NE)	
Study								
Rhine	633	314	0	319	0	NE	NE	
Yosemite	624	311	1	313	0	0.00	(0.00, NE)	

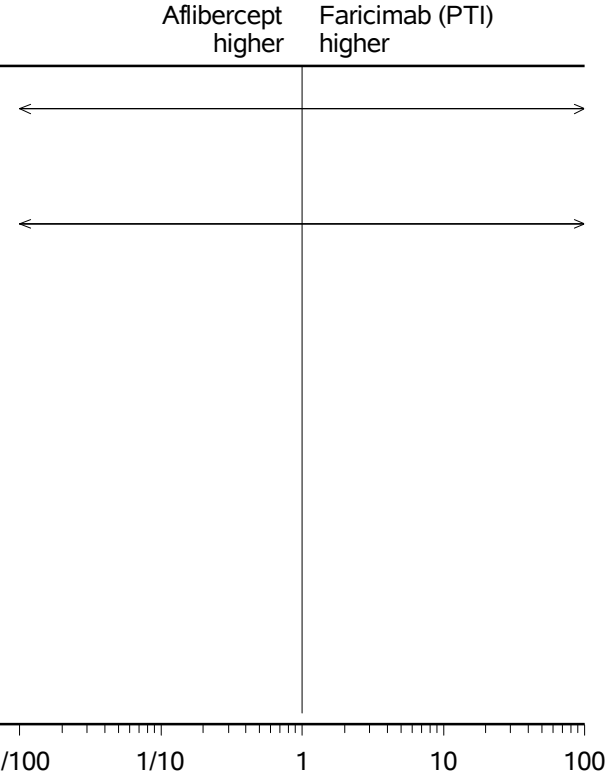

Clinical cut-off: YOSEMITE 01NOV2021 and RHINE 28OCT2021
Program: root/clinical_studies/RO6867461/CDT70122/share/ACE_pool_DME_Base/prod/program/g_forest_or.sas
Output: root/clinical_studies/RO6867461/CDT70122/share/ACE_pool_DME_CSR_Final/prod/output_saf_bc/g_forest_or_AESI1SER_AEW56_SEBC_OCTNOV2021_DME.pdf 04OCT2022 16:38

POPULATION: Safety-Evaluable Population B vs. C
ENDPOINT: Cases of potential drug-induced liver injury that include an elevated ALT or AST in combination with either an elevated bilirubin or clinical jaundice (Serious) through Week 56
MODEL: Unstratified analysis
STUDY: GM40349 & GM40398
Dichotomous Analysis by Subgroups (Safety)

		Faricimab (PTI) (N=632)				Aflibercept (N=625)				Faricimab (PTI) vs. Aflibercept														Aflibercept vs. Faricimab (PTI)			
		Patients		Patients with Event		Patients		Patients with Event		Odds Ratio					Absolute Risk Difference						Relative Risk					Relative Risk			
Name	Level	n	%	n	%	n	%	n	%	Odds Ratio		Convergence Reason	95% Lower CL	95% Upper CL	Absolute Risk		Convergence Reason	95% Lower CL	95% Upper CL	Relative Risk	Convergence Reason	95% Lower CL	95% Upper CL	p-value (Cochran-Mantel-Haenszel)	Interaction Test p-value (likelihood ratio)	Relative Risk		Convergence Reason	95% Lower CL	95% Upper CL
All	n/a	632	100,0	0	0	625	100,0	1	0,2		*	Quasi-complete separation of data points detected.				*	WARNING: The relative Hessian convergence criterion of 90.646464276 is greater than the limit of 0.0001. The convergence is questionable.			0,00	Algorithm converged.	0,00	NE	0,3146		>999.99		Algorithm converged.	0,00	NE
Sex	Male	396	62,7	0	0	363	58,1	0	0,0	NE			NE	NE	NE		NE	NE	NE	NE	NE	NE	NE	NE	NE	NE		NE	NE	NE
	Female	236	37,3	0	0	262	41,9	1	0,4		*	Quasi-complete separation of data points detected.				*	ERROR: Error in computing the link function, its derivatives, or the variance function.			0,00	Algorithm converged.	0,00	NE	0,3426		>999.99		Algorithm converged.	0,00	NE
Age	< 65 years	352	55,7	0	0	362	57,9	0	0,0	NE			NE	NE	NE		NE	NE	NE	NE	NE	NE	NE	NE	NE	NE		NE	NE	NE
	>= 65 years	280	44,3	0	0	263	42,1	1	0,4		*	Quasi-complete separation of data points detected.				*	ERROR: The mean parameter is either invalid or at a limit of its range for some observations.			0,00	Algorithm converged.	0,00	NE	0,3022		>999.99		Algorithm converged.	0,00	NE
Baseline BCVA ETDRS letter score	< 64 letters	281	44,5	0	0	284	45,4	1	0,4		*	Quasi-complete separation of data points detected.				*	ERROR: The mean parameter is either invalid or at a limit of its range for some observations.			0,00	Algorithm converged.	0,00	NE	0,3199	NE	>999.99		Algorithm converged.	0,00	NE
	>= 64 letters	349	55,2	0	0	341	54,6	0	0,0	NE			NE	NE	NE		NE	NE	NE	NE	NE	NE	NE	NE		NE		NE	NE	NE
	Missing	2	0,3	0	0	0	0,0	0	0,0	NE			NE	NE	NE		NE	NE	NE	NE	NE	NE	NE	NE		NE		NE	NE	NE
Geographic region	Europe	219	34,7	0	0	218	34,9	0	0,0	NE			NE	NE	NE		NE	NE	NE	NE	NE	NE	NE	NE	NE	NE		NE	NE	NE
	America	344	54,4	0	0	339	54,2	1	0,3		*	Quasi-complete separation of data points detected.				*	ERROR: The mean parameter is either invalid or at a limit of its range for some observations.			0,00	Algorithm converged.	0,00	NE	0,3138		>999.99		Algorithm converged.	0,00	NE
	Asia Pacific (inc. Australia)	69	10,9	0	0	68	10,9	0	0,0	NE			NE	NE	NE		NE	NE	NE	NE	NE	NE	NE	NE		NE		NE	NE	NE

Includes AEs with onset up to Day 405 (last day of Week 56 analysis visit window).
Test for interaction based on RR (Log-binomial regression)
* indicates convergence problem. Result is uninterpretable.
Clinical cut-off: YOSEMITE 01NOV2021 and RHINE 28OCT2021

Program: root/clinical_studies/RO6867461/CDT70122/share/ACE_pool_DME_CSR_Final/prod/program/t_ae_raw.sas
Output: root/clinical_studies/RO6867461/CDT70122/share/ACE_pool_DME_CSR_Final/prod/output_saf_bc/t_ae_raw_sg_AESI1SER_AEW56_SEBC_OCTNOV2021_DME.xls
11AUG2022 17:24

POPULATION: Safety-Evaluable Population B vs. C
ENDPOINT: Cases of potential drug-induced liver injury that include an elevated ALT or AST in combination with either an elevated bilirubin or clinical jaundice (Serious) throughout the Entire Study
MODEL: Unstratified analysis
STUDY: GM40349 & GM40398
Dichotomous Analysis by Subgroups (Safety)

		Faricimab (PTI) (N=632)				Aflibercept (N=625)				Faricimab (PTI) vs. Aflibercept																	Aflibercept vs. Faricimab (PTI)				
		Patients		Patients with Event		Patients		Patients with Event		Odds Ratio					Absolute Risk Difference						Relative Risk								Relative Risk				
Name	Level	n	%	n	%	n	%	n	%	Odds Ratio		Convergence Reason	95% Lower CL	95% Upper CL	Absolute Risk		Convergence Reason	95% Lower CL	95% Upper CL	Relative Risk		Convergence Reason	95% Lower CL	95% Upper CL	p-value (Cochran-Mantel-Haenszel)	Interaction Test p-value (likelihood ratio)	Relative Risk		Convergence Reason	95% Lower CL	95% Upper CL
All	n/a	632	100,0	0	0	625	100,0	1	0,2		*	Quasi-complete separation of data points detected.				*	WARNING: The relative Hessian convergence criterion of 90.646644276 is greater than the limit of 0.0001. The convergence is questionable.			0,00		Algorithm converged.	0,00	NE	0,3146		>999.99		Algorithm converged.	0,00	NE
Study	Rhine	319	50,5	0	0	314	50,2	0	0,0	NE			NE	NE	NE		NE	NE	NE	NE		NE	NE	NE	NE	NE	NE		NE	NE	NE
	Yosemite	313	49,5	0	0	311	49,8	1	0,3		*	Quasi-complete separation of data points detected.				*	ERROR: The mean parameter is either invalid or at a limit of its range for some observations.			0,00		Algorithm converged.	0,00	NE	0,3158		>999.99		Algorithm converged.	0,00	NE

Test for interaction based on RR (Log-binomial regression)
* indicates convergence problem. Result is uninterpretable.
Clinical cut-off: YOSEMITE 01NOV2021 and RHINE 28OCT2021

Program: root/global/globalshare/morse_macros/current/prod/program/t_ae_raw.sas
Output: root/clinical_studies/RO6867461/CDT70122/share/ACE_pool_DME_CSR_Final/prod/output_saf_bc/t_ae_raw_sg2_AESI1SER_SEBC_OCTNOV2021_DME.xls
14MAR2022 18:13

POPULATION: Safety-Evaluable Population B vs. C

ENDPOINT: Cases of potential drug-induced liver injury that include an elevated ALT or AST in combination with either an elevated bilirubin or clinical jaundice (Serious) throughout the Entire Study

MODEL: Unadjusted Analysis

STUDY: GR40349 & GR40398

Forest Plot of Relative Risk

		Aflibercept (N=625)		Faricimab (PTI) (N=632)				
Study	**Total n**	**n**	**n Responder**	**n**	**n Responder**	**Relative Risk**	**95% CI**	
All Patients	1257	625	1	632	0	0.00	(0.00, NE)	
Study								
Rhine	633	314	0	319	0	NE	NE	
Yosemite	624	311	1	313	0	0.00	(0.00, NE)	

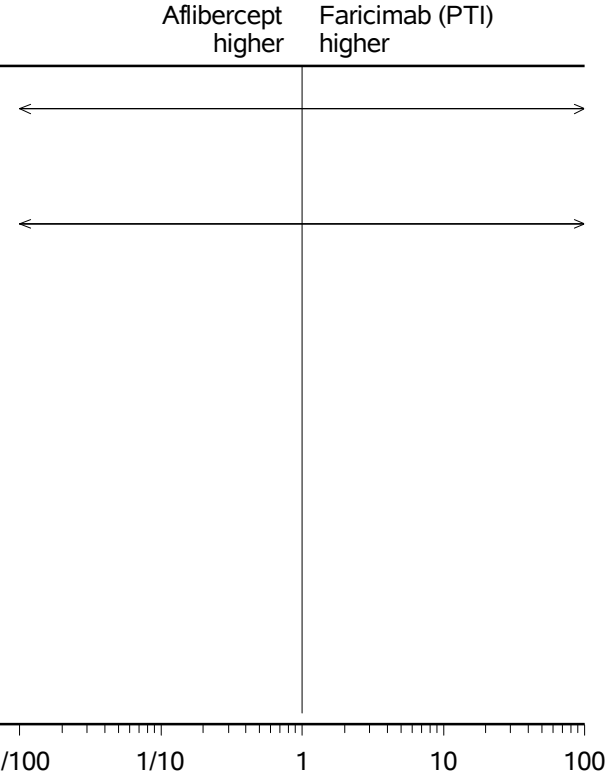

Clinical cut-off: YOSEMITE 01NOV2021 and RHINE 28OCT2021

Program: root/clinical_studies/RO6867461/CDT70122/share/ACE_pool_DME_Base/prod/program/g_forest_rr.sas

Output: root/clinical_studies/RO6867461/CDT70122/share/ACE_pool_DME_CSR_Final/prod/output_saf_bc/g_forest_rr_AESI1SER_SEBC_OCTNOV2021_DME.pdf 06OCT2022 18:39

POPULATION: Safety-Evaluable Population B vs. C
ENDPOINT: Cases of potential drug-induced liver injury that include an elevated ALT or AST in combination with either an elevated bilirubin or clinical jaundice (Serious) throughout the Entire Study
MODEL: Unstratified Analysis
STUDY: GR40349 & GR40398
Forest Plot of Odds Ratio

		Aflibercept (N=625)		Faricimab (PTI) (N=632)				
Study	**Total n**	**n**	**n Responder**	**n**	**n Responder**	**Odds Ratio**	**95% CI**	
All Patients	1257	625	1	632	0	0.00	(0.00, NE)	
Study								
Rhine	633	314	0	319	0	NE	NE	
Yosemite	624	311	1	313	0	0.00	(0.00, NE)	

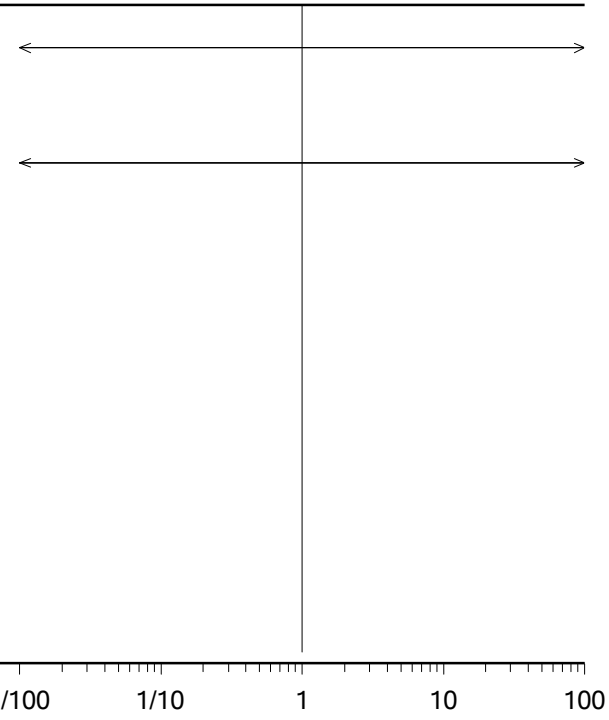

Clinical cut-off: YOSEMITE 01NOV2021 and RHINE 28OCT2021
Program: root/clinical_studies/RO6867461/CDT70122/share/ACE_pool_DME_Base/prod/program/g_forest_or.sas
Output: root/clinical_studies/RO6867461/CDT70122/share/ACE_pool_DME_CSR_Final/prod/output_saf_bc/g_forest_or_AESI1SER_SEBC_OCTNOV2021_DME.pdf 04OCT2022 16:39

POPULATION: Safety-Evaluable Population B vs. C
ENDPOINT: Cases of potential drug-induced liver injury that include an elevated ALT or AST in combination with either an elevated bilirubin or clinical jaundice (Serious) throughout the Entire Study
MODEL: Unstratified analysis
STUDY: GR40349 & GR40398
Dichotomous Analysis by Subgroups (Safety)

		Faricimab (PTI) (N=632)				Aflibercept (N=625)				Faricimab (PTI) vs. Aflibercept															Aflibercept vs. Faricimab (PTI)			
		Patients		Patients with Event		Patients		Patients with Event		Odds Ratio					Absolute Risk Difference				Relative Risk						Relative Risk			
Name	Level	n	%	n	%	n	%	n	%	Odds Ratio		Convergence Reason	95% Lower CL	95% Upper CL	Absolute Risk		Convergence Reason	95% Lower CL	95% Upper CL	Relative Risk		Convergence Reason	95% Lower CL	95% Upper CL	p-value (Cochran Mantel-Haenszel)	Interaction Test p-value (likelihood ratio)	Relative Risk		Convergence Reason	95% Lower CL	95% Upper CL
All	n/a	632	100,0	0	0	625	100,0	1	0,2		*	Quasi-complete separation of data points detected.				*	WARNING: The relative Hessian convergence criterion of 90.6464642276 is greater than the limit of 0.0001. The convergence is questionable.			0,00		Algorithm converged.	0,00	NE	0,3146		>999.99		Algorithm converged.	0,00	NE
Sex	Male	396	62,7	0	0	363	58,1	0	0,0	NE			NE	NE	NE		NE	NE	NE	NE		NE	NE	NE	NE	NE	NE		NE	NE	NE
	Female	236	37,3	0	0	262	41,9	1	0,4		*	Quasi-complete separation of data points detected.				*	ERROR: Error in computing the link function, its derivatives, or the variance function.			0,00		Algorithm converged.	0,00	NE	0,3426		>999.99		Algorithm converged.	0,00	NE
Age	< 65 years	352	55,7	0	0	362	57,9	0	0,0	NE			NE	NE	NE		NE	NE	NE	NE		NE	NE	NE	NE	NE	NE		NE	NE	NE
	>= 65 years	280	44,3	0	0	263	42,1	1	0,4		*	Quasi-complete separation of data points detected.				*	ERROR: The mean parameter is either invalid or at a limit of its range for some observations.			0,00		Algorithm converged.	0,00	NE	0,3022		>999.99		Algorithm converged.	0,00	NE
Baseline BCVA ETDRS letter score	< 64 letters	281	44,5	0	0	284	45,4	1	0,4		*	Quasi-complete separation of data points detected.				*	ERROR: The mean parameter is either invalid or at a limit of its range for some observations.			0,00		Algorithm converged.	0,00	NE	0,3199	NE	>999.99		Algorithm converged.	0,00	NE
	>= 64 letters	349	55,2	0	0	341	54,6	0	0,0	NE			NE	NE	NE		NE	NE	NE	NE		NE	NE	NE	NE		NE		NE	NE	NE
	Missing	2	0,3	0	0	0	0,0	0	0,0	NE			NE	NE	NE		NE	NE	NE	NE		NE	NE	NE	NE		NE		NE	NE	NE
Geographic region	Europe	219	34,7	0	0	218	34,9	0	0,0	NE			NE	NE	NE		NE	NE	NE	NE		NE	NE	NE	NE	NE	NE		NE	NE	NE
	America	344	54,4	0	0	339	54,2	1	0,3		*	Quasi-complete separation of data points detected.				*	ERROR: The mean parameter is either invalid or at a limit of its range for some observations.			0,00		Algorithm converged.	0,00	NE	0,3138		>999.99		Algorithm converged.	0,00	NE
	Asia Pacific (inc. Australia)	69	10,9	0	0	68	10,9	0	0,0	NE			NE	NE	NE		NE	NE	NE	NE		NE	NE	NE	NE		NE		NE	NE	NE

Test for interaction based on RR (Log-binomial regression)
* indicates convergence problem. Result is uninterpretable.
Clinical cut-off: YOSEMITE 01NOV2021 and RHINE 28OCT2021

Program: root/global/globalshare/morse_macros/current/prod/program/t_ae_raw.sas
Output: root/clinical_studies/RO6867461/CDT70122/share/ACE_pool_DME_CSR_Final/prod/output_saf_bc/t_ae_raw_sg_AESI1SER_SEBC_OCTNOV2021_DME.xls
14MAR2022 15:59

POPULATION: Safety-Evaluable Population B vs. C
ENDPOINT: Suspected transmission of an infectious agent by the study drug (Study Eye, Serious) through Week 56
MODEL: Unstratified analysis
STUDY: GR40349 & GR40398
Dichotomous Analysis by Subgroups (Safety)

Null Report: No results could be derived for this output.

Includes AEs with onset up to Day 405 (last day of Week 56 analysis visit window).
Test for interaction based on RR (Log-binomial regression)
* indicates convergence problem. Result is uninterpretable.
Clinical cut-off: YOSEMITE 01NOV2021 and RHINE 28OCT2021

Program: root/clinical_studies/RO6867461/CDT70122/share/ACE_pool_DME_CSR_Final/prod/program/t_ae_raw.sas
Output: root/clinical_studies/RO6867461/CDT70122/share/ACE_pool_DME_CSR_Final/prod/output_saf_bc/t_ae_raw_sg2_AESI2aSER_AEW56_SEBC_OCTNOV2021_DME.xls
26AUG2022 11:09

POPULATION: Safety-Evaluable Population B vs. C
ENDPOINT: Suspected transmission of an infectious agent by the study drug (Study Eye, Serious) through Week 56
MODEL: Unstratified analysis
STUDY: GR40349 & GR40398
Dichotomous Analysis by Subgroups (Safety)

Null Report: No results could be derived for this output.

Includes AEs with onset up to Day 405 (last day of Week 56 analysis visit window).
Test for interaction based on RR (Log-binomial regression)
* indicates convergence problem. Result is uninterpretable.
Clinical cut-off: YOSEMITE 01NOV2021 and RHINE 28OCT2021

Program: root/clinical_studies/RO6867461/CDT70122/share/ACE_pool_DME_CSR_Final/prod/program/t_ae_raw.sas
Output: root/clinical_studies/RO6867461/CDT70122/share/ACE_pool_DME_CSR_Final/prod/output_saf_bc/t_ae_raw_sg_AESI2aSER_AEW56_SEBC_OCTNOV2021_DME.xls
26AUG2022 10:56

POPULATION: Safety-Evaluable Population B vs. C
ENDPOINT: Suspected transmission of an infectious agent by the study drug (Study Eye, Serious) throughout the Entire Study
MODEL: Unstratified analysis
STUDY: GR40349 & GR40398
Dichotomous Analysis by Subgroups (Safety)

Null Report: No results could be derived for this output.

Test for interaction based on RR (Log-binomial regression)
* indicates convergence problem. Result is uninterpretable.
Clinical cut-off: YOSEMITE 01NOV2021 and RHINE 28OCT2021

Program: root/global/globalshare/morse_macros/current/prod/program/t_ae_raw.sas
Output: root/clinical_studies/RO6867461/CDT70122/share/ACE_pool_DME_CSR_Final/prod/output_saf_bc/t_ae_raw_sg2_AESI2aSER_SEBC_OCTNOV2021_DME.xls
14MAR2022 18:16

POPULATION: Safety-Evaluable Population B vs. C
ENDPOINT: Suspected transmission of an infectious agent by the study drug (Study Eye, Serious) throughout the Entire Study
MODEL: Unstratified analysis
STUDY: GR40349 & GR40398
Dichotomous Analysis by Subgroups (Safety)

Null Report: No results could be derived for this output.

Test for interaction based on RR (Log-binomial regression)
* indicates convergence problem. Result is uninterpretable.
Clinical cut-off: YOSEMITE 01NOV2021 and RHINE 28OCT2021

Program: root/global/globalshare/morse_macros/current/prod/program/t_ae_raw.sas
Output: root/clinical_studies/RO6867461/CDT70122/share/ACE_pool_DME_CSR_Final/prod/output_saf_bc/t_ae_raw_sg_AESI2aSER_SEBC_OCTNOV2021_DME.xls
14MAR2022 16:02

POPULATION: Safety-Evaluable Population B vs. C
ENDPOINT: Suspected transmission of an infectious agent by the study drug (Fellow Eye, Serious) through Week 56
MODEL: Unstratified analysis
STUDY: GR40349 & GR40398
Dichotomous Analysis by Subgroups (Safety)

Null Report: No results could be derived for this output.

Includes AEs with onset up to Day 405 (last day of Week 56 analysis visit window).
Test for interaction based on RR (Log-binomial regression)
* indicates convergence problem. Result is uninterpretable.
Clinical cut-off: YOSEMITE 01NOV2021 and RHINE 28OCT2021

Program: root/clinical_studies/RO6867461/CDT70122/share/ACE_pool_DME_CSR_Final/prod/program/t_ae_raw.sas
Output: root/clinical_studies/RO6867461/CDT70122/share/ACE_pool_DME_CSR_Final/prod/output_saf_bc/t_ae_raw_sg2_AESI2bSER_AEW56_SEBC_OCTNOV2021_DME.xls
26AUG2022 11:11

POPULATION: Safety-Evaluable Population B vs. C
ENDPOINT: Suspected transmission of an infectious agent by the study drug (Fellow Eye, Serious) through Week 56
MODEL: Unstratified analysis
STUDY: GR40349 & GR40398
Dichotomous Analysis by Subgroups (Safety)

Null Report: No results could be derived for this output.

Includes AEs with onset up to Day 405 (last day of Week 56 analysis visit window).
Test for interaction based on RR (Log-binomial regression)
* indicates convergence problem. Result is uninterpretable.
Clinical cut-off: YOSEMITE 01NOV2021 and RHINE 28OCT2021

Program: root/clinical_studies/RO6867461/CDT70122/share/ACE_pool_DME_CSR_Final/prod/program/t_ae_raw.sas
Output: root/clinical_studies/RO6867461/CDT70122/share/ACE_pool_DME_CSR_Final/prod/output_saf_bc/t_ae_raw_sg_AESI2bSER_AEW56_SEBC_OCTNOV2021_DME.xls
26AUG2022 10:58

POPULATION: Safety-Evaluable Population B vs. C
ENDPOINT: Suspected transmission of an infectious agent by the study drug (Fellow Eye, Serious) throughout the Entire Study
MODEL: Unstratified analysis
STUDY: GR40349 & GR40398
Dichotomous Analysis by Subgroups (Safety)

Null Report: No results could be derived for this output.

Test for interaction based on RR (Log-binomial regression)
* indicates convergence problem. Result is uninterpretable.
Clinical cut-off: YOSEMITE 01NOV2021 and RHINE 28OCT2021

Program: root/global/globalshare/morse_macros/current/prod/program/t_ae_raw.sas
Output: root/clinical_studies/RO6867461/CDT70122/share/ACE_pool_DME_CSR_Final/prod/output_saf_bc/t_ae_raw_sg2_AESI2bSER_SEBC_OCTNOV2021_DME.xls
14MAR2022 18:31

POPULATION: Safety-Evaluable Population B vs. C
ENDPOINT: Suspected transmission of an infectious agent by the study drug (Fellow Eye, Serious) throughout the Entire Study
MODEL: Unstratified analysis
STUDY: GR40349 & GR40398
Dichotomous Analysis by Subgroups (Safety)

Null Report: No results could be derived for this output.

Test for interaction based on RR (Log-binomial regression)
* indicates convergence problem. Result is uninterpretable.
Clinical cut-off: YOSEMITE 01NOV2021 and RHINE 28OCT2021

Program: root/global/globalshare/morse_macros/current/prod/program/t_ae_raw.sas
Output: root/clinical_studies/RO6867461/CDT70122/share/ACE_pool_DME_CSR_Final/prod/output_saf_bc/t_ae_raw_sg_AESI2bSER_SEBC_OCTNOV2021_DME.xls
14MAR2022 16:15

POPULATION: Safety-Evaluable Population B vs. C
ENDPOINT: Causes a decrease of >= 30 letters in VA Score lasting more than 1 hour (Study Eye, Serious) through Week 56
MODEL: Unstratified analysis
STUDY: GM40349 & GM40398
Dichotomous Analysis by Subgroups (Safety)

		Faricimab (PTI) (N=632)				Aflibercept (N=625)				Faricimab (PTI) vs. Aflibercept																		Aflibercept vs. Faricimab (PTI)				
		Patients		Patients with Event		Patients		Patients with Event		Odds Ratio				Absolute Risk Difference				Relative Risk								Relative Risk							
Name	Level	n	%	n	%	n	%	n	%	Odds Ratio		Convergence Reason	95% Lower CL	95% Upper CL	Absolute Risk		Convergence Reason	95% Lower CL	95% Upper CL	Relative Risk		Convergence Reason	95% Lower CL	95% Upper CL	p-value (Cochran-Mantel-Haenszel)	Interaction Test p-value (likelihood ratio)	Relative Risk		Convergence Reason	95% Lower CL	95% Upper CL	
All	n/a	632	100,0	8	1,3	625	100,0	3	0,5	2,66		Convergence criterion (GCONV=1E-8) satisfied.	0,70	10,07	0,008		Algorithm converged.	-0,002	0,018	2,64		Algorithm converged.	0,70	9,89	0,1349		0,38		Algorithm converged.	0,10	1,42
Study	Rhine	319	50,5	6	1,9	314	50,2	2	0,6	2,99		Convergence criterion (GCONV=1E-8) satisfied.	0,60	14,93	0,012		Algorithm converged.	-0,005	0,030	2,95		Algorithm converged.	0,60	14,52	0,1616	0,7891	0,34		Algorithm converged.	0,07	1,67
	Yosemite	313	49,5	2	0,6	311	49,8	1	0,3	1,99		Convergence criterion (GCONV=1E-8) satisfied.	0,18	22,19	0,003		Algorithm converged.	-0,008	0,014	1,99		Algorithm converged.	0,18	21,80	0,5668		0,50		Algorithm converged.	0,05	5,52

Includes AEs with onset up to Day 405 (last day of Week 56 analysis visit window).
Test for interaction based on RR (log-binomial regression)
* indicates convergence problem. Result is uninterpretable.
Clinical cut-off: YOSEMITE 01NOV2021 and RHINE 28OCT2021

Program: root/clinical_studies/RO6867461/CDT70122/share/ACE_pool_DME_CSR_Final/prod/program/t_ae_raw.sas
Output: root/clinical_studies/RO6867461/CDT70122/share/ACE_pool_DME_CSR_Final/prod/output_saf_bc/t_ae_raw_sg_AESI3aSER_AEW56_SEBC_OCTNOV2021_DME.xls
11AUG2022 17:31

POPULATION: Safety-Evaluable Population B vs. C
ENDPOINT: Causes a decrease of >= 30 letters in VA Score lasting more than 1 hour (Study Eye, Serious) through Week 56
MODEL: Unadjusted Analysis
STUDY: GR40349 & GR40398
Forest Plot of Relative Risk

		Aflibercept (N=625)		Faricimab (PTI) (N=632)				
Study	**Total n**	**n**	**n Responder**	**n**	**n Responder**	**Relative Risk**	**95% CI**	
All Patients	1257	625	3	632	8	2.64	(0.70, 9.89)	
Study								
Rhine	633	314	2	319	6	2.95	(0.60, 14.52)	
Yosemite	624	311	1	313	2	1.99	(0.18, 21.80)	

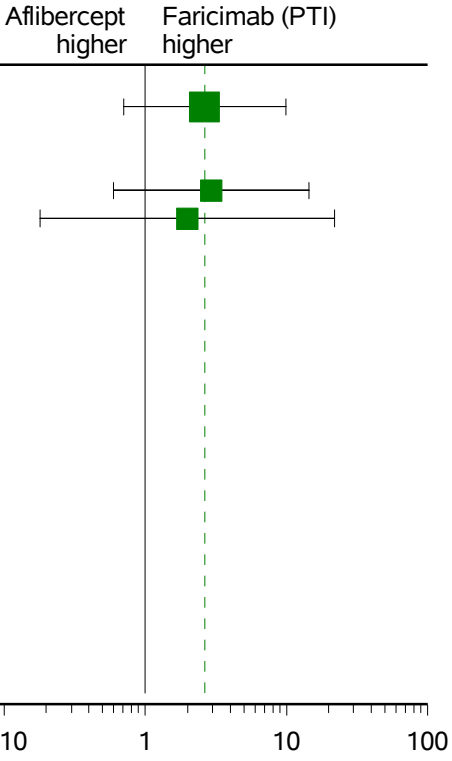

Clinical cut-off: YOSEMITE 01NOV2021 and RHINE 28OCT2021
Program: root/clinical_studies/RO6867461/CDT70122/share/ACE_pool_DME_Base/prod/program/g_forest_rr.sas
Output: root/clinical_studies/RO6867461/CDT70122/share/ACE_pool_DME_CSR_Final/prod/output_saf_bc/g_forest_rr_AESI3aSER_AEW56_SEBC_OCTNOV2021_DME.pdf 06OCT2022 18:43

POPULATION: Safety-Evaluable Population B vs. C
ENDPOINT: Causes a decrease of >= 30 letters in VA Score lasting more than 1 hour (Study Eye, Serious) through Week 56
MODEL: Unstratified Analysis
STUDY: GR40349 & GR40398
Forest Plot of Odds Ratio

Study	Total n	Aflibercept (N=625) n	Aflibercept (N=625) n Responder	Faricimab (PTI) (N=632) n	Faricimab (PTI) (N=632) n Responder	Odds Ratio	95% CI
All Patients	1257	625	3	632	8	2.66	(0.70, 10.07)
Study							
Rhine	633	314	2	319	6	2.99	(0.60, 14.93)
Yosemite	624	311	1	313	2	1.99	(0.18, 22.10)

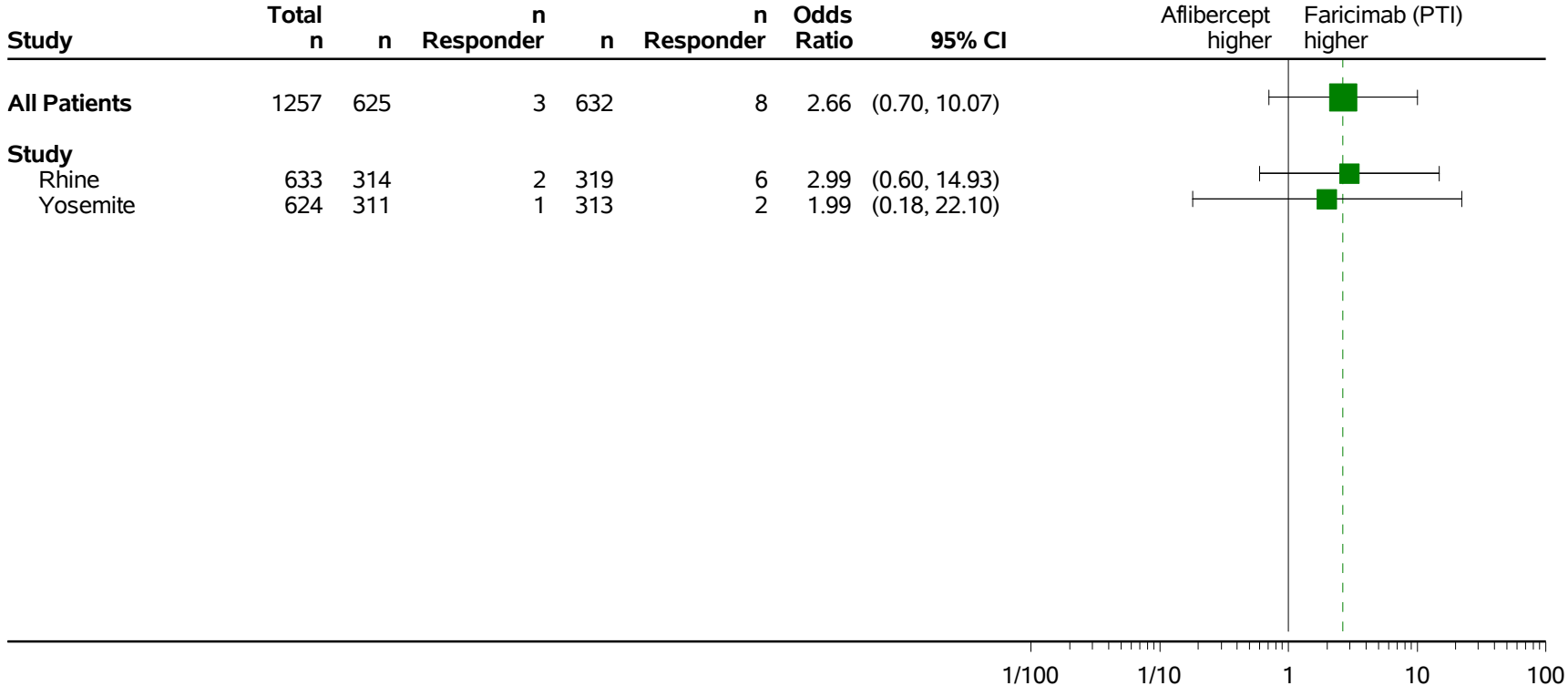

Clinical cut-off: YOSEMITE 01NOV2021 and RHINE 28OCT2021
Program: root/clinical_studies/RO6867461/CDT70122/share/ACE_pool_DME_Base/prod/program/g_forest_or.sas
Output: root/clinical_studies/RO6867461/CDT70122/share/ACE_pool_DME_CSR_Final/prod/output_saf_bc/g_forest_or_AESI3aSER_AEW56_SEBC_OCTNOV2021_DME.pdf 04OCT2022 16:42

POPULATION: Safety-Evaluable Population B vs. C
ENDPOINT: Causes a decrease of >= 30 letters in VA Score lasting more than 1 hour (Study Eye, Serious) through Week 56
MODEL: Unstratified analysis
STUDY: GM40349 & GM40398
Dichotomous Analysis by Subgroups (Safety)

		Faricimab (PTI) (N=632)				Aflibercept (N=625)				Faricimab (PTI) vs. Aflibercept																Aflibercept vs. Faricimab (PTI)				
		Patients		Patients with Event		Patients		Patients with Event		Odds Ratio					Absolute Risk Difference						Relative Risk					Relative Risk				
Name	Level	n	%	n	%	n	%	n	%	Odds Ratio		Convergence Reason	95% Lower CL	95% Upper CL	Absolute Risk		Convergence Reason	95% Lower CL	95% Upper CL	Relative Risk		Convergence Reason	95% Lower CL	95% Upper CL	p-value (Cochran-Mantel-Haenszel)	Interaction Test p-value (likelihood ratio)	Relative Risk		Convergence Reason	95% Lower CL	95% Upper CL
All	n/a	632	100,0	8	1,3	625	100,0	3	0,5	2,66		Convergence criterion (GCONV=1E-8) satisfied.	0,70	10,07	0,008		Algorithm converged.	-0,002	0,018	2,64		Algorithm converged.	0,70	9,89	0,1349		0,38		Algorithm converged.	0,10	1,42
Sex	Male	396	62,7	3	0,8	363	58,1	3	0,8	0,92		Convergence criterion (GCONV=1E-8) satisfied.	0,18	4,57	-0,001		Algorithm converged.	-0,013	0,012	0,92		Algorithm converged.	0,19	4,51	0,9148	0,0233	1,09		Algorithm converged.	0,22	5,37
	Female	236	37,3	5	2,1	262	41,9	0	0,0		*	Quasi-complete separation of data points detected.				*	WARNING: Negative of Hessian not positive definite.			NE		Algorithm converged.	NE	NE	0,0180		NE		Algorithm converged.	NE	NE
Age	< 65 years	352	55,7	5	1,4	362	57,9	2	0,6	2,59		Convergence criterion (GCONV=1E-8) satisfied.	0,50	13,46	0,009		Algorithm converged.	-0,006	0,023	2,57		Algorithm converged.	0,50	13,16	0,2396	0,9484	0,39		Algorithm converged.	0,08	1,99
	>= 65 years	280	44,3	3	1,1	263	42,1	1	0,4	2,84		Convergence criterion (GCONV=1E-8) satisfied.	0,29	27,45	0,007		Algorithm converged.	-0,007	0,021	2,82		Algorithm converged.	0,29	26,92	0,3470		0,35		Algorithm converged.	0,04	3,39
Baseline BCVA ETDRS letter score	< 64 letters	281	44,5	5	1,8	284	45,4	1	0,4	5,13		Convergence criterion (GCONV=1E-8) satisfied.	0,60	44,16	0,014		Algorithm converged.	-0,003	0,031	5,05		Algorithm converged.	0,59	42,98	0,0983	0,3701	0,20		Algorithm converged.	0,02	1,68
	>= 64 letters	349	55,2	3	0,9	341	54,6	2	0,6	1,47		Convergence criterion (GCONV=1E-8) satisfied.	0,24	8,85	0,003		Algorithm converged.	-0,010	0,015	1,47		Algorithm converged.	0,25	8,72	0,6726		0,68		Algorithm converged.	0,11	4,06
	Missing	2	0,3	0	0,0	0	0,0	0	0,0	NE			NE	NE	NE		NE	NE	NE	NE		NE	NE	NE	NE		NE		NE	NE	NE
Geographic region	Europe	219	34,7	3	1,4	218	34,9	0	0,0		*	Quasi-complete separation of data points detected.				*	WARNING: Negative of Hessian not positive definite.			NE		Algorithm converged.	NE	NE	0,0833	NE	NE		Algorithm converged.	NE	NE
	America	344	54,4	5	1,5	339	54,2	3	0,9	1,63		Convergence criterion (GCONV=1E-8) satisfied.	0,39	6,97	0,006		Algorithm converged.	-0,010	0,022	1,64		Algorithm converged.	0,40	6,82	0,4902		0,61		Algorithm converged.	0,15	2,53
	Asia Pacific (inc. Australia)	69	10,9	0	0,0	68	10,9	0	0,0	NE			NE	NE	NE		NE	NE	NE	NE		NE	NE	NE	NE		NE		NE	NE	NE

Includes AEs with onset up to Day 405 (last day of Week 56 analysis visit window).
Test for interaction based on RR (Log-binomial regression)
* indicates convergence problem. Result is uninterpretable.
Clinical cut-off: YOSEMITE 01NOV2021 and RHINE 28OCT2021

Program: root/clinical_studies/RO6867461/CDT70122/share/ACE_pool_DME_CSR_Final/prod/program/t_ae_raw.sas
Output: root/clinical_studies/RO6867461/CDT70122/share/ACE_pool_DME_CSR_Final/prod/output_saf_bc/t_ae_raw_sg_AESI3aSER_AEW56_SERC_OCTNOV2021_DME.xls
11AUG2022 17:31

POPULATION: Safety-Evaluable Population B vs. C
ENDPOINT: Causes a decrease of >= 30 letters in VA Score lasting more than 1 hour (Study Eye, Serious) throughout the Entire Study
MODEL: Unstratified analysis
STUDY: GM40349 & GM40398
Dichotomous Analysis by Subgroups (Safety)

		Faricimab (PTI) (N=632)				Aflibercept (N=625)				Faricimab (PTI) vs. Aflibercept																Aflibercept vs. Faricimab (PTI)			
		Patients		Patients with Event		Patients		Patients with Event		Odds Ratio				Absolute Risk Difference				Relative Risk								Relative Risk			
Name	Level	n	%	n	%	n	%	n	%	Odds Ratio	Convergence Reason	95% Lower CL	95% Upper CL	Absolute Risk	Convergence Reason	95% Lower CL	95% Upper CL	Relative Risk	Convergence Reason	95% Lower CL	95% Upper CL	p-value (Cochran-Mantel-Haenszel)	Interaction Test p-value (likelihood ratio)	Relative Risk	Convergence Reason	95% Lower CL	95% Upper CL
All	n/a	632	100,0	23	3,6	625	100,0	15	2,4	1,54	Convergence criterion (GCONV=1E-8) satisfied.	0,79	2,97	0,012	Algorithm converged.	-0,007	0,031	1,52	Algorithm converged.	0,80	2,88	0,1997		0,66	Algorithm converged.	0,35	1,23
Study	Rhine	318	50,3	16	5,0	314	50,2	9	2,9	1,79	Convergence criterion (GCONV=1E-8) satisfied.	0,78	4,11	0,021	Algorithm converged.	-0,009	0,052	1,75	Algorithm converged.	0,78	3,90	0,1654	0,5486	0,57	Algorithm converged.	0,26	1,27
	Yosemite	313	49,5	7	2,2	311	49,8	6	1,9	1,16	Convergence criterion (GCONV=1E-8) satisfied.	0,39	3,50	0,003	Algorithm converged.	-0,019	0,025	1,16	Algorithm converged.	0,39	3,43	0,7884		0,86	Algorithm converged.	0,29	2,54

Test for interaction based on RR (Log-binomial regression)
* indicates convergence problem. Result is uninterpretable.
Clinical cut-off: YOSEMITE 01NOV2021 and RHINE 28OCT2021

Program: root/global/globalshare/morse_macros/current/prod/program/t_ae_raw.sas
Output: root/clinical_studies/RO6867461/CDT70122/share/ACE_pool_DME_CSR_Final/prod/output_saf_bc/t_ae_raw_sg2_AESI3aSER_SEBC_OCTNOV2021_DME.xls
14MAR2022 18:20

POPULATION: Safety-Evaluable Population B vs. C
ENDPOINT: Causes a decrease of >= 30 letters in VA Score lasting more than 1 hour (Study Eye, Serious) throughout the Entire Study
MODEL: Unadjusted Analysis
STUDY: GR40349 & GR40398
Forest Plot of Relative Risk

Study	Total n	Aflibercept (N=625) n	Aflibercept (N=625) n Responder	Faricimab (PTI) (N=632) n	Faricimab (PTI) (N=632) n Responder	Relative Risk	95% CI
All Patients	1257	625	15	632	23	1.52	(0.80, 2.88)
Study							
Rhine	633	314	9	319	16	1.75	(0.78, 3.90)
Yosemite	624	311	6	313	7	1.16	(0.39, 3.41)

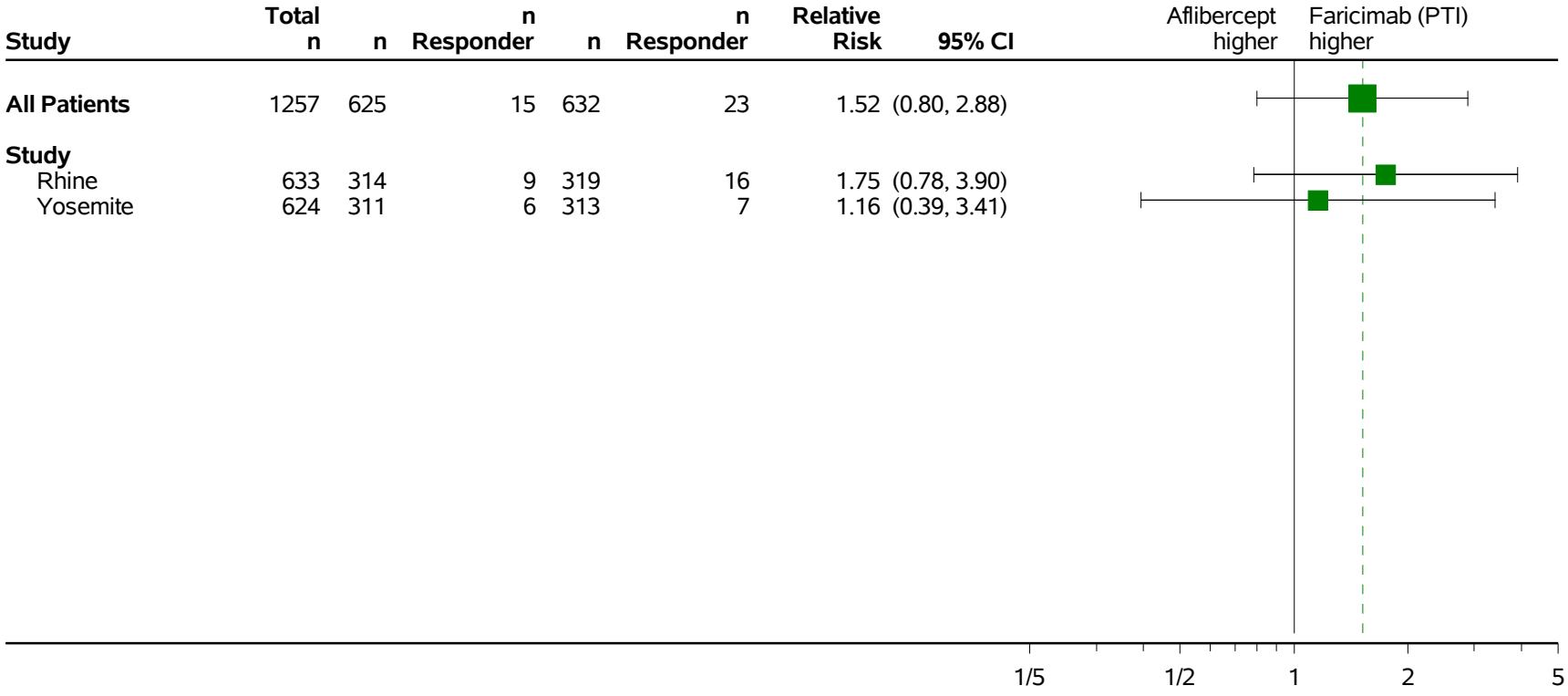

Clinical cut-off: YOSEMITE 01NOV2021 and RHINE 28OCT2021
Program: root/clinical_studies/RO6867461/CDT70122/share/ACE_pool_DME_Base/prod/program/g_forest_rr.sas
Output: root/clinical_studies/RO6867461/CDT70122/share/ACE_pool_DME_CSR_Final/prod/output_saf_bc/g_forest_rr_AESI3aSER_SEBC_OCTNOV2021_DME.pdf 06OCT2022 18:44

POPULATION: Safety-Evaluable Population B vs. C
ENDPOINT: Causes a decrease of >= 30 letters in VA Score lasting more than 1 hour (Study Eye, Serious) throughout the Entire Study
MODEL: Unstratified Analysis
STUDY: GR40349 & GR40398
Forest Plot of Odds Ratio

		Aflibercept (N=625)		Faricimab (PTI) (N=632)				
Study	**Total n**	**n**	**n Responder**	**n**	**n Responder**	**Odds Ratio**	**95% CI**	
All Patients	1257	625	15	632	23	1.54	(0.79, 2.97)	
Study								
Rhine	633	314	9	319	16	1.79	(0.78, 4.11)	
Yosemite	624	311	6	313	7	1.16	(0.39, 3.50)	

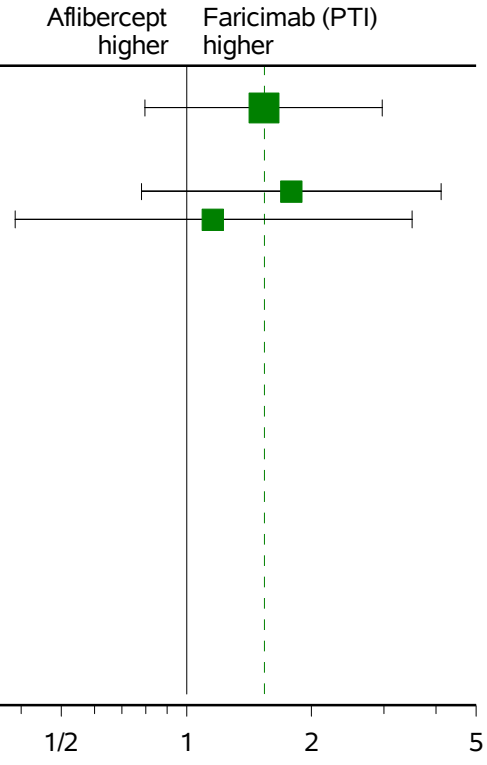

Clinical cut-off: YOSEMITE 01NOV2021 and RHINE 28OCT2021
Program: root/clinical_studies/RO6867461/CDT70122/share/ACE_pool_DME_Base/prod/program/g_forest_or.sas
Output: root/clinical_studies/RO6867461/CDT70122/share/ACE_pool_DME_CSR_Final/prod/output_saf_bc/g_forest_or_AESI3aSER_SEBC_OCTNOV2021_DME.pdf 04OCT2022 16:43

POPULATION: Safety-Evaluable Population B vs. C
ENDPOINT: Causes a decrease of >= 30 letters in VA Score lasting more than 1 hour (Study Eye, Serious) throughout the Entire Study
MODEL: Unstratified analysis
STUDY: GR40349 & GR40398
Dichotomous Analysis by Subgroups (Safety)

		Faricimab (PTI) (N=632)				Aflibercept (N=625)				Faricimab (PTI) vs. Aflibercept													Aflibercept vs. Faricimab (PTI)			
		Patients		Patients with Event		Patients		Patients with Event		Odds Ratio				Absolute Risk Difference				Relative Risk						Relative Risk			
Name	Level	n	%	n	%	n	%	n	%	Odds Ratio	Convergence Reason	95% Lower CL	95% Upper CL	Absolute Risk	Convergence Reason	95% Lower CL	95% Upper CL	Relative Risk	Convergence Reason	95% Lower CL	95% Upper CL	p-value (Cochran-Mantel-Haenszel)	Interaction Test p-value (likelihood ratio)	Relative Risk	Convergence Reason	95% Lower CL	95% Upper CL
All	n/a	632	100,0	23	3,6	625	100,0	15	2,4	1,54	Convergence criterion (GCONV=1E-8) satisfied.	0,79	2,97	0,012	Algorithm converged.	-0,007	0,031	1,52	Algorithm converged.	0,80	2,88	0,1997		0,66	Algorithm converged.	0,35	1,25
Sex	Male	396	62,7	10	2,5	363	58,1	10	2,8	0,91	Convergence criterion (GCONV=1E-8) satisfied.	0,38	2,22	-0,002	Algorithm converged.	-0,025	0,021	0,92	Algorithm converged.	0,39	2,18	0,8437	0,0851	1,98	Algorithm converged.	0,48	2,59
	Female	236	37,3	13	5,5	262	41,9	5	1,9	3,00	Convergence criterion (GCONV=1E-8) satisfied.	1,05	8,54	0,036	Algorithm converged.	0,003	0,069	2,89	Algorithm converged.	1,04	7,98	0,0318		0,35	Algorithm converged.	0,13	0,96
Age	< 65 years	352	55,7	11	3,1	362	57,9	6	1,7	1,91	Convergence criterion (GCONV=1E-8) satisfied.	0,70	5,23	0,015	Algorithm converged.	-0,008	0,037	1,89	Algorithm converged.	0,70	5,04	0,1988	0,5354	0,53	Algorithm converged.	0,20	1,42
	>= 65 years	280	44,3	12	4,3	263	42,1	9	3,4	1,26	Convergence criterion (GCONV=1E-8) satisfied.	0,52	3,05	0,009	Algorithm converged.	-0,024	0,041	1,25	Algorithm converged.	0,54	2,92	0,6023		0,80	Algorithm converged.	0,34	1,86
Baseline BCVA ETDRS letter score	< 64 letters	281	44,5	11	3,9	286	45,4	6	2,1	1,89	Convergence criterion (GCONV=1E-8) satisfied.	0,69	5,18	0,018	Algorithm converged.	-0,010	0,046	1,85	Algorithm converged.	0,69	4,94	0,2104	0,5092	0,54	Algorithm converged.	0,20	1,44
	>= 64 letters	349	55,2	11	3,2	341	54,6	8	2,6	1,20	Convergence criterion (GCONV=1E-8) satisfied.	0,49	2,93	0,005	Algorithm converged.	-0,020	0,030	1,19	Algorithm converged.	0,50	2,85	0,6885		0,84	Algorithm converged.	0,35	2,00
	Missing	2	0,3	1	50,0	0	0,0	0	0,0	NE		NE	NE	NE	NE	NE	NE	NE	NE	NE	NE	NE		NE	NE	NE	NE
Geographic region	Europe	219	34,7	8	3,7	218	34,9	4	1,8	2,03	Convergence criterion (GCONV=1E-8) satisfied.	0,60	6,84	0,018	Algorithm converged.	-0,012	0,049	1,99	Algorithm converged.	0,61	6,51	0,2454	0,3523	0,50	Algorithm converged.	0,13	1,64
	America	344	54,4	15	4,4	339	54,2	10	2,9	1,50	Convergence criterion (GCONV=1E-8) satisfied.	0,66	3,39	0,014	Algorithm converged.	-0,014	0,042	1,48	Algorithm converged.	0,67	3,24	0,3267		0,69	Algorithm converged.	0,31	1,48
	Asia Pacific (inc. Australia)	69	10,9	0	0,0	68	10,9	1	1,5	*	Quasi-complete separation of data points detected.			*	WARNING: The relative Hessian convergence criterion of 12.210741541 is greater than the limit of 0.0001. The convergence is questionable.			0,00	Algorithm converged.	0,00	NE	0,3138		>999.99	Algorithm converged.	0,09	NE

Test for interaction based on RR (Log-binomial regression)
* indicates convergence problem. Result is uninterpretable.
Clinical cut-off: YOSEMITE 01NOV2021 and RHINE 28OCT2021

Program: root/global/globalshare/morse_macros/current/prod/program/t_ae_raw.sas
Output: root/clinical_studies/RO6867461/CDT70122/share/ACE_pool_DME_CSR_Final/prod/output_saf_bc/t_ae_raw_sg_AESI3aSER_SEBC_OCTNOV2021_DME.xls
14MAR2022 16:05

POPULATION: Safety-Evaluable Population B vs. C
ENDPOINT: Causes a decrease of >= 30 letters in VA Score lasting more than 1 hour (Fellow Eye, Serious) through Week 56
MODEL: Unstratified analysis
STUDY: GM40349 & GM40398
Dichotomous Analysis by Subgroups (Safety)

		Faricimab (PTI) (N=632)				Aflibercept (N=625)				Faricimab (PTI) vs. Aflibercept																			Aflibercept vs. Faricimab (PTI)			
		Patients		Patients with Event		Patients		Patients with Event		Odds Ratio					Absolute Risk Difference					Relative Risk									Relative Risk				
Name	Level	n	%	n	%	n	%	n	%	Odds Ratio		Convergence Reason	95% Lower CL	95% Upper CL	Absolute Risk		Convergence Reason	95% Lower CL	95% Upper CL	Relative Risk		Convergence Reason	95% Lower CL	95% Upper CL	p-value (Cochran-Mantel-Haenszel)	Interaction Test p-value (likelihood ratio)	Relative Risk		Convergence Reason	95% Lower CL	95% Upper CL
All	n/a	632	100,0	6	0,9	625	100,0	3	0,5	1,99		Convergence criterion (GCONV=1E-8) satisfied.	0,49	7,98	0,005		Algorithm converged.	-0,005	0,014	1,98		Algorithm converged.	0,50	7,87	0,3239		0,51		Algorithm converged.	0,13	2,01
Study	Rhine	319	50,5	2	0,6	314	50,2	1	0,3	1,87		Convergence criterion (GCONV=1E-8) satisfied.	0,18	21,89	0,003		Algorithm converged.	-0,008	0,014	1,97		Algorithm converged.	0,18	21,60	0,5724	0,9950	0,51		Algorithm converged.	0,03	5,57
	Yosemite	313	49,5	4	1,3	311	49,8	2	0,6	2,00		Convergence criterion (GCONV=1E-8) satisfied.	0,36	11,00	0,006		Algorithm converged.	-0,008	0,022	1,93		Algorithm converged.	0,37	10,77	0,4188		0,50		Algorithm converged.	0,08	2,73

Includes AEs with onset up to Day 405 (last day of Week 56 analysis visit window).
Test for interaction based on RR (log-binomial regression)
* indicates convergence problem. Result is uninterpretable.
Clinical cut-off: YOSEMITE 01NOV2021 and RHINE 28OCT2021

Program: root/clinical_studies/RO6867461/CDT70122/share/ACE_pool_DME_CSR_Final/prod/program/t_ae_raw.sas
Output: root/clinical_studies/RO6867461/CDT70122/share/ACE_pool_DME_CSR_Final/prod/output_saf_bc/t_ae_raw_sg_AESI3bSER_AEW56_SEBC_OCTNOV2021_DME.xls
11AUG2022 17:47

POPULATION: Safety-Evaluable Population B vs. C
ENDPOINT: Causes a decrease of >= 30 letters in VA Score lasting more than 1 hour (Fellow Eye, Serious) through Week 56
MODEL: Unadjusted Analysis
STUDY: GR40349 & GR40398
Forest Plot of Relative Risk

Study	Total n	Aflibercept (N=625) n	Aflibercept (N=625) n Responder	Faricimab (PTI) (N=632) n	Faricimab (PTI) (N=632) n Responder	Relative Risk	95% CI
All Patients	1257	625	3	632	6	1.98	(0.50, 7.87)
Study							
Rhine	633	314	1	319	2	1.97	(0.18, 21.60)
Yosemite	624	311	2	313	4	1.99	(0.37, 10.77)

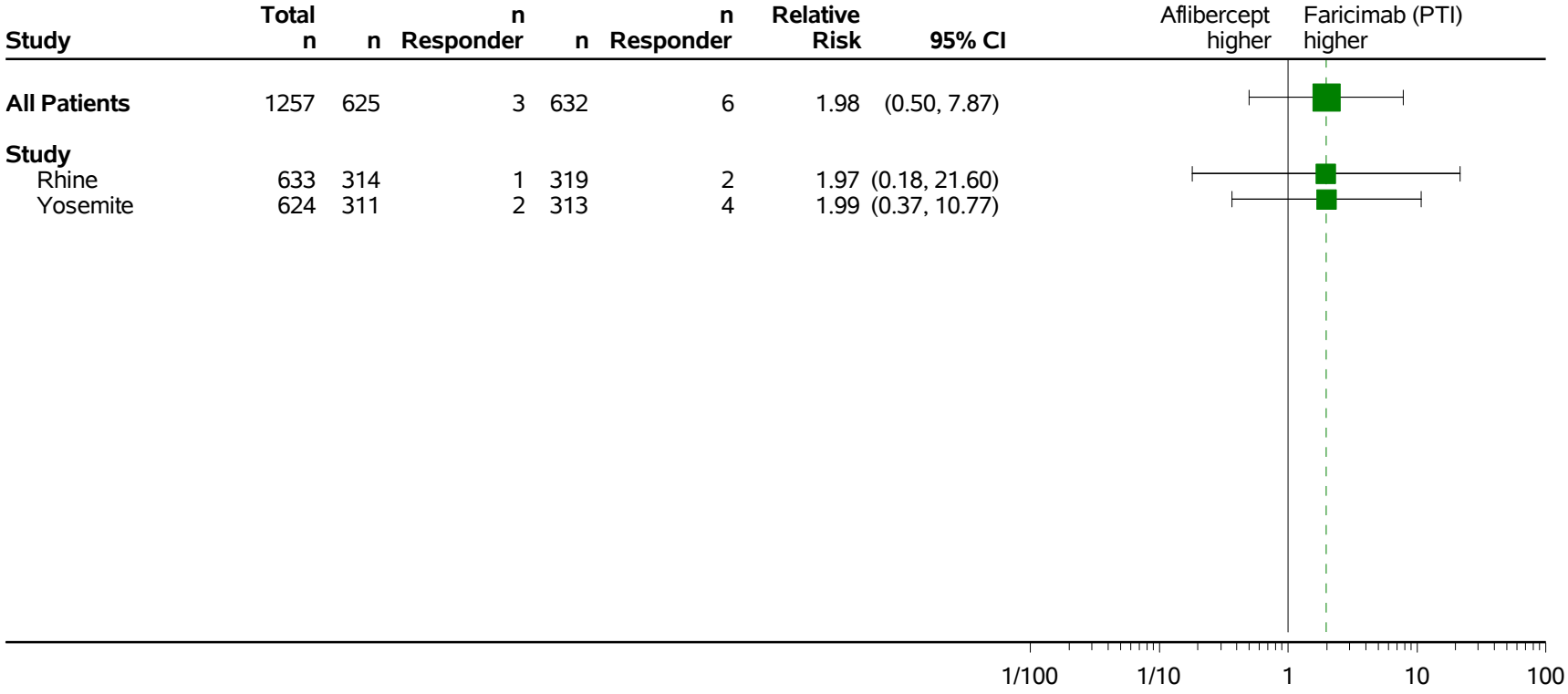

Clinical cut-off: YOSEMITE 01NOV2021 and RHINE 28OCT2021
Program: root/clinical_studies/RO6867461/CDT70122/share/ACE_pool_DME_Base/prod/program/g_forest_rr.sas
Output: root/clinical_studies/RO6867461/CDT70122/share/ACE_pool_DME_CSR_Final/prod/output_saf_bc/g_forest_rr_AESI3bSER_AEW56_SEBC_OCTNOV2021_DME.pdf 06OCT2022 18:53

POPULATION: Safety-Evaluable Population B vs. C
ENDPOINT: Causes a decrease of >= 30 letters in VA Score lasting more than 1 hour (Fellow Eye, Serious) through Week 56
MODEL: Unstratified Analysis
STUDY: GR40349 & GR40398
Forest Plot of Odds Ratio

Study	Total n	Aflibercept (N=625) n	Aflibercept (N=625) n Responder	Faricimab (PTI) (N=632) n	Faricimab (PTI) (N=632) n Responder	Odds Ratio	95% CI
All Patients	1257	625	3	632	6	1.99	(0.49, 7.98)
Study							
Rhine	633	314	1	319	2	1.97	(0.18, 21.89)
Yosemite	624	311	2	313	4	2.00	(0.36, 11.00)

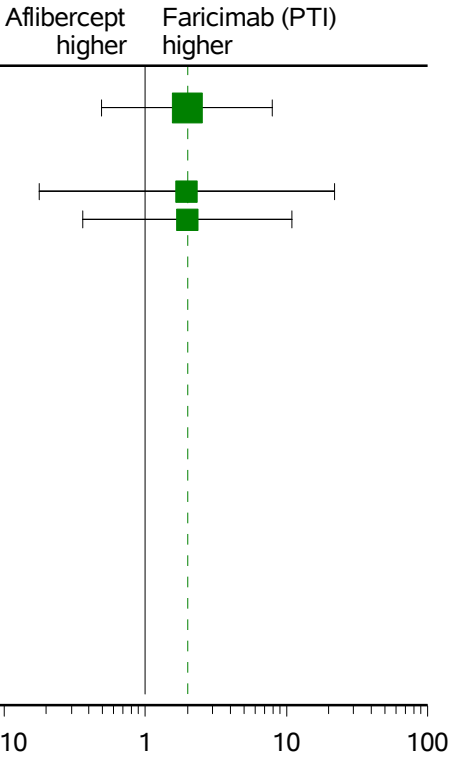

Clinical cut-off: YOSEMITE 01NOV2021 and RHINE 28OCT2021
Program: root/clinical_studies/RO6867461/CDT70122/share/ACE_pool_DME_Base/prod/program/g_forest_or.sas
Output: root/clinical_studies/RO6867461/CDT70122/share/ACE_pool_DME_CSR_Final/prod/output_saf_bc/g_forest_or_AESI3bSER_AEW56_SEBC_OCTNOV2021_DME.pdf 04OCT2022 16:49

POPULATION: Safety-Evaluable Population B vs. C
ENDPOINT: Causes a decrease of >= 30 letters in VA Score lasting more than 1 hour (Fellow Eye, Serious) through Week 56
MODEL: Unstratified analysis
STUDY: GM40349 & GM40398
Dichotomous Analysis by Subgroups (Safety)

		Faricimab (PTI) (N=632)				Aflibercept (N=625)				Faricimab (PTI) vs. Aflibercept																Aflibercept vs. Faricimab (PTI)			
		Patients		Patients with Event		Patients		Patients with Event		Odds Ratio				Absolute Risk Difference				Relative Risk								Relative Risk			
Name	Level	n	%	n	%	n	%	n	%	Odds Ratio		Convergence Reason	95% Lower CL	95% Upper CL	Absolute Risk		Convergence Reason	95% Lower CL	95% Upper CL	Relative Risk		Convergence Reason	95% Lower CL	95% Upper CL	p-value (Cochran-Mantel-Haenszel)	Interaction Test p-value (likelihood ratio)	Relative Risk		Convergence Reason	95% Lower CL	95% Upper CL
All	n/a	632	100,0	6	0,9	625	100,0	3	0,5	1,99		Convergence criterion (GCONV=1E-8) satisfied.	0,49	7,98	0,005		Algorithm converged.	-0,005	0,014	1,98		Algorithm converged.	0,50	7,87	0,3239		0,51		Algorithm converged.	0,13	2,01
Sex	Male	396	62,7	3	0,8	363	58,1	1	0,3	2,76		Convergence criterion (GCONV=1E-8) satisfied.	0,29	26,68	0,005		Algorithm converged.	-0,005	0,015	2,75		Algorithm converged.	0,29	26,32	0,3598	0,7295	0,36		Algorithm converged.	0,04	3,48
	Female	236	37,3	3	1,3	262	41,9	2	0,8	1,67		Convergence criterion (GCONV=1E-8) satisfied.	0,28	10,10	0,005		Algorithm converged.	-0,013	0,023	1,67		Algorithm converged.	0,28	9,88	0,5707		0,66		Algorithm converged.	0,10	3,56
Age	< 65 years	352	55,7	4	1,1	362	57,9	2	0,6	2,07		Convergence criterion (GCONV=1E-8) satisfied.	0,38	11,37	0,006		Algorithm converged.	-0,008	0,019	2,06		Algorithm converged.	0,38	11,16	0,3932	0,9518	0,49		Algorithm converged.	0,09	2,64
	>= 65 years	280	44,3	2	0,7	263	42,1	1	0,4	1,88		Convergence criterion (GCONV=1E-8) satisfied.	0,17	20,91	0,003		Algorithm converged.	-0,009	0,016	1,88		Algorithm converged.	0,17	20,60	0,6000		0,53		Algorithm converged.	0,05	5,84
Baseline BCVA ETDRS letter score	< 64 letters	281	44,5	4	1,4	284	45,4	2	0,7	2,04		Convergence criterion (GCONV=1E-8) satisfied.	0,37	11,21	0,007		Algorithm converged.	-0,010	0,024	2,02		Algorithm converged.	0,37	10,95	0,4047	0,9820	0,49		Algorithm converged.	0,09	2,68
	>= 64 letters	349	55,2	2	0,6	341	54,6	1	0,3	1,96		Convergence criterion (GCONV=1E-8) satisfied.	0,18	21,71	0,003		Algorithm converged.	-0,007	0,013	1,95		Algorithm converged.	0,18	21,45	0,5768		0,51		Algorithm converged.	0,05	5,62
	Missing	2	0,3	0	0,0	0	0,0	0	0,0	NE			NE	NE	NE		NE	NE	NE	NE		NE	NE	NE	NE		NE		NE	NE	NE
Geographic region	Europe	219	34,7	1	0,5	218	34,9	0	0,0		*	Quasi-complete separation of data points detected.				*	WARNING: Negative of Hessian not positive definite.			NE		Algorithm converged.	NE	NE	0,3184	NE	NE		Algorithm converged.	NE	NE
	America	344	54,4	5	1,5	339	54,2	3	0,9	1,65		Convergence criterion (GCONV=1E-8) satisfied.	0,39	6,97	0,006		Algorithm converged.	-0,010	0,022	1,64		Algorithm converged.	0,40	6,82	0,4902		0,61		Algorithm converged.	0,15	2,53
	Asia Pacific (inc. Australia)	69	10,9	0	0,0	68	10,9	0	0,0	NE			NE	NE	NE		NE	NE	NE	NE		NE	NE	NE	NE		NE		NE	NE	NE

Includes AEs with onset up to Day 405 (last day of Week 56 analysis visit window).
Test for interaction based on RR (log-binomial regression)
* indicates convergence problem. Result is uninterpretable.
Clinical cut-off: YOSEMITE 01NOV2021 and RHINE 28OCT2021

Program: root/clinical_studies/RO6867461/CDT70122/share/ACE_pool_DME_CSR_Final/prod/program/t_ae_raw.sas
Output: root/clinical_studies/RO6867461/CDT70122/share/ACE_pool_DME_CSR_Final/prod/output_saf_bc/t_ae_raw_sg_AESI3bSER_AEW56_SEBC_OCTNOV2021_DME.xls
11AUG2022 17:47

POPULATION: Safety-Evaluable Population B vs. C
ENDPOINT: Causes a decrease of >= 30 letters in VA Score lasting more than 1 hour (Fellow Eye, Serious) throughout the Entire Study
MODEL: Unstratified analysis
STUDY: GM40349 & GM40398
Dichotomous Analysis by Subgroups (Safety)

		Faricimab (PTI) (N=632)				Aflibercept (N=625)				Faricimab (PTI) vs. Aflibercept																Aflibercept vs. Faricimab (PTI)			
		Patients		Patients with Event		Patients		Patients with Event		Odds Ratio				Absolute Risk Difference				Relative Risk								Relative Risk			
Name	Level	n	%	n	%	n	%	n	%	Odds Ratio	Convergence Reason	95% Lower CL	95% Upper CL	Absolute Risk	Convergence Reason	95% Lower CL	95% Upper CL	Relative Risk	Convergence Reason	95% Lower CL	95% Upper CL	p-value (Cochran-Mantel-Haenszel)	Interaction Test p-value (likelihood ratio)	Relative Risk	Convergence Reason	95% Lower CL	95% Upper CL
All	n/a	632	100,0	8	1,3	625	100,0	12	1,9	0,65	Convergence criterion (GCONV=1E-8) satisfied.	0,27	1,61	-0,007	Algorithm converged.	-0,020	0,007	0,66	Algorithm converged.	0,27	1,60	0,3542		1,52	Algorithm converged.	0,62	3,69
Study	Rhine	319	50,5	2	0,6	314	50,2	8	2,5	0,24	Convergence criterion (GCONV=1E-8) satisfied.	0,05	1,15	-0,019	Algorithm converged.	-0,039	0,000	0,25	Algorithm converged.	0,05	1,15	0,0528	0,0598	4,06	Algorithm converged.	0,87	18,99
	Yosemite	313	49,5	6	1,9	311	49,8	4	1,3	1,50	Convergence criterion (GCONV=1E-8) satisfied.	0,42	5,37	0,006	Algorithm converged.	-0,013	0,026	1,49	Algorithm converged.	0,42	5,23	0,5307		0,67	Algorithm converged.	0,19	2,35

Test for interaction based on RR (Log-binomial regression)
* indicates convergence problem. Result is uninterpretable.
Clinical cut-off: YOSEMITE 01NOV2021 and RHINE 28OCT2021

Program: root/global/globalshare/morse_macros/current/prod/program/t_ae_raw.sas
Output: root/clinical_studies/RO6867461/CDT70122/share/ACE_pool_DME_CSR_Final/prod/output_saf_bc/t_ae_raw_sg2_AESI3bSER_SEBC_OCTNOV2021_DME.xls
14MAR2022 18:34

POPULATION: Safety-Evaluable Population B vs. C
ENDPOINT: Causes a decrease of >= 30 letters in VA Score lasting more than 1 hour (Fellow Eye, Serious) throughout the Entire Study
MODEL: Unadjusted Analysis
STUDY: GR40349 & GR40398
Forest Plot of Relative Risk

Study	Total n	Aflibercept (N=625) n	Aflibercept (N=625) n Responder	Faricimab (PTI) (N=632) n	Faricimab (PTI) (N=632) n Responder	Relative Risk	95% CI
All Patients	1257	625	12	632	8	0.66	(0.27, 1.60)
Study							
Rhine	633	314	8	319	2	0.25	(0.05, 1.15)
Yosemite	624	311	4	313	6	1.49	(0.42, 5.23)

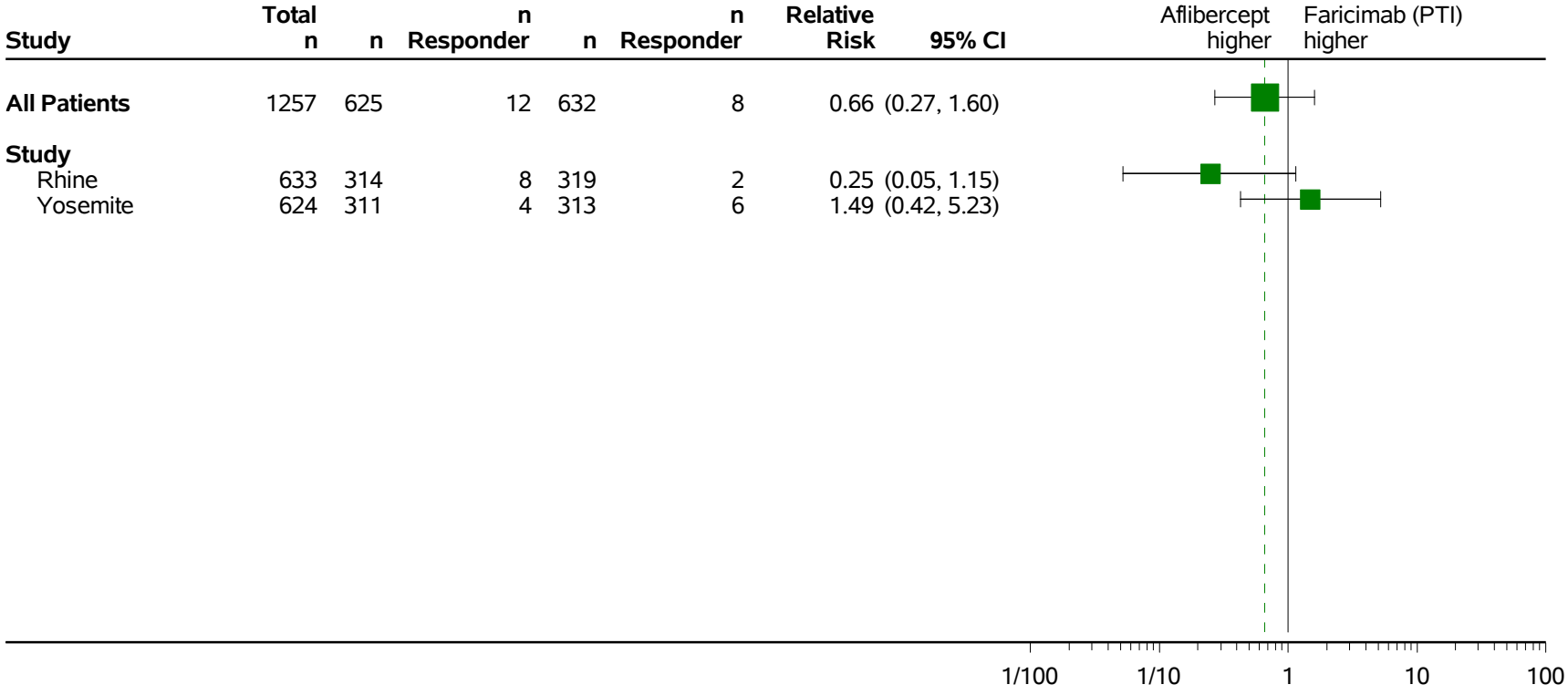

Clinical cut-off: YOSEMITE 01NOV2021 and RHINE 28OCT2021
Program: root/clinical_studies/RO6867461/CDT70122/share/ACE_pool_DME_Base/prod/program/g_forest_rr.sas
Output: root/clinical_studies/RO6867461/CDT70122/share/ACE_pool_DME_CSR_Final/prod/output_saf_bc/g_forest_rr_AESI3bSER_SEBC_OCTNOV2021_DME.pdf 06OCT2022 18:54

POPULATION: Safety-Evaluable Population B vs. C
ENDPOINT: Causes a decrease of >= 30 letters in VA Score lasting more than 1 hour (Fellow Eye, Serious) throughout the Entire Study
MODEL: Unstratified Analysis
STUDY: GR40349 & GR40398
Forest Plot of Odds Ratio

Study	Total n	Aflibercept (N=625) n	Aflibercept (N=625) n Responder	Faricimab (PTI) (N=632) n	Faricimab (PTI) (N=632) n Responder	Odds Ratio	95% CI
All Patients	1257	625	12	632	8	0.65	(0.27, 1.61)
Study							
Rhine	633	314	8	319	2	0.24	(0.05, 1.15)
Yosemite	624	311	4	313	6	1.50	(0.42, 5.37)

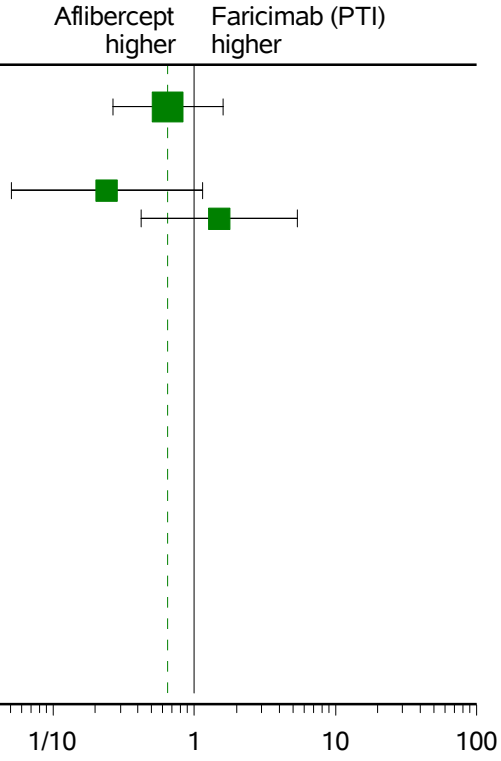

Clinical cut-off: YOSEMITE 01NOV2021 and RHINE 28OCT2021
Program: root/clinical_studies/RO6867461/CDT70122/share/ACE_pool_DME_Base/prod/program/g_forest_or.sas
Output: root/clinical_studies/RO6867461/CDT70122/share/ACE_pool_DME_CSR_Final/prod/output_saf_bc/g_forest_or_AESI3bSER_SEBC_OCTNOV2021_DME.pdf 04OCT2022 16:50

POPULATION: Safety-Evaluable Population B vs. C
ENDPOINT: Causes a decrease of >= 30 letters in VA Score lasting more than 1 hour (Fellow Eye, Serious) throughout the Entire Study
MODEL: Unstratified analysis
STUDY: GR40349 & GR40398
Dichotomous Analysis by Subgroups (Safety)

		Faricimab (PTI) (N=632)				Aflibercept (N=625)				Faricimab (PTI) vs. Aflibercept																		Aflibercept vs. Faricimab (PTI)					
		Patients		Patients with Event		Patients		Patients with Event		Odds Ratio				Absolute Risk Difference				Relative Risk										Relative Risk					
Name	Level	n	%	n	%	n	%	n	%	Odds Ratio		Convergence Reason	95% Lower CL	95% Upper CL	Absolute Risk		Convergence Reason	95% Lower CL	95% Upper CL	Relative Risk		Convergence Reason	95% Lower CL	95% Upper CL	p-value (Cochran-Mantel-Haenszel)	Interaction Test p-value (likelihood ratio)	Relative Risk		Convergence Reason	95% Lower CL	95% Upper CL	
All	n/a	632	100,0	8	1,3	625	100,0	12	1,9	0,65		Convergence criterion (GCONV=1E-8) satisfied.	0,27	1,61	-0,007		Algorithm converged.	-0,020	0,007	0,66		Algorithm converged.	0,27	1,60	0,3542		1,52		Algorithm converged.	0,62	3,69	
Sex	Male	396	62,7	4	1,0	363	58,1	5	1,4	0,73		Convergence criterion (GCONV=1E-8) satisfied.	0,19	2,74	-0,004		Algorithm converged.	-0,019	0,012	0,73		Algorithm converged.	0,20	2,72	0,6407	0,8735	1,36		Algorithm converged.	0,37	5,04	
	Female	236	37,3	4	1,7	262	41,9	7	2,7	0,63		Convergence criterion (GCONV=1E-8) satisfied.	0,18	2,17	-0,010		Algorithm converged.	-0,035	0,016	0,63		Algorithm converged.	0,19	2,14	0,4594		1,58		Algorithm converged.	0,47	5,32	
Age	< 65 years	352	55,7	5	1,4	362	57,9	7	1,9	0,73		Convergence criterion (GCONV=1E-8) satisfied.	0,23	2,32	-0,005		Algorithm converged.	-0,024	0,014	0,73		Algorithm converged.	0,24	2,29	0,5940	0,7749	1,36		Algorithm converged.	0,44	4,25	
	>= 65 years	280	44,3	3	1,1	263	42,1	5	1,9	0,56		Convergence criterion (GCONV=1E-8) satisfied.	0,13	2,36	-0,008		Algorithm converged.	-0,029	0,012	0,56		Algorithm converged.	0,14	2,33	0,4230		1,77		Algorithm converged.	0,43	7,35	
Baseline BCVA ETDRS letter score	< 64 letters	281	44,5	5	1,8	284	45,4	6	2,1	0,84		Convergence criterion (GCONV=1E-8) satisfied.	0,25	2,78	-0,003		Algorithm converged.	-0,026	0,019	0,84		Algorithm converged.	0,26	2,73	0,7745	0,5528	1,19		Algorithm converged.	0,37	3,85	
	>= 64 letters	349	55,2	3	0,9	343	54,8	6	1,8	0,48		Convergence criterion (GCONV=1E-8) satisfied.	0,12	1,95	-0,009		Algorithm converged.	-0,026	0,008	0,49		Algorithm converged.	0,12	1,94	0,2979		2,05		Algorithm converged.	0,52	8,12	
	Missing	2	0,3	0	0,0	0	0,0	0	0,0	NE		NE	NE	NE	NE		NE	NE	NE	NE		NE	NE	NE	NE		NE		NE	NE	NE	
Geographic region	Europe	219	34,7	1	0,5	218	34,9	1	0,5	1,00		Convergence criterion (GCONV=1E-8) satisfied.	0,06	16,02	0,000		Algorithm converged.	-0,013	0,013	1,00		Algorithm converged.	0,06	15,81	0,9974	0,3513	1,00		Algorithm converged.	0,06	15,96	
	America	344	54,4	6	1,7	339	54,2	11	3,2	0,53		Convergence criterion (GCONV=1E-8) satisfied.	0,19	1,45	-0,015		Algorithm converged.	-0,038	0,008	0,54		Algorithm converged.	0,20	1,44	0,2085		1,88		Algorithm converged.	0,70	4,97	
	Asia Pacific (inc. Australia)	69	10,9	1	1,4	68	10,9	0	0,0		*	Quasi-complete separation of data points detected.				*	WARNING: The relative Hessian convergence criterion of 11.992173265 is greater than the limit of 0.0001. The convergence is questionable.			NE		Algorithm converged.	NE	NE	0,3208		NE		Algorithm converged.	NE	NE	

Test for interaction based on RR (Log-binomial regression)
* indicates convergence problem. Result is uninterpretable.
Clinical cut-off: YOSEMITE 01NOV2021 and RHINE 28OCT2021

Program: root/global/globalshare/morse macros/current/prod/program/t ae raw.sas
Output: root/clinical_studies/RO6867461/CDT70122/share/ACE_pool_DME_CSR_Final/prod/output_saf_bc/t_ae_raw_sg_AESI3bSER_SERC_OCTNOV2021_DME.xls
14MAR2022 16:18

POPULATION: Safety-Evaluable Population B vs. C
ENDPOINT: Requires surgical or medical intervention to prevent permanent loss of sight (Study Eye, Serious) through Week 56
MODEL: Unstratified analysis
STUDY: GM40349 & GM40398
Dichotomous Analysis by Subgroups (Safety)

		Faricimab (PTI) (N=632)				Aflibercept (N=625)				Faricimab (PTI) vs. Aflibercept																Aflibercept vs. Faricimab (PTI)				
		Patients		Patients with Event		Patients		Patients with Event		Odds Ratio					Absolute Risk Difference				Relative Risk							Relative Risk				
Name	Level	n	%	n	%	n	%	n	%	Odds Ratio		Convergence Reason	95% Lower CL	95% Upper CL	Absolute Risk		Convergence Reason	95% Lower CL	95% Upper CL	Relative Risk		Convergence Reason	95% Lower CL	95% Upper CL	p-value (Cochran-Mantel-Haenszel)	Interaction Test p-value (likelihood ratio)	Relative Risk		Convergence Reason	95% Lower CL	95% Upper CL
All	n/a	632	100,0	4	0,6	625	100,0	2	0,3	1,98		Convergence criterion (GCONV=1E-8) satisfied.	0,36	10,87	0,003		Algorithm converged.	-0,004	0,011	1,98		Algorithm converged.	0,36	10,76	0,4211		0,51		Algorithm converged.	0,09	2,75
Study	Rhine	319	50,5	2	0,6	314	50,2	2	0,6	0,98		Convergence criterion (GCONV=1E-8) satisfied.	0,14	7,03	0,000		Algorithm converged.	-0,012	0,012	0,98		Algorithm converged.	0,14	6,94	0,9874	0,1462	1,02		Algorithm converged.	0,14	7,17
	Yosemite	313	49,5	2	0,6	311	49,8	0	0,0		*	Quasi-complete separation of data points detected.				*	WARNING: Negative of Hessian not positive definite.			NE		Algorithm converged.	NE	NE	0,1583		NE		Algorithm converged.	NE	NE

Includes AEs with onset up to Day 405 (last day of Week 56 analysis visit window).
Test for interaction based on RR (Log-binomial regression)
* indicates convergence problem. Result is uninterpretable.
Clinical cut-off: YOSEMITE 01NOV2021 and RHINE 28OCT2021

Program: root/clinical_studies/RO6867461/CDT70122/share/ACE_pool_DME_CSR_Final/prod/program/t_ae_raw.sas
Output: root/clinical_studies/RO6867461/CDT70122/share/ACE_pool_DME_CSR_Final/prod/output_saf_bc/t_ae_raw_sg_AESI4aSER_AEW56_SEBC_OCTNOV2021_DME.xls
11AUG2022 17:35

POPULATION: Safety-Evaluable Population B vs. C
ENDPOINT: Requires surgical or medical intervention to prevent permanent loss of sight (Study Eye, Serious) through Week 56
MODEL: Unadjusted Analysis
STUDY: GR40349 & GR40398
Forest Plot of Relative Risk

Study	Total n	Aflibercept (N=625) n	Aflibercept (N=625) n Responder	Faricimab (PTI) (N=632) n	Faricimab (PTI) (N=632) n Responder	Relative Risk	95% CI
All Patients	1257	625	2	632	4	1.98	(0.36, 10.76)
Study							
Rhine	633	314	2	319	2	0.98	(0.14, 6.94)
Yosemite	624	311	0	313	2	NE	NE

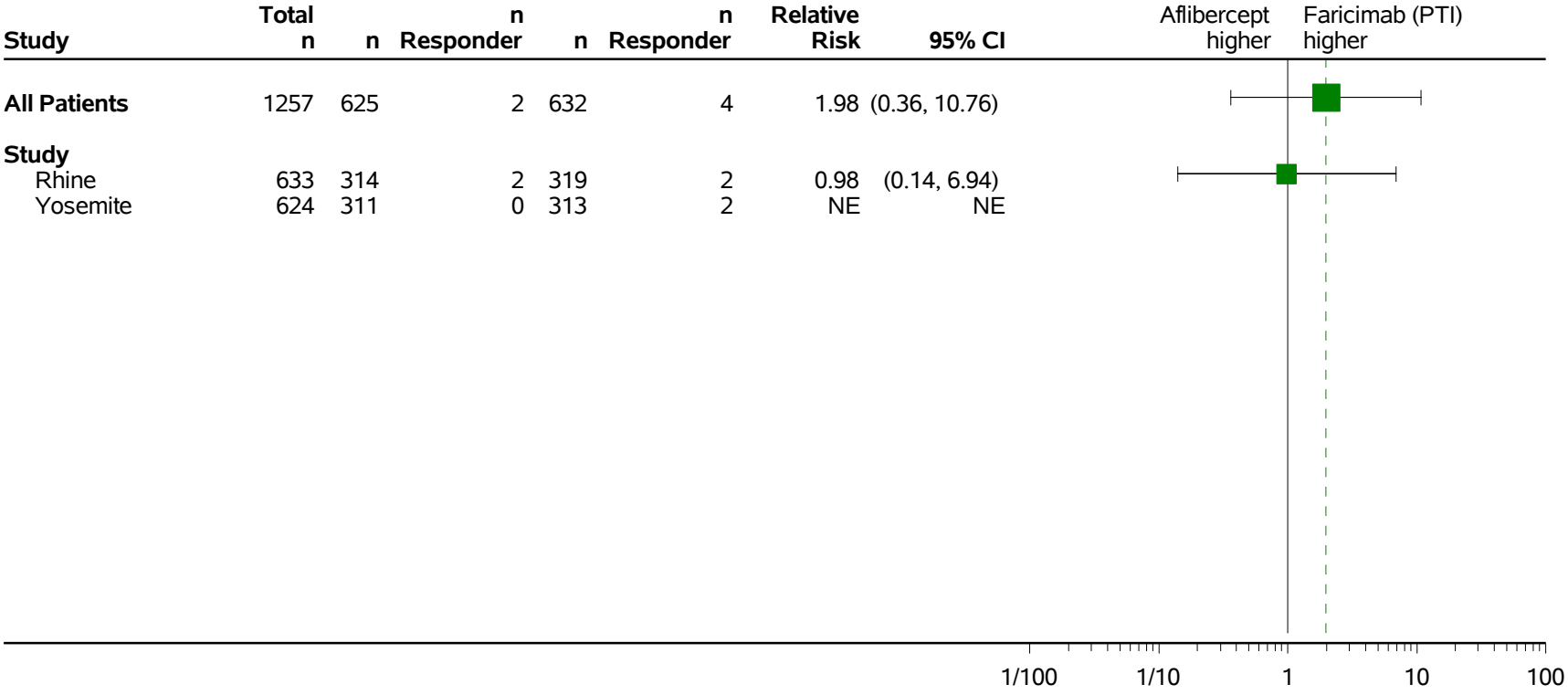

Clinical cut-off: YOSEMITE 01NOV2021 and RHINE 28OCT2021
Program: root/clinical_studies/RO6867461/CDT70122/share/ACE_pool_DME_Base/prod/program/g_forest_rr.sas
Output: root/clinical_studies/RO6867461/CDT70122/share/ACE_pool_DME_CSR_Final/prod/output_saf_bc/g_forest_rr_AESI4aSER_AEW56_SEBC_OCTNOV2021_DME.pdf 06OCT2022 18:45

POPULATION: Safety-Evaluable Population B vs. C
ENDPOINT: Requires surgical or medical intervention to prevent permanent loss of sight (Study Eye, Serious) through Week 56
MODEL: Unstratified Analysis
STUDY: GR40349 & GR40398
Forest Plot of Odds Ratio

Study	Total n	Aflibercept (N=625) n	Aflibercept (N=625) n Responder	Faricimab (PTI) (N=632) n	Faricimab (PTI) (N=632) n Responder	Odds Ratio	95% CI
All Patients	1257	625	2	632	4	1.98	(0.36, 10.87)
Study							
Rhine	633	314	2	319	2	0.98	(0.14, 7.03)
Yosemite	624	311	0	313	2	>999.99	(0.00, >999.99)

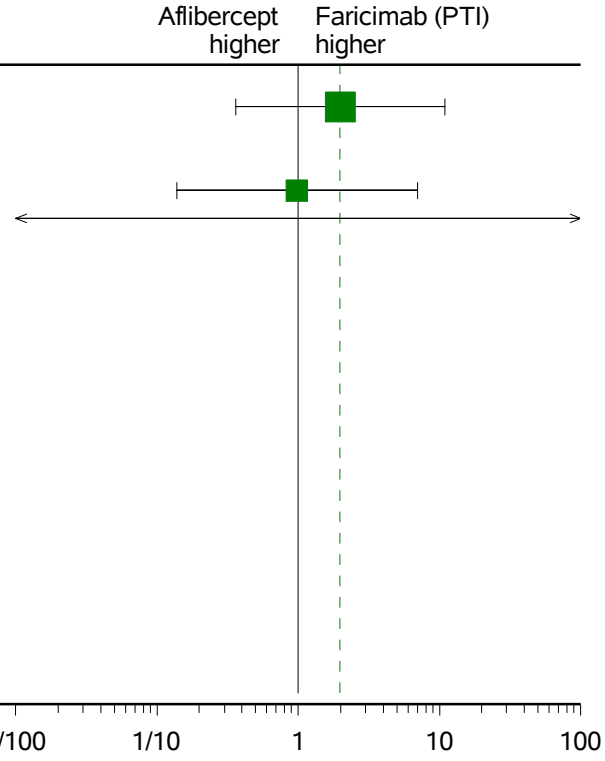

Clinical cut-off: YOSEMITE 01NOV2021 and RHINE 28OCT2021
Program: root/clinical_studies/RO6867461/CDT70122/share/ACE_pool_DME_Base/prod/program/g_forest_or.sas
Output: root/clinical_studies/RO6867461/CDT70122/share/ACE_pool_DME_CSR_Final/prod/output_saf_bc/g_forest_or_AESI4aSER_AEW56_SEBC_OCTNOV2021_DME.pdf 04OCT2022 16:44

POPULATION: Safety-Evaluable Population B vs. C
ENDPOINT: Requires surgical or medical intervention to prevent permanent loss of sight (Study Eye, Serious) through Week 56
MODEL: Unstratified analysis
STUDY: GM40349 & GM40398
Dichotomous Analysis by Subgroups (Safety)

		Faricimab (PTI) (N=632)				Aflibercept (N=625)				Faricimab (PTI) vs. Aflibercept																Aflibercept vs. Faricimab (PTI)				
		Patients		Patients with Event		Patients		Patients with Event		Odds Ratio					Absolute Risk Difference						Relative Risk					Relative Risk				
Name	Level	n	%	n	%	n	%	n	%	Odds Ratio		Convergence Reason	95% Lower CL	95% Upper CL	Absolute Risk		Convergence Reason	95% Lower CL	95% Upper CL	Relative Risk	Convergence Reason	95% Lower CL	95% Upper CL	p-value (Cochran-Mantel-Haenszel)	Interaction Test p-value (likelihood ratio)	Relative Risk		Convergence Reason	95% Lower CL	95% Upper CL
All	n/a	632	100,0	4	0,6	625	100,0	2	0,3	1,98		Convergence criterion (GCONV=1E-8) satisfied.	0,38	10,87	0,003		Algorithm converged.	-0,004	0,011	1,98	Algorithm converged.	0,36	10,76	0,4211		0,51		Algorithm converged.	0,09	2,75
Sex	Male	396	62,7	3	0,8	363	58,1	2	0,6	1,38		Convergence criterion (GCONV=1E-8) satisfied.	0,23	8,29	0,002		Algorithm converged.	-0,009	0,014	1,37	Algorithm converged.	0,23	8,18	0,7254	0,3068	0,73		Algorithm converged.	0,12	4,33
	Female	236	37,3	1	0,4	262	41,9	0	0,0		*	Quasi-complete separation of data points detected.				*	WARNING: Negative of Hessian not positive definite.			NE	Algorithm converged.	NE	NE	0,2920		NE		Algorithm converged.	NE	NE
Age	< 65 years	352	55,7	0	0,0	362	57,9	1	0,3		*	Quasi-complete separation of data points detected.				*	ERROR: Error in computing the link function, its derivatives, or the variance function.			0,00	Algorithm converged.	0,00	NE	0,3241	0,1124	>999.99		Algorithm converged.	0,00	NE
	>= 65 years	280	44,3	4	1,4	263	42,1	1	0,4	3,80		Convergence criterion (GCONV=1E-8) satisfied.	0,42	34,19	0,010		Algorithm converged.	-0,005	0,026	3,76	Algorithm converged.	0,42	33,40	0,2016		0,27		Algorithm converged.	0,03	2,37
Baseline BCVA ETDRS letter score	< 64 letters	281	44,5	3	1,1	284	45,4	2	0,7	1,52		Convergence criterion (GCONV=1E-8) satisfied.	0,25	9,17	0,004		Algorithm converged.	-0,012	0,019	1,52	Algorithm converged.	0,26	9,00	0,6450	0,3463	0,66		Algorithm converged.	0,11	3,92
	>= 64 letters	349	55,2	1	0,3	341	54,6	0	0,0		*	Quasi-complete separation of data points detected.				*	WARNING: The relative Hessian convergence criterion of 49.754598305 is greater than the limit of 0.0001. The convergence is questionable.			NE	Algorithm converged.	NE	NE	0,3229		NE		Algorithm converged.	NE	NE
	Missing	2	0,3	0	0,0	0	0,0	0	0,0	NE			NE	NE	NE		NE	NE	NE	NE	NE	NE	NE	NE		NE		NE	NE	NE
Geographic region	Europe	219	34,7	1	0,5	218	34,9	1	0,5	1,00		Convergence criterion (GCONV=1E-8) satisfied.	0,06	16,02	0,000		Algorithm converged.	-0,013	0,013	1,00	Algorithm converged.	0,06	15,81	0,9974	0,3511	1,00		Algorithm converged.	0,06	15,96
	America	344	54,4	2	0,6	339	54,2	0	0,0		*	Quasi-complete separation of data points detected.				*	WARNING: Negative of Hessian not positive definite.			NE	Algorithm converged.	NE	NE	0,1600		NE		Algorithm converged.	NE	NE
	Asia Pacific (inc. Australia)	69	10,9	1	1,4	68	10,9	1	1,5	0,99		Convergence criterion (GCONV=1E-8) satisfied.	0,06	16,08	0,000		Algorithm converged.	-0,040	0,040	0,99	Algorithm converged.	0,06	15,44	0,9917		1,01		Algorithm converged.	0,06	15,90

Includes AEs with onset up to Day 405 (last day of Week 56 analysis visit window).
Test for interaction based on RR (Log-binomial regression)
* indicates convergence problem. Result is uninterpretable.
Clinical cut-off: YOSEMITE 01NOV2021 and RHINE 28OCT2021

Program: root/clinical_studies/RO6867461/CDT70122/share/ACE_pool_DME_CSR_Final/prod/program/t_ae_raw.sas
Output: root/clinical_studies/RO6867461/CDT70122/share/ACE_pool_DME_CSR_Final/prod/output_saf_bc/t_ae_raw_sg_AESI4aSER_AEW56_SEBC_OCTNOV2021_DME.xls
11AUG2022 17:35

POPULATION: Safety-Evaluable Population B vs. C
ENDPOINT: Requires surgical or medical intervention to prevent permanent loss of sight (Study Eye, Serious) throughout the Entire Study
MODEL: Unstratified analysis
STUDY: GM40349 & GM40398
Dichotomous Analysis by Subgroups (Safety)

		Faricimab (PTI) (N=632)				Aflibercept (N=625)				Faricimab (PTI) vs. Aflibercept																Aflibercept vs. Faricimab (PTI)				
		Patients		Patients with Event		Patients		Patients with Event		Odds Ratio					Absolute Risk Difference					Relative Risk							Relative Risk				
Name	Level	n	%	n	%	n	%	n	%	Odds Ratio	Convergence Reason	95% Lower CL	95% Upper CL	Absolute Risk		Convergence Reason	95% Lower CL	95% Upper CL	Relative Risk	Convergence Reason	95% Lower CL	95% Upper CL	p-value (Cochran-Mantel-Haenszel)	Interaction Test p-value (likelihood ratio)	Relative Risk		Convergence Reason	95% Lower CL	95% Upper CL
All	n/a	632	100,0	7	1,1	625	100,0	3	0,5	2,32	Convergence criterion (GCONV=1E-8) satisfied.	0,60	9,02	0,006		Algorithm converged.	-0,004	0,016	2,31	Algorithm converged.	0,60	8,88	0,2106		0,43		Algorithm converged.	0,11	1,67
Study	Rhine	319	50,5	3	0,9	314	50,2	3	1,0	0,98	Convergence criterion (GCONV=1E-8) satisfied.	0,20	4,91	0,000		Algorithm converged.	-0,015	0,015	0,98	Algorithm converged.	0,20	4,84	0,9845	0,0471	1,02		Algorithm converged.	0,21	5,00
	Yosemite	313	49,5	4	1,3	311	49,8	0	0,0		* Quasi-complete separation of data points detected.				*	WARNING: Negative of Hessian not positive definite.			NE	Algorithm converged.	NE	NE	0,0457		NE		Algorithm converged.	NE	NE

Test for interaction based on RR (Log-binomial regression)
* indicates convergence problem. Result is uninterpretable.
Clinical cut-off: YOSEMITE 01NOV2021 and RHINE 28OCT2021

Program: root/global/globalshare/morse_macros/current/prod/program/t_ae_raw.sas
Output: root/clinical_studies/RO6867461/CDT70122/share/ACE_pool_DME_CSR_Final/prod/output_saf_bc/t_ae_raw_sg2_AESI4aSER_SEBC_OCTNOV2021_DME.xls
14MAR2022 18:24

POPULATION: Safety-Evaluable Population B vs. C
ENDPOINT: Requires surgical or medical intervention to prevent permanent loss of sight (Study Eye, Serious) throughout the Entire Study
MODEL: Unadjusted Analysis
STUDY: GR40349 & GR40398
Forest Plot of Relative Risk

Study	Total n	Aflibercept (N=625) n	Aflibercept (N=625) n Responder	Faricimab (PTI) (N=632) n	Faricimab (PTI) (N=632) n Responder	Relative Risk	95% CI
All Patients	1257	625	3	632	7	2.31	(0.60, 8.88)
Study							
Rhine	633	314	3	319	3	0.98	(0.20, 4.84)
Yosemite	624	311	0	313	4	NE	NE

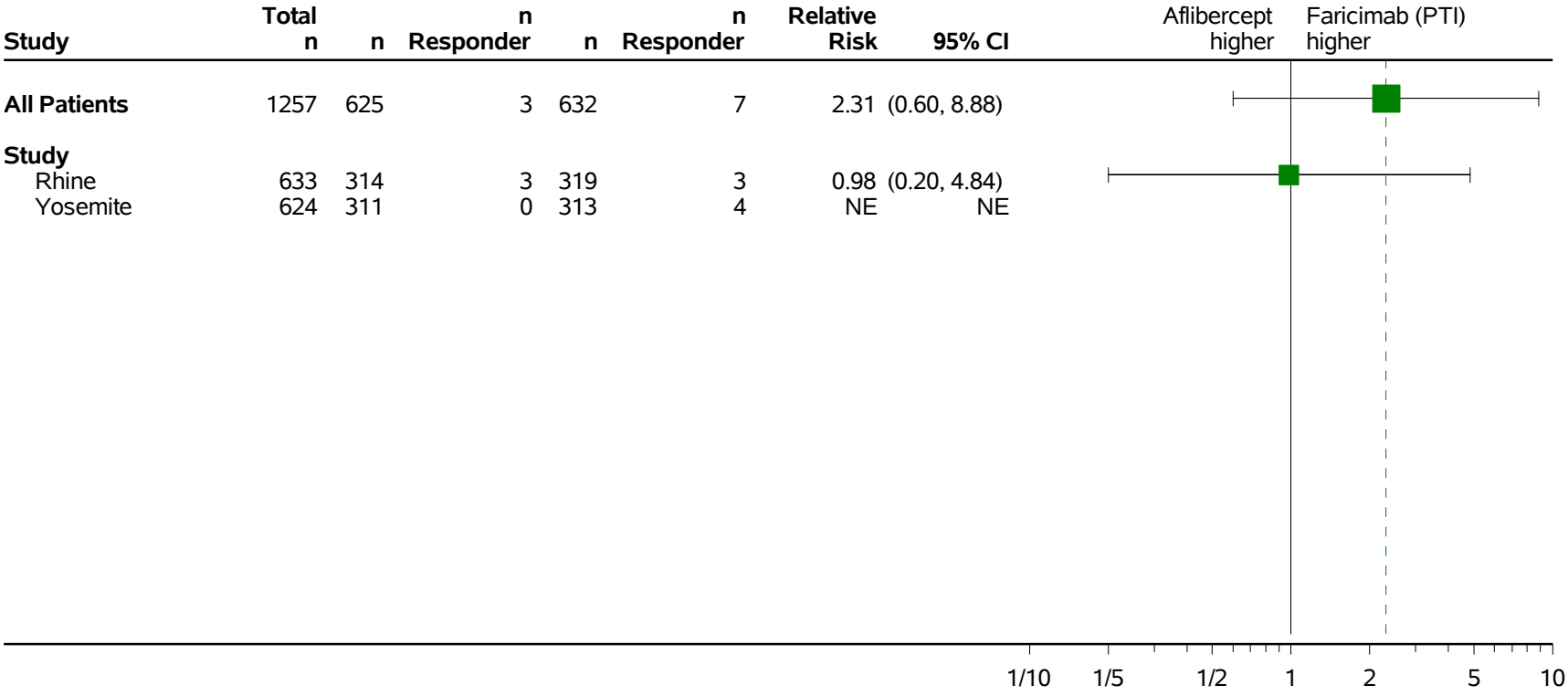

Clinical cut-off: YOSEMITE 01NOV2021 and RHINE 28OCT2021
Program: root/clinical_studies/RO6867461/CDT70122/share/ACE_pool_DME_Base/prod/program/g_forest_rr.sas
Output: root/clinical_studies/RO6867461/CDT70122/share/ACE_pool_DME_CSR_Final/prod/output_saf_bc/g_forest_rr_AESI4aSER_SEBC_OCTNOV2021_DME.pdf 06OCT2022 18:47

POPULATION: Safety-Evaluable Population B vs. C
ENDPOINT: Requires surgical or medical intervention to prevent permanent loss of sight (Study Eye, Serious) throughout the Entire Study
MODEL: Unstratified Analysis
STUDY: GR40349 & GR40398
Forest Plot of Odds Ratio

Study	Total n	Aflibercept (N=625) n	Aflibercept (N=625) n Responder	Faricimab (PTI) (N=632) n	Faricimab (PTI) (N=632) n Responder	Odds Ratio	95% CI
All Patients	1257	625	3	632	7	2.32	(0.60, 9.02)
Study							
Rhine	633	314	3	319	3	0.98	(0.20, 4.91)
Yosemite	624	311	0	313	4	>999.99	(0.00, >999.99)

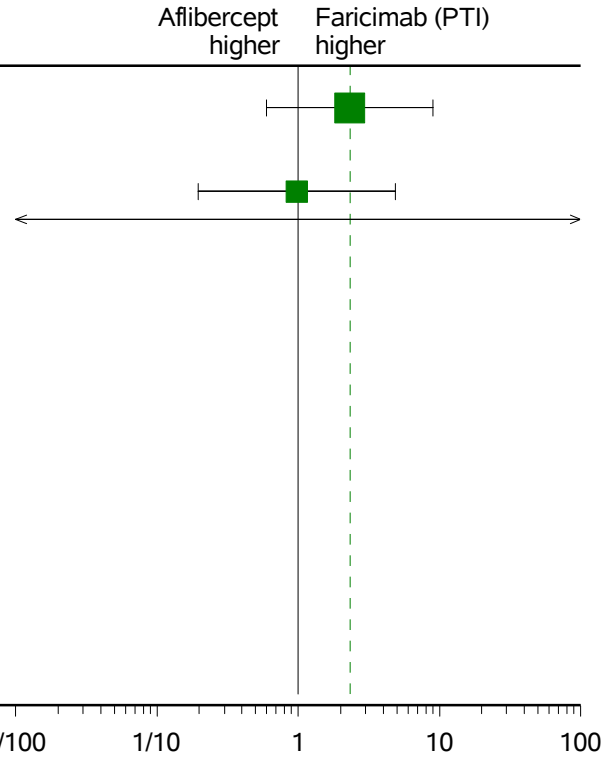

Clinical cut-off: YOSEMITE 01NOV2021 and RHINE 28OCT2021
Program: root/clinical_studies/RO6867461/CDT70122/share/ACE_pool_DME_Base/prod/program/g_forest_or.sas
Output: root/clinical_studies/RO6867461/CDT70122/share/ACE_pool_DME_CSR_Final/prod/output_saf_bc/g_forest_or_AESI4aSER_SEBC_OCTNOV2021_DME.pdf 04OCT2022 16:45

POPULATION: Safety-Evaluable Population B vs. C
ENDPOINT: Requires surgical or medical intervention to prevent permanent loss of sight (Study Eye, Serious) throughout the Entire Study
MODEL: Unstratified analysis
STUDY: GR40349 & GR40398
Dichotomous Analysis by Subgroups (Safety)

		Faricimab (PTI) (N=632)				Aflibercept (N=625)				Faricimab (PTI) vs. Aflibercept															Aflibercept vs. Faricimab (PTI)			
		Patients		Patients with Event		Patients		Patients with Event		Odds Ratio				Absolute Risk Difference				Relative Risk							Relative Risk			
Name	Level	n	%	n	%	n	%	n	%	Odds Ratio	Convergence Reason	95% Lower CL	95% Upper CL	Absolute Risk	Convergence Reason	95% Lower CL	95% Upper CL	Relative Risk	Convergence Reason	95% Lower CL	95% Upper CL	p-value (Cochran-Mantel-Haenszel)	Interaction Test p-value (likelihood ratio)	Relative Risk	Convergence Reason	95% Lower CL	95% Upper CL
All	n/a	632	100,0	7	1,1	625	100,0	3	0,5	2,32	Convergence criterion (GCONV=1E-8) satisfied.	0,60	9,02	0,006	Algorithm converged.	-0,004	0,016	2,31	Algorithm converged.	0,60	8,88	0,2106		0,43	Algorithm converged.	0,11	1,67
Sex	Male	398	62,7	5	1,3	363	58,1	3	0,8	1,53	Convergence criterion (GCONV=1E-8) satisfied.	0,36	6,47	0,004	Algorithm converged.	-0,010	0,019	1,53	Algorithm converged.	0,37	6,35	0,5569	0,1703	0,65	Algorithm converged.	0,16	2,72
	Female	234	37,3	2	0,8	262	41,9	0	0,0	*	Quasi-complete separation of data points detected.			*	WARNING: Negative of Hessian not positive definite.			NE	Algorithm converged.	NE	NE	0,1358		NE	Algorithm converged.	NE	NE
Age	< 65 years	352	55,7	1	0,3	362	57,9	2	0,6	0,51	Convergence criterion (GCONV=1E-8) satisfied.	0,05	5,68	-0,003	Algorithm converged.	-0,012	0,007	0,51	Algorithm converged.	0,05	5,65	0,5796	0,1156	1,94	Algorithm converged.	0,18	21,35
	>= 65 years	280	44,3	6	2,1	263	42,1	1	0,4	5,74	Convergence criterion (GCONV=1E-8) satisfied.	0,69	47,98	0,018	Algorithm converged.	-0,001	0,036	5,64	Algorithm converged.	0,68	46,50	0,0691		0,18	Algorithm converged.	0,02	1,46
Baseline BCVA ETDRS letter score	< 64 letters	281	44,5	3	1,8	284	45,4	2	0,7	2,55	Convergence criterion (GCONV=1E-8) satisfied.	0,49	13,28	0,011	Algorithm converged.	-0,008	0,029	2,53	Algorithm converged.	0,49	12,92	0,2485	0,8628	0,40	Algorithm converged.	0,08	2,02
	>= 64 letters	349	55,2	2	0,6	341	54,6	1	0,3	1,96	Convergence criterion (GCONV=1E-8) satisfied.	0,18	21,71	0,003	Algorithm converged.	-0,007	0,013	1,95	Algorithm converged.	0,18	21,45	0,5768		0,51	Algorithm converged.	0,05	5,62
	Missing	2	0,3	0	0,0	0	0,0	0	0,0	NE		NE	NE	NE	NE	NE	NE	NE	NE	NE	NE	NE		NE	NE	NE	NE
Geographic region	Europe	219	34,7	2	0,9	218	34,9	2	0,9	1,00	Convergence criterion (GCONV=1E-8) satisfied.	0,14	7,13	0,000	Algorithm converged.	-0,018	0,018	1,00	Algorithm converged.	0,14	7,00	0,9963	0,1421	1,00	Algorithm converged.	0,14	7,07
	America	344	54,4	4	1,2	339	54,2	0	0,0	*	Quasi-complete separation of data points detected.			*	WARNING: Negative of Hessian not positive definite.			NE	Algorithm converged.	NE	NE	0,0466		NE	Algorithm converged.	NE	NE
	Asia Pacific (inc. Australia)	69	10,9	1	1,4	68	10,9	1	1,5	0,99	Convergence criterion (GCONV=1E-8) satisfied.	0,06	16,08	0,000	Algorithm converged.	-0,040	0,040	0,99	Algorithm converged.	0,06	15,44	0,9917		1,01	Algorithm converged.	0,06	15,90

Test for interaction based on RR (Log-binomial regression)
* indicates convergence problem. Result is uninterpretable.
Clinical cut-off: YOSEMITE 01NOV2021 and RHINE 28OCT2021

Program: root/global/globalshare/morse_macros/current/prod/program/t_ae_raw.sas
Output: root/clinical_studies/RO6867461/CDT70122/share/ACE_pool_DME_CSR_Final/prod/output_saf_bc/t_ae_raw_sg_AESI4aSER_SEBC_OCTNOV2021_DME.xls
14MAR2022 16:09

POPULATION: Safety-Evaluable Population B vs. C
ENDPOINT: Requires surgical or medical intervention to prevent permanent loss of sight (Fellow Eye, Serious) through Week 56
MODEL: Unstratified analysis
STUDY: GM40349 & GM40398
Dichotomous Analysis by Subgroups (Safety)

		Faricimab (PTI) (N=632)				Aflibercept (N=625)				Faricimab (PTI) vs. Aflibercept																	Aflibercept vs. Faricimab (PTI)				
		Patients		Patients with Event		Patients		Patients with Event		Odds Ratio				Absolute Risk Difference				Relative Risk									Relative Risk					
Name	Level	n	%	n	%	n	%	n	%	Odds Ratio		Convergence Reason	95% Lower CL	95% Upper CL	Absolute Risk		Convergence Reason	95% Lower CL	95% Upper CL	Relative Risk		Convergence Reason	95% Lower CL	95% Upper CL	p-value (Cochran-Mantel-Haenszel)	Interaction Test p-value (likelihood ratio)	Relative Risk		Convergence Reason	95% Lower CL	95% Upper CL
All	n/a	632	100,0	3	0,5	625	100,0	2	0,3	1,49		Convergence criterion (GCONV=1E-8) satisfied.	0,25	8,92	0,002		Algorithm converged.	-0,005	0,008	1,48		Algorithm converged.	0,25	8,85	0,6632		0,67		Algorithm converged.	0,11	4,02
Study	Rhine	319	50,5	0	0,0	314	50,2	0	0,0	NE			NE	NE	NE		NE	NE	NE	NE		NE	NE	NE	NE	1,0000	NE		NE	NE	NE
	Yosemite	313	49,5	3	1,0	311	49,8	2	0,6	1,50		Convergence criterion (GCONV=1E-8) satisfied.	0,25	9,01	0,003		Algorithm converged.	-0,011	0,017	1,49		Algorithm converged.	0,25	8,86	0,6589		0,67		Algorithm converged.	0,11	3,99

Includes AEs with onset up to Day 405 (last day of Week 56 analysis visit window).
Test for interaction based on RR (Log-binomial regression)
* indicates convergence problem. Result is uninterpretable.
Clinical cut-off: YOSEMITE 01NOV2021 and RHINE 28OCT2021

Program: root/clinical_studies/RO6867461/CDT70122/share/ACE_pool_DME_CSR_Final/prod/program/t_ae_raw.sas
Output: root/clinical_studies/RO6867461/CDT70122/share/ACE_pool_DME_CSR_Final/prod/output_saf_bc/t_ae_raw_sg_AESI4bSER_AEW56_SEBC_OCTNOV2021_DME.xls
11AUG2022 17:50

POPULATION: Safety-Evaluable Population B vs. C
ENDPOINT: Requires surgical or medical intervention to prevent permanent loss of sight (Fellow Eye, Serious) through Week 56
MODEL: Unadjusted Analysis
STUDY: GR40349 & GR40398
Forest Plot of Relative Risk

Study	Total n	Aflibercept (N=625) n	Aflibercept (N=625) n Responder	Faricimab (PTI) (N=632) n	Faricimab (PTI) (N=632) n Responder	Relative Risk	95% CI
All Patients	1257	625	2	632	3	1.48	(0.25, 8.85)
Study							
Rhine	633	314	0	319	0	NE	NE
Yosemite	624	311	2	313	3	1.49	(0.25, 8.86)

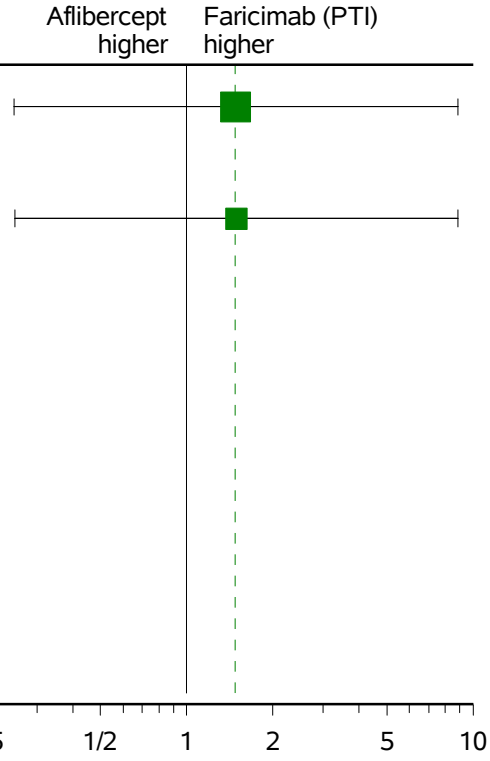

Clinical cut-off: YOSEMITE 01NOV2021 and RHINE 28OCT2021
Program: root/clinical_studies/RO6867461/CDT70122/share/ACE_pool_DME_Base/prod/program/g_forest_rr.sas
Output: root/clinical_studies/RO6867461/CDT70122/share/ACE_pool_DME_CSR_Final/prod/output_saf_bc/g_forest_rr_AESI4bSER_AEW56_SEBC_OCTNOV2021_DME.pdf 06OCT2022 18:55

POPULATION: Safety-Evaluable Population B vs. C
ENDPOINT: Requires surgical or medical intervention to prevent permanent loss of sight (Fellow Eye, Serious) through Week 56
MODEL: Unstratified Analysis
STUDY: GR40349 & GR40398
Forest Plot of Odds Ratio

Study	Total n	Aflibercept (N=625) n	Aflibercept (N=625) n Responder	Faricimab (PTI) (N=632) n	Faricimab (PTI) (N=632) n Responder	Odds Ratio	95% CI
All Patients	1257	625	2	632	3	1.49	(0.25, 8.92)
Study							
Rhine	633	314	0	319	0	NE	NE
Yosemite	624	311	2	313	3	1.50	(0.25, 9.01)

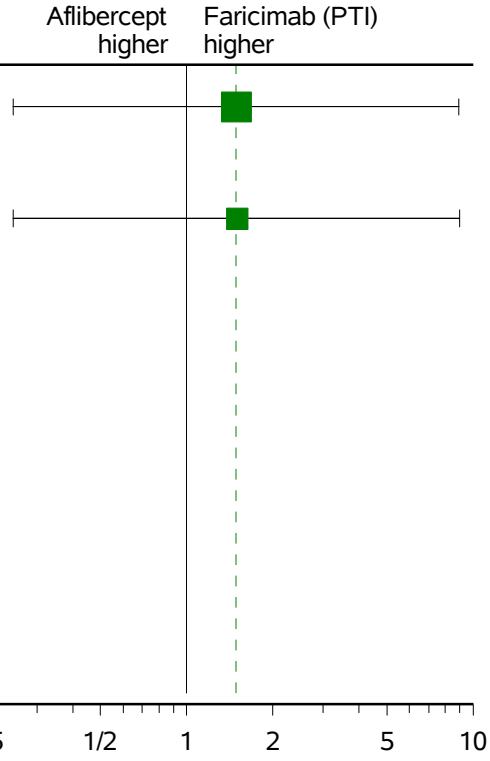

Clinical cut-off: YOSEMITE 01NOV2021 and RHINE 28OCT2021
Program: root/clinical_studies/RO6867461/CDT70122/share/ACE_pool_DME_Base/prod/program/g_forest_or.sas
Output: root/clinical_studies/RO6867461/CDT70122/share/ACE_pool_DME_CSR_Final/prod/output_saf_bc/g_forest_or_AESI4bSER_AEW56_SEBC_OCTNOV2021_DME.pdf 04OCT2022 16:51

POPULATION: Safety-Evaluable Population B vs. C
ENDPOINT: Requires surgical or medical intervention to prevent permanent loss of sight (Fellow Eye, Serious) through Week 56
MODEL: Unstratified analysis
STUDY: GR40349 & GR40398
Dichotomous Analysis by Subgroups (Safety)

		Faricimab (PTI) (N=632)				Aflibercept (N=625)				Faricimab (PTI) vs. Aflibercept																		Aflibercept vs. Faricimab (PTI)				
		Patients		Patients with Event		Patients		Patients with Event		Odds Ratio									Absolute Risk Difference						Relative Risk						Relative Risk				
Name	Level	n	%	n	%	n	%	n	%	Odds Ratio		Convergence Reason	95% Lower CL	95% Upper CL	Absolute Risk		Convergence Reason	95% Lower CL	95% Upper CL	Relative Risk		Convergence Reason	95% Lower CL	95% Upper CL	p-value (Cochran-Mantel-Haenszel)	Interaction Test p-value (likelihood ratio)	Relative Risk		Convergence Reason	95% Lower CL	95% Upper CL
All	n/a	632	100,0	3	0,5	625	100,0	2	0,3	1,49		Convergence criterion (GCONV=1E-8) satisfied.	0,25	8,92	0,002		Algorithm converged.	-0,005	0,008	1,48		Algorithm converged.	0,25	8,85	0,6632		0,67		Algorithm converged.	0,11	4,02
Sex	Male	396	62,7	2	0,5	363	58,1	2	0,6	0,92		Convergence criterion (GCONV=1E-8) satisfied.	0,13	6,54	0,000		Algorithm converged.	-0,011	0,010	0,92		Algorithm converged.	0,13	6,47	0,9305	0,2457	1,09		Algorithm converged.	0,15	7,70
	Female	236	37,3	1	0,4	262	41,9	0	0,0		*	Quasi-complete separation of data points detected.				*	WARNING: Negative of Hessian not positive definite.			NE		Algorithm converged.	NE	NE	0,2925		NE		Algorithm converged.	NE	NE
Age	< 65 years	352	55,7	2	0,6	362	57,9	2	0,6	1,03		Convergence criterion (GCONV=1E-8) satisfied.	0,14	7,34	0,000		Algorithm converged.	-0,011	0,011	1,03		Algorithm converged.	0,15	7,28	0,9776	0,2908	0,97		Algorithm converged.	0,14	6,87
	>= 65 years	280	44,3	1	0,4	263	42,1	0	0,0		*	Quasi-complete separation of data points detected.				*	WARNING: Negative of Hessian not positive definite.			NE		Algorithm converged.	NE	NE	0,3325		NE		Algorithm converged.	NE	NE
Baseline BCVA ETDRS letter score	< 64 letters	281	44,5	3	1,1	284	45,4	2	0,7	1,52		Convergence criterion (GCONV=1E-8) satisfied.	0,25	9,17	0,004		Algorithm converged.	-0,012	0,019	1,52		Algorithm converged.	0,26	9,00	0,6450	1,0000	0,66		Algorithm converged.	0,11	3,92
	>= 64 letters	349	55,2	0	0,0	341	54,6	0	0,0	NE			NE	NE	NE		NE	NE	NE	NE		NE	NE	NE	NE		NE		NE	NE	NE
	Missing	2	0,3	0	0,0	0	0,0	0	0,0	NE			NE	NE	NE		NE	NE	NE	NE		NE	NE	NE	NE		NE		NE	NE	NE
Geographic region	Europe	219	34,7	1	0,5	218	34,9	0	0,0		*	Quasi-complete separation of data points detected.				*	WARNING: Negative of Hessian not positive definite.			NE		Algorithm converged.	NE	NE	0,3184	0,2312	NE		Algorithm converged.	NE	NE
	America	344	54,4	1	0,3	339	54,2	2	0,6	0,49		Convergence criterion (GCONV=1E-8) satisfied.	0,04	5,44	-0,003		Algorithm converged.	-0,013	0,007	0,49		Algorithm converged.	0,04	5,41	0,5546		2,03		Algorithm converged.	0,18	22,28
	Asia Pacific (inc. Australia)	69	10,9	1	1,4	68	10,9	0	0,0		*	Quasi-complete separation of data points detected.				*	WARNING: The relative Hessian convergence criterion of 11.992173265 is greater than the limit of 0.0001. The convergence is questionable.			NE		Algorithm converged.	NE	NE	0,3208		NE		Algorithm converged.	NE	NE

Includes AEs with onset up to Day 405 (last day of Week 56 analysis visit window).
Test for interaction based on RR (log-binomial regression)
* indicates convergence problem. Result is uninterpretable.
Clinical cut-off: YOSEMITE 01NOV2021 and RHINE 28OCT2021

Program: root/clinical_studies/RO6867461/CDT70122/share/ACE_pool_DME_CSR_Final/prod/program/t_ae_raw.sas
Output: root/clinical_studies/RO6867461/CDT70122/share/ACE_pool_DME_CSR_Final/prod/output_saf_bc/t_ae_raw_sg_AESI4bSER_AEW56_SEBC_OCTNOV2021_DME.xls
11AUG2022 17:50

POPULATION: Safety-Evaluable Population B vs. C
ENDPOINT: Requires surgical or medical intervention to prevent permanent loss of sight (Fellow Eye, Serious) throughout the Entire Study
MODEL: Unstratified analysis
STUDY: GM40349 & GM40398
Dichotomous Analysis by Subgroups (Safety)

		Faricimab (PTI) (N=632)				Aflibercept (N=625)				Faricimab (PTI) vs. Aflibercept																Aflibercept vs. Faricimab (PTI)				
		Patients		Patients with Event		Patients		Patients with Event		Odds Ratio					Absolute Risk Difference				Relative Risk							Relative Risk				
Name	Level	n	%	n	%	n	%	n	%	Odds Ratio		Convergence Reason	95% Lower CL	95% Upper CL	Absolute Risk		Convergence Reason	95% Lower CL	95% Upper CL	Relative Risk		Convergence Reason	95% Lower CL	95% Upper CL	p-value (Cochran-Mantel-Haenszel)	Interaction Test p-value (likelihood ratio)	Relative Risk		Convergence Reason	95% Lower CL	95% Upper CL
All	n/a	632	100,0	4	0,6	625	100,0	3	0,5	1,32		Convergence criterion (GCONV=1E-8) satisfied.	0,29	5,92	0,002		Algorithm converged.	-0,007	0,010	1,32		Algorithm converged.	0,30	5,87	0,7158		0,76		Algorithm converged.	0,17	3,37
Study	Rhine	319	50,5	0	0,0	314	50,2	1	0,3		*	Quasi-complete separation of data points detected.				*	ERROR: The mean parameter is either invalid or at a limit of its range for some observations.			0,00		Algorithm converged.	0,00	NE	0,3139	0,1639	>999,99		Algorithm converged.	0,00	NE
	Yosemite	313	49,5	4	1,3	311	49,8	2	0,6	2,00		Convergence criterion (GCONV=1E-8) satisfied.	0,36	11,00	0,006		Algorithm converged.	-0,009	0,022	1,99		Algorithm converged.	0,37	10,77	0,4168		0,50		Algorithm converged.	0,09	2,73

Test for interaction based on RR (Log-binomial regression)
* indicates convergence problem. Result is uninterpretable.
Clinical cut-off: YOSEMITE 01NOV2021 and RHINE 28OCT2021

Program: root/global/globalshare/morse_macros/current/prod/program/t_ae_raw.sas
Output: root/clinical_studies/RO6867461/CDT70122/share/ACE_pool_DME_CSR_Final/prod/output_saf_bc/t_ae_raw_sg2_AESI4hSER_SEBC_OCTNOV2021_DME.xls
14MAR2022 18:38

POPULATION: Safety-Evaluable Population B vs. C
ENDPOINT: Requires surgical or medical intervention to prevent permanent loss of sight (Fellow Eye, Serious) throughout the Entire Study
MODEL: Unadjusted Analysis
STUDY: GR40349 & GR40398
Forest Plot of Relative Risk

Study	Total n	Aflibercept (N=625) n	Aflibercept (N=625) n Responder	Faricimab (PTI) (N=632) n	Faricimab (PTI) (N=632) n Responder	Relative Risk	95% CI
All Patients	1257	625	3	632	4	1.32	(0.30, 5.87)
Study							
Rhine	633	314	1	319	0	0.00	(0.00, NE)
Yosemite	624	311	2	313	4	1.99	(0.37, 10.77)

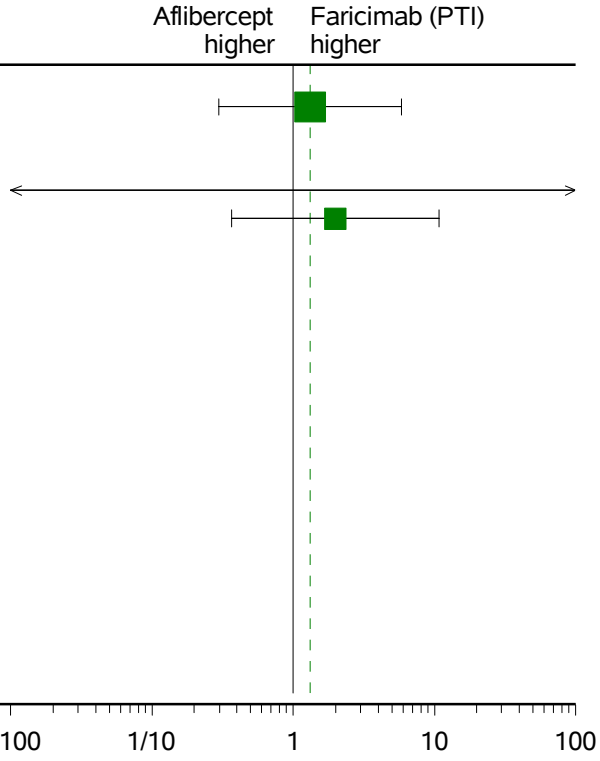

Clinical cut-off: YOSEMITE 01NOV2021 and RHINE 28OCT2021
Program: root/clinical_studies/RO6867461/CDT70122/share/ACE_pool_DME_Base/prod/program/g_forest_rr.sas
Output: root/clinical_studies/RO6867461/CDT70122/share/ACE_pool_DME_CSR_Final/prod/output_saf_bc/g_forest_rr_AESI4bSER_SEBC_OCTNOV2021_DME.pdf 06OCT2022 18:56

POPULATION: Safety-Evaluable Population B vs. C
ENDPOINT: Requires surgical or medical intervention to prevent permanent loss of sight (Fellow Eye, Serious) throughout the Entire Study
MODEL: Unstratified Analysis
STUDY: GR40349 & GR40398
Forest Plot of Odds Ratio

Study	Total n	Aflibercept (N=625) n	Aflibercept (N=625) n Responder	Faricimab (PTI) (N=632) n	Faricimab (PTI) (N=632) n Responder	Odds Ratio	95% CI
All Patients	1257	625	3	632	4	1.32	(0.29, 5.92)
Study							
Rhine	633	314	1	319	0	0.00	(0.00, NE)
Yosemite	624	311	2	313	4	2.00	(0.36, 11.00)

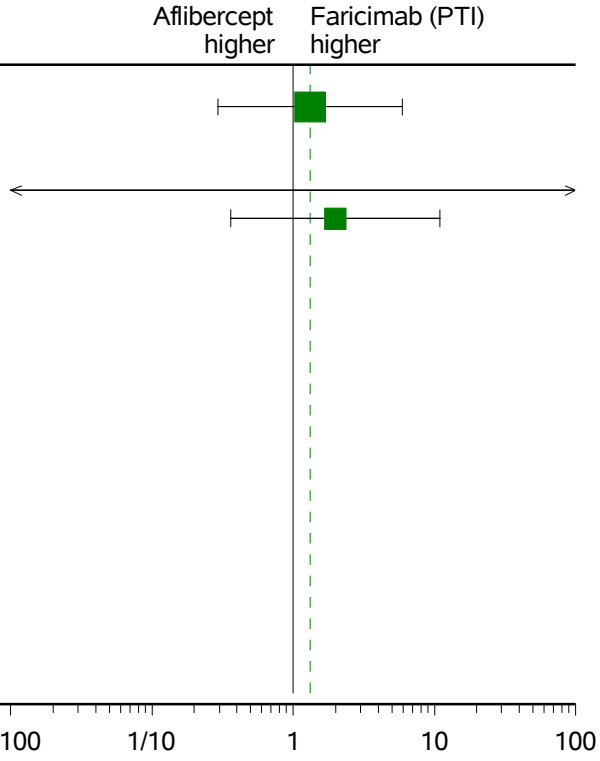

Clinical cut-off: YOSEMITE 01NOV2021 and RHINE 28OCT2021
Program: root/clinical_studies/RO6867461/CDT70122/share/ACE_pool_DME_Base/prod/program/g_forest_or.sas
Output: root/clinical_studies/RO6867461/CDT70122/share/ACE_pool_DME_CSR_Final/prod/output_saf_bc/g_forest_or_AESI4bSER_SEBC_OCTNOV2021_DME.pdf 04OCT2022 16:51

POPULATION: Safety-Evaluable Population B vs. C
ENDPOINT: Requires surgical or medical intervention to prevent permanent loss of sight (Fellow Eye, Serious) throughout the Entire Study
MODEL: Unstratified analysis
STUDY: GR40349 & GR40398
Dichotomous Analysis by Subgroups (Safety)

		Faricimab (PTI) (N=632)				Aflibercept (N=625)				Faricimab (PTI) vs. Aflibercept																Aflibercept vs. Faricimab (PTI)					
		Patients		Patients with Event		Patients		Patients with Event		Odds Ratio					Absolute Risk Difference					Relative Risk							Relative Risk					
Name	Level	n	%	n	%	n	%	n	%	Odds Ratio		Convergence Reason	95% Lower CL	95% Upper CL	Absolute Risk		Convergence Reason	95% Lower CL	95% Upper CL	Relative Risk		Convergence Reason	95% Lower CL	95% Upper CL	p-value (Cochran-Mantel-Haenszel)	Interaction Test p-value (likelihood ratio)	Relative Risk		Convergence Reason	95% Lower CL	95% Upper CL
All	n/a	632	100,0	4	0,6	625	100,0	3	0,5	1,32		Convergence criterion (GCONV=1E-8) satisfied.	0,29	5,92	0,002		Algorithm converged.	-0,007	0,010	1,32		Algorithm converged.	0,30	5,87	0,7158		0,76		Algorithm converged.	0,17	3,37
Sex	Male	396	62,7	3	0,8	363	58,1	2	0,6	1,38		Convergence criterion (GCONV=1E-8) satisfied.	0,23	8,29	0,002		Algorithm converged.	-0,009	0,014	1,37		Algorithm converged.	0,23	8,18	0,7254	0,8986	0,73		Algorithm converged.	0,12	4,33
	Female	236	37,3	1	0,4	262	41,9	1	0,4	1,11		Convergence criterion (GCONV=1E-8) satisfied.	0,07	17,86	0,000		Algorithm converged.	-0,011	0,012	1,11		Algorithm converged.	0,07	17,65	0,9410		0,90		Algorithm converged.	0,08	14,32
Age	< 65 years	352	55,7	3	0,9	362	57,9	2	0,6	1,53		Convergence criterion (GCONV=1E-8) satisfied.	0,26	9,32	0,003		Algorithm converged.	-0,009	0,015	1,54		Algorithm converged.	0,26	9,18	0,6313	0,7678	0,63		Algorithm converged.	0,11	3,86
	>= 65 years	280	44,3	1	0,4	263	42,1	1	0,4	0,94		Convergence criterion (GCONV=1E-8) satisfied.	0,06	15,09	0,000		Algorithm converged.	-0,010	0,010	0,94		Algorithm converged.	0,06	14,94	0,9646		1,06		Algorithm converged.	0,07	16,93
Baseline BCVA ETDRS letter score	< 64 letters	281	44,5	3	1,1	284	45,4	3	1,1	1,01		Convergence criterion (GCONV=1E-8) satisfied.	0,20	5,05	0,000		Algorithm converged.	-0,017	0,017	1,01		Algorithm converged.	0,21	4,96	0,9896	0,2709	0,99		Algorithm converged.	0,29	4,86
	>= 64 letters	349	55,2	1	0,3	341	54,6	0	0,0		*	Quasi-complete separation of data points detected.				*	WARNING: The relative Hessian convergence criterion of 53.071571525 is greater than the limit of 0.0001. The convergence is questionable.			NE		Algorithm converged.	NE	NE	0,3229		NE		Algorithm converged.	NE	NE
	Missing	2	0,3	0	0,0	0	0,0	0	0,0	NE			NE	NE	NE		NE	NE	NE	NE		NE	NE	NE	NE		NE		NE	NE	NE
Geographic region	Europe	219	34,7	1	0,5	218	34,9	0	0,0		*	Quasi-complete separation of data points detected.				*	WARNING: Negative of Hessian not positive definite.			NE		Algorithm converged.	NE	NE	0,3184	0,5341	NE		Algorithm converged.	NE	NE
	America	344	54,4	2	0,6	339	54,2	2	0,6	0,99		Convergence criterion (GCONV=1E-8) satisfied.	0,14	7,04	0,000		Algorithm converged.	-0,012	0,011	0,99		Algorithm converged.	0,14	6,96	0,9883		1,01		Algorithm converged.	0,14	7,16
	Asia Pacific (inc. Australia)	69	10,9	1	1,4	68	10,9	1	1,5	0,99		Convergence criterion (GCONV=1E-8) satisfied.	0,06	16,08	0,000		Algorithm converged.	-0,040	0,040	0,99		Algorithm converged.	0,06	15,44	0,9917		1,01		Algorithm converged.	0,06	15,90

Test for interaction based on RR (Log-binomial regression)
* indicates convergence problem. Result is uninterpretable.
Clinical cut-off: YOSEMITE 01NOV2021 and RHINE 28OCT2021

Program: root/global/globalshare/morse_macros/current/prod/program/t_ae_raw.sas
Output: root/clinical_studies/RO6867461/CDT70122/share/ACE_pool_DME_CSR_Final/prod/output_saf_bc/t_ae_raw_sg_AESI4bSER_SEBC_OCTNOV2021_DME.xls
14MAR2022 16:21

POPULATION: Safety-Evaluable Population B vs. C
ENDPOINT: Associated with severe intraocular inflammation (Study Eye, Serious) through Week 56
MODEL: Unstratified analysis
STUDY: GM40349 & GM40398
Dichotomous Analysis by Subgroups (Safety)

		Faricimab (PTI) (N=632)				Aflibercept (N=625)				Faricimab (PTI) vs. Aflibercept																	Aflibercept vs. Faricimab (PTI)				
		Patients		Patients with Event		Patients		Patients with Event		Odds Ratio					Absolute Risk Difference						Relative Risk								Relative Risk				
Name	Level	n	%	n	%	n	%	n	%	Odds Ratio		Convergence Reason	95% Lower CL	95% Upper CL	Absolute Risk		Convergence Reason	95% Lower CL	95% Upper CL	Relative Risk		Convergence Reason	95% Lower CL	95% Upper CL	p-value (Cochran-Mantel-Haenszel)	Interaction Test p-value (likelihood ratio)	Relative Risk		Convergence Reason	95% Lower CL	95% Upper CL
All	n/a	632	100,0	5	0,8	625	100,0	1	0,2	4,98		Convergence criterion (GCONV=1E-8) satisfied.	0,58	42,71	0,006		Algorithm converged.	-0,001	0,014	4,94		Algorithm converged.	0,58	42,20	0,1047		0,20		Algorithm converged.	0,02	1,73
Study	Rhine	319	50,5	0	0,0	314	50,2	1	0,3		*	Quasi-complete separation of data points detected.				*	ERROR: The mean parameter is either invalid or at a limit of its range for some observations.			0,00		Algorithm converged.	0,00	NE	0,3135	0,0198	>999.99		Algorithm converged.	0,00	NE
	Yosemite	313	49,5	5	1,6	311	49,8	0	0,0		*	Quasi-complete separation of data points detected.				*	WARNING: Negative of Hessian not positive definite.			NE		Algorithm converged.	NE	NE	0,0253		NE		Algorithm converged.	NE	NE

Includes AEs with onset up to Day 405 (last day of Week 56 analysis visit window).
Test for interaction based on RR (log-binomial regression)
* indicates convergence problem. Result is uninterpretable.
Clinical cut-off: YOSEMITE 01NOV2021 and RHINE 28OCT2021

Program: root/clinical_studies/RO6867461/CDT70122/share/ACE_pool_DME_CSR_Final/prod/program/t_ae_raw.sas
Output: root/clinical_studies/RO6867461/CDT70122/share/ACE_pool_DME_CSR_Final/prod/output_saf_bc/t_ae_raw_sg_AESI5aSER_AEW56_SERC_OCTNOV2021_DME.xls
11AUG2022 17:40

POPULATION: Safety-Evaluable Population B vs. C
ENDPOINT: Associated with severe intraocular inflammation (Study Eye, Serious) through Week 56
MODEL: Unadjusted Analysis
STUDY: GR40349 & GR40398
Forest Plot of Relative Risk

Study	Total n	Aflibercept (N=625) n	Aflibercept (N=625) n Responder	Faricimab (PTI) (N=632) n	Faricimab (PTI) (N=632) n Responder	Relative Risk	95% CI
All Patients	1257	625	1	632	5	4.94	(0.58, 42.20)
Study							
Rhine	633	314	1	319	0	0.00	(0.00, NE)
Yosemite	624	311	0	313	5	NE	NE

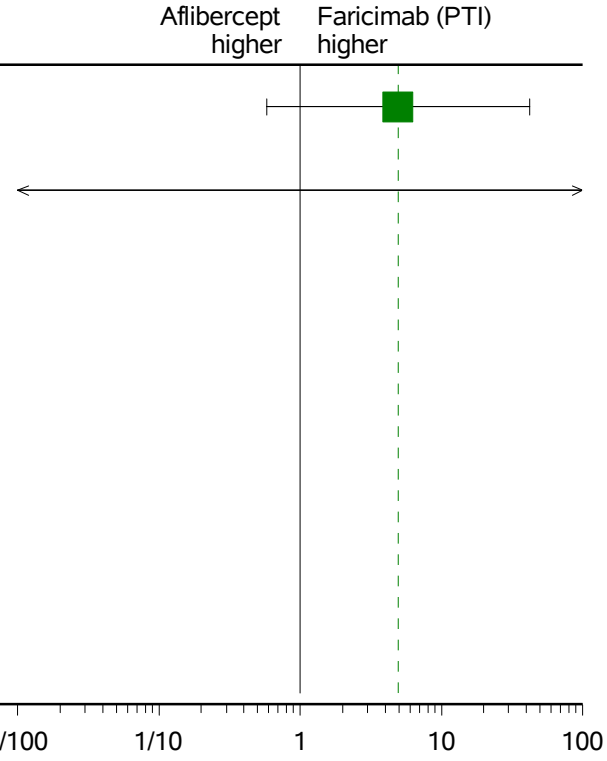

Clinical cut-off: YOSEMITE 01NOV2021 and RHINE 28OCT2021
Program: root/clinical_studies/RO6867461/CDT70122/share/ACE_pool_DME_Base/prod/program/g_forest_rr.sas
Output: root/clinical_studies/RO6867461/CDT70122/share/ACE_pool_DME_CSR_Final/prod/output_saf_bc/g_forest_rr_AESI5aSER_AEW56_SEBC_OCTNOV2021_DME.pdf 06OCT2022 18:48

POPULATION: Safety-Evaluable Population B vs. C
ENDPOINT: Associated with severe intraocular inflammation (Study Eye, Serious) through Week 56
MODEL: Unstratified Analysis
STUDY: GR40349 & GR40398
Forest Plot of Odds Ratio

Study	Total n	Aflibercept (N=625) n	Aflibercept (N=625) Responder	Faricimab (PTI) (N=632) n	Faricimab (PTI) (N=632) Responder	Odds Ratio	95% CI
All Patients	1257	625	1	632	5	4.98	(0.58, 42.71)
Study							
Rhine	633	314	1	319	0	0.00	(0.00, NE)
Yosemite	624	311	0	313	5	>999.99	(0.00, >999.99)

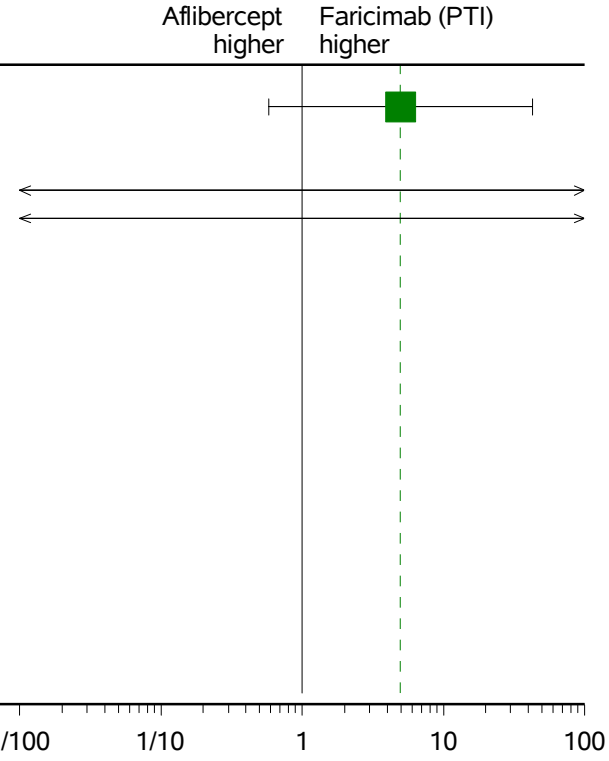

Clinical cut-off: YOSEMITE 01NOV2021 and RHINE 28OCT2021
Program: root/clinical_studies/RO6867461/CDT70122/share/ACE_pool_DME_Base/prod/program/g_forest_or.sas
Output: root/clinical_studies/RO6867461/CDT70122/share/ACE_pool_DME_CSR_Final/prod/output_saf_bc/g_forest_or_AESI5aSER_AEW56_SEBC_OCTNOV2021_DME.pdf 04OCT2022 16:45

POPULATION: Safety-Evaluable Population B vs. C
ENDPOINT: Associated with severe intraocular inflammation (Study Eye, Serious) through Week 56
MODEL: Unstratified analysis
STUDY: GR40349 & GR40398
Dichotomous Analysis by Subgroups (Safety)

		Faricimab (PTI) (N=632)				Aflibercept (N=625)				Faricimab (PTI) vs. Aflibercept																	Aflibercept vs. Faricimab (PTI)				
		Patients		Patients with Event		Patients		Patients with Event		Odds Ratio					Absolute Risk Difference						Relative Risk						Relative Risk					
Name	Level	n	%	n	%	n	%	n	%	Odds Ratio		Convergence Reason	95% Lower CL	95% Upper CL	Absolute Risk		Convergence Reason	95% Lower CL	95% Upper CL	Relative Risk	Convergence Reason	95% Lower CL	95% Upper CL	p-value (Cochran-Mantel-Haenszel)	Interaction Test p-value (likelihood ratio)	Relative Risk		Convergence Reason	95% Lower CL	95% Upper CL
All	n/a	632	100,0	5	0,8	625	100,0	1	0,2	4,98		Convergence criterion (GCONV=1E-8) satisfied.	0,58	42,71	0,006		Algorithm converged.	-0,001	0,014	4,94	Algorithm converged.	0,58	42,20	0,1047		0,20		Algorithm converged.	0,02	1,73
Sex	Male	396	62,7	2	0,5	363	58,1	1	0,3	1,84		Convergence criterion (GCONV=1E-8) satisfied.	0,17	20,35	0,002		Algorithm converged.	-0,007	0,011	1,83	Algorithm converged.	0,17	20,13	0,6148	0,1808	0,55		Algorithm converged.	0,05	5,99
	Female	236	37,3	3	1,3	262	41,9	0	0,0		*	Quasi-complete separation of data points detected.				*	WARNING: Negative of Hessian not positive definite.			NE	Algorithm converged.	NE	NE	0,0675		NE		Algorithm converged.	NE	NE
Age	< 65 years	352	55,7	4	1,1	362	57,9	1	0,3	4,13		Convergence criterion (GCONV=1E-8) satisfied.	0,46	37,31	0,009		Algorithm converged.	-0,004	0,021	4,11	Algorithm converged.	0,46	36,62	0,1685	0,5410	0,24		Algorithm converged.	0,03	2,16
	>= 65 years	280	44,3	1	0,4	263	42,1	0	0,0		*	Quasi-complete separation of data points detected.				*	WARNING: Negative of Hessian not positive definite.			NE	Algorithm converged.	NE	NE	0,3325		NE		Algorithm converged.	NE	NE
Baseline BCVA ETDRS letter score	< 64 letters	281	44,5	2	0,7	284	45,4	0	0,0		*	Quasi-complete separation of data points detected.				*	WARNING: Negative of Hessian not positive definite.			NE	Algorithm converged.	NE	NE	0,1547	0,3343	NE		Algorithm converged.	NE	NE
	>= 64 letters	349	55,2	3	0,9	341	54,6	1	0,3	2,95		Convergence criterion (GCONV=1E-8) satisfied.	0,31	28,47	0,006		Algorithm converged.	-0,006	0,017	2,93	Algorithm converged.	0,31	28,04	0,3276		0,34		Algorithm converged.	0,04	3,26
	Missing	2	0,3	0	0,0	0	0,0	0	0,0	NE			NE	NE	NE		NE	NE	NE	NE	NE	NE	NE	NE		NE		NE	NE	NE
Geographic region	Europe	219	34,7	1	0,5	218	34,9	1	0,5	1,00		Convergence criterion (GCONV=1E-8) satisfied.	0,06	16,02	0,000		Algorithm converged.	-0,013	0,013	1,00	Algorithm converged.	0,06	15,81	0,9974	0,2689	1,00		Algorithm converged.	0,06	15,96
	America	344	54,4	3	0,9	339	54,2	0	0,0		*	Quasi-complete separation of data points detected.				*	WARNING: Negative of Hessian not positive definite.			NE	Algorithm converged.	NE	NE	0,0851		NE		Algorithm converged.	NE	NE
	Asia Pacific (inc. Australia)	69	10,9	1	1,4	68	10,9	0	0,0		*	Quasi-complete separation of data points detected.				*	WARNING: The relative Hessian convergence criterion of 11.992173254 is greater than the limit of 0.0001. The convergence is questionable.			NE	Algorithm converged.	NE	NE	0,3208		NE		Algorithm converged.	NE	NE

Includes AEs with onset up to Day 405 (last day of Week 56 analysis visit window).
Test for interaction based on RR (log-binomial regression)
* indicates convergence problem. Result is uninterpretable.
Clinical cut-off: YOSEMITE 01NOV2021 and RHINE 28OCT2021

Program: root/clinical_studies/RO6867461/CDT70122/share/ACE_pool_DME_CSR_Final/prod/program/t_ae_raw.sas
Output: root/clinical_studies/RO6867461/CDT70122/share/ACE_pool_DME_CSR_Final/prod/output_saf_bc/t_ae_raw_sg_AESI5aSER_AEW56_SEBC_OCTNOV2021_DME.xls
11AUG2022 17:40

POPULATION: Safety-Evaluable Population B vs. C
ENDPOINT: Associated with severe intraocular inflammation (Study Eye, Serious) throughout the Entire Study
MODEL: Unstratified analysis
STUDY: GM40349 & GM40398
Dichotomous Analysis by Subgroups (Safety)

		Faricimab (PTI) (N=632)				Aflibercept (N=625)				Faricimab (PTI) vs. Aflibercept																		Aflibercept vs. Faricimab (PTI)				
		Patients		Patients with Event		Patients		Patients with Event		Odds Ratio					Absolute Risk Difference						Relative Risk								Relative Risk				
Name	Level	n	%	n	%	n	%	n	%	Odds Ratio		Convergence Reason	95% Lower CL	95% Upper CL	Absolute Risk		Convergence Reason	95% Lower CL	95% Upper CL	Relative Risk		Convergence Reason	95% Lower CL	95% Upper CL	p-value (Cochran-Mantel-Haenszel)	Interaction Test p-value (likelihood ratio)	Relative Risk		Convergence Reason	95% Lower CL	95% Upper CL
All	n/a	632	100,0	5	0,8	625	100,0	1	0,2	4,98		Convergence criterion (GCONV=1E-8) satisfied.	0,58	42,71	0,006		Algorithm converged.	-0,001	0,014	4,94		Algorithm converged.	0,58	42,20	0,1047		0,20		Algorithm converged.	0,02	1,73
Study	Rhine	319	50,5	0	0,0	314	50,2	1	0,3		*	Quasi-complete separation of data points detected.				*	ERROR: The mean parameter is either invalid or at a limit of its range for some observations.			0,00		Algorithm converged.	0,00	NE	0,3135	0,0198	>999.99		Algorithm converged.	0,00	NE
	Yosemite	313	49,5	5	1,6	311	49,8	0	0,0		*	Quasi-complete separation of data points detected.				*	WARNING: Negative of Hessian not positive definite.			NE		Algorithm converged.	NE	NE	0,0253		NE		Algorithm converged.	NE	NE

Test for interaction based on RR (Log-binomial regression)
* indicates convergence problem. Result is uninterpretable.
Clinical cut-off: YOSEMITE 01NOV2021 and RHINE 28OCT2021

Program: root/global/globalshare/morse_macros/current/prod/program/t_ae_raw.sas
Output: root/clinical_studies/RO6867461/CDT70122/share/ACE_pool_DME_CSR_Final/prod/output_saf_bc/t_ae_raw_sg2_AESI5aSER_SEBC_OCTNOV2021_DME.xls
14MAR2022 18:28

POPULATION: Safety-Evaluable Population B vs. C
ENDPOINT: Associated with severe intraocular inflammation (Study Eye, Serious) throughout the Entire Study
MODEL: Unadjusted Analysis
STUDY: GR40349 & GR40398
Forest Plot of Relative Risk

Study	Total n	Aflibercept (N=625) n	Aflibercept (N=625) n Responder	Faricimab (PTI) (N=632) n	Faricimab (PTI) (N=632) n Responder	Relative Risk	95% CI
All Patients	1257	625	1	632	5	4.94	(0.58, 42.20)
Study							
Rhine	633	314	1	319	0	0.00	(0.00, NE)
Yosemite	624	311	0	313	5	NE	NE

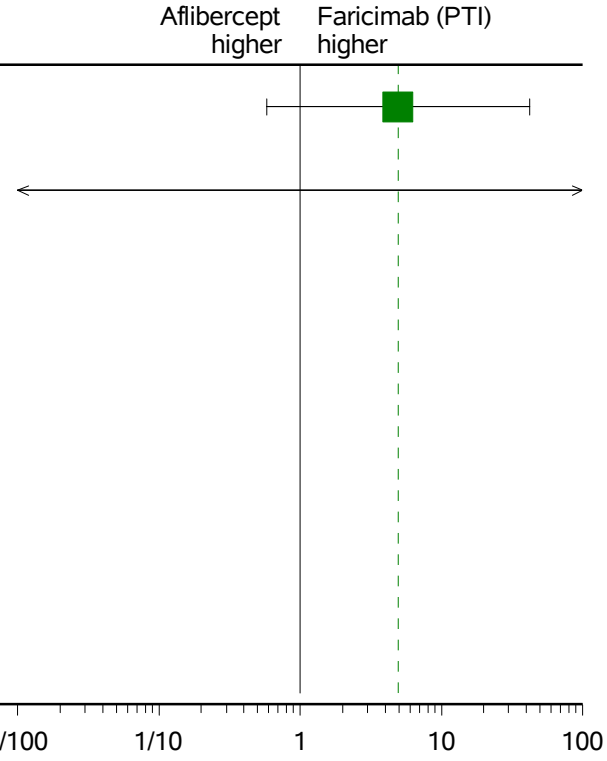

Clinical cut-off: YOSEMITE 01NOV2021 and RHINE 28OCT2021
Program: root/clinical_studies/RO6867461/CDT70122/share/ACE_pool_DME_Base/prod/program/g_forest_rr.sas
Output: root/clinical_studies/RO6867461/CDT70122/share/ACE_pool_DME_CSR_Final/prod/output_saf_bc/g_forest_rr_AESI5aSER_SEBC_OCTNOV2021_DME.pdf 06OCT2022 18:49

POPULATION: Safety-Evaluable Population B vs. C
ENDPOINT: Associated with severe intraocular inflammation (Study Eye, Serious) throughout the Entire Study
MODEL: Unstratified Analysis
STUDY: GR40349 & GR40398
Forest Plot of Odds Ratio

Study	Total n	Aflibercept (N=625) n	Aflibercept (N=625) n Responder	Faricimab (PTI) (N=632) n	Faricimab (PTI) (N=632) n Responder	Odds Ratio	95% CI
All Patients	1257	625	1	632	5	4.98	(0.58, 42.71)
Study							
Rhine	633	314	1	319	0	0.00	(0.00, NE)
Yosemite	624	311	0	313	5	>999.99	(0.00, >999.99)

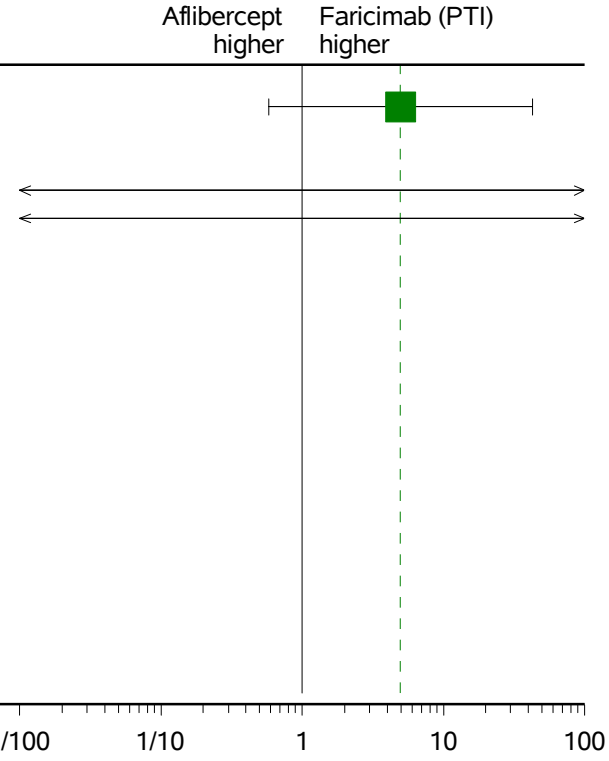

Clinical cut-off: YOSEMITE 01NOV2021 and RHINE 28OCT2021
Program: root/clinical_studies/RO6867461/CDT70122/share/ACE_pool_DME_Base/prod/program/g_forest_or.sas
Output: root/clinical_studies/RO6867461/CDT70122/share/ACE_pool_DME_CSR_Final/prod/output_saf_bc/g_forest_or_AESI5aSER_SEBC_OCTNOV2021_DME.pdf 04OCT2022 16:46

POPULATION: Safety-Evaluable Population B vs. C
ENDPOINT: Associated with severe intraocular inflammation (Study Eye, Serious) throughout the Entire Study
MODEL: Unstratified analysis
STUDY: GR40349 & GR40398
Dichotomous Analysis by Subgroups (Safety)

		Faricimab (PTI) (N=632)				Aflibercept (N=625)				Faricimab (PTI) vs. Aflibercept														Aflibercept vs. Faricimab (PTI)			
		Patients		Patients with Event		Patients		Patients with Event		Odds Ratio				Absolute Risk Difference				Relative Risk						Relative Risk			
Name	Level	n	%	n	%	n	%	n	%	Odds Ratio		Convergence Reason	95% Lower CL	95% Upper CL	Absolute Risk		Convergence Reason	95% Lower CL	95% Upper CL	Relative Risk	Convergence Reason	95% Lower CL	95% Upper CL	p-value (Cochran-Mantel-Haenszel)	Interaction Test p-value (likelihood ratio)	Relative Risk		Convergence Reason	95% Lower CL	95% Upper CL
All	n/a	632	100,0	5	0,8	625	100,0	1	0,2	4,98		Convergence criterion (GCONV=1E-8) satisfied.	0,58	42,71	0,006		Algorithm converged.	-0,001	0,014	4,94	Algorithm converged.	0,58	42,20	0,1047		0,20		Algorithm converged.	0,02	1,73
Sex	Male	396	62,7	2	0,5	363	58,1	1	0,3	1,84		Convergence criterion (GCONV=1E-8) satisfied.	0,17	20,35	0,002		Algorithm converged.	-0,007	0,011	1,83	Algorithm converged.	0,17	20,13	0,6148	0,1808	0,53		Algorithm converged.	0,05	5,99
	Female	236	37,3	3	1,3	262	41,9	0	0,0		*	Quasi-complete separation of data points detected.				*	WARNING: Negative of Hessian not positive definite.			NE	Algorithm converged.	NE	NE	0,0675		NE		Algorithm converged.	NE	NE
Age	< 65 years	352	55,7	4	1,1	362	57,9	1	0,3	4,15		Convergence criterion (GCONV=1E-8) satisfied.	0,46	37,31	0,009		Algorithm converged.	-0,004	0,021	4,11	Algorithm converged.	0,46	36,62	0,1685	0,5410	0,24		Algorithm converged.	0,03	2,16
	>= 65 years	280	44,3	1	0,4	263	42,1	0	0,0		*	Quasi-complete separation of data points detected.				*	WARNING: Negative of Hessian not positive definite.			NE	Algorithm converged.	NE	NE	0,3325		NE		Algorithm converged.	NE	NE
Baseline BCVA ETDRS letter score	< 64 letters	281	44,5	2	0,7	284	45,4	0	0,0		*	Quasi-complete separation of data points detected.				*	WARNING: Negative of Hessian not positive definite.			NE	Algorithm converged.	NE	NE	0,1547	0,3343	NE		Algorithm converged.	NE	NE
	>= 64 letters	349	55,2	3	0,9	341	54,6	1	0,3	2,95		Convergence criterion (GCONV=1E-8) satisfied.	0,31	28,47	0,006		Algorithm converged.	-0,006	0,017	2,93	Algorithm converged.	0,31	28,04	0,3276		0,34		Algorithm converged.	0,04	3,26
	Missing	2	0,3	0	0,0	0	0,0	0	0,0	NE			NE	NE	NE		NE	NE	NE	NE	NE	NE	NE	NE		NE		NE	NE	NE
Geographic region	Europe	219	34,7	1	0,5	218	34,9	1	0,5	1,00		Convergence criterion (GCONV=1E-8) satisfied.	0,06	16,02	0,000		Algorithm converged.	-0,013	0,013	1,00	Algorithm converged.	0,06	15,81	0,9974	0,2689	1,00		Algorithm converged.	0,06	15,96
	America	344	54,4	3	0,9	339	54,2	0	0,0		*	Quasi-complete separation of data points detected.				*	WARNING: Negative of Hessian not positive definite.			NE	Algorithm converged.	NE	NE	0,0851		NE		Algorithm converged.	NE	NE
	Asia Pacific (inc. Australia)	69	10,9	1	1,4	68	10,9	0	0,0		*	Quasi-complete separation of data points detected.				*	WARNING: The relative Hessian convergence criterion of 11.992173254 is greater than the limit of 0.0001. The convergence is questionable.			NE	Algorithm converged.	NE	NE	0,3208		NE		Algorithm converged.	NE	NE

Test for interaction based on RR (Log-binomial regression)
* indicates convergence problem. Result is uninterpretable.
Clinical cut-off: YOSEMITE 01NOV2021 and RHINE 28OCT2021

Program: root/global/globalshare/morse_macros/current/prod/program/t_ae_raw.sas
Output: root/clinical_studies/RO6867461/CDT70122/share/ACE_pool_DME_CSR_Final/prod/output_saf_bc/t_ae_raw_sg_AESI5aSER_SEBC_OCTNOV2021_DME.xls
14MAR2022 16:13

POPULATION: Safety-Evaluable Population B vs. C
ENDPOINT: Associated with severe intraocular inflammation (Fellow Eye, Serious) through Week 56
MODEL: Unstratified analysis
STUDY: GM40349 & GM40398
Dichotomous Analysis by Subgroups (Safety)

		Faricimab (PTI) (N=632)				Aflibercept (N=625)				Faricimab (PTI) vs. Aflibercept																		Aflibercept vs. Faricimab (PTI)				
		Patients		Patients with Event		Patients		Patients with Event		Odds Ratio					Absolute Risk Difference					Relative Risk								Relative Risk				
Name	Level	n	%	n	%	n	%	n	%	Odds Ratio		Convergence Reason	95% Lower CL	95% Upper CL	Absolute Risk		Convergence Reason	95% Lower CL	95% Upper CL	Relative Risk		Convergence Reason	95% Lower CL	95% Upper CL	p-value (Cochran-Mantel-Haenszel)	Interaction Test p-value (likelihood ratio)	Relative Risk		Convergence Reason	95% Lower CL	95% Upper CL
All	n/a	632	100,0	1	0,2	625	100,0	0	0		*	Quasi-complete separation of data points detected.				*	WARNING: The relative Hessian convergence criterion of 83.914042706 is greater than the limit of 0.0001. The convergence is questionable.			NE		Algorithm converged.	NE	NE	0,3200		NE		Algorithm converged.	NE	NE
Study	Rhine	319	50,5	0	0,0	314	50,2	0	0	NE			NE	NE	NE		NE	NE	NE	NE		NE	NE	NE	NE	NE	NE		NE	NE	NE
	Yosemite	313	49,5	1	0,3	311	49,8	0	0		*	Quasi-complete separation of data points detected.				*	WARNING: The relative Hessian convergence criterion of 46.110935207 is greater than the limit of 0.0001. The convergence is questionable.			NE		Algorithm converged.	NE	NE	0,3183		NE		Algorithm converged.	NE	NE

Includes AEs with onset up to Day 405 (last day of Week 56 analysis visit window).
Test for interaction based on RR (Log-binomial regression)
* indicates convergence problem. Result is uninterpretable.
Clinical cut-off: YOSEMITE 01NOV2021 and RHINE 28OCT2021

Program: root/clinical_studies/RO6867461/CDT70122/share/ACE_pool_DME_CSR_Final/prod/program/t_ae_raw.sas
Output: root/clinical_studies/RO6867461/CDT70122/share/ACE_pool_DME_CSR_Final/prod/output_saf_bc/t_ae_raw_sg_AESI5bSER_AEW56_SERC_OCTNOV2021_DME.xls
11AUG2022 17:53

POPULATION: Safety-Evaluable Population B vs. C
ENDPOINT: Associated with severe intraocular inflammation (Fellow Eye, Serious) through Week 56
MODEL: Unstratified Analysis
STUDY: GR40349 & GR40398
Forest Plot of Odds Ratio

Study	Total n	Aflibercept (N=625) n	Aflibercept (N=625) n Responder	Faricimab (PTI) (N=632) n	Faricimab (PTI) (N=632) n Responder	Odds Ratio	95% CI
All Patients	1257	625	0	632	1	>999.99	(0.00, NE)
Study							
Rhine	633	314	0	319	0	NE	NE
Yosemite	624	311	0	313	1	>999.99	(0.00, NE)

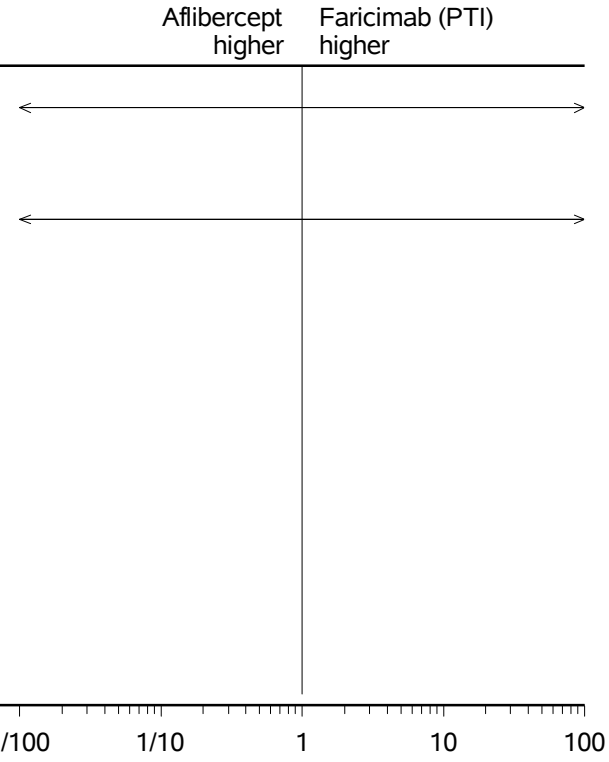

Clinical cut-off: YOSEMITE 01NOV2021 and RHINE 28OCT2021

Program: root/clinical_studies/RO6867461/CDT70122/share/ACE_pool_DME_Base/prod/program/g_forest_or.sas
Output: root/clinical_studies/RO6867461/CDT70122/share/ACE_pool_DME_CSR_Final/prod/output_saf_bc/g_forest_or_AESI5bSER_AEW56_SEBC_OCTNOV2021_DME.pdf 04OCT2022 16:52

POPULATION: Safety-Evaluable Population B vs. C
ENDPOINT: Associated with severe intraocular inflammation (Fellow Eye, Serious) through Week 56
MODEL: Unstratified analysis
STUDY: GR40349 & GR40398
Dichotomous Analysis by Subgroups (Safety)

		Faricimab (PTI) (N=632)				Aflibercept (N=625)				Faricimab (PTI) vs. Aflibercept																Aflibercept vs. Faricimab (PTI)				
		Patients		Patients with Event		Patients		Patients with Event		Odds Ratio					Absolute Risk Difference					Relative Risk							Relative Risk				
Name	Level	n	%	n	%	n	%	n	%	Odds Ratio		Convergence Reason	95% Lower CL	95% Upper CL	Absolute Risk		Convergence Reason	95% Lower CL	95% Upper CL	Relative Risk		Convergence Reason	95% Lower CL	95% Upper CL	p-value (Cochran-Mantel-Haenszel)	Interaction Test p-value (likelihood ratio)	Relative Risk		Convergence Reason	95% Lower CL	95% Upper CL
All	n/a	632	100,0	1	0,2	625	100,0	0	0		*	Quasi-complete separation of data points detected.				*	WARNING: The relative Hessian convergence criterion of 83.914042706 is greater than the limit of 0.0001. The convergence is questionable.			NE		Algorithm converged.	NE	NE	0,3200		NE		Algorithm converged.	NE	NE
Sex	Male	398	62,7	1	0,3	363	58,1	0	0		*	Quasi-complete separation of data points detected.				*	WARNING: The relative Hessian convergence criterion of 52.004609201 is greater than the limit of 0.0001. The convergence is questionable.			NE		Algorithm converged.	NE	NE	0,3384	NE	NE		Algorithm converged.	NE	NE
	Female	236	37,3	0	0,0	262	41,9	0	0	NE			NE	NE	NE		NE	NE	NE	NE		NE	NE	NE	NE		NE		NE	NE	NE
Age	< 65 years	352	55,7	1	0,3	362	57,9	0	0		*	Quasi-complete separation of data points detected.				*	WARNING: The relative Hessian convergence criterion of 52.752689443 is greater than the limit of 0.0001. The convergence is questionable.			NE		Algorithm converged.	NE	NE	0,3105	NE	NE		Algorithm converged.	NE	NE
	>= 65 years	280	44,3	0	0,0	263	42,1	0	0	NE			NE	NE	NE		NE	NE	NE	NE		NE	NE	NE	NE		NE		NE	NE	NE
Baseline BCVA ETDRS letter score	< 64 letters	281	44,5	0	0,0	284	45,4	0	0	NE			NE	NE	NE		NE	NE	NE	NE		NE	NE	NE	NE	NE	NE		NE	NE	NE
	>= 64 letters	349	55,2	1	0,3	341	54,6	0	0		*	Quasi-complete separation of data points detected.				*	WARNING: The relative Hessian convergence criterion of 53.071571525 is greater than the limit of 0.0001. The convergence is questionable.			NE		Algorithm converged.	NE	NE	0,3229		NE		Algorithm converged.	NE	NE
	Missing	2	0,3	0	0,0	0	0,0	0	0	NE			NE	NE	NE		NE	NE	NE	NE		NE	NE	NE	NE		NE		NE	NE	NE
Geographic region	Europe	218	34,7	0	0,0	218	34,9	0	0	NE			NE	NE	NE		NE	NE	NE	NE		NE	NE	NE	NE	NE	NE		NE	NE	NE
	America	344	54,4	1	0,3	339	54,2	0	0		*	Quasi-complete separation of data points detected.				*	WARNING: Negative of Hessian not positive definite.			NE		Algorithm converged.	NE	NE	0,3209		NE		Algorithm converged.	NE	NE
	Asia Pacific (inc. Australia)	69	10,9	0	0,0	68	10,9	0	0	NE			NE	NE	NE		NE	NE	NE	NE		NE	NE	NE	NE		NE		NE	NE	NE

Includes AEs with onset up to Day 405 (last day of Week 56 analysis visit window).
Test for interaction based on RR (Log-binomial regression)
* indicates convergence problem. Result is uninterpretable.
Clinical cut-off: YOSEMITE 01NOV2021 and RHINE 28OCT2021

Program: root/clinical_studies/RO6867461/CDT70122/share/ACE_pool_DME_CSR_Final/prod/program/t_ae_raw.sas
Output: root/clinical_studies/RO6867461/CDT70122/share/ACE_pool_DME_CSR_Final/prod/output_saf_bc/t_ae_raw_sg_AESI5bSER_AEW56_SEBC_OCTNOV2021_DME.xls
11AUG2022 17:53

POPULATION: Safety-Evaluable Population B vs. C
ENDPOINT: Associated with severe intraocular inflammation (Fellow Eye, Serious) throughout the Entire Study
MODEL: Unstratified analysis
STUDY: GM40349 & GM40398
Dichotomous Analysis by Subgroups (Safety)

		Faricimab (PTI) (N=632)				Aflibercept (N=625)				Faricimab (PTI) vs. Aflibercept																Aflibercept vs. Faricimab (PTI)				
		Patients		Patients with Event		Patients		Patients with Event		Odds Ratio					Absolute Risk Difference					Relative Risk							Relative Risk				
Name	Level	n	%	n	%	n	%	n	%	Odds Ratio		Convergence Reason	95% Lower CL	95% Upper CL	Absolute Risk		Convergence Reason	95% Lower CL	95% Upper CL	Relative Risk		Convergence Reason	95% Lower CL	95% Upper CL	p-value (Cochran-Mantel-Haenszel)	Interaction Test p-value (likelihood ratio)	Relative Risk		Convergence Reason	95% Lower CL	95% Upper CL
All	n/a	632	100,0	1	0,2	625	100,0	0	0		*	Quasi-complete separation of data points detected.				*	WARNING: The relative Hessian convergence criterion of 83.9140427O6 is greater than the limit of 0.0001. The convergence is questionable.			NE		Algorithm converged.	NE	NE	0,3200		NE		Algorithm converged.	NE	NE
Study	Rhine	319	50,5	0	0,0	314	50,2	0	0	NE			NE	NE	NE		NE	NE	NE	NE		NE	NE	NE	NE	NE	NE		NE	NE	NE
	Yosemite	313	49,5	1	0,3	311	49,8	0	0		*	Quasi-complete separation of data points detected.				*	WARNING: The relative Hessian convergence criterion of 46.110935207 is greater than the limit of 0.0001. The convergence is questionable.			NE		Algorithm converged.	NE	NE	0,3189		NE		Algorithm converged.	NE	NE

Test for interaction based on RR (Log-binomial regression)
* indicates convergence problem. Result is uninterpretable.
Clinical cut-off: YOSEMITE 01NOV2021 and RHINE 28OCT2021

Program: root/global/globalshare/morse_macros/current/prod/program/t_ae_raw.sas
Output: root/clinical_studies/RO6867461/CDT70122/share/ACE_pool_DME_CSR_Final/prod/output_saf_bc/t_ae_raw_sg2_AESI5bSER_SEBC_OCTNOV2021_DME.xls
14MAR2022 18:41

POPULATION: Safety-Evaluable Population B vs. C
ENDPOINT: Associated with severe intraocular inflammation (Fellow Eye, Serious) throughout the Entire Study
MODEL: Unstratified Analysis
STUDY: GR40349 & GR40398
Forest Plot of Odds Ratio

Study	Total n	Aflibercept (N=625) n	Aflibercept (N=625) n Responder	Faricimab (PTI) (N=632) n	Faricimab (PTI) (N=632) n Responder	Odds Ratio	95% CI
All Patients	1257	625	0	632	1	>999.99	(0.00, NE)
Study							
Rhine	633	314	0	319	0	NE	NE
Yosemite	624	311	0	313	1	>999.99	(0.00, NE)

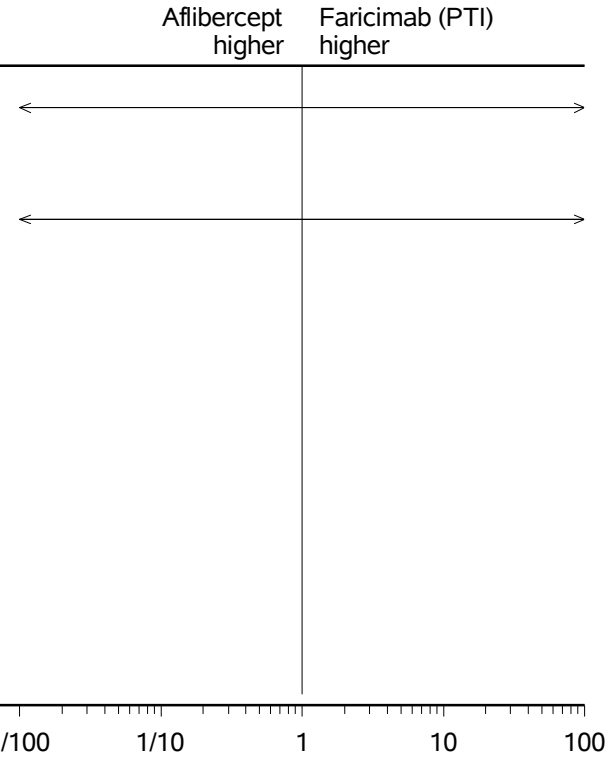

Clinical cut-off: YOSEMITE 01NOV2021 and RHINE 28OCT2021
Program: root/clinical_studies/RO6867461/CDT70122/share/ACE_pool_DME_Base/prod/program/g_forest_or.sas
Output: root/clinical_studies/RO6867461/CDT70122/share/ACE_pool_DME_CSR_Final/prod/output_saf_bc/g_forest_or_AESI5bSER_SEBC_OCTNOV2021_DME.pdf 04OCT2022 16:53

POPULATION: Safety-Evaluable Population B vs. C
ENDPOINT: Associated with severe intraocular inflammation (Fellow Eye, Serious) throughout the Entire Study
MODEL: Unstratified analysis
STUDY: GR40349 & GR40398
Dichotomous Analysis by Subgroups (Safety)

		Faricimab (PTI) (N=632)				Aflibercept (N=625)				Faricimab (PTI) vs. Aflibercept																		Aflibercept vs. Faricimab (PTI)			
		Patients		Patients with Event		Patients		Patients with Event		Odds Ratio					Absolute Risk Difference					Relative Risk								Relative Risk			
Name	Level	n	%	n	%	n	%	n	%	Odds Ratio		Convergence Reason	95% Lower CL	95% Upper CL	Absolute Risk		Convergence Reason	95% Lower CL	95% Upper CL	Relative Risk		Convergence Reason	95% Lower CL	95% Upper CL	p-value (Cochran-Mantel-Haenszel)	p-value (likelihood ratio)	Relative Risk		Convergence Reason	95% Lower CL	95% Upper CL
All	n/a	632	100,0	1	0,2	625	100,0	0	0		*	Quasi-complete separation of data points detected.				*	WARNING: The relative Hessian convergence criterion of 83.914042706 is greater than the limit of 0.0001. The convergence is questionable.			NE		Algorithm converged.	NE	NE	0,3200		NE		Algorithm converged.	NE	NE
Sex	Male	396	62,7	1	0,3	363	58,1	0	0		*	Quasi-complete separation of data points detected.				*	WARNING: The relative Hessian convergence criterion of 52.004609201 is greater than the limit of 0.0001. The convergence is questionable.			NE		Algorithm converged.	NE	NE	0,3384	NE	NE		Algorithm converged.	NE	NE
	Female	236	37,3	0	0,0	262	41,9	0	0	NE			NE	NE	NE		NE	NE	NE	NE		NE	NE	NE	NE		NE		NE	NE	NE
Age	< 65 years	352	55,7	1	0,3	362	57,9	0	0		*	Quasi-complete separation of data points detected.				*	WARNING: The relative Hessian convergence criterion of 52.752689443 is greater than the limit of 0.0001. The convergence is questionable.			NE		Algorithm converged.	NE	NE	0,3105	NE	NE		Algorithm converged.	NE	NE
	>= 65 years	280	44,3	0	0,0	263	42,1	0	0	NE			NE	NE	NE		NE	NE	NE	NE		NE	NE	NE	NE		NE		NE	NE	NE
Baseline BCVA ETDRS letter score	< 64 letters	281	44,5	0	0,0	284	45,4	0	0	NE			NE	NE	NE		NE	NE	NE	NE		NE	NE	NE	NE	NE	NE		NE	NE	NE
	>= 64 letters	349	55,2	1	0,3	341	54,6	0	0		*	Quasi-complete separation of data points detected.				*	WARNING: The relative Hessian convergence criterion of 53.071571525 is greater than the limit of 0.0001. The convergence is questionable.			NE		Algorithm converged.	NE	NE	0,3229		NE		Algorithm converged.	NE	NE
	Missing	2	0,3	0	0,0	0	0,0	0	0	NE			NE	NE	NE		NE	NE	NE	NE		NE	NE	NE	NE		NE		NE	NE	NE
Geographic region	Europe	219	34,7	0	0,0	218	34,9	0	0	NE			NE	NE	NE		NE	NE	NE	NE		NE	NE	NE	NE	NE	NE		NE	NE	NE
	America	344	54,4	1	0,3	339	54,2	0	0		*	Quasi-complete separation of data points detected.				*	WARNING: Negative of Hessian not positive definite.			NE		Algorithm converged.	NE	NE	0,3209		NE		Algorithm converged.	NE	NE
	Asia Pacific (inc. Australia)	68	10,9	0	0,0	68	10,9	0	0	NE			NE	NE	NE		NE	NE	NE	NE		NE	NE	NE	NE		NE		NE	NE	NE

Test for interaction based on RR (Log-binomial regression)
* indicates convergence problem. Result is uninterpretable.
Clinical cut-off: YOSEMITE 01NOV2021 and RHINE 28OCT2021

Program: root/global/globalshare/morse_macros/current/prod/program/t_ae_raw.sas
Output: root/clinical_studies/RO6867461/CD770122/share/ACE_pool_DME_CSR_Final/prod/output_saf_bc/t_ae_raw_sg_AESIbSER_SEBC_OCTNOV2021_DME.xls
14MAR2022 16:24

POPULATION: Safety-Evaluable Population B vs. C
ENDPOINT: Antiplatelet Trialists' Collaboration (APTC) event (Serious) through Week 56
MODEL: Unstratified analysis
STUDY: GM40349 & GM40398
Dichotomous Analysis by Subgroups (Safety)

		Faricimab (PTI) (N=632)				Aflibercept (N=625)				Faricimab (PTI) vs. Aflibercept														Aflibercept vs. Faricimab (PTI)			
		Patients		Patients with Event		Patients		Patients with Event		Odds Ratio				Absolute Risk Difference				Relative Risk						Relative Risk			
Name	Level	n	%	n	%	n	%	n	%	Odds Ratio	Convergence Reason	95% Lower CL	95% Upper CL	Absolute Risk	Convergence Reason	95% Lower CL	95% Upper CL	Relative Risk	Convergence Reason	95% Lower CL	95% Upper CL	p-value (Cochran-Mantel-Haenszel)	Interaction Test p-value (likelihood ratio)	Relative Risk	Convergence Reason	95% Lower CL	95% Upper CL
All	n/a	632	100,0	18	2,8	625	100,0	16	2,6	1,12	Convergence criterion (GCONV=1E-8) satisfied.	0,58	2,21	0,003	Algorithm converged.	-0,015	0,021	1,11	Algorithm converged.	0,57	2,16	0,7530		0,90	Algorithm converged.	0,48	1,75
Study	Rhine	319	50,5	4	1,3	314	50,2	8	2,5	0,49	Convergence criterion (GCONV=1E-8) satisfied.	0,14	1,63	-0,013	Algorithm converged.	-0,034	0,008	0,49	Algorithm converged.	0,15	1,62	0,2331	0,0824	2,03	Algorithm converged.	0,62	6,68
	Yosemite	313	49,5	14	4,5	313	49,8	8	2,6	1,77	Convergence criterion (GCONV=1E-8) satisfied.	0,73	4,29	0,019	Algorithm converged.	-0,010	0,048	1,74	Algorithm converged.	0,74	4,09	0,1984		0,58	Algorithm converged.	0,24	1,35

Includes AEs with onset up to Day 405 (last day of Week 56 analysis visit window).
Test for interaction based on RR (log-binomial regression)
* indicates convergence problem. Result is uninterpretable.
Clinical cut-off: YOSEMITE 01NOV2021 and RHINE 28OCT2021

Program: root/clinical_studies/RO6867461/CDT70122/share/ACE_pool_DME_CSR_Final/prod/program/t_ae_raw.sas
Output: root/clinical_studies/RO6867461/CDT70122/share/ACE_pool_DME_CSR_Final/prod/output_saf_bc/t_ae_raw_sg_AESI6SER_AEW56_SEBC_OCTNOV2021_DME.xls
11AUG2022 17:59

POPULATION: Safety-Evaluable Population B vs. C
ENDPOINT: Antiplatelet Trialists Collaboration (APTC) event (Serious) through Week 56
MODEL: Unadjusted Analysis
STUDY: GR40349 & GR40398
Forest Plot of Relative Risk

Study	Total n	Aflibercept (N=625) n	Aflibercept (N=625) n Responder	Faricimab (PTI) (N=632) n	Faricimab (PTI) (N=632) n Responder	Relative Risk	95% CI
All Patients	1257	625	16	632	18	1.11	(0.57, 2.16)
Study							
Rhine	633	314	8	319	4	0.49	(0.15, 1.62)
Yosemite	624	311	8	313	14	1.74	(0.74, 4.09)

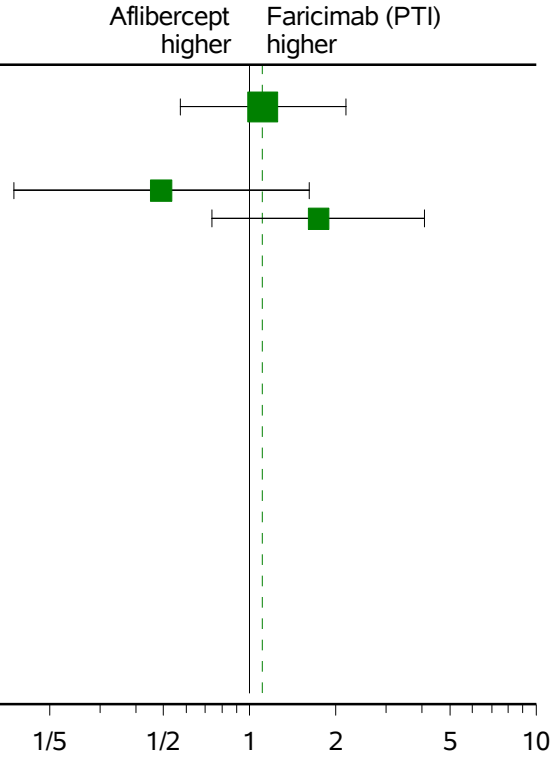

Clinical cut-off: YOSEMITE 01NOV2021 and RHINE 28OCT2021
Program: root/clinical_studies/RO6867461/CDT70122/share/ACE_pool_DME_Base/prod/program/g_forest_rr.sas
Output: root/clinical_studies/RO6867461/CDT70122/share/ACE_pool_DME_CSR_Final/prod/output_saf_bc/g_forest_rr_AESI6SER_AEW56_SEBC_OCTNOV2021_DME.pdf 06OCT2022 18:59

POPULATION: Safety-Evaluable Population B vs. C
ENDPOINT: Antiplatelet Trialists Collaboration (APTC) event (Serious) through Week 56
MODEL: Unstratified Analysis
STUDY: GR40349 & GR40398
Forest Plot of Odds Ratio

Study	Total n	Aflibercept (N=625) n	Aflibercept (N=625) n Responder	Faricimab (PTI) (N=632) n	Faricimab (PTI) (N=632) n Responder	Odds Ratio	95% CI
All Patients	1257	625	16	632	18	1.12	(0.56, 2.21)
Study							
Rhine	633	314	8	319	4	0.49	(0.14, 1.63)
Yosemite	624	311	8	313	14	1.77	(0.73, 4.29)

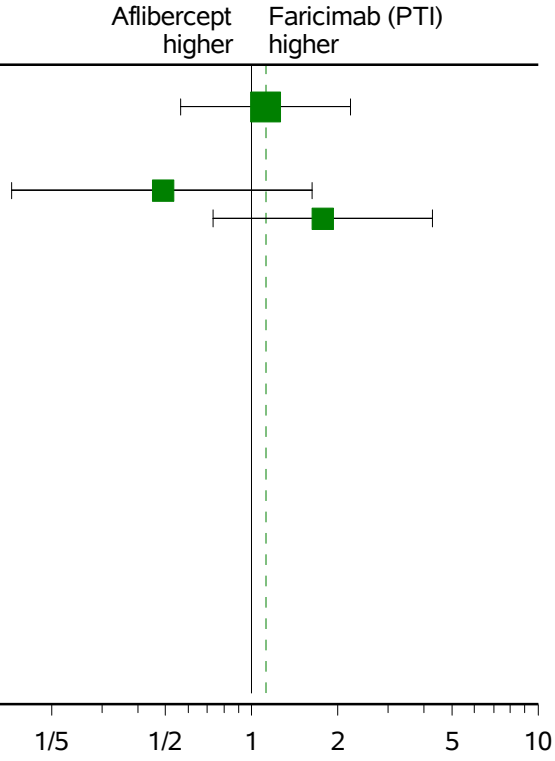

Clinical cut-off: YOSEMITE 01NOV2021 and RHINE 28OCT2021
Program: root/clinical_studies/RO6867461/CDT70122/share/ACE_pool_DME_Base/prod/program/g_forest_or.sas
Output: root/clinical_studies/RO6867461/CDT70122/share/ACE_pool_DME_CSR_Final/prod/output_saf_bc/g_forest_or_AESI6SER_AEW56_SEBC_OCTNOV2021_DME.pdf 04OCT2022 16:54

POPULATION: Safety-Evaluable Population B vs. C
ENDPOINT: Antiplatelet Trialists' Collaboration (APTC) event (Serious) through Week 56
MODEL: Unstratified analysis
STUDY: GM40349 & GM40398
Dichotomous Analysis by Subgroups (Safety)

		Faricimab (PTI) (N=632)				Aflibercept (N=625)				Faricimab (PTI) vs. Aflibercept															Aflibercept vs. Faricimab (PTI)			
		Patients		Patients with Event		Patients		Patients with Event		Odds Ratio				Absolute Risk Difference				Relative Risk							Relative Risk			
Name	Level	n	%	n	%	n	%	n	%	Odds Ratio	Convergence Reason	95% Lower CL	95% Upper CL	Absolute Risk	Convergence Reason	95% Lower CL	95% Upper CL	Relative Risk	Convergence Reason	95% Lower CL	95% Upper CL	p-value (Cochran-Mantel-Haenszel)	Interaction Test p-value (likelihood ratio)	Relative Risk	Convergence Reason	95% Lower CL	95% Upper CL
All	n/a	632	100,0	18	2,8	625	100,0	16	2,6	1,12	Convergence criterion (GCONV=1E-8) satisfied.	0,56	2,21	0,003	Algorithm converged.	-0,015	0,021	1,11	Algorithm converged.	0,57	2,16	0,7530		0,90	Algorithm converged.	0,46	1,75
Sex	Male	396	62,7	11	2,8	363	58,1	6	1,7	1,70	Convergence criterion (GCONV=1E-8) satisfied.	0,62	4,64	0,011	Algorithm converged.	-0,010	0,032	1,68	Algorithm converged.	0,63	4,50	0,2958	0,2629	0,60	Algorithm converged.	0,22	1,59
	Female	236	37,3	7	3,0	262	41,9	10	3,8	0,77	Convergence criterion (GCONV=1E-8) satisfied.	0,29	2,06	-0,009	Algorithm converged.	-0,040	0,023	0,78	Algorithm converged.	0,39	2,01	0,6020		1,29	Algorithm converged.	0,50	3,33
Age	< 65 years	352	55,7	11	3,1	362	57,8	6	1,7	1,91	Convergence criterion (GCONV=1E-8) satisfied.	0,70	5,23	0,015	Algorithm converged.	-0,008	0,037	1,89	Algorithm converged.	0,70	5,04	0,1988	0,1252	0,53	Algorithm converged.	0,20	1,42
	>= 65 years	280	44,3	7	2,5	263	42,1	10	3,8	0,65	Convergence criterion (GCONV=1E-8) satisfied.	0,24	1,73	-0,013	Algorithm converged.	-0,042	0,016	0,66	Algorithm converged.	0,25	1,70	0,3843		1,52	Algorithm converged.	0,59	3,94
Baseline BCVA ETDRS letter score	< 64 letters	281	44,5	7	2,5	284	45,4	5	1,8	1,43	Convergence criterion (GCONV=1E-8) satisfied.	0,45	4,55	0,007	Algorithm converged.	-0,016	0,031	1,41	Algorithm converged.	0,45	4,41	0,5474	0,6034	0,71	Algorithm converged.	0,23	2,20
	>= 64 letters	349	55,2	11	3,2	341	54,6	11	3,2	0,98	Convergence criterion (GCONV=1E-8) satisfied.	0,42	2,28	-0,001	Algorithm converged.	-0,027	0,025	0,98	Algorithm converged.	0,43	2,22	0,9560		1,02	Algorithm converged.	0,45	2,33
	Missing	2	0,3	0	0,0	0	0,0	0	0,0	NE		NE	NE	NE	NE	NE	NE	NE	NE	NE	NE	NE		NE	NE	NE	NE
Geographic region	Europe	219	34,7	4	1,8	218	34,9	4	1,8	1,00	Convergence criterion (GCONV=1E-8) satisfied.	0,25	4,03	0,000	Algorithm converged.	-0,025	0,025	1,00	Algorithm converged.	0,25	3,93	0,9948	0,8752	1,00	Algorithm converged.	0,25	3,97
	America	344	54,4	12	3,5	339	54,2	11	3,2	1,08	Convergence criterion (GCONV=1E-8) satisfied.	0,47	2,48	0,002	Algorithm converged.	-0,025	0,029	1,08	Algorithm converged.	0,48	2,40	0,8601		0,93	Algorithm converged.	0,42	2,08
	Asia Pacific (inc. Australia)	68	10,9	2	2,9	68	10,9	1	1,5	2,00	Convergence criterion (GCONV=1E-8) satisfied.	0,18	22,59	0,014	Algorithm converged.	-0,035	0,063	1,97	Algorithm converged.	0,18	21,23	0,5694		0,51	Algorithm converged.	0,05	5,47

Includes AEs with onset up to Day 405 (last day of Week 56 analysis visit window).
Test for interaction based on RR (Log-binomial regression)
* indicates convergence problem. Result is uninterpretable.
Clinical cut-off: YOSEMITE 01NOV2021 and RHINE 28OCT2021

Program: root/clinical studies/RO6867461/CDT70122/share/ACE pool DME CSR Final/prod/program/t ae raw.sas
Output: root/clinical_studies/RO6867461/CDT70122/share/ACE_pool_DME_CSR_Final/prod/output_saf_bc/t_ae_raw_sg_AESI6SER_AEW56_SEBC_OCTNOV2021_DME.xls
11AUG2022 17:59

POPULATION: Safety-Evaluable Population B vs. C
ENDPOINT: Antiplatelet Trialists' Collaboration (APTC) event (Serious) throughout the Entire Study
MODEL: Unstratified analysis
STUDY: GM40349 & GM40398
Dichotomous Analysis by Subgroups (Safety)

		Faricimab (PTI) (N=632)				Aflibercept (N=625)				Faricimab (PTI) vs. Aflibercept																		Aflibercept vs. Faricimab (PTI)				
		Patients		Patients with Event		Patients		Patients with Event		Odds Ratio					Absolute Risk Difference				Relative Risk									Relative Risk				
Name	Level	n	%	n	%	n	%	n	%	Odds Ratio	Convergence Reason	95% Lower CL	95% Upper CL	Absolute Risk	Convergence Reason	95% Lower CL	95% Upper CL	Relative Risk	Convergence Reason	95% Lower CL	95% Upper CL	p-value (Cochran-Mantel-Haenszel)	Interaction Test p-value (likelihood ratio)	Relative Risk	Convergence Reason	95% Lower CL	95% Upper CL
All	n/a	632	100,0	28	4,4	625	100,0	31	5,0	0,89	Convergence criterion (GCONV=1E-8) satisfied.	0,53	1,50	-0,005	Algorithm converged.	-0,029	0,018	0,89	Algorithm converged.	0,54	1,47	0,6572		1,12	Algorithm converged.	0,68	1,84
Study	Rhine	319	50,5	7	2,2	314	50,2	14	4,5	0,48	Convergence criterion (GCONV=1E-8) satisfied.	0,19	1,21	-0,023	Algorithm converged.	-0,051	0,005	0,49	Algorithm converged.	0,20	1,20	0,1120	0,0929	2,03	Algorithm converged.	0,83	4,97
	Yosemite	313	49,5	21	6,7	311	49,8	17	5,5	1,24	Convergence criterion (GCONV=1E-8) satisfied.	0,64	2,41	0,012	Algorithm converged.	-0,025	0,050	1,23	Algorithm converged.	0,66	2,28	0,5165		0,81	Algorithm converged.	0,44	1,51

Test for interaction based on RR (Log-binomial regression)
* indicates convergence problem. Result is uninterpretable.
Clinical cut-off: YOSEMITE 01NOV2021 and RHINE 28OCT2021

Program: root/global/globalshare/morse_macros/current/prod/program/t_ae_raw.sas
Output: root/clinical_studies/RO6867461/CDT70122/share/ACE_pool_DME_CSR_Final/prod/output_saf_bc/t_ae_raw_sg2_AESI6SER_SEBC_OCTNOV2021_DME.xls
14MAR2022 18:45

POPULATION: Safety-Evaluable Population B vs. C
ENDPOINT: Antiplatelet Trialists Collaboration (APTC) event (Serious) throughout the Entire Study
MODEL: Unadjusted Analysis
STUDY: GR40349 & GR40398
Forest Plot of Relative Risk

Study	Total n	Aflibercept (N=625) n	Aflibercept (N=625) n Responder	Faricimab (PTI) (N=632) n	Faricimab (PTI) (N=632) n Responder	Relative Risk	95% CI
All Patients	1257	625	31	632	28	0.89	(0.54, 1.47)
Study							
Rhine	633	314	14	319	7	0.49	(0.20, 1.20)
Yosemite	624	311	17	313	21	1.23	(0.66, 2.28)

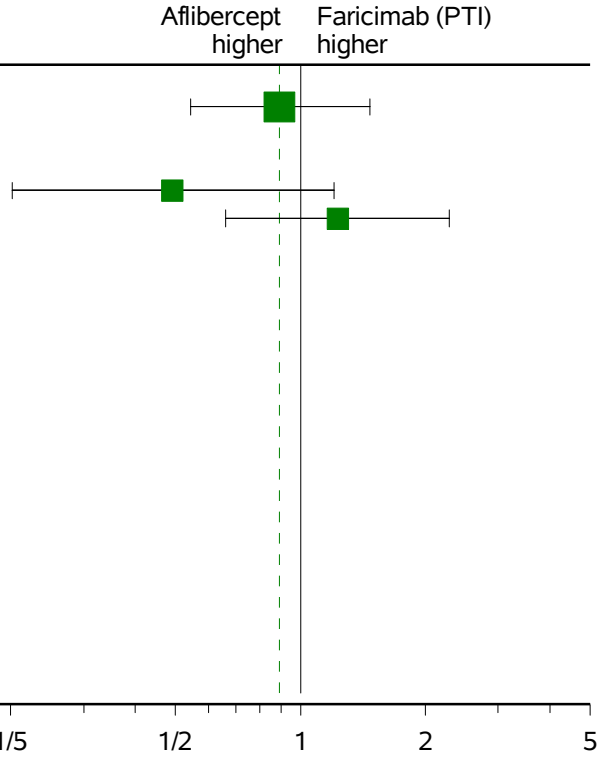

Clinical cut-off: YOSEMITE 01NOV2021 and RHINE 28OCT2021
Program: root/clinical_studies/RO6867461/CDT70122/share/ACE_pool_DME_Base/prod/program/g_forest_rr.sas
Output: root/clinical_studies/RO6867461/CDT70122/share/ACE_pool_DME_CSR_Final/prod/output_saf_bc/g_forest_rr_AESI6SER_SEBC_OCTNOV2021_DME.pdf 06OCT2022 19:00

POPULATION: Safety-Evaluable Population B vs. C
ENDPOINT: Antiplatelet Trialists Collaboration (APTC) event (Serious) throughout the Entire Study
MODEL: Unstratified Analysis
STUDY: GR40349 & GR40398
Forest Plot of Odds Ratio

Study	Total n	Aflibercept (N=625) n	Aflibercept (N=625) n Responder	Faricimab (PTI) (N=632) n	Faricimab (PTI) (N=632) n Responder	Odds Ratio	95% CI
All Patients	1257	625	31	632	28	0.89	(0.53, 1.50)
Study							
Rhine	633	314	14	319	7	0.48	(0.19, 1.21)
Yosemite	624	311	17	313	21	1.24	(0.64, 2.41)

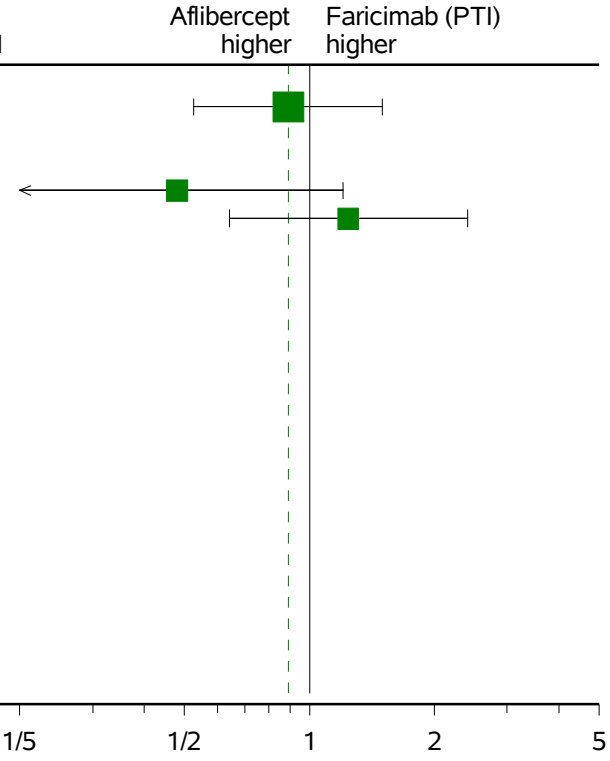

Clinical cut-off: YOSEMITE 01NOV2021 and RHINE 28OCT2021
Program: root/clinical_studies/RO6867461/CDT70122/share/ACE_pool_DME_Base/prod/program/g_forest_or.sas
Output: root/clinical_studies/RO6867461/CDT70122/share/ACE_pool_DME_CSR_Final/prod/output_saf_bc/g_forest_or_AESI6SER_SEBC_OCTNOV2021_DME.pdf 04OCT2022 16:55

POPULATION: Safety-Evaluable Population B vs. C
ENDPOINT: Antiplatelet Trialists' Collaboration (APTC) event (Serious) throughout the Entire Study
MODEL: Unstratified analysis
STUDY: GM40349 & GM40398
Dichotomous Analysis by Subgroups (Safety)

		Faricimab (PTI) (N=632)				Aflibercept (N=625)				Faricimab (PTI) vs. Aflibercept														Aflibercept vs. Faricimab (PTI)				
		Patients		Patients with Event		Patients		Patients with Event		Odds Ratio				Absolute Risk Difference				Relative Risk						Relative Risk				
Name	Level	n	%	n	%	n	%	n	%	Odds Ratio	Convergence Reason	95% Lower CL	95% Upper CL	Absolute Risk	Convergence Reason	95% Lower CL	95% Upper CL	Relative Risk	Convergence Reason	95% Lower CL	95% Upper CL	p-value (Cochran-Mantel-Haenszel)	Interaction Test p-value (likelihood ratio)	Relative Risk	Convergence Reason	95% Lower CL	95% Upper CL
All	n/a	632	100,0	28	4,4	625	100,0	31	5,0	0,89	Convergence criterion (GCONV=1E-8) satisfied.	0,53	1,50	-0,005	Algorithm converged.	-0,029	0,018	0,89	Algorithm converged.	0,54	1,47	0,6572		1,12	Algorithm converged.	0,68	1,84
Sex	Male	396	62,7	19	4,8	363	58,1	18	5,0	0,97	Convergence criterion (GCONV=1E-8) satisfied.	0,50	1,87	-0,002	Algorithm converged.	-0,032	0,029	0,97	Algorithm converged.	0,52	1,81	0,9182	0,6642	1,03	Algorithm converged.	0,55	1,94
	Female	236	37,3	9	3,8	262	41,9	13	5,0	0,78	Convergence criterion (GCONV=1E-8) satisfied.	0,32	1,91	-0,011	Algorithm converged.	-0,047	0,024	0,77	Algorithm converged.	0,33	1,77	0,5339		1,30	Algorithm converged.	0,57	2,99
Age	< 65 years	352	55,7	15	4,3	362	57,9	16	4,4	0,96	Convergence criterion (GCONV=1E-8) satisfied.	0,47	1,98	-0,002	Algorithm converged.	-0,031	0,028	0,96	Algorithm converged.	0,48	1,92	0,9173	0,7398	1,04	Algorithm converged.	0,52	2,07
	>= 65 years	280	44,3	13	4,6	263	42,1	15	5,7	0,80	Convergence criterion (GCONV=1E-8) satisfied.	0,38	1,73	-0,011	Algorithm converged.	-0,048	0,027	0,81	Algorithm converged.	0,39	1,68	0,5769		1,23	Algorithm converged.	0,60	2,53
Baseline BCVA ETDRS letter score	< 64 letters	281	44,5	13	4,6	284	45,4	12	4,2	1,10	Convergence criterion (GCONV=1E-8) satisfied.	0,49	2,45	0,004	Algorithm converged.	-0,030	0,038	1,09	Algorithm converged.	0,51	2,36	0,8169	0,4970	0,91	Algorithm converged.	0,42	1,97
	>= 64 letters	349	55,2	15	4,3	341	54,6	19	5,6	0,76	Convergence criterion (GCONV=1E-8) satisfied.	0,38	1,52	-0,013	Algorithm converged.	-0,045	0,020	0,77	Algorithm converged.	0,40	1,49	0,4399		1,30	Algorithm converged.	0,67	2,51
	Missing	2	0,3	0	0,0	0	0,0	0	0,0	NE		NE	NE	NE	NE	NE	NE	NE	NE	NE	NE	NE		NE	NE	NE	NE
Geographic region	Europe	219	34,7	8	3,7	218	34,9	9	4,1	0,88	Convergence criterion (GCONV=1E-8) satisfied.	0,33	2,33	-0,005	Algorithm converged.	-0,041	0,032	0,88	Algorithm converged.	0,35	2,25	0,7974	0,7836	1,13	Algorithm converged.	0,44	2,88
	America	344	54,4	18	5,2	339	54,2	21	6,2	0,84	Convergence criterion (GCONV=1E-8) satisfied.	0,44	1,60	-0,010	Algorithm converged.	-0,044	0,025	0,84	Algorithm converged.	0,46	1,56	0,5882		1,18	Algorithm converged.	0,64	2,18
	Asia Pacific (inc. Australia)	69	10,9	2	2,9	68	10,9	1	1,5	2,00	Convergence criterion (GCONV=1E-8) satisfied.	0,18	22,59	0,014	Algorithm converged.	-0,035	0,063	1,97	Algorithm converged.	0,18	21,23	0,5694		0,53	Algorithm converged.	0,05	5,47

Test for interaction based on RR (Log-binomial regression)
* indicates convergence problem. Result is uninterpretable.
Clinical cut-off: YOSEMITE 01NOV2021 and RHINE 28OCT2021

Program: root/global/globalshare/morse_macros/current/prod/program/t_ae_raw.sas
Output: root/clinical_studies/RO6867461/CDT70122/share/ACE_pool_DME_CSR_Final/prod/output_saf_bc/t_ae_raw_sg_AESI6SER_SEBC_OCTNOV2021_DME.xls
14MAR2022 16:28

POPULATION: Intent-to-Treat Population B vs. C
ENDPOINT: --
MODEL: descriptive
STUDY: GR40349 & GR40398
Number of Centers/Countries/Geographical Regions with <10, >=10 Patients per Arm

Pooled (Rhine+Yosemite) (N=1259)

	Center				Country				Geographical region			
	n	%	n of patients randomized	% randomized patients	n	%	n of patients randomized	% randomized patients	n	%	n of patients randomized	% randomized patients
Overall	318	100,0	1259	100,0	29	100,0	1259	100,0	3	100,0	1259	100,0
with <10 patients per arm	314	98,7	1158	92,0	18	62,1	216	17,2	0	NE	NE	NE
with >=10 patients per arm	4	1,3	101	8,0	11	37,9	1043	82,8	3	100,0	1259	100,0

'<10 patients' category if at least one treatment arm has <10 patients; '>=10 patients' category if all treatment arms have >=10 patients.
Geographical regions: Europe, America, Asia Pacific (inc. Australia)
'n': Number of centers/countries/regions; "%": Percent of centers/countries/regions compared to overall number of centers/countries/regions
'n of patients randomized': Number of patients randomized in the corresponding category (e.g. Number of patients randomized in centers with <10 pts per arm)
'% randomized patients': Percent of randomized patients compared to overall number of randomized patients (e.g. % of randomized patients in centers with <10 patients per arm compared to overall number of randomized patients)
Clinical cut-off: YOSEMITE 01NOV2021 and RHINE 28OCT2021

Program: root/global/globalshare/morse_macros/current/prod/program/t_center.sas
Output: root/clinical_studies/RO6867461/CDT70122/share/ACE_pool_DME_CSR_Final/prod/output_bc/t_center_ITBC_OCTNOV2021_DME.xls
14MAR2022 8:48

POPULATION: Intent-to-Treat Population
ENDPOINT: --
MODEL: descriptive
STUDY: GR40349 & GR40398
Follow-up by endpoint and arm - Complete Follow-Up

	Faricimab (N=632)	Faricimab (PTI) (N=632)	Aflibercept (N=627)
Study duration (weeks)			
n	632	632	627
Median	100,29	100,29	100,29
PRO (NEI VFQ-25) (weeks)			
n	630	632	626
Median	100,29	100,29	100,14

Follow-up times are calculated as:
Study duration: min(End of Study Date, Clinical cut-off) - Randomization Date + 1.
PRO (NEI VFQ-25): Last Date of answered questionnaire - Randomization Date + 1.
Clinical cut-off: YOSEMITE 01NOV2021 and RHINE 28OCT2021

Program: root/clinical_studies/RO6867461/CDT70122/share/ACE_pool_DME_Base/prod/program/t_fu.sas
Output: root/clinical_studies/RO6867461/CDT70122/share/ACE_pool_DME_CSR_Final/prod/output/t_fu_IT_OCTNOV2021_DME.xls
14MAR2022 8:49

POPULATION: RHINE, Intent-to-Treat Population
ENDPOINT: --
MODEL: descriptive
STUDY: GR40349 & GR40398
Study Duration

	Faricimab (N=317)	Faricimab (PTI) (N=319)	Aflibercept (N=315)
Study duration (weeks)			
n	317	319	315
Median	100,43	100,29	100,14

Study duration: min(End of Study Date, Clinical cut-off) - Randomization Date + 1.
Clinical cut-off: YOSEMITE 01NOV2021 and RHINE 28OCT2021

Program: root/clinical_studies/RO6867461/CDT70122/share/ACE_pool_DME_Base/prod/program/t_dur.sas
Output: root/clinical_studies/RO6867461/CDT70122/share/ACE_pool_DME_CSR_Final/prod/output/t_dur_IT_RHINE_OCTNOV2021_DME.xls
19SEP2022 12:39

POPULATION: YOSEMITE, Intent-to-Treat Population
ENDPOINT: --
MODEL: descriptive
STUDY: GR40349 & GR40398
Study Duration

	Faricimab (N=315)	Faricimab (PTI) (N=313)	Aflibercept (N=312)
Study duration (weeks)			
n	315	313	312
Median	100,29	100,29	100,29

Study duration: min(End of Study Date, Clinical cut-off) - Randomization Date + 1.
Clinical cut-off: YOSEMITE 01NOV2021 and RHINE 28OCT2021

Program: root/clinical_studies/RO6867461/CDT70122/share/ACE_pool_DME_Base/prod/program/t_dur.sas
Output: root/clinical_studies/RO6867461/CDT70122/share/ACE_pool_DME_CSR_Final/prod/output/t_dur_IT_YOSEMITE_OCTNOV2021_DME.xls
19SEP2022 12:39

POPULATION: Safety-Evaluable Population
ENDPOINT: --
MODEL: descriptive
STUDY: GR40349 & GR40398
Follow-up by endpoint and arm - Complete Follow-Up

	Faricimab (N=630)	Faricimab (PTI) (N=632)	Aflibercept (N=625)
Exposure to Treatment (weeks)			
n	630	632	625
Median	96,14	96,14	96,14

Follow-up times are calculated as:
Exposure to Treatment: Treatment End Date - Treatment Start Date + 1.
Clinical cut-off: YOSEMITE 01NOV2021 and RHINE 28OCT2021

Program: root/clinical_studies/RO6867461/CDT70122/share/ACE_pool_DME_Base/prod/program/t_fu.sas
Output: root/clinical_studies/RO6867461/CDT70122/share/ACE_pool_DME_CSR_Final/prod/output/t_fu_SE_OCTNOV2021_DME.xls
14MAR2022 8:49

POPULATION: Intent-to-Treat Population
ENDPOINT: Disposition of Patients per Arm throughout the Entire Study
MODEL: descriptive
STUDY: GR40349 & GR40398

Status / Primary Reason for Discontinuation	Faricimab (N=632)	Faricimab (PTI) (N=632)	Aflibercept (N=627)	All (N=1891)
Number of Patients Randomized	632 (100.0%)	632 (100.0%)	627 (100.0%)	1891 (100.0%)
Number of Patients Treated	630 (99.7%)	632 (100.0%)	625 (99.7%)	1887 (99.8%)
Discontinued Study Treatment in Study Eye*				
Total	96 (15.2%)	81 (12.8%)	99 (15.8%)	276 (14.6%)
Adverse Event	15 (2.4%)	17 (2.7%)	10 (1.6%)	42 (2.2%)
Pregnancy	0	1 (0.2%)	1 (0.2%)	2 (0.1%)
Death	28 (4.4%)	28 (4.4%)	22 (3.5%)	78 (4.1%)
Lack of Efficacy	1 (0.2%)	0	1 (0.2%)	2 (0.1%)
Lost To Follow-up	22 (3.5%)	14 (2.2%)	16 (2.6%)	52 (2.8%)
Protocol Deviation	0	0	2 (0.3%)	2 (0.1%)
Withdrawal by Subject	21 (3.3%)	17 (2.7%)	32 (5.1%)	70 (3.7%)
Study Terminated By Sponsor	0	0	0	0
Physician decision	5 (0.8%)	2 (0.3%)	9 (1.4%)	16 (0.8%)
Other	4 (0.6%)	2 (0.3%)	6 (1.0%)	12 (0.6%)
Discontinued Study**				
Total	94 (14.9%)	75 (11.9%)	100 (15.9%)	269 (14.2%)
Adverse Event	10 (1.6%)	11 (1.7%)	11 (1.8%)	32 (1.7%)
Pregnancy	0	1 (0.2%)	1 (0.2%)	2 (0.1%)
Death	28 (4.4%)	30 (4.7%)	23 (3.7%)	81 (4.3%)
Lack of Efficacy	0	0	1 (0.2%)	1 (0.1%)
Lost To Follow-up	23 (3.6%)	14 (2.2%)	17 (2.7%)	54 (2.9%)
Protocol Deviation	1 (0.2%)	0	2 (0.3%)	3 (0.2%)
Withdrawal by Subject	23 (3.6%)	16 (2.5%)	32 (5.1%)	71 (3.8%)
Study Terminated By Sponsor	0	0	0	0
Physician decision	5 (0.8%)	1 (0.2%)	7 (1.1%)	13 (0.7%)
Other	4 (0.6%)	2 (0.3%)	6 (1.0%)	12 (0.6%)

* Percentages are based on number of patients treated.
**Percentages are based on number of patients randomized.
Clinical cut-off: YOSEMITE 01NOV2021 and RHINE 28OCT2021

Program: root/clinical_studies/RO6867461/CDT70122/share/ACE_pool_DME_CSR_Final/prod/program/t_ds.sas

Output: root/clinical_studies/RO6867461/CDT70122/share/ACE_pool_DME_CSR_Final/prod/output/t_ds_IT_OCTNOV2021_DME.xls
14MAR2022 8:50

POPULATION: Intent-to-Treat Population, RHINE
ENDPOINT: Disposition of Patients per Arm throughout the Entire Study
MODEL: descriptive
STUDY: GR40349 & GR40398

Status / Primary Reason for Discontinuation	Faricimab (N=317)	Faricimab (PTI) (N=319)	Aflibercept (N=315)	All (N=951)
Number of Patients Randomized	317 (100.0%)	319 (100.0%)	315 (100.0%)	951 (100.0%)
Number of Patients Treated	317 (100.0%)	319 (100.0%)	314 (99.7%)	950 (99.9%)
Discontinued Study Treatment in Study Eye*				
Total	44 (13.9%)	34 (10.7%)	47 (15.0%)	125 (13.2%)
Adverse Event	7 (2.2%)	8 (2.5%)	5 (1.6%)	20 (2.1%)
Pregnancy	0	0	1 (0.3%)	1 (0.1%)
Death	12 (3.8%)	9 (2.8%)	10 (3.2%)	31 (3.3%)
Lack of Efficacy	0	0	0	0
Lost To Follow-up	10 (3.2%)	5 (1.6%)	7 (2.2%)	22 (2.3%)
Protocol Deviation	0	0	1 (0.3%)	1 (0.1%)
Withdrawal by Subject	11 (3.5%)	9 (2.8%)	13 (4.1%)	33 (3.5%)
Study Terminated By Sponsor	0	0	0	0
Physician decision	2 (0.6%)	1 (0.3%)	7 (2.2%)	10 (1.1%)
Other	2 (0.6%)	2 (0.6%)	3 (1.0%)	7 (0.7%)
Discontinued Study**				
Total	42 (13.2%)	31 (9.7%)	48 (15.2%)	121 (12.7%)
Adverse Event	4 (1.3%)	5 (1.6%)	6 (1.9%)	15 (1.6%)
Pregnancy	0	0	1 (0.3%)	1 (0.1%)
Death	12 (3.8%)	9 (2.8%)	10 (3.2%)	31 (3.3%)
Lack of Efficacy	0	0	0	0
Lost To Follow-up	11 (3.5%)	5 (1.6%)	8 (2.5%)	24 (2.5%)
Protocol Deviation	0	0	1 (0.3%)	1 (0.1%)
Withdrawal by Subject	11 (3.5%)	9 (2.8%)	13 (4.1%)	33 (3.5%)
Study Terminated By Sponsor	0	0	0	0
Physician decision	2 (0.6%)	1 (0.3%)	6 (1.9%)	9 (0.9%)
Other	2 (0.6%)	2 (0.6%)	3 (1.0%)	7 (0.7%)

* Percentages are based on number of patients treated.
**Percentages are based on number of patients randomized.
Clinical cut-off: YOSEMITE 01NOV2021 and RHINE 28OCT2021

Program: root/clinical_studies/RO6867461/CDT70122/share/ACE_pool_DME_CSR_Final/prod/program/t_ds.sas

Output: root/clinical_studies/RO6867461/CDT70122/share/ACE_pool_DME_CSR_Final/prod/output/t_ds_RHINE_IT_OCTNOV2021_DME.xls
25AUG2022 12:30

POPULATION: Intent-to-Treat Population, YOSEMITE
ENDPOINT: Disposition of Patients per Arm throughout the Entire Study
MODEL: descriptive
STUDY: GR40349 & GR40398

Status / Primary Reason for Discontinuation	Faricimab (N=315)	Faricimab (PTI) (N=313)	Aflibercept (N=312)	All (N=940)
Number of Patients Randomized	315 (100.0%)	313 (100.0%)	312 (100.0%)	940 (100.0%)
Number of Patients Treated	313 (99.4%)	313 (100.0%)	311 (99.7%)	937 (99.7%)
Discontinued Study Treatment in Study Eye*				
Total	52 (16.6%)	47 (15.0%)	52 (16.7%)	151 (16.1%)
Adverse Event	8 (2.6%)	9 (2.9%)	5 (1.6%)	22 (2.3%)
Pregnancy	0	1 (0.3%)	0	1 (0.1%)
Death	16 (5.1%)	19 (6.1%)	12 (3.9%)	47 (5.0%)
Lack of Efficacy	1 (0.3%)	0	1 (0.3%)	2 (0.2%)
Lost To Follow-up	12 (3.8%)	9 (2.9%)	9 (2.9%)	30 (3.2%)
Protocol Deviation	0	0	1 (0.3%)	1 (0.1%)
Withdrawal by Subject	10 (3.2%)	8 (2.6%)	19 (6.1%)	37 (3.9%)
Study Terminated By Sponsor	0	0	0	0
Physician decision	3 (1.0%)	1 (0.3%)	2 (0.6%)	6 (0.6%)
Other	2 (0.6%)	0	3 (1.0%)	5 (0.5%)
Discontinued Study**				
Total	52 (16.5%)	44 (14.1%)	52 (16.7%)	148 (15.7%)
Adverse Event	6 (1.9%)	6 (1.9%)	5 (1.6%)	17 (1.8%)
Pregnancy	0	1 (0.3%)	0	1 (0.1%)
Death	16 (5.1%)	21 (6.7%)	13 (4.2%)	50 (5.3%)
Lack of Efficacy	0	0	1 (0.3%)	1 (0.1%)
Lost To Follow-up	12 (3.8%)	9 (2.9%)	9 (2.9%)	30 (3.2%)
Protocol Deviation	1 (0.3%)	0	1 (0.3%)	2 (0.2%)
Withdrawal by Subject	12 (3.8%)	7 (2.2%)	19 (6.1%)	38 (4.0%)
Study Terminated By Sponsor	0	0	0	0
Physician decision	3 (1.0%)	0	1 (0.3%)	4 (0.4%)
Other	2 (0.6%)	0	3 (1.0%)	5 (0.5%)

* Percentages are based on number of patients treated.
**Percentages are based on number of patients randomized.
Clinical cut-off: YOSEMITE 01NOV2021 and RHINE 28OCT2021

Program: root/clinical_studies/RO6867461/CDT70122/share/ACE_pool_DME_CSR_Final/prod/program/t_ds.sas

Output: root/clinical_studies/RO6867461/CDT70122/share/ACE_pool_DME_CSR_Final/prod/output/t_ds_YOSEMITE_IT_OCTNOV2021_DME.xls
25AUG2022 12:31

POPULATION: Intent-to-Treat Population
ENDPOINT: --
MODEL: descriptive
STUDY: GR40349 & GR40398
Demographics and Baseline Characteristics

	Faricimab (N=632)	Faricimab (PTI) (N=632)	Aflibercept (N=627)
Region			
n	632	632	627
Rest of the World	305 (48.3%)	305 (48.3%)	304 (48.5%)
US and Canada	277 (43.8%)	279 (44.1%)	277 (44.2%)
Asia	50 (7.9%)	48 (7.6%)	46 (7.3%)
Age (years)			
n	632	632	627
Mean (SD)	62.1 (9.8)	62.2 (10.1)	62.3 (9.8)
Median	62,5	63	63
Min - Max	26 - 91	24 - 87	28 - 86
Age group (years)			
n	632	632	627
<65	364 (57.6%)	352 (55.7%)	363 (57.9%)
>=65	268 (42.4%)	280 (44.3%)	264 (42.1%)
<65	364 (57.6%)	352 (55.7%)	363 (57.9%)
>=65 - <75	216 (34.2%)	225 (35.6%)	209 (33.3%)
>=75 - <85	50 (7.9%)	53 (8.4%)	54 (8.6%)
>=85	2 (0.3%)	2 (0.3%)	1 (0.2%)
Sex			
n	632	632	627
Male	381 (60.3%)	396 (62.7%)	364 (58.1%)
Female	251 (39.7%)	236 (37.3%)	263 (41.9%)
Ethnicity			
n	632	632	627
Not Hispanic or Latino	525 (83.1%)	500 (79.1%)	512 (81.7%)

Hispanic or Latino	93 (14.7%)	118 (18.7%)	104 (16.6%)
Not Reported	8 (1.3%)	8 (1.3%)	7 (1.1%)
Unknown	6 (0.9%)	6 (0.9%)	4 (0.6%)
Race			
n	632	632	627
American Indian or Alaska Native	6 (0.9%)	5 (0.8%)	8 (1.3%)
Black or African American	40 (6.3%)	48 (7.6%)	36 (5.7%)
Native Hawaiian or other Pacific Islander	4 (0.6%)	0	3 (0.5%)
White	491 (77.7%)	489 (77.4%)	506 (80.7%)
Multiple	2 (0.3%)	2 (0.3%)	0
Unknown	24 (3.8%)	26 (4.1%)	15 (2.4%)
Asian	65 (10.3%)	62 (9.8%)	59 (9.4%)
Chinese	4 (6.2%)	5 (8.1%)	15 (25.4%)
Taiwanese	8 (12.3%)	7 (11.3%)	4 (6.8%)
Asian Indian	5 (7.7%)	9 (14.5%)	4 (6.8%)
Korean	14 (21.5%)	11 (17.7%)	5 (8.5%)
Malaysian	1 (1.5%)	0	0
Vietnamese	2 (3.1%)	1 (1.6%)	1 (1.7%)
Japanese	24 (36.9%)	19 (30.6%)	21 (35.6%)
Other Asian	7 (10.8%)	10 (16.1%)	9 (15.3%)

Clinical cut-off: YOSEMITE 01NOV2021 and RHINE 28OCT2021

Program: root/clinical_studies/RO6867461/CDT70122/share/ACE_pool_DME_Base/prod/program/t_dm.sas
Output: root/clinical_studies/RO6867461/CDT70122/share/ACE_pool_DME_CSR_Final/prod/output/t_dm_IT_OCTNOV2021_DME.xls
14MAR2022 8:53

POPULATION: Intent-to-Treat Population, RHINE
ENDPOINT: --
MODEL: descriptive
STUDY: GR40349 & GR40398
Demographics and Baseline Characteristics

	Faricimab (N=317)	Faricimab (PTI) (N=319)	Aflibercept (N=315)
Region			
n	317	319	315
Rest of the World	178 (56.2%)	179 (56.1%)	180 (57.1%)
US and Canada	110 (34.7%)	111 (34.8%)	109 (34.6%)
Asia	29 (9.1%)	29 (9.1%)	26 (8.3%)
Age (years)			
n	317	319	315
Mean (SD)	62.5 (10.1)	61.6 (10.1)	62.3 (10.1)
Median	63	63	63
Min - Max	27 - 91	26 - 87	28 - 86
Age group (years)			
n	317	319	315
<65	176 (55.5%)	183 (57.4%)	183 (58.1%)
>=65	141 (44.5%)	136 (42.6%)	132 (41.9%)
<65	176 (55.5%)	183 (57.4%)	183 (58.1%)
>=65 - <75	111 (35.0%)	110 (34.5%)	104 (33.0%)
>=75 - <85	29 (9.1%)	25 (7.8%)	27 (8.6%)
>=85	1 (0.3%)	1 (0.3%)	1 (0.3%)
Sex			
n	317	319	315
Male	194 (61.2%)	199 (62.4%)	186 (59.0%)
Female	123 (38.8%)	120 (37.6%)	129 (41.0%)
Ethnicity			
n	317	319	315
Not Hispanic or Latino	252 (79.5%)	232 (72.7%)	240 (76.2%)

Hispanic or Latino	56 (17.7%)	78 (24.5%)	67 (21.3%)
Not Reported	6 (1.9%)	4 (1.3%)	5 (1.6%)
Unknown	3 (0.9%)	5 (1.6%)	3 (1.0%)
Race			
n	317	319	315
American Indian or Alaska Native	0	0	1 (0.3%)
Black or African American	18 (5.7%)	23 (7.2%)	24 (7.6%)
Native Hawaiian or other Pacific Islander	2 (0.6%)	0	0
White	250 (78.9%)	249 (78.1%)	253 (80.3%)
Multiple	2 (0.6%)	1 (0.3%)	0
Unknown	11 (3.5%)	10 (3.1%)	5 (1.6%)
Asian	34 (10.7%)	36 (11.3%)	32 (10.2%)
Chinese	4 (11.8%)	4 (11.1%)	13 (40.6%)
Taiwanese	8 (23.5%)	7 (19.4%)	4 (12.5%)
Asian Indian	2 (5.9%)	4 (11.1%)	2 (6.3%)
Korean	14 (41.2%)	11 (30.6%)	5 (15.6%)
Malaysian	1 (2.9%)	0	0
Vietnamese	0	1 (2.8%)	0
Japanese	0	0	0
Other Asian	5 (14.7%)	9 (25.0%)	8 (25.0%)

Clinical cut-off: YOSEMITE 01NOV2021 and RHINE 28OCT2021

Program: root/clinical_studies/RO6867461/CDT70122/share/ACE_pool_DME_Base/prod/program/t_dm.sas
Output: root/clinical_studies/RO6867461/CDT70122/share/ACE_pool_DME_CSR_Final/prod/output/t_dm_RHINE_IT_OCTNOV2021_DME.xls
15JUL2022 10:16

POPULATION: Intent-to-Treat Population, YOSEMITE
ENDPOINT: --
MODEL: descriptive
STUDY: GR40349 & GR40398
Demographics and Baseline Characteristics

	Faricimab (N=315)	Faricimab (PTI) (N=313)	Aflibercept (N=312)
Region			
n	315	313	312
US and Canada	167 (53.0%)	168 (53.7%)	168 (53.8%)
Rest of the World	127 (40.3%)	126 (40.3%)	124 (39.7%)
Asia	21 (6.7%)	19 (6.1%)	20 (6.4%)
Age (years)			
n	315	313	312
Mean (SD)	61.6 (9.5)	62.8 (10.0)	62.2 (9.6)
Median	62	64	63
Min - Max	26 - 85	24 - 85	28 - 84
Age group (years)			
n	315	313	312
<65	188 (59.7%)	169 (54.0%)	180 (57.7%)
>=65	127 (40.3%)	144 (46.0%)	132 (42.3%)
<65	188 (59.7%)	169 (54.0%)	180 (57.7%)
>=65 - <75	105 (33.3%)	115 (36.7%)	105 (33.7%)
>=75 - <85	21 (6.7%)	28 (8.9%)	27 (8.7%)
>=85	1 (0.3%)	1 (0.3%)	0
Sex			
n	315	313	312
Male	187 (59.4%)	197 (62.9%)	178 (57.1%)
Female	128 (40.6%)	116 (37.1%)	134 (42.9%)
Ethnicity			
n	315	313	312
Not Hispanic or Latino	273 (86.7%)	268 (85.6%)	272 (87.2%)

Hispanic or Latino	37 (11.7%)	40 (12.8%)	37 (11.9%)
Not Reported	2 (0.6%)	4 (1.3%)	2 (0.6%)
Unknown	3 (1.0%)	1 (0.3%)	1 (0.3%)
Race			
n	315	313	312
American Indian or Alaska Native	6 (1.9%)	5 (1.6%)	7 (2.2%)
Black or African American	22 (7.0%)	25 (8.0%)	12 (3.8%)
Native Hawaiian or other Pacific Islander	2 (0.6%)	0	3 (1.0%)
White	241 (76.5%)	240 (76.7%)	253 (81.1%)
Multiple	0	1 (0.3%)	0
Unknown	13 (4.1%)	16 (5.1%)	10 (3.2%)
Asian	31 (9.8%)	26 (8.3%)	27 (8.7%)
Chinese	0	1 (3.8%)	2 (7.4%)
Taiwanese	0	0	0
Asian Indian	3 (9.7%)	5 (19.2%)	2 (7.4%)
Korean	0	0	0
Malaysian	0	0	0
Vietnamese	2 (6.5%)	0	1 (3.7%)
Japanese	24 (77.4%)	19 (73.1%)	21 (77.8%)
Other Asian	2 (6.5%)	1 (3.8%)	1 (3.7%)

Clinical cut-off: YOSEMITE 01NOV2021 and RHINE 28OCT2021

Program: root/clinical_studies/RO6867461/CDT70122/share/ACE_pool_DME_Base/prod/program/t_dm.sas
Output: root/clinical_studies/RO6867461/CDT70122/share/ACE_pool_DME_CSR_Final/prod/output/t_dm_YOSEMITE_IT_OCTNOV2021_DME.xls
15JUL2022 10:17

POPULATION: Intent-to-Treat Population
ENDPOINT: --
MODEL: descriptive
STUDY: GR40349 & GR40398
Ocular Baseline Characteristics in the Study Eye

	Faricimab (N=632)	Faricimab (PTI) (N=632)	Aflibercept (N=627)
Study Eye			
n	632	632	627
Left	306 (48.4%)	340 (53.8%)	297 (47.4%)
Right	326 (51.6%)	292 (46.2%)	330 (52.6%)
Bilateral Eligibility			
n	56	63	59
Eye with worse BCVA selected	37 (5.9%)	41 (6.5%)	35 (5.6%)
Eye with better BCVA selected	16 (2.5%)	18 (2.8%)	20 (3.2%)
No difference in BCVA between eyes	3 (0.5%)	4 (0.6%)	4 (0.6%)
Months since DME diagnosis			
n	572	569	569
Mean (SD)	16.3 (27.4)	19.1 (34.7)	18.9 (32.5)
Median	5,1	4,3	4,7
Min - Max	0 - 380	0 - 304	0 - 365
Unknown	60	63	58
Months since DME diagnosis (categories)			
n	632	632	627
<= 3 months	247 (39.1%)	257 (40.7%)	256 (40.8%)
> 3 months	325 (51.4%)	312 (49.4%)	313 (49.9%)
Unknown	60 (9.5%)	63 (10.0%)	58 (9.3%)
BCVA (letters)			
n	631	630	627
Mean (SD)	61.9 (10.0)	62.2 (9.8)	62.1 (9.5)
Median	64	65	65
Min - Max	27 - 81	25 - 86	27 - 79
Missing/Invalid	1	2	0
BCVA (letters) categories			
n	632	632	627
<=38 (20/200 or worse)	29 (4.6%)	23 (3.6%)	21 (3.3%)
39 (better than 20/200) - 63 (worse than 20/50)	260 (41.1%)	258 (40.8%)	264 (42.1%)
>=64 (20/50 or better)	342 (54.1%)	349 (55.2%)	342 (54.5%)
Missing/Invalid	1 (0.2%)	2 (0.3%)	0

CST (ILM-BM) (microns)			
n	626	628	620
Mean (SD)	479.3 (128.5)	478.5 (129.0)	480.9 (130.1)
Median	458,5	452,5	454
Min - Max	273 - 1172	270 - 1043	208 - 1209
Missing/Ungradable	6	4	7
Macular Ischemic Non-Perfusion			
n	632	632	627
Yes	239 (37.8%)	242 (38.3%)	239 (38.1%)
No	342 (54.1%)	345 (54.6%)	330 (52.6%)
Missing/Ungradable	51 (8.1%)	45 (7.1%)	58 (9.3%)
Macular Leakage			
n	632	632	627
Yes	605 (95.7%)	610 (96.5%)	592 (94.4%)
No	0	1 (0.2%)	1 (0.2%)
Missing/Ungradable	27 (4.3%)	21 (3.3%)	34 (5.4%)
Intraocular pressure (mmHg)			
n	632	632	627
Mean (SD)	15.3 (3.1)	15.2 (3.0)	15.1 (3.1)
Median	15	15	15
Min - Max	7 - 26	7 - 25	7 - 26
Lens Status in Study Eye			
n	632	632	627
Phakic	476 (75.3%)	474 (75.0%)	468 (74.6%)
Pseudophakic	153 (24.2%)	154 (24.4%)	154 (24.6%)
Aphakic	0	0	0
Other	3 (0.5%)	4 (0.6%)	5 (0.8%)
Lens Status in Fellow Eye			
n	632	632	627
Phakic	483 (76.4%)	472 (74.7%)	471 (75.1%)
Pseudophakic	146 (23.1%)	153 (24.2%)	149 (23.8%)
Aphakic	0	1 (0.2%)	2 (0.3%)
Other	3 (0.5%)	6 (0.9%)	5 (0.8%)
Previously treated with anti-VEGF (derived)			
n	632	632	627
Yes	140 (22.2%)	133 (21.0%)	137 (21.9%)
No	492 (77.8%)	499 (79.0%)	490 (78.1%)
Time since last anti-VEGF treatment in previously treated patients (months)			
n	133	127	132
Mean (SD)	20.6 (20.5)	16.5 (18.1)	18.3 (15.3)
Median	12,2	10,4	12,9
Min - Max	3 - 133	3 - 107	0 - 71

Missing/Unknown	499	505	495
Diabetic Retinopathy Status			
n	632	632	627
1 - DRS Level 10, 12 (DR Absent)	4 (0.6%)	7 (1.1%)	5 (0.8%)
2 - DRS Level 14A, 14B, 14C, 14Z, 15, 20 (DR Questionable / Microaneurysms only)	7 (1.1%)	16 (2.5%)	16 (2.6%)
3 - DRS Level 35A, 35B, 35C, 35D, 35E, 35F (Mild NPDR)	174 (27.5%)	184 (29.1%)	177 (28.2%)
4 - DRS Level 43A, 43B (Moderate NPDR)	172 (27.2%)	158 (25.0%)	164 (26.2%)
5 - DRS Level 47A, 47B, 47C, 47D (Moderately Severe NPDR)	126 (19.9%)	122 (19.3%)	108 (17.2%)
6 - DRS Level 53A, 53B, 53C, 53D, 53E (Severe NPDR)	96 (15.2%)	76 (12.0%)	100 (15.9%)
7 - DRS Level 61A, 61B (Mild PDR)	28 (4.4%)	37 (5.9%)	20 (3.2%)
8 - DRS Level 65A, 65B, 65C (Moderate PDR)	12 (1.9%)	19 (3.0%)	13 (2.1%)
9 - DRS Level 71A, 71B, 71C, 71D (High Risk PDR)	2 (0.3%)	2 (0.3%)	5 (0.8%)
10 - DRS Level 75 (High Risk PDR)	0	0	0
11- DRS Level 81 (Advanced PDR)	0	0	0
12 - DRS Level 85A, 85B (Advanced PDR)	0	0	0
90 - DRS Level 90 (Cannot Grade)	6 (0.9%)	10 (1.6%)	12 (1.9%)
Missing	5 (0.8%)	1 (0.2%)	7 (1.1%)

Clinical cut-off: YOSEMITE 01NOV2021 and RHINE 28OCT2021

Program: root/clinical_studies/RO6867461/CDT70122/share/ACE_pool_DME_Base/prod/program/t_blc_ocse.sas
Output: root/clinical_studies/RO6867461/CDT70122/share/ACE_pool_DME_CSR_Final/prod/output/t_blc_ocse_IT_OCTNOV2021_DME.xls
14MAR2022 8:54

POPULATION: Intent-to-Treat Population, RHINE
ENDPOINT: --
MODEL: descriptive
STUDY: GR40349 & GR40398
Ocular Baseline Characteristics in the Study Eye

	Faricimab (N=317)	Faricimab (PTI) (N=319)	Aflibercept (N=315)
Study Eye			
n	317	319	315
Left	156 (49.2%)	168 (52.7%)	146 (46.3%)
Right	161 (50.8%)	151 (47.3%)	169 (53.7%)
Bilateral Eligibility			
n	31	30	33
Eye with worse BCVA selected	20 (6.3%)	19 (6.0%)	21 (6.7%)
Eye with better BCVA selected	9 (2.8%)	9 (2.8%)	8 (2.5%)
No difference in BCVA between eyes	2 (0.6%)	2 (0.6%)	4 (1.3%)
Months since DME diagnosis			
n	275	277	273
Mean (SD)	18.9 (32.2)	20.7 (33.0)	20.3 (37.1)
Median	6,4	6,6	6,8
Min - Max	0 - 380	0 - 242	0 - 365
Unknown	42	42	42
Months since DME diagnosis (categories)			
n	317	319	315
<= 3 months	104 (32.8%)	104 (32.6%)	111 (35.2%)
> 3 months	171 (53.9%)	173 (54.2%)	162 (51.4%)
Unknown	42 (13.2%)	42 (13.2%)	42 (13.3%)
BCVA (letters)			
n	316	317	315
Mean (SD)	61.9 (10.1)	62.5 (9.3)	62.1 (9.4)
Median	65	65	65
Min - Max	27 - 73	30 - 86	33 - 79
Missing/Invalid	1	2	0
BCVA (letters) categories			
n	317	319	315
<=38 (20/200 or worse)	14 (4.4%)	11 (3.4%)	9 (2.9%)
39 (better than 20/200) - 63 (worse than 20/50)	128 (40.4%)	132 (41.4%)	132 (41.9%)
>=64 (20/50 or better)	174 (54.9%)	174 (54.5%)	174 (55.2%)
Missing/Invalid	1 (0.3%)	2 (0.6%)	0
CST (ILM-BM) (microns)			
n	314	316	312
Mean (SD)	466.2 (119.4)	471.3 (127.0)	477.5 (129.3)

Median	445	442	449
Min - Max	273 - 936	285 - 980	266 - 1209
Missing/Ungradable	3	3	3
Macular Ischemic Non-Perfusion			
n	317	319	315
Yes	117 (36.9%)	132 (41.4%)	123 (39.0%)
No	171 (53.9%)	170 (53.3%)	168 (53.3%)
Missing/Ungradable	29 (9.1%)	17 (5.3%)	24 (7.6%)
Macular Leakage			
n	317	319	315
Yes	300 (94.6%)	309 (96.9%)	299 (94.9%)
No	0	0	1 (0.3%)
Missing/Ungradable	17 (5.4%)	10 (3.1%)	15 (4.8%)
Intraocular pressure (mmHg)			
n	317	319	315
Mean (SD)	15.2 (3.1)	15.4 (3.1)	15.2 (3.0)
Median	15	15	15
Min - Max	8 - 26	7 - 25	8 - 26
Lens Status in Study Eye			
n	317	319	315
Phakic	234 (73.8%)	244 (76.5%)	239 (75.9%)
Pseudophakic	83 (26.2%)	74 (23.2%)	74 (23.5%)
Aphakic	0	0	0
Other	0	1 (0.3%)	2 (0.6%)
Lens Status in Fellow Eye			
n	317	319	315
Phakic	241 (76.0%)	243 (76.2%)	242 (76.8%)
Pseudophakic	75 (23.7%)	73 (22.9%)	70 (22.2%)
Aphakic	0	0	1 (0.3%)
Other	1 (0.3%)	3 (0.9%)	2 (0.6%)
Previously treated with anti-VEGF (derived)			
n	317	319	315
Yes	63 (19.9%)	65 (20.4%)	67 (21.3%)
No	254 (80.1%)	254 (79.6%)	248 (78.7%)
Time since last anti-VEGF treatment in previously treated patients (months)			
n	58	60	67
Mean (SD)	20.7 (20.8)	15.4 (19.2)	19.9 (17.4)
Median	12,2	8,8	11,9
Min - Max	3 - 87	3 - 107	3 - 71
Missing/Unknown	259	259	248
Diabetic Retinopathy Status			
n	317	319	315
1 - DRS Level 10, 12 (DR Absent)	2 (0.6%)	4 (1.3%)	1 (0.3%)
2 - DRS Level 14A, 14B, 14C, 14Z, 15, 20 (DR Questionable / Microaneurysms only)	3 (0.9%)	10 (3.1%)	6 (1.9%)

3 - DRS Level 35A, 35B, 35C, 35D, 35E, 35F (Mild NPDR)	90 (28.4%)	92 (28.8%)	94 (29.8%)
4 - DRS Level 43A, 43B (Moderate NPDR)	88 (27.8%)	72 (22.6%)	79 (25.1%)
5 - DRS Level 47A, 47B, 47C, 47D (Moderately Severe NPDR)	59 (18.6%)	63 (19.7%)	54 (17.1%)
6 - DRS Level 53A, 53B, 53C, 53D, 53E (Severe NPDR)	50 (15.8%)	36 (11.3%)	51 (16.2%)
7 - DRS Level 61A, 61B (Mild PDR)	12 (3.8%)	26 (8.2%)	11 (3.5%)
8 - DRS Level 65A, 65B, 65C (Moderate PDR)	6 (1.9%)	10 (3.1%)	6 (1.9%)
9 - DRS Level 71A, 71B, 71C, 71D (High Risk PDR)	2 (0.6%)	1 (0.3%)	3 (1.0%)
10 - DRS Level 75 (High Risk PDR)	0	0	0
11- DRS Level 81 (Advanced PDR)	0	0	0
12 - DRS Level 85A, 85B (Advanced PDR)	0	0	0
90 - DRS Level 90 (Cannot Grade)	2 (0.6%)	5 (1.6%)	5 (1.6%)
Missing	3 (0.9%)	0	5 (1.6%)

Clinical cut-off: YOSEMITE 01NOV2021 and RHINE 28OCT2021

Program: root/clinical_studies/RO6867461/CDT70122/share/ACE_pool_DME_Base/prod/program/t_blc_ocse.sas
Output: root/clinical_studies/RO6867461/CDT70122/share/ACE_pool_DME_CSR_Final/prod/output/t_blc_ocse_RHINE_IT_OCTNOV2021_DME.xls
15JUL2022 10:19

POPULATION: Intent-to-Treat Population, YOSEMITE
ENDPOINT: --
MODEL: descriptive
STUDY: GR40349 & GR40398
Ocular Baseline Characteristics in the Study Eye

	Faricimab (N=315)	Faricimab (PTI) (N=313)	Aflibercept (N=312)
Study Eye			
n	315	313	312
Left	150 (47.6%)	172 (55.0%)	151 (48.4%)
Right	165 (52.4%)	141 (45.0%)	161 (51.6%)
Bilateral Eligibility			
n	25	33	26
Eye with worse BCVA selected	17 (5.4%)	22 (7.0%)	14 (4.5%)
Eye with better BCVA selected	7 (2.2%)	9 (2.9%)	12 (3.8%)
No difference in BCVA between eyes	1 (0.3%)	2 (0.6%)	0
Months since DME diagnosis			
n	297	292	296
Mean (SD)	14.0 (21.7)	17.6 (36.2)	17.5 (27.6)
Median	3,4	2,3	3,4
Min - Max	0 - 134	0 - 304	0 - 180
Unknown	18	21	16
Months since DME diagnosis (categories)			
n	315	313	312
<= 3 months	143 (45.4%)	153 (48.9%)	145 (46.5%)
> 3 months	154 (48.9%)	139 (44.4%)	151 (48.4%)
Unknown	18 (5.7%)	21 (6.7%)	16 (5.1%)
BCVA (letters)			
n	315	313	312
Mean (SD)	62.0 (9.9)	61.9 (10.2)	62.2 (9.5)
Median	64	65	64
Min - Max	28 - 81	25 - 73	27 - 73
Missing/Invalid	0	0	0
BCVA (letters) categories			
n	315	313	312
<=38 (20/200 or worse)	15 (4.8%)	12 (3.8%)	12 (3.8%)
39 (better than 20/200) - 63 (worse than 20/50)	132 (41.9%)	126 (40.3%)	132 (42.3%)
>=64 (20/50 or better)	168 (53.3%)	175 (55.9%)	168 (53.8%)
Missing/Invalid	0	0	0
CST (ILM-BM) (microns)			
n	312	312	308
Mean (SD)	492.4 (136.0)	485.8 (130.8)	484.4 (131.1)

Median	476,5	461,5	458
Min - Max	291 - 1172	270 - 1043	208 - 982
Missing/Ungradable	3	1	4
Macular Ischemic Non-Perfusion			
n	315	313	312
Yes	122 (38.7%)	110 (35.1%)	116 (37.2%)
No	171 (54.3%)	175 (55.9%)	162 (51.9%)
Missing/Ungradable	22 (7.0%)	28 (8.9%)	34 (10.9%)
Macular Leakage			
n	315	313	312
Yes	305 (96.8%)	301 (96.2%)	293 (93.9%)
No	0	1 (0.3%)	0
Missing/Ungradable	10 (3.2%)	11 (3.5%)	19 (6.1%)
Intraocular pressure (mmHg)			
n	315	313	312
Mean (SD)	15.4 (3.2)	15.0 (2.9)	14.9 (3.1)
Median	16	15	15
Min - Max	7 - 25	8 - 21	7 - 24
Lens Status in Study Eye			
n	315	313	312
Phakic	242 (76.8%)	230 (73.5%)	229 (73.4%)
Pseudophakic	70 (22.2%)	80 (25.6%)	80 (25.6%)
Aphakic	0	0	0
Other	3 (1.0%)	3 (1.0%)	3 (1.0%)
Lens Status in Fellow Eye			
n	315	313	312
Phakic	242 (76.8%)	229 (73.2%)	229 (73.4%)
Pseudophakic	71 (22.5%)	80 (25.6%)	79 (25.3%)
Aphakic	0	1 (0.3%)	1 (0.3%)
Other	2 (0.6%)	3 (1.0%)	3 (1.0%)
Previously treated with anti-VEGF (derived)			
n	315	313	312
Yes	77 (24.4%)	68 (21.7%)	70 (22.4%)
No	238 (75.6%)	245 (78.3%)	242 (77.6%)
Time since last anti-VEGF treatment in previously treated patients (months)			
n	75	67	65
Mean (SD)	20.5 (20.5)	17.5 (17.2)	16.6 (12.6)
Median	12,2	13,2	12,9
Min - Max	3 - 133	3 - 86	0 - 52
Missing/Unknown	240	246	247
Diabetic Retinopathy Status			
n	315	313	312
1 - DRS Level 10, 12 (DR Absent)	2 (0.6%)	3 (1.0%)	4 (1.3%)
2 - DRS Level 14A, 14B, 14C, 14Z, 15, 20 (DR Questionable / Microaneurysms only)	4 (1.3%)	6 (1.9%)	10 (3.2%)

3 - DRS Level 35A, 35B, 35C, 35D, 35E, 35F (Mild NPDR)	84 (26.7%)	92 (29.4%)	83 (26.6%)
4 - DRS Level 43A, 43B (Moderate NPDR)	84 (26.7%)	86 (27.5%)	85 (27.2%)
5 - DRS Level 47A, 47B, 47C, 47D (Moderately Severe NPDR)	67 (21.3%)	59 (18.8%)	54 (17.3%)
6 - DRS Level 53A, 53B, 53C, 53D, 53E (Severe NPDR)	46 (14.6%)	40 (12.8%)	49 (15.7%)
7 - DRS Level 61A, 61B (Mild PDR)	16 (5.1%)	11 (3.5%)	9 (2.9%)
8 - DRS Level 65A, 65B, 65C (Moderate PDR)	6 (1.9%)	9 (2.9%)	7 (2.2%)
9 - DRS Level 71A, 71B, 71C, 71D (High Risk PDR)	0	1 (0.3%)	2 (0.6%)
10 - DRS Level 75 (High Risk PDR)	0	0	0
11- DRS Level 81 (Advanced PDR)	0	0	0
12 - DRS Level 85A, 85B (Advanced PDR)	0	0	0
90 - DRS Level 90 (Cannot Grade)	4 (1.3%)	5 (1.6%)	7 (2.2%)
Missing	2 (0.6%)	1 (0.3%)	2 (0.6%)

Clinical cut-off: YOSEMITE 01NOV2021 and RHINE 28OCT2021

Program: root/clinical_studies/RO6867461/CDT70122/share/ACE_pool_DME_Base/prod/program/t_blc_ocse.sas
Output: root/clinical_studies/RO6867461/CDT70122/share/ACE_pool_DME_CSR_Final/prod/output/t_blc_ocse_YOSEMITE_IT_OCTNOV2021_DME.xls
15JUL2022 10:21

POPULATION: Intent-to-Treat Population
ENDPOINT: --
MODEL: descriptive
STUDY: GR40349 & GR40398
Non-Ocular Baseline Characteristics

	Faricimab (N=632)	Faricimab (PTI) (N=632)	Aflibercept (N=627)
Smoking status			
n	632	632	627
Never smoked	362 (57.3%)	387 (61.2%)	398 (63.5%)
Previous smoker	201 (31.8%)	186 (29.4%)	174 (27.8%)
Current smoker	69 (10.9%)	59 (9.3%)	55 (8.8%)
Baseline Weight (kg)			
n	630	624	625
Mean (SD)	87.2 (21.2)	86.4 (20.0)	86.1 (20.8)
Median	83,9	83,9	84
Min - Max	44 - 195	41 - 209	39 - 195
Missing/Unknown	2	8	2
Baseline Height (cm)			
n	626	624	622
Mean (SD)	168.3 (10.5)	168.3 (10.3)	167.6 (10.8)
Median	169	168	167,6
Min - Max	124 - 196	133 - 196	136 - 211
Missing/Unknown	6	8	5
Baseline BMI (kg/m2)			
n	626	622	622
Mean (SD)	30.7 (6.5)	30.4 (6.3)	30.6 (6.4)
Median	29,3	29,6	29,6
Min - Max	17 - 65	18 - 86	18 - 66
Missing/Unknown	6	10	5
Baseline BMI (kg/m2) categories			
n	632	632	627
< 30	335 (53.0%)	327 (51.7%)	332 (53.0%)

>= 30	291 (46.0%)	295 (46.7%)	290 (46.3%)
Missing/Ungradable	6 (0.9%)	10 (1.6%)	5 (0.8%)
Baseline HbA1c (%)			
n	628	625	621
Mean (SD)	7.6 (1.1)	7.7 (1.2)	7.6 (1.2)
Median	7,5	7,6	7,5
Min - Max	5 - 12	5 - 12	5 - 11
Missing/Unknown	4	7	6
Baseline HbA1c (%) categories			
n	632	632	627
<6.5%	112 (17.7%)	95 (15.0%)	101 (16.1%)
>=6.5% - <8%	290 (45.9%)	291 (46.0%)	289 (46.1%)
>=8%	226 (35.8%)	239 (37.8%)	231 (36.8%)
Missing/Ungradable	4 (0.6%)	7 (1.1%)	6 (1.0%)
Diabetes mellitus			
n	632	632	627
Yes	631 (99.8%)	632 (100.0%)	627 (100.0%)
No	0	0	0
Missing/Not Done	1 (0.2%)	0	0
Type I Diabetes			
n	632	632	627
Yes	44 (7.0%)	35 (5.5%)	30 (4.8%)
No	588 (93.0%)	597 (94.5%)	597 (95.2%)
Type II Diabetes			
n	632	632	627
Yes	588 (93.0%)	599 (94.8%)	597 (95.2%)
No	44 (7.0%)	33 (5.2%)	30 (4.8%)
Baseline Systolic blood pressure (mmHg)			
n	632	632	627
Mean (SD)	137.0 (15.7)	137.9 (15.8)	136.9 (16.1)
Median	137	137	136
Min - Max	88 - 180	94 - 180	94 - 183
Missing/Unknown	0	0	0
Baseline Systolic blood pressure (mmHg) categories			

n	632	632	627
< 140	368 (58.2%)	343 (54.3%)	360 (57.4%)
>= 140 and < 160	198 (31.3%)	221 (35.0%)	208 (33.2%)
>= 160	66 (10.4%)	68 (10.8%)	59 (9.4%)
Baseline Diastolic blood pressure (mmHg)			
n	632	632	627
Mean (SD)	78.6 (9.0)	79.8 (9.3)	78.5 (9.3)
Median	79	80	79
Min - Max	44 - 103	52 - 107	43 - 104
Missing/Unknown	0	0	0

Clinical cut-off: YOSEMITE 01NOV2021 and RHINE 28OCT2021

Program: root/clinical_studies/RO6867461/CDT70122/share/ACE_pool_DME_Base/prod/program/t_blc_noc.sas
Output: root/clinical_studies/RO6867461/CDT70122/share/ACE_pool_DME_CSR_Final/prod/output/t_blc_noc_IT_OCTNOV2021_DME.xls
14MAR2022 9:48

POPULATION: Intent-to-Treat Population, RHINE
ENDPOINT: --
MODEL: descriptive
STUDY: GR40349 & GR40398
Non-Ocular Baseline Characteristics

	Faricimab (N=317)	Faricimab (PTI) (N=319)	Aflibercept (N=315)
Smoking status			
n	317	319	315
Never smoked	171 (53.9%)	200 (62.7%)	202 (64.1%)
Previous smoker	112 (35.3%)	88 (27.6%)	91 (28.9%)
Current smoker	34 (10.7%)	31 (9.7%)	22 (7.0%)
Baseline Weight (kg)			
n	315	313	313
Mean (SD)	86.4 (20.1)	85.1 (19.8)	84.8 (20.1)
Median	83,3	82	83
Min - Max	47 - 195	41 - 186	43 - 195
Missing/Unknown	2	6	2
Baseline Height (cm)			
n	312	311	311
Mean (SD)	168.1 (10.1)	168.2 (10.6)	167.6 (10.5)
Median	168,4	168	167
Min - Max	143 - 194	133 - 196	144 - 198
Missing/Unknown	5	8	4
Baseline BMI (kg/m2)			
n	312	311	311
Mean (SD)	30.5 (6.1)	29.9 (5.7)	30.1 (6.1)
Median	29,1	29,4	29,1
Min - Max	19 - 64	18 - 64	18 - 58
Missing/Unknown	5	8	4
Baseline BMI (kg/m2) categories			
n	317	319	315
< 30	172 (54.3%)	175 (54.9%)	169 (53.7%)
>= 30	140 (44.2%)	136 (42.6%)	142 (45.1%)
Missing/Ungradable	5 (1.6%)	8 (2.5%)	4 (1.3%)
Baseline HbA1c (%)			
n	314	315	310

Mean (SD)	7.6 (1.2)	7.7 (1.2)	7.7 (1.2)
Median	7,6	7,6	7,6
Min - Max	5 - 10	5 - 11	5 - 11
Missing/Unknown	3	4	5
Baseline HbA1c (%) categories			
n	317	319	315
<6.5%	59 (18.6%)	49 (15.4%)	55 (17.5%)
>=6.5% - <8%	133 (42.0%)	145 (45.5%)	133 (42.2%)
>=8%	122 (38.5%)	121 (37.9%)	122 (38.7%)
Missing/Ungradable	3 (0.9%)	4 (1.3%)	5 (1.6%)
Diabetes mellitus			
n	317	319	315
Yes	317 (100.0%)	319 (100.0%)	315 (100.0%)
No	0	0	0
Type I Diabetes			
n	317	319	315
Yes	20 (6.3%)	19 (6.0%)	17 (5.4%)
No	297 (93.7%)	300 (94.0%)	298 (94.6%)
Type II Diabetes			
n	317	319	315
Yes	297 (93.7%)	300 (94.0%)	298 (94.6%)
No	20 (6.3%)	19 (6.0%)	17 (5.4%)
Baseline Systolic blood pressure (mmHg)			
n	317	319	315
Mean (SD)	137.0 (15.6)	138.1 (15.6)	137.6 (17.3)
Median	137	137	136
Min - Max	88 - 178	98 - 179	94 - 183
Missing/Unknown	0	0	0
Baseline Systolic blood pressure (mmHg) categories			
n	317	319	315
< 140	178 (56.2%)	174 (54.5%)	181 (57.5%)
>= 140 and < 160	102 (32.2%)	109 (34.2%)	93 (29.5%)
>= 160	37 (11.7%)	36 (11.3%)	41 (13.0%)
Baseline Diastolic blood pressure (mmHg)			
n	317	319	315
Mean (SD)	78.9 (9.7)	80.0 (9.2)	78.8 (9.1)
Median	80	80	80
Min - Max	44 - 103	52 - 107	46 - 100
Missing/Unknown	0	0	0

Clinical cut-off: YOSEMITE 01NOV2021 and RHINE 28OCT2021

Program: root/clinical_studies/RO6867461/CDT70122/share/ACE_pool_DME_Base/prod/program/t_blc_noc.sas
Output: root/clinical_studies/RO6867461/CDT70122/share/ACE_pool_DME_CSR_Final/prod/output/t_blc_noc_RHINE_IT_OCTNOV2021_DME.xls
15JUL2022 10:24

POPULATION: Intent-to-Treat Population, YOSEMITE
ENDPOINT: --
MODEL: descriptive
STUDY: GR40349 & GR40398
Non-Ocular Baseline Characteristics

	Faricimab (N=315)	Faricimab (PTI) (N=313)	Aflibercept (N=312)
Smoking status			
n	315	313	312
Never smoked	191 (60.6%)	187 (59.7%)	196 (62.8%)
Previous smoker	89 (28.3%)	98 (31.3%)	83 (26.6%)
Current smoker	35 (11.1%)	28 (8.9%)	33 (10.6%)
Baseline Weight (kg)			
n	315	311	312
Mean (SD)	88.0 (22.2)	87.8 (20.2)	87.4 (21.5)
Median	84	85,5	85,2
Min - Max	44 - 188	45 - 209	39 - 177
Missing/Unknown	0	2	0
Baseline Height (cm)			
n	314	313	311
Mean (SD)	168.4 (10.8)	168.5 (10.0)	167.7 (11.2)
Median	169	168,8	167,6
Min - Max	124 - 196	143 - 196	136 - 211
Missing/Unknown	1	0	1
Baseline BMI (kg/m2)			
n	314	311	311
Mean (SD)	30.9 (6.9)	30.9 (6.9)	31.0 (6.7)
Median	29,4	30,1	29,8
Min - Max	17 - 65	18 - 86	19 - 66
Missing/Unknown	1	2	1
Baseline BMI (kg/m2) categories			
n	315	313	312
< 30	163 (51.7%)	152 (48.6%)	163 (52.2%)
>= 30	151 (47.9%)	159 (50.8%)	148 (47.4%)
Missing/Ungradable	1 (0.3%)	2 (0.6%)	1 (0.3%)
Baseline HbA1c (%)			
n	314	310	311

Mean (SD)	7.6 (1.1)	7.6 (1.1)	7.6 (1.1)
Median	7,4	7,6	7,5
Min - Max	5 - 12	5 - 12	5 - 11
Missing/Unknown	1	3	1
Baseline HbA1c (%) categories			
n	315	313	312
<6.5%	53 (16.8%)	46 (14.7%)	46 (14.7%)
>=6.5% - <8%	157 (49.8%)	146 (46.6%)	156 (50.0%)
>=8%	104 (33.0%)	118 (37.7%)	109 (34.9%)
Missing/Ungradable	1 (0.3%)	3 (1.0%)	1 (0.3%)
Diabetes mellitus			
n	315	313	312
Yes	314 (99.7%)	313 (100.0%)	312 (100.0%)
No	0	0	0
Missing/Not Done	1 (0.3%)	0	0
Type I Diabetes			
n	315	313	312
Yes	24 (7.6%)	16 (5.1%)	13 (4.2%)
No	291 (92.4%)	297 (94.9%)	299 (95.8%)
Type II Diabetes			
n	315	313	312
Yes	291 (92.4%)	299 (95.5%)	299 (95.8%)
No	24 (7.6%)	14 (4.5%)	13 (4.2%)
Baseline Systolic blood pressure (mmHg)			
n	315	313	312
Mean (SD)	136.9 (15.9)	137.7 (16.0)	136.1 (14.8)
Median	137	137	136
Min - Max	94 - 180	94 - 180	101 - 178
Missing/Unknown	0	0	0
Baseline Systolic blood pressure (mmHg) categories			
n	315	313	312
< 140	190 (60.3%)	169 (54.0%)	179 (57.4%)
>= 140 and < 160	96 (30.5%)	112 (35.8%)	115 (36.9%)
>= 160	29 (9.2%)	32 (10.2%)	18 (5.8%)
Baseline Diastolic blood pressure (mmHg)			
n	315	313	312
Mean (SD)	78.3 (8.3)	79.5 (9.4)	78.2 (9.5)
Median	79	80	78,5
Min - Max	46 - 99	54 - 100	43 - 104

Missing/Unknown	0	0	0

Clinical cut-off: YOSEMITE 01NOV2021 and RHINE 28OCT2021

Program: root/clinical_studies/RO6867461/CDT70122/share/ACE_pool_DME_Base/prod/program/t_blc_noc.sas
Output: root/clinical_studies/RO6867461/CDT70122/share/ACE_pool_DME_CSR_Final/prod/output/t_blc_noc_YOSEMITE_IT_OCTNOV2021_DME.xls
15JUL2022 10:26

POPULATION: Intent-to-Treat Population
ENDPOINT: --
MODEL: descriptive
STUDY: GR40349 & GR40398
Ocular Medical History in the Study Eye

Ocular Medical History Description	Faricimab (N=632)	Faricimab (PTI) (N=632)	Aflibercept (N=627)
Total Number of patients with at least one condition	339 (53.6%)	341 (54.0%)	321 (51.2%)
Total number of conditions	481	513	465
CATARACT	306 (48.4%)	290 (45.9%)	287 (45.8%)
DRY EYE DISEASE	40 (6.3%)	48 (7.6%)	33 (5.3%)
GLAUCOMA	27 (4.3%)	34 (5.4%)	33 (5.3%)
RETINOPATHY - HYPERTENSIVE	24 (3.8%)	27 (4.3%)	18 (2.9%)
EYELID DISORDERS	15 (2.4%)	17 (2.7%)	17 (2.7%)
BLEPHARITIS/MGD	13 (2.1%)	10 (1.6%)	5 (0.8%)
POSTERIOR CAPSULE OPACIFICATION	8 (1.3%)	12 (1.9%)	8 (1.3%)
OCULAR HYPERTENSION	6 (0.9%)	15 (2.4%)	5 (0.8%)
CONJUNCTIVITIS	5 (0.8%)	5 (0.8%)	3 (0.5%)
RETINAL TEAR/HOLE	1 (0.2%)	4 (0.6%)	4 (0.6%)
CORNEAL DYSTROPHY	5 (0.8%)	2 (0.3%)	1 (0.2%)
STRABISMUS	2 (0.3%)	1 (0.2%)	4 (0.6%)
TRAUMATIC EYE INJURY: OTHER	0	2 (0.3%)	3 (0.5%)
INTRAOCULAR INFLAMMATION: UVEITIS	1 (0.2%)	2 (0.3%)	1 (0.2%)
VITREOUS HAEMORRHAGE	2 (0.3%)	0	2 (0.3%)
AMBLYOPIA	1 (0.2%)	0	2 (0.3%)
CRANIAL NERVE PALSY/PARESIS	0	2 (0.3%)	0
INTRAOCULAR INFLAMMATION: IRIDOCYCLITIS	0	1 (0.2%)	1 (0.2%)
PSEUDOPHAKIC CYSTOID MACULAR EDEMA	0	1 (0.2%)	1 (0.2%)
RETINOSCHISIS	0	1 (0.2%)	1 (0.2%)
ALLERGIC EYE DISEASE	1 (0.2%)	0	0
GEOGRAPHIC ATROPHY	1 (0.2%)	0	0
INTRAOCULAR INFLAMMATION: CHORIORETINITIS/RETINITIS	0	1 (0.2%)	0
INTRAOCULAR INFLAMMATION: IRITIS	0	0	1 (0.2%)
INTRAOCULAR INFLAMMATION: VITRITIS	0	0	1 (0.2%)
ISCHEMIC OPTIC NEUROPATHY	0	1 (0.2%)	0
KERATITIS - ADENOVIRAL	0	1 (0.2%)	0
OPHTHALMIC HERPES ZOSTER	0	0	1 (0.2%)
PAPILLEDEMA	0	0	1 (0.2%)
PERIPHERAL EXUDATIVE HEMORRHAGIC CHORIORETINOPATHY	1 (0.2%)	0	0
RETINAL DETACHMENT	0	0	1 (0.2%)
RETINAL EMBOLUS	0	0	1 (0.2%)
RETINAL VASCULITIS	0	0	1 (0.2%)
RETINAL VEIN OCCLUSION	0	0	1 (0.2%)
SCLERITIS	0	1 (0.2%)	0
TOXIC ANTERIOR SEGMENT SYNDROME	1 (0.2%)	0	0

Includes all diseases and conditions reported as part of ocular medical history at baseline, categorized by Clinical Science.
MGD = meibomian gland dysfunction. Eyelid disorders include: blepharochalasis, ptosis, entropion, ectropion, chalazion, hordeolum. Conjunctivitis includes allergic, bacterial and viral.
Clinical cut-off: YOSEMITE 01NOV2021 and RHINE 28OCT2021

Program: root/clinical_studies/RO6867461/CDT70122/share/ACE_pool_DME_Base/prod/program/t_mh.sas
Output: root/clinical_studies/RO6867461/CDT70122/share/ACE_pool_DME_CSR_Final/prod/output/t_mh_SOMH_IT_OCTNOV2021_DME.xls
14MAR2022 10:18

POPULATION: Intent-to-Treat Population, RHINE
ENDPOINT: --
MODEL: descriptive
STUDY: GR40349 & GR40398
Ocular Medical History in the Study Eye

Ocular Medical History Description	Faricimab (N=317)	Faricimab (PTI) (N=319)	Aflibercept (N=315)
Total Number of patients with at least one condition	159 (50.2%)	151 (47.3%)	135 (42.9%)
Total number of conditions	214	227	197
CATARACT	147 (46.4%)	129 (40.4%)	124 (39.4%)
DRY EYE DISEASE	18 (5.7%)	19 (6.0%)	12 (3.8%)
GLAUCOMA	9 (2.8%)	15 (4.7%)	9 (2.9%)
RETINOPATHY - HYPERTENSIVE	8 (2.5%)	15 (4.7%)	5 (1.6%)
EYELID DISORDERS	7 (2.2%)	7 (2.2%)	5 (1.6%)
BLEPHARITIS/MGD	8 (2.5%)	4 (1.3%)	3 (1.0%)
OCULAR HYPERTENSION	1 (0.3%)	9 (2.8%)	2 (0.6%)
POSTERIOR CAPSULE OPACIFICATION	2 (0.6%)	4 (1.3%)	5 (1.6%)
RETINAL TEAR/HOLE	1 (0.3%)	0	3 (1.0%)
CONJUNCTIVITIS	1 (0.3%)	2 (0.6%)	0
INTRAOCULAR INFLAMMATION: IRIDOCYCLITIS	0	1 (0.3%)	1 (0.3%)
TRAUMATIC EYE INJURY: OTHER	0	0	2 (0.6%)
VITREOUS HAEMORRHAGE	1 (0.3%)	0	1 (0.3%)
ALLERGIC EYE DISEASE	1 (0.3%)	0	0
AMBLYOPIA	0	0	1 (0.3%)
CORNEAL DYSTROPHY	1 (0.3%)	0	0
CRANIAL NERVE PALSY/PARESIS	0	1 (0.3%)	0
GEOGRAPHIC ATROPHY	1 (0.3%)	0	0
INTRAOCULAR INFLAMMATION: IRITIS	0	0	1 (0.3%)
INTRAOCULAR INFLAMMATION: UVEITIS	0	1 (0.3%)	0
ISCHEMIC OPTIC NEUROPATHY	0	1 (0.3%)	0
KERATITIS - ADENOVIRAL	0	1 (0.3%)	0
PSEUDOPHAKIC CYSTOID MACULAR EDEMA	0	0	1 (0.3%)
RETINAL DETACHMENT	0	0	1 (0.3%)
RETINAL EMBOLUS	0	0	1 (0.3%)
RETINOSCHISIS	0	0	1 (0.3%)
SCLERITIS	0	1 (0.3%)	0
STRABISMUS	0	0	1 (0.3%)

Includes all diseases and conditions reported as part of ocular medical history at baseline, categorized by Clinical Science.
MGD = meibomian gland dysfunction. Eyelid disorders include: blepharochalasis, ptosis, entropion, ectropion, chalazion, hordeolum. Conjunctivitis includes allergic, bacterial and viral.
Clinical cut-off: YOSEMITE 01NOV2021 and RHINE 28OCT2021

Program: root/clinical_studies/RO6867461/CDT70122/share/ACE_pool_DME_Base/prod/program/t_mh.sas
Output: root/clinical_studies/RO6867461/CDT70122/share/ACE_pool_DME_CSR_Final/prod/output/t_mh_SOMH_RHINE_IT_OCTNOV2021_DME.xls
15JUL2022 10:28

POPULATION: Intent-to-Treat Population, YOSEMITE
ENDPOINT: --
MODEL: descriptive
STUDY: GR40349 & GR40398
Ocular Medical History in the Study Eye

Ocular Medical History Description	Faricimab (N=315)	Faricimab (PTI) (N=313)	Aflibercept (N=312)
Total Number of patients with at least one condition	180 (57.1%)	190 (60.7%)	186 (59.6%)
Total number of conditions	267	286	268
CATARACT	159 (50.5%)	161 (51.4%)	163 (52.2%)
DRY EYE DISEASE	22 (7.0%)	29 (9.3%)	21 (6.7%)
GLAUCOMA	18 (5.7%)	19 (6.1%)	24 (7.7%)
RETINOPATHY - HYPERTENSIVE	16 (5.1%)	12 (3.8%)	13 (4.2%)
EYELID DISORDERS	8 (2.5%)	10 (3.2%)	12 (3.8%)
POSTERIOR CAPSULE OPACIFICATION	6 (1.9%)	8 (2.6%)	3 (1.0%)
OCULAR HYPERTENSION	5 (1.6%)	6 (1.9%)	3 (1.0%)
BLEPHARITIS/MGD	5 (1.6%)	6 (1.9%)	2 (0.6%)
CONJUNCTIVITIS	4 (1.3%)	3 (1.0%)	3 (1.0%)
CORNEAL DYSTROPHY	4 (1.3%)	2 (0.6%)	1 (0.3%)
STRABISMUS	2 (0.6%)	1 (0.3%)	3 (1.0%)
RETINAL TEAR/HOLE	0	4 (1.3%)	1 (0.3%)
INTRAOCULAR INFLAMMATION: UVEITIS	1 (0.3%)	1 (0.3%)	1 (0.3%)
TRAUMATIC EYE INJURY: OTHER	0	2 (0.6%)	1 (0.3%)
AMBLYOPIA	1 (0.3%)	0	1 (0.3%)
VITREOUS HAEMORRHAGE	1 (0.3%)	0	1 (0.3%)
CRANIAL NERVE PALSY/PARESIS	0	1 (0.3%)	0
INTRAOCULAR INFLAMMATION: CHORIORETINITIS/RETINITIS	0	1 (0.3%)	0
INTRAOCULAR INFLAMMATION: VITRITIS	0	0	1 (0.3%)
OPHTHALMIC HERPES ZOSTER	0	0	1 (0.3%)
PAPILLEDEMA	0	0	1 (0.3%)
PERIPHERAL EXUDATIVE HEMORRHAGIC CHORIORETINOPATHY	1 (0.3%)	0	0
PSEUDOPHAKIC CYSTOID MACULAR EDEMA	0	1 (0.3%)	0
RETINAL VASCULITIS	0	0	1 (0.3%)
RETINAL VEIN OCCLUSION	0	0	1 (0.3%)
RETINOSCHISIS	0	1 (0.3%)	0
TOXIC ANTERIOR SEGMENT SYNDROME	1 (0.3%)	0	0

Includes all diseases and conditions reported as part of ocular medical history at baseline, categorized by Clinical Science.
MGD = meibomian gland dysfunction. Eyelid disorders include: blepharochalasis, ptosis, entropion, ectropion, chalazion, hordeolum. Conjunctivitis includes allergic, bacterial and viral.
Clinical cut-off: YOSEMITE 01NOV2021 and RHINE 28OCT2021

Program: root/clinical_studies/RO6867461/CDT70122/share/ACE_pool_DME_Base/prod/program/t_mh.sas
Output: root/clinical_studies/RO6867461/CDT70122/share/ACE_pool_DME_CSR_Final/prod/output/t_mh_SOMH_YOSEMITE_IT_OCTNOV2021_DME.xls
15JUL2022 10:31

POPULATION: Intent-to-Treat Population
ENDPOINT: --
MODEL: descriptive
STUDY: GR40349 & GR40398
Prior Targeted Non-Ocular Medical History

Medical Condition	Faricimab (N=632)	Faricimab (PTI) (N=632)	Aflibercept (N=627)
Total number of patients with at least one condition	631 (99.8%)	632 (100.0%)	627 (100.0%)
TYPE 2 DIABETES	588 (93.0%)	600 (94.9%)	597 (95.2%)
DIABETES MELLITUS UNCOMPLICATED	557 (88.1%)	571 (90.3%)	569 (90.7%)
SYSTEMIC HYPERTENSION	499 (79.0%)	491 (77.7%)	488 (77.8%)
CORONARY ARTERY DISEASE	110 (17.4%)	106 (16.8%)	85 (13.6%)
DIABETES MELLITUS END ORGAN DAMAGE	88 (13.9%)	73 (11.6%)	70 (11.2%)
MYOCARDIAL INFARCTION	49 (7.8%)	56 (8.9%)	49 (7.8%)
MODERATE TO SEVERE CKD	52 (8.2%)	48 (7.6%)	39 (6.2%)
PERIPHERAL VASCULAR DISEASE	52 (8.2%)	47 (7.4%)	38 (6.1%)
SOLID TUMOR	41 (6.5%)	45 (7.1%)	42 (6.7%)
CONGESTIVE HEART FAILURE	50 (7.9%)	35 (5.5%)	27 (4.3%)
TYPE 1 DIABETES	44 (7.0%)	35 (5.5%)	30 (4.8%)
CEREBROVASCULAR ACCIDENTS (STROKE)	31 (4.9%)	30 (4.7%)	41 (6.5%)
ANGINA	33 (5.2%)	31 (4.9%)	25 (4.0%)
ATRIAL FIBRILATION	31 (4.9%)	29 (4.6%)	21 (3.3%)
LIVER DISEASE MILD	16 (2.5%)	24 (3.8%)	12 (1.9%)
RENAL FAILURE	18 (2.8%)	17 (2.7%)	14 (2.2%)
COPD	23 (3.6%)	14 (2.2%)	8 (1.3%)
PEPTIC ULCER DISEASE	12 (1.9%)	15 (2.4%)	7 (1.1%)
CEREBROVASCULAR DISEASE	16 (2.5%)	10 (1.6%)	5 (0.8%)

TRANSIENT ISCHEMIC ATTACK	8 (1.3%)	12 (1.9%)	11 (1.8%)
DEEP VENOUS THROMBOSIS	9 (1.4%)	9 (1.4%)	6 (1.0%)
CONNECTIVE TISSUE DISEASE	4 (0.6%)	9 (1.4%)	4 (0.6%)
AIDS	2 (0.3%)	7 (1.1%)	2 (0.3%)
LIVER DISEASE MODERATE TO SEVERE	2 (0.3%)	7 (1.1%)	2 (0.3%)
DEMENTIA	1 (0.2%)	4 (0.6%)	3 (0.5%)
HEMIPLEGIA	2 (0.3%)	1 (0.2%)	2 (0.3%)
LEUKAEMIA	2 (0.3%)	2 (0.3%)	1 (0.2%)
MALIGNANT LYMPHOMA	1 (0.2%)	3 (0.5%)	1 (0.2%)
SOLID TUMOR METASTATIC	2 (0.3%)	2 (0.3%)	0

Clinical cut-off: YOSEMITE 01NOV2021 and RHINE 28OCT2021

Program: ..nical_studies/RO6867461/CDT70122/share/ACE_pool_DME_Base/prod/program/t_mh_cat.sas
Output: ../share/ACE_pool_DME_CSR_Final/prod/output/t_mh_cat_NOCUL_TARG_IT_OCTNOV2021_DME.xls
14MAR2022 10:20

POPULATION: Intent-to-Treat Population, RHINE
ENDPOINT: --
MODEL: descriptive
STUDY: GR40349 & GR40398
Prior Targeted Non-Ocular Medical History

Medical Condition	Faricimab (N=317)	Faricimab (PTI) (N=319)	Aflibercept (N=315)
Total number of patients with at least one condition	317 (100.0%)	319 (100.0%)	315 (100.0%)
TYPE 2 DIABETES	297 (93.7%)	301 (94.4%)	298 (94.6%)
DIABETES MELLITUS UNCOMPLICATED	281 (88.6%)	294 (92.2%)	294 (93.3%)
SYSTEMIC HYPERTENSION	255 (80.4%)	246 (77.1%)	248 (78.7%)
CORONARY ARTERY DISEASE	54 (17.0%)	52 (16.3%)	44 (14.0%)
DIABETES MELLITUS END ORGAN DAMAGE	41 (12.9%)	31 (9.7%)	27 (8.6%)
MODERATE TO SEVERE CKD	29 (9.1%)	26 (8.2%)	21 (6.7%)
MYOCARDIAL INFARCTION	24 (7.6%)	26 (8.2%)	24 (7.6%)
PERIPHERAL VASCULAR DISEASE	29 (9.1%)	21 (6.6%)	17 (5.4%)
TYPE 1 DIABETES	20 (6.3%)	19 (6.0%)	17 (5.4%)
CONGESTIVE HEART FAILURE	26 (8.2%)	15 (4.7%)	12 (3.8%)
CEREBROVASCULAR ACCIDENTS (STROKE)	15 (4.7%)	10 (3.1%)	17 (5.4%)
ATRIAL FIBRILATION	15 (4.7%)	17 (5.3%)	8 (2.5%)
ANGINA	16 (5.0%)	15 (4.7%)	8 (2.5%)
SOLID TUMOR	10 (3.2%)	7 (2.2%)	8 (2.5%)
COPD	11 (3.5%)	7 (2.2%)	6 (1.9%)
CEREBROVASCULAR DISEASE	9 (2.8%)	6 (1.9%)	4 (1.3%)
LIVER DISEASE MILD	7 (2.2%)	8 (2.5%)	4 (1.3%)
RENAL FAILURE	8 (2.5%)	5 (1.6%)	6 (1.9%)
DEEP VENOUS THROMBOSIS	7 (2.2%)	6 (1.9%)	5 (1.6%)

PEPTIC ULCER DISEASE	7 (2.2%)	5 (1.6%)	2 (0.6%)
AIDS	2 (0.6%)	7 (2.2%)	2 (0.6%)
TRANSIENT ISCHEMIC ATTACK	2 (0.6%)	2 (0.6%)	4 (1.3%)
LIVER DISEASE MODERATE TO SEVERE	2 (0.6%)	3 (0.9%)	0
DEMENTIA	1 (0.3%)	2 (0.6%)	1 (0.3%)
MALIGNANT LYMPHOMA	1 (0.3%)	2 (0.6%)	1 (0.3%)
CONNECTIVE TISSUE DISEASE	1 (0.3%)	2 (0.6%)	0
LEUKAEMIA	1 (0.3%)	2 (0.6%)	0
SOLID TUMOR METASTATIC	2 (0.6%)	1 (0.3%)	0
HEMIPLEGIA	1 (0.3%)	0	0

Clinical cut-off: YOSEMITE 01NOV2021 and RHINE 28OCT2021

Program: ..nical_studies/RO6867461/CDT70122/share/ACE_pool_DME_Base/prod/program/t_mh_cat.sas
Output: ../ACE_pool_DME_CSR_Final/prod/output/t_mh_cat_NOCUL_TARG_RHINE_IT_OCTNOV2021_DME.xls
15JUL2022 10:34

POPULATION: Intent-to-Treat Population, YOSEMITE
ENDPOINT: --
MODEL: descriptive
STUDY: GR40349 & GR40398
Prior Targeted Non-Ocular Medical History

Medical Condition	Faricimab (N=315)	Faricimab (PTI) (N=313)	Aflibercept (N=312)
Total number of patients with at least one condition	314 (99.7%)	313 (100.0%)	312 (100.0%)
TYPE 2 DIABETES	291 (92.4%)	299 (95.5%)	299 (95.8%)
DIABETES MELLITUS UNCOMPLICATED	276 (87.6%)	277 (88.5%)	275 (88.1%)
SYSTEMIC HYPERTENSION	244 (77.5%)	245 (78.3%)	240 (76.9%)
CORONARY ARTERY DISEASE	56 (17.8%)	54 (17.3%)	41 (13.1%)
DIABETES MELLITUS END ORGAN DAMAGE	47 (14.9%)	42 (13.4%)	43 (13.8%)
SOLID TUMOR	31 (9.8%)	38 (12.1%)	34 (10.9%)
MYOCARDIAL INFARCTION	25 (7.9%)	30 (9.6%)	25 (8.0%)
PERIPHERAL VASCULAR DISEASE	23 (7.3%)	26 (8.3%)	21 (6.7%)
MODERATE TO SEVERE CKD	23 (7.3%)	22 (7.0%)	18 (5.8%)
CEREBROVASCULAR ACCIDENTS (STROKE)	16 (5.1%)	20 (6.4%)	24 (7.7%)
CONGESTIVE HEART FAILURE	24 (7.6%)	20 (6.4%)	15 (4.8%)
TYPE 1 DIABETES	24 (7.6%)	16 (5.1%)	13 (4.2%)
ANGINA	17 (5.4%)	16 (5.1%)	17 (5.4%)
ATRIAL FIBRILATION	16 (5.1%)	12 (3.8%)	13 (4.2%)
LIVER DISEASE MILD	9 (2.9%)	16 (5.1%)	8 (2.6%)
RENAL FAILURE	10 (3.2%)	12 (3.8%)	8 (2.6%)
TRANSIENT ISCHEMIC ATTACK	6 (1.9%)	10 (3.2%)	7 (2.2%)
COPD	12 (3.8%)	7 (2.2%)	2 (0.6%)
PEPTIC ULCER DISEASE	5 (1.6%)	10 (3.2%)	5 (1.6%)

CONNECTIVE TISSUE DISEASE	3 (1.0%)	7 (2.2%)	4 (1.3%)
CEREBROVASCULAR DISEASE	7 (2.2%)	4 (1.3%)	1 (0.3%)
DEEP VENOUS THROMBOSIS	2 (0.6%)	3 (1.0%)	1 (0.3%)
LIVER DISEASE MODERATE TO SEVERE	0	4 (1.3%)	2 (0.6%)
DEMENTIA	0	2 (0.6%)	2 (0.6%)
HEMIPLEGIA	1 (0.3%)	1 (0.3%)	2 (0.6%)
LEUKAEMIA	1 (0.3%)	0	1 (0.3%)
MALIGNANT LYMPHOMA	0	1 (0.3%)	0
SOLID TUMOR METASTATIC	0	1 (0.3%)	0

Clinical cut-off: YOSEMITE 01NOV2021 and RHINE 28OCT2021

Program: ..nical_studies/RO6867461/CDT70122/share/ACE_pool_DME_Base/prod/program/t_mh_cat.sas
Output: ..E_pool_DME_CSR_Final/prod/output/t_mh_cat_NOCUL_TARG_YOSEMITE_IT_OCTNOV2021_DME.xls
15JUL2022 10:37

POPULATION: Intent-to-Treat Population
ENDPOINT: --
MODEL: descriptive
STUDY: GR40349 & GR40398
Prior Targeted Ocular Therapies/Treatment in the Study Eye

Therapy/Treatment Category Therapy/Treatment	Faricimab (N=632)	Faricimab (PTI) (N=632)	Aflibercept (N=627)
Total number of patients with at least one applicable therapy or treatment	256 (40.5%)	257 (40.7%)	257 (41.0%)
Total number of applicable therapies or treatments	732	862	952
IVT ANTI-VEGF THERAPY			
Total number of patients with at least one applicable therapy or treatment	140 (22.2%)	133 (21.0%)	137 (21.9%)
Total number of applicable therapies or treatments	414	515	582
AVASTIN (BEVACIZUMAB)	83 (13.1%)	80 (12.7%)	75 (12.0%)
EYLEA (AFLIBERCEPT)	67 (10.6%)	57 (9.0%)	72 (11.5%)
LUCENTIS (RANIBIZUMAB)	35 (5.5%)	40 (6.3%)	39 (6.2%)
MACUGEN (PEGAPTANIB SODIUM)	0	0	1 (0.2%)
NON-PRP LASER THERAPY			
Total number of patients with at least one applicable therapy or treatment	96 (15.2%)	103 (16.3%)	98 (15.6%)
Total number of applicable therapies or treatments	121	145	135
LASER FOCAL	68 (10.8%)	77 (12.2%)	73 (11.6%)
LASER MACULAR UNSPECIFIED	18 (2.8%)	20 (3.2%)	19 (3.0%)
LASER GRID	13 (2.1%)	11 (1.7%)	17 (2.7%)
PANRETINAL PHOTOCOAGULATION (PRP) THERAPY			
Total number of patients with at least one applicable therapy or treatment	88 (13.9%)	92 (14.6%)	104 (16.6%)
Total number of applicable therapies or treatments	96	122	142
PANRETINAL PHOTOCOAGULATION (PRP) TOTAL LASER	46 (7.3%)	42 (6.6%)	62 (9.9%)
PANRETINAL PHOTOCOAGULATION (PRP) PARTIAL LASER	31 (4.9%)	37 (5.9%)	34 (5.4%)
PANRETINAL PHOTOCOAGULATION (PRP) LOCAL LASER	11 (1.7%)	17 (2.7%)	14 (2.2%)
STEROID THERAPY			
Total number of patients with at least one applicable therapy or treatment	38 (6.0%)	31 (4.9%)	40 (6.4%)
Total number of applicable therapies or treatments	55	49	67
INTRAVITREAL STEROIDS	16 (2.5%)	17 (2.7%)	22 (3.5%)

STEROID IMPLANTS	11 (1.7%)	11 (1.7%)	9 (1.4%)
SUBTENON STEROIDS	14 (2.2%)	5 (0.8%)	11 (1.8%)
ANY OTHER PRIOR OCULAR THERAPY			
Total number of patients with at least one applicable therapy or treatment	23 (3.6%)	27 (4.3%)	22 (3.5%)
Total number of applicable therapies or treatments	46	31	26
OTHER	22 (3.5%)	25 (4.0%)	21 (3.3%)
DIETARY SUPPLEMENT	1 (0.2%)	2 (0.3%)	1 (0.2%)

IVT = Intravitreal; PRP = Panretinal Photocoagulation; VEGF = Vascular Endothelial Growth Factor.
For frequency counts by therapy or treatment, multiple occurrences of the same therapy or treatment in an individual are counted only once.
For the total number of therapies or treatments, multiple occurrences of the same therapy or treatment in an individual are counted separately.
Clinical cut-off: YOSEMITE 01NOV2021 and RHINE 28OCT2021

Program: root/clinical_studies/RO6867461/CDT70122/share/ACE_pool_DME_Base/prod/program/t_cm.sas
Output: root/clinical_studies/RO6867461/CDT70122/share/ACE_pool_DME_CSR_Final/prod/output/t_cm_POTT_SOCUL_IT_OCTNOV2021_DME.xls
14MAR2022 8:56

POPULATION: Intent-to-Treat Population, RHINE
ENDPOINT: --
MODEL: descriptive
STUDY: GR40349 & GR40398
Prior Targeted Ocular Therapies/Treatment in the Study Eye

Therapy/Treatment Category Therapy/Treatment	Faricimab (N=317)	Faricimab (PTI) (N=319)	Aflibercept (N=315)
Total number of patients with at least one applicable therapy or treatment	134 (42.3%)	139 (43.6%)	138 (43.8%)
Total number of applicable therapies or treatments	353	412	491
IVT ANTI-VEGF THERAPY			
Total number of patients with at least one applicable therapy or treatment	63 (19.9%)	65 (20.4%)	67 (21.3%)
Total number of applicable therapies or treatments	176	214	287
AVASTIN (BEVACIZUMAB)	35 (11.0%)	35 (11.0%)	32 (10.2%)
EYLEA (AFLIBERCEPT)	27 (8.5%)	32 (10.0%)	32 (10.2%)
LUCENTIS (RANIBIZUMAB)	17 (5.4%)	20 (6.3%)	18 (5.7%)
NON-PRP LASER THERAPY			
Total number of patients with at least one applicable therapy or treatment	54 (17.0%)	58 (18.2%)	52 (16.5%)
Total number of applicable therapies or treatments	75	92	75
LASER FOCAL	33 (10.4%)	40 (12.5%)	37 (11.7%)
LASER MACULAR UNSPECIFIED	13 (4.1%)	15 (4.7%)	10 (3.2%)
LASER GRID	11 (3.5%)	7 (2.2%)	12 (3.8%)
PANRETINAL PHOTOCOAGULATION (PRP) THERAPY			
Total number of patients with at least one applicable therapy or treatment	45 (14.2%)	51 (16.0%)	61 (19.4%)
Total number of applicable therapies or treatments	49	68	82
PANRETINAL PHOTOCOAGULATION (PRP) TOTAL LASER	28 (8.8%)	21 (6.6%)	37 (11.7%)
PANRETINAL PHOTOCOAGULATION (PRP) PARTIAL LASER	13 (4.1%)	21 (6.6%)	21 (6.7%)
PANRETINAL PHOTOCOAGULATION (PRP) LOCAL LASER	4 (1.3%)	9 (2.8%)	7 (2.2%)
STEROID THERAPY			
Total number of patients with at least one applicable therapy or treatment	12 (3.8%)	17 (5.3%)	17 (5.4%)
Total number of applicable therapies or treatments	23	20	30
INTRAVITREAL STEROIDS	3 (0.9%)	9 (2.8%)	11 (3.5%)
STEROID IMPLANTS	7 (2.2%)	7 (2.2%)	6 (1.9%)
SUBTENON STEROIDS	2 (0.6%)	1 (0.3%)	2 (0.6%)
ANY OTHER PRIOR OCULAR THERAPY			

Total number of patients with at least one applicable therapy or treatment	14 (4.4%)	16 (5.0%)	14 (4.4%)
Total number of applicable therapies or treatments	30	18	17
OTHER	13 (4.1%)	14 (4.4%)	13 (4.1%)
DIETARY SUPPLEMENT	1 (0.3%)	2 (0.6%)	1 (0.3%)

IVT = Intravitreal; PRP = Panretinal Photocoagulation; VEGF = Vascular Endothelial Growth Factor.
For frequency counts by therapy or treatment, multiple occurrences of the same therapy or treatment in an individual are counted only once.
For the total number of therapies or treatments, multiple occurrences of the same therapy or treatment in an individual are counted separately.
Clinical cut-off: YOSEMITE 01NOV2021 and RHINE 28OCT2021

Program: root/clinical_studies/RO6867461/CDT70122/share/ACE_pool_DME_Base/prod/program/t_cm.sas
Output: root/clinical_studies/RO6867461/CDT70122/share/ACE_pool_DME_CSR_Final/prod/output/t_cm_POTT_SOCUL_RHINE_IT_OCTNOV2021_DME.xls
15JUL2022 10:38

POPULATION: Intent-to-Treat Population, YOSEMITE
ENDPOINT: --
MODEL: descriptive
STUDY: GR40349 & GR40398
Prior Targeted Ocular Therapies/Treatment in the Study Eye

Therapy/Treatment Category Therapy/Treatment	Faricimab (N=315)	Faricimab (PTI) (N=313)	Aflibercept (N=312)
Total number of patients with at least one applicable therapy or treatment	122 (38.7%)	118 (37.7%)	119 (38.1%)
Total number of applicable therapies or treatments	379	450	461
IVT ANTI-VEGF THERAPY			
Total number of patients with at least one applicable therapy or treatment	77 (24.4%)	68 (21.7%)	70 (22.4%)
Total number of applicable therapies or treatments	238	301	295
AVASTIN (BEVACIZUMAB)	48 (15.2%)	45 (14.4%)	43 (13.8%)
EYLEA (AFLIBERCEPT)	40 (12.7%)	25 (8.0%)	40 (12.8%)
LUCENTIS (RANIBIZUMAB)	18 (5.7%)	20 (6.4%)	21 (6.7%)
MACUGEN (PEGAPTANIB SODIUM)	0	0	1 (0.3%)
NON-PRP LASER THERAPY			
Total number of patients with at least one applicable therapy or treatment	42 (13.3%)	45 (14.4%)	46 (14.7%)
Total number of applicable therapies or treatments	46	53	60
LASER FOCAL	35 (11.1%)	37 (11.8%)	36 (11.5%)
LASER MACULAR UNSPECIFIED	5 (1.6%)	5 (1.6%)	9 (2.9%)
LASER GRID	2 (0.6%)	4 (1.3%)	5 (1.6%)
PANRETINAL PHOTOCOAGULATION (PRP) THERAPY			
Total number of patients with at least one applicable therapy or treatment	43 (13.7%)	41 (13.1%)	43 (13.8%)
Total number of applicable therapies or treatments	47	54	60
PANRETINAL PHOTOCOAGULATION (PRP) TOTAL LASER	18 (5.7%)	21 (6.7%)	25 (8.0%)
PANRETINAL PHOTOCOAGULATION (PRP) PARTIAL LASER	18 (5.7%)	16 (5.1%)	13 (4.2%)
PANRETINAL PHOTOCOAGULATION (PRP) LOCAL LASER	7 (2.2%)	8 (2.6%)	7 (2.2%)
STEROID THERAPY			
Total number of patients with at least one applicable therapy or treatment	26 (8.3%)	14 (4.5%)	23 (7.4%)
Total number of applicable therapies or treatments	32	29	37
INTRAVITREAL STEROIDS	13 (4.1%)	8 (2.6%)	11 (3.5%)
SUBTENON STEROIDS	12 (3.8%)	4 (1.3%)	9 (2.9%)
STEROID IMPLANTS	4 (1.3%)	4 (1.3%)	3 (1.0%)

ANY OTHER PRIOR OCULAR THERAPY			
Total number of patients with at least one applicable therapy or treatment	9 (2.9%)	11 (3.5%)	8 (2.6%)
Total number of applicable therapies or treatments	16	13	9
OTHER	9 (2.9%)	11 (3.5%)	8 (2.6%)

IVT = Intravitreal; PRP = Panretinal Photocoagulation; VEGF = Vascular Endothelial Growth Factor.
For frequency counts by therapy or treatment, multiple occurrences of the same therapy or treatment in an individual are counted only once.
For the total number of therapies or treatments, multiple occurrences of the same therapy or treatment in an individual are counted separately.
Clinical cut-off: YOSEMITE 01NOV2021 and RHINE 28OCT2021

Program: root/clinical_studies/RO6867461/CDT70122/share/ACE_pool_DME_Base/prod/program/t_cm.sas
Output: ../clinical_studies/RO6867461/CDT70122/share/ACE_pool_DME_CSR_Final/prod/output/t_cm_POTT_SOCUL_YOSEMITE_IT_OCTNOV2021_DME.xls
15JUL2022 10:40

POPULATION: Intent-to-Treat Population
ENDPOINT: --
MODEL: descriptive
STUDY: GR40349 & GR40398
Concomitant Non-Ocular Medications by Medication Class and Preferred Name

ATC Class Level 2 Other Treatment	Faricimab (N=632)	Faricimab (PTI) (N=632)	Aflibercept (N=627)
Total number of patients with at least one treatment	628 (99.4%)	631 (99.8%)	625 (99.7%)
Total number of treatments	8966	8382	8409
AGENTS ACTING ON THE RENIN-ANGIOTENSIN SYSTEM			
Total number of patients with at least one treatment	462 (73.1%)	448 (70.9%)	441 (70.3%)
Total number of treatments	588	551	565
LISINOPRIL	132 (20.9%)	118 (18.7%)	117 (18.7%)
LOSARTAN	66 (10.4%)	85 (13.4%)	81 (12.9%)
RAMIPRIL	57 (9.0%)	53 (8.4%)	53 (8.5%)
ENALAPRIL	22 (3.5%)	28 (4.4%)	23 (3.7%)
VALSARTAN	23 (3.6%)	19 (3.0%)	24 (3.8%)
LOSARTAN POTASSIUM	22 (3.5%)	16 (2.5%)	19 (3.0%)
TELMISARTAN	15 (2.4%)	20 (3.2%)	17 (2.7%)
CAPTOPRIL	17 (2.7%)	14 (2.2%)	19 (3.0%)
IRBESARTAN	13 (2.1%)	13 (2.1%)	12 (1.9%)
PERINDOPRIL	16 (2.5%)	12 (1.9%)	10 (1.6%)
AMLODIPINE BESILATE;PERINDOPRIL ARGININE	11 (1.7%)	8 (1.3%)	8 (1.3%)
PERINDOPRIL ERBUMINE	8 (1.3%)	4 (0.6%)	12 (1.9%)
HYDROCHLOROTHIAZIDE;VALSARTAN	9 (1.4%)	5 (0.8%)	9 (1.4%)
AMLODIPINE BESILATE;INDAPAMIDE;PERINDOPRIL ARGININE	10 (1.6%)	6 (0.9%)	5 (0.8%)
PERINDOPRIL ARGININE	4 (0.6%)	5 (0.8%)	10 (1.6%)
AMLODIPINE BESILATE;VALSARTAN	8 (1.3%)	6 (0.9%)	4 (0.6%)
HYDROCHLOROTHIAZIDE;LISINOPRIL	10 (1.6%)	2 (0.3%)	6 (1.0%)
CANDESARTAN CILEXETIL	4 (0.6%)	8 (1.3%)	5 (0.8%)
ENALAPRIL MALEATE	3 (0.5%)	5 (0.8%)	7 (1.1%)
OLMESARTAN	5 (0.8%)	3 (0.5%)	7 (1.1%)
OLMESARTAN MEDOXOMIL	5 (0.8%)	7 (1.1%)	3 (0.5%)
SACUBITRIL VALSARTAN SODIUM HYDRATE	7 (1.1%)	6 (0.9%)	1 (0.2%)
CANDESARTAN	5 (0.8%)	0	7 (1.1%)
HYDROCHLOROTHIAZIDE;LOSARTAN POTASSIUM	4 (0.6%)	4 (0.6%)	4 (0.6%)
HYDROCHLOROTHIAZIDE;TELMISARTAN	3 (0.5%)	4 (0.6%)	5 (0.8%)
INDAPAMIDE;PERINDOPRIL ARGININE	5 (0.8%)	6 (0.9%)	1 (0.2%)
BENAZEPRIL	4 (0.6%)	3 (0.5%)	4 (0.6%)
INDAPAMIDE;PERINDOPRIL ERBUMINE	2 (0.3%)	5 (0.8%)	3 (0.5%)
CANDESARTAN CILEXETIL;HYDROCHLOROTHIAZIDE	2 (0.3%)	2 (0.3%)	5 (0.8%)
AMLODIPINE BESILATE;RAMIPRIL	3 (0.5%)	3 (0.5%)	2 (0.3%)
AMLODIPINE BESILATE;TELMISARTAN	2 (0.3%)	1 (0.2%)	5 (0.8%)
AMLODIPINE BESILATE;OLMESARTAN MEDOXOMIL	3 (0.5%)	3 (0.5%)	1 (0.2%)
AMLODIPINE BESILATE;PERINDOPRIL ERBUMINE	3 (0.5%)	3 (0.5%)	1 (0.2%)
HYDROCHLOROTHIAZIDE;IRBESARTAN	2 (0.3%)	2 (0.3%)	3 (0.5%)
HYDROCHLOROTHIAZIDE;LOSARTAN	1 (0.2%)	3 (0.5%)	3 (0.5%)
AZILSARTAN	1 (0.2%)	3 (0.5%)	2 (0.3%)
BENAZEPRIL HYDROCHLORIDE	2 (0.3%)	3 (0.5%)	1 (0.2%)
AMLODIPINE BESILATE;IRBESARTAN	2 (0.3%)	0	3 (0.5%)
HYDROCHLOROTHIAZIDE;RAMIPRIL	2 (0.3%)	2 (0.3%)	1 (0.2%)
QUINAPRIL	1 (0.2%)	3 (0.5%)	1 (0.2%)
AMLODIPINE BESILATE;LISINOPRIL DIHYDRATE	0	1 (0.2%)	3 (0.5%)
AZILSARTAN KAMEDOXOMIL	1 (0.2%)	2 (0.3%)	1 (0.2%)
ENALAPRIL MALEATE;LERCANIDIPINE HYDROCHLORIDE	1 (0.2%)	1 (0.2%)	2 (0.3%)
ENALAPRILAT	2 (0.3%)	2 (0.3%)	0
FOSINOPRIL SODIUM	4 (0.6%)	0	0
HYDROCHLOROTHIAZIDE;OLMESARTAN MEDOXOMIL	0	1 (0.2%)	3 (0.5%)
INDAPAMIDE;PERINDOPRIL	2 (0.3%)	1 (0.2%)	1 (0.2%)
ZOFENOPRIL CALCIUM	1 (0.2%)	3 (0.5%)	0
AMLODIPINE BESILATE;BENAZEPRIL HYDROCHLORIDE	1 (0.2%)	1 (0.2%)	1 (0.2%)
AMLODIPINE BESILATE;CANDESARTAN CILEXETIL	1 (0.2%)	2 (0.3%)	0
AMLODIPINE BESILATE;INDAPAMIDE;PERINDOPRIL ERBUMINE	2 (0.3%)	0	1 (0.2%)
AMLODIPINE;OLMESARTAN	1 (0.2%)	0	2 (0.3%)
AMLODIPINE;TELMISARTAN	0	0	3 (0.5%)
FOSINOPRIL	1 (0.2%)	2 (0.3%)	0
LISINOPRIL DIHYDRATE	2 (0.3%)	0	1 (0.2%)
QUINAPRIL HYDROCHLORIDE	0	1 (0.2%)	2 (0.3%)
SACUBITRIL;VALSARTAN	1 (0.2%)	2 (0.3%)	0
AMLODIPINE BESILATE;HYDROCHLOROTHIAZIDE;VALSARTAN	1 (0.2%)	0	1 (0.2%)
AMLODIPINE;RAMIPRIL	2 (0.3%)	0	0
AZILSARTAN MEDOXOMIL	0	1 (0.2%)	1 (0.2%)
BISOPROLOL FUMARATE;PERINDOPRIL ARGININE	1 (0.2%)	1 (0.2%)	0
ENALAPRIL MALEATE;HYDROCHLOROTHIAZIDE	0	0	2 (0.3%)
ENALAPRIL;HYDROCHLOROTHIAZIDE	1 (0.2%)	0	1 (0.2%)
FIMASARTAN	2 (0.3%)	0	0

HYDROCHLOROTHIAZIDE;LISINOPRIL DIHYDRATE	0	1 (0.2%)	1 (0.2%)
HYDROCHLOROTHIAZIDE;OLMESARTAN	0	2 (0.3%)	0
IMIDAPRIL HYDROCHLORIDE	0	1 (0.2%)	1 (0.2%)
TRANDOLAPRIL	1 (0.2%)	1 (0.2%)	0
TRANDOLAPRIL;VERAPAMIL HYDROCHLORIDE	1 (0.2%)	1 (0.2%)	0
ALISKIREN;HYDROCHLOROTHIAZIDE	0	0	1 (0.2%)
AMLODIPINE BESILATE;AZILSARTAN	1 (0.2%)	0	0
AMLODIPINE BESILATE;LISINOPRIL	1 (0.2%)	0	0
AMLODIPINE BESILATE;LOSARTAN POTASSIUM	1 (0.2%)	0	0
AMLODIPINE;PERINDOPRIL	1 (0.2%)	0	0
AZELNIDIPINE;OLMESARTAN MEDOXOMIL	1 (0.2%)	0	0
AZILSARTAN MEDOXOMIL;CHLORTALIDONE	1 (0.2%)	0	0
AZILSARTAN;CHLORTALIDONE	0	0	1 (0.2%)
BISOPROLOL;PERINDOPRIL ARGININE	0	0	1 (0.2%)
CANDESARTAN;HYDROCHLOROTHIAZIDE	1 (0.2%)	0	0
CILAZAPRIL;HYDROCHLOROTHIAZIDE	0	1 (0.2%)	0
FIMASARTAN POTASSIUM TRIHYDRATE	1 (0.2%)	0	0
FOSINOPRIL SODIUM;HYDROCHLOROTHIAZIDE	1 (0.2%)	0	0
HYDROCHLOROTHIAZIDE;IRBESARTAN HYDROCHLORIDE	0	0	1 (0.2%)
HYDROCHLOROTHIAZIDE;QUINAPRIL	1 (0.2%)	0	0
HYDROCHLOROTHIAZIDE;ZOFENOPRIL	1 (0.2%)	0	0
HYDROCHLOROTHIAZIDE;ZOFENOPRIL CALCIUM	0	1 (0.2%)	0
INDAPAMIDE;PERINDOPRIL TOSILATE	1 (0.2%)	0	0
IRBESARTAN HYDROCHLORIDE	0	1 (0.2%)	0
NEBIVOLOL;VALSARTAN	0	1 (0.2%)	0
ALL OTHER NON-THERAPEUTIC PRODUCTS			
Total number of patients with at least one treatment	67 (10.6%)	55 (8.7%)	53 (8.5%)
Total number of treatments	107	74	95
SODIUM CHLORIDE	42 (6.6%)	25 (4.0%)	26 (4.1%)
ASCORBIC ACID	26 (4.1%)	29 (4.6%)	24 (3.8%)
ALL OTHER NON-THERAPEUTIC PRODUCTS	3 (0.5%)	2 (0.3%)	1 (0.2%)
MENTHOL	2 (0.3%)	2 (0.3%)	0
PENICILLIN NOS	1 (0.2%)	1 (0.2%)	2 (0.3%)
SODIUM HYPOCHLORITE	2 (0.3%)	0	0
WATER FOR INJECTION	0	1 (0.2%)	1 (0.2%)
HYALURONIC ACID	0	0	1 (0.2%)
POLYETHYLENE	0	0	1 (0.2%)
SODIUM CITRATE	0	0	1 (0.2%)
SUCROSE	1 (0.2%)	0	0
WATER PURIFIED	0	0	1 (0.2%)
ALL OTHER THERAPEUTIC PRODUCTS			
Total number of patients with at least one treatment	111 (17.6%)	107 (16.9%)	101 (16.1%)
Total number of treatments	150	151	132
ASCORBIC ACID	26 (4.1%)	29 (4.6%)	24 (3.8%)
VITAMIN B12 NOS	22 (3.5%)	22 (3.5%)	26 (4.1%)
IRON	15 (2.4%)	12 (1.9%)	11 (1.8%)
OXYGEN	8 (1.3%)	12 (1.9%)	8 (1.3%)
CALCIUM CARBONATE	9 (1.4%)	6 (0.9%)	12 (1.9%)
ACETYLCYSTEINE	4 (0.6%)	11 (1.7%)	9 (1.4%)
ALL OTHER THERAPEUTIC PRODUCTS	9 (1.4%)	8 (1.3%)	5 (0.8%)
PATIROMER SORBITEX CALCIUM	5 (0.8%)	3 (0.5%)	2 (0.3%)
SODIUM POLYSTYRENE SULFONATE	3 (0.5%)	2 (0.3%)	5 (0.8%)
ATROPINE	4 (0.6%)	4 (0.6%)	0
STEROIDS	2 (0.3%)	5 (0.8%)	1 (0.2%)
CALCIUM ACETATE	4 (0.6%)	2 (0.3%)	1 (0.2%)
CALCIUM;VITAMIN D NOS	1 (0.2%)	2 (0.3%)	3 (0.5%)
CALCIUM POLYSTYRENE SULFONATE	1 (0.2%)	3 (0.5%)	1 (0.2%)
SEVELAMER	2 (0.3%)	2 (0.3%)	1 (0.2%)
SEVELAMER CARBONATE	3 (0.5%)	0	2 (0.3%)
HERBAL NOS;MINERALS NOS;VITAMINS NOS	1 (0.2%)	2 (0.3%)	1 (0.2%)
CHONDROITIN SULFATE SODIUM	2 (0.3%)	1 (0.2%)	0
GLYCOPYRRONIUM BROMIDE	0	2 (0.3%)	1 (0.2%)
LACTOBACILLUS RHAMNOSUS	2 (0.3%)	1 (0.2%)	0
SODIUM ZIRCONIUM CYCLOSILICATE	1 (0.2%)	0	2 (0.3%)
ASCORBIC ACID;VACCINIUM MACROCARPON	0	1 (0.2%)	1 (0.2%)
FLUMAZENIL	1 (0.2%)	0	1 (0.2%)
NALOXONE	1 (0.2%)	0	1 (0.2%)
PATIROMER	1 (0.2%)	1 (0.2%)	0
PROTAMINE	1 (0.2%)	1 (0.2%)	0
SUGAMMADEX	0	2 (0.3%)	0
SUGAMMADEX SODIUM	0	1 (0.2%)	1 (0.2%)
ACETYLCYSTEINE;SELENOMETHIONINE;SODIUM MOLYBDATE	0	1 (0.2%)	0
ADENOSINE	1 (0.2%)	0	0
ALUMINIUM HYDROXIDE	0	1 (0.2%)	0
BIOFLAVONOIDS NOS;CALCIUM ASCORBATE;CAMELLIA SINENSIS;GINKGO BILOBA;GLUCOSAMINE HYDROCHLORIDE;QUERCETIN;THIOCTIC ACID;UBIDECARENONE;VITIS VINIFERA	0	1 (0.2%)	0
CALCIUM FOLINATE	0	0	1 (0.2%)
COPPER	1 (0.2%)	0	0
CYSTEINE	0	0	1 (0.2%)
ESSENTIAL OILS NOS	0	0	1 (0.2%)
FERRIC CITRATE	1 (0.2%)	0	0

FOLINIC ACID	1 (0.2%)	0	0
HOMEOPATHICS NOS	1 (0.2%)	0	0
HONEY	1 (0.2%)	0	0
HYDROXOCOBALAMIN	1 (0.2%)	0	0
NALOXONE HYDROCHLORIDE	1 (0.2%)	0	0
NALOXONE HYDROCHLORIDE;TILIDINE HYDROCHLORIDE	0	1 (0.2%)	0
PROPYLPARABEN	0	1 (0.2%)	0
PYCNOGENOL	1 (0.2%)	0	0
SEVELAMER HYDROCHLORIDE	0	0	1 (0.2%)
SIROLIMUS	0	0	1 (0.2%)
SUCROSE	1 (0.2%)	0	0
TAURINE	0	0	1 (0.2%)
ALLERGENS			
Total number of patients with at least one treatment	0	0	1 (0.2%)
ALLERGENS NOS	0	0	1 (0.2%)
Total number of treatments	0	0	1
ANABOLIC AGENTS FOR SYSTEMIC USE			
Total number of patients with at least one treatment	3 (0.5%)	5 (0.8%)	2 (0.3%)
Total number of treatments	4	6	2
STEROIDS	2 (0.3%)	5 (0.8%)	1 (0.2%)
COBAMAMIDE	1 (0.2%)	0	1 (0.2%)
ANALGESICS			
Total number of patients with at least one treatment	409 (64.7%)	401 (63.4%)	395 (63.0%)
Total number of treatments	926	887	836
ACETYLSALICYLIC ACID	226 (35.8%)	247 (39.1%)	225 (35.9%)
PARACETAMOL	107 (16.9%)	102 (16.1%)	102 (16.3%)
GABAPENTIN	77 (12.2%)	61 (9.7%)	60 (9.6%)
METOPROLOL	52 (8.2%)	53 (8.4%)	45 (7.2%)
PREGABALIN	36 (5.7%)	25 (4.0%)	29 (4.6%)
TRAMADOL	32 (5.1%)	23 (3.6%)	21 (3.3%)
METOPROLOL TARTRATE	15 (2.4%)	21 (3.3%)	24 (3.8%)
METOPROLOL SUCCINATE	14 (2.2%)	23 (3.6%)	22 (3.5%)
METAMIZOLE SODIUM	12 (1.9%)	15 (2.4%)	8 (1.3%)
FENTANYL	16 (2.5%)	8 (1.3%)	10 (1.6%)
MORPHINE	11 (1.7%)	14 (2.2%)	8 (1.3%)
OXYCODONE	13 (2.1%)	9 (1.4%)	11 (1.8%)
PARACETAMOL;TRAMADOL HYDROCHLORIDE	13 (2.1%)	7 (1.1%)	13 (2.1%)
DULOXETINE HYDROCHLORIDE	11 (1.7%)	9 (1.4%)	12 (1.9%)
DULOXETINE	10 (1.6%)	13 (2.1%)	7 (1.1%)
HYDROCODONE;PARACETAMOL	6 (0.9%)	12 (1.9%)	10 (1.6%)
HYDROCODONE BITARTRATE;PARACETAMOL	8 (1.3%)	8 (1.3%)	11 (1.8%)
TRAMADOL HYDROCHLORIDE	9 (1.4%)	12 (1.9%)	5 (0.8%)
AMITRIPTYLINE	14 (2.2%)	3 (0.5%)	8 (1.3%)
CLONIDINE	7 (1.1%)	6 (0.9%)	11 (1.8%)
HYDROCODONE	8 (1.3%)	4 (0.6%)	10 (1.6%)
CODEINE PHOSPHATE;PARACETAMOL	8 (1.3%)	6 (0.9%)	7 (1.1%)
VENLAFAXINE HYDROCHLORIDE	6 (0.9%)	9 (1.4%)	5 (0.8%)
DEXTROMETHORPHAN HYDROBROMIDE;DOXYLAMINE SUCCINATE;EPHEDRINE SULFATE;ETHANOL;PARACETAMOL	3 (0.5%)	8 (1.3%)	6 (1.0%)
VERAPAMIL	5 (0.8%)	7 (1.1%)	5 (0.8%)
OXYCODONE HYDROCHLORIDE;PARACETAMOL	6 (0.9%)	6 (0.9%)	2 (0.3%)
PROPRANOLOL	4 (0.6%)	4 (0.6%)	6 (1.0%)
DEXTROMETHORPHAN HYDROBROMIDE;GUAIFENESIN;PARACETAMOL;PSEUDOEPHEDRINE HYDROCHLORIDE	2 (0.3%)	5 (0.8%)	5 (0.8%)
VENLAFAXINE	3 (0.5%)	4 (0.6%)	5 (0.8%)
CLONIDINE HYDROCHLORIDE	6 (0.9%)	3 (0.5%)	2 (0.3%)
HYDROMORPHONE	4 (0.6%)	5 (0.8%)	2 (0.3%)
METAMIZOLE	2 (0.3%)	5 (0.8%)	2 (0.3%)
VERAPAMIL HYDROCHLORIDE	5 (0.8%)	2 (0.3%)	1 (0.2%)
ACETYLSALICYLATE LYSINE	3 (0.5%)	2 (0.3%)	2 (0.3%)
CANNABIDIOL	2 (0.3%)	4 (0.6%)	1 (0.2%)
TOPIRAMATE	2 (0.3%)	2 (0.3%)	3 (0.5%)
ACETYLSALICYLIC ACID;ASCORBIC ACID	2 (0.3%)	2 (0.3%)	2 (0.3%)
ACETYLSALICYLIC ACID;MAGNESIUM HYDROXIDE	4 (0.6%)	2 (0.3%)	0
CHLORPHENAMINE MALEATE;PARACETAMOL	1 (0.2%)	4 (0.6%)	1 (0.2%)
CODEINE	3 (0.5%)	1 (0.2%)	2 (0.3%)
CODEINE;PARACETAMOL	0	3 (0.5%)	3 (0.5%)
ACETYLSALICYLIC ACID;CAFFEINE;PARACETAMOL	2 (0.3%)	2 (0.3%)	1 (0.2%)
AMITRIPTYLINE HYDROCHLORIDE	2 (0.3%)	2 (0.3%)	1 (0.2%)
BUPRENORPHINE	2 (0.3%)	0	3 (0.5%)
CANNABIS SATIVA	2 (0.3%)	2 (0.3%)	1 (0.2%)
DEXTROMETHORPHAN HYDROBROMIDE;DOXYLAMINE SUCCINATE;PARACETAMOL	2 (0.3%)	1 (0.2%)	2 (0.3%)
SUFENTANIL	1 (0.2%)	4 (0.6%)	0
ACETYLSALICYLIC ACID;GLYCINE	3 (0.5%)	0	1 (0.2%)
CODEINE PHOSPHATE	1 (0.2%)	1 (0.2%)	2 (0.3%)
DEXKETOPROFEN TROMETAMOL;TRAMADOL HYDROCHLORIDE	2 (0.3%)	0	2 (0.3%)
DEXTROMETHORPHAN HYDROBROMIDE;PARACETAMOL;PSEUDOEPHEDRINE HYDROCHLORIDE	2 (0.3%)	0	2 (0.3%)
DIPHENHYDRAMINE HYDROCHLORIDE;PARACETAMOL	0	1 (0.2%)	3 (0.5%)
HYDROMORPHONE HYDROCHLORIDE	2 (0.3%)	0	2 (0.3%)
MENTHOL	2 (0.3%)	2 (0.3%)	0
OXYCODONE HYDROCHLORIDE	2 (0.3%)	1 (0.2%)	1 (0.2%)
OXYCODONE;PARACETAMOL	0	1 (0.2%)	3 (0.5%)

PROPRANOLOL HYDROCHLORIDE	1 (0.2%)	1 (0.2%)	2 (0.3%)
SUMATRIPTAN	2 (0.3%)	2 (0.3%)	0
ASCORBIC ACID;PARACETAMOL;PHENIRAMINE MALEATE;PHENYLEPHRINE HYDROCHLORIDE	2 (0.3%)	1 (0.2%)	0
CARBAMAZEPINE	3 (0.5%)	0	0
CHLORPHENAMINE MALEATE;PARACETAMOL;PHENYLEPHRINE HYDROCHLORIDE	1 (0.2%)	2 (0.3%)	0
FENTANYL CITRATE	1 (0.2%)	0	2 (0.3%)
METAMIZOLE MAGNESIUM	1 (0.2%)	1 (0.2%)	1 (0.2%)
PETHIDINE HYDROCHLORIDE	1 (0.2%)	1 (0.2%)	1 (0.2%)
VALPROATE SEMISODIUM	0	1 (0.2%)	2 (0.3%)
ACETYLSALICYLIC ACID;CAFFEINE	0	0	2 (0.3%)
ACETYLSALICYLIC ACID;CALCIUM CARBONATE	1 (0.2%)	0	1 (0.2%)
ANALGESICS	2 (0.3%)	0	0
ASCORBIC ACID;PARACETAMOL;PHENYLEPHRINE HYDROCHLORIDE	1 (0.2%)	1 (0.2%)	0
BOTULINUM TOXIN TYPE A	2 (0.3%)	0	0
DEXTROMETHORPHAN HYDROBROMIDE;DOXYLAMINE SUCCINATE;PARACETAMOL;PHENYLEPHRINE HYDROCHLORIDE	0	1 (0.2%)	1 (0.2%)
DEXTROMETHORPHAN HYDROBROMIDE;GUAIFENESIN;PARACETAMOL;PHENYLEPHRINE HYDROCHLORIDE	0	1 (0.2%)	1 (0.2%)
DEXTROMETHORPHAN HYDROBROMIDE;PARACETAMOL;PHENYLEPHRINE HYDROCHLORIDE	1 (0.2%)	0	1 (0.2%)
DIHYDROCODEINE BITARTRATE	1 (0.2%)	0	1 (0.2%)
METAMIZOLE SODIUM MONOHYDRATE	0	2 (0.3%)	0
PARACETAMOL;PHENYLEPHRINE HYDROCHLORIDE	0	2 (0.3%)	0
PENTAZOCINE	0	1 (0.2%)	1 (0.2%)
PETHIDINE	2 (0.3%)	0	0
SALICYLIC ACID	2 (0.3%)	0	0
ACECLOFENAC;PARACETAMOL	1 (0.2%)	0	0
ACETYLSALICYLIC ACID;ALUMINIUM GLYCINATE;MAGNESIUM CARBONATE	0	0	1 (0.2%)
ACETYLSALICYLIC ACID;ALUMINIUM HYDROXIDE GEL, DRIED;CAFFEINE;MAGNESIUM HYDROXIDE;PARACETAMOL	0	1 (0.2%)	0
ACETYLSALICYLIC ACID;ASCORBIC ACID;CAFFEINE	0	0	1 (0.2%)
ACETYLSALICYLIC ACID;CHLORPHENAMINE MALEATE;PHENYLEPHRINE HYDROCHLORIDE	0	1 (0.2%)	0
ACHILLEA MILLEFOLIUM	0	1 (0.2%)	0
ARTEMISIA ARGYI	0	1 (0.2%)	0
ARTEMISIA ARGYI LEAF	1 (0.2%)	0	0
ASCORBIC ACID;CAFFEINE;PARACETAMOL;PHENYLEPHRINE HYDROCHLORIDE;TERPIN	0	0	1 (0.2%)
ASCORBIC ACID;PARACETAMOL;PHENIRAMINE MALEATE	0	0	1 (0.2%)
ASCORBIC ACID;PARACETAMOL;PHENIRAMINE MALEATE;PHENYLEPHRINE	0	1 (0.2%)	0
ASCORBIC ACID;RUTOSIDE;SALICYLAMIDE	0	1 (0.2%)	0
ATROPA BELLADONNA TOTAL ALKALOID EXTRACT;BENFOTIAMINE;BROMHEXINE HYDROCHLORIDE;CAFFEINE;CLEMASTINE FUMARATE;DIHYDROCODEINE PHOSPHATE;METHYLEPHEDRINE HYDROCHLORIDE-DL;NOSCAPINE;PARACETAMOL	1 (0.2%)	0	0
BENFOTIAMINE;CAFFEINE;CLEMASTINE FUMARATE;DIHYDROCODEINE PHOSPHATE;METHYLEPHEDRINE HYDROCHLORIDE-DL;NOSCAPINE;PARACETAMOL;SULFOGAIACOL	0	1 (0.2%)	0
BROMPHENIRAMINE MALEATE;CAFFEINE;PARACETAMOL	0	0	1 (0.2%)
CAFFEINE;CHLORPHENAMINE MALEATE;METAMIZOLE SODIUM MONOHYDRATE	0	0	1 (0.2%)
CAFFEINE;CHLORPHENAMINE MALEATE;PARACETAMOL;SALICYLAMIDE	0	0	1 (0.2%)
CAFFEINE;CODEINE PHOSPHATE;PARACETAMOL	0	1 (0.2%)	0
CAFFEINE;CODEINE PHOSPHATE;PARACETAMOL;PIPERYLONE MALEATE	0	0	1 (0.2%)
CAFFEINE;CODEINE;PARACETAMOL	0	0	1 (0.2%)
CAFFEINE;DIHYDROCODEINE BITARTRATE;PARACETAMOL	1 (0.2%)	0	0
CAFFEINE;DROTAVERINE HYDROCHLORIDE;NAPROXEN;PARACETAMOL;PHENIRAMINE MALEATE	1 (0.2%)	0	0
CAFFEINE;ETHENZAMIDE;PROPYPHENAZONE	0	0	1 (0.2%)
CAFFEINE;PARACETAMOL;PHENYLEPHRINE HYDROCHLORIDE	0	0	1 (0.2%)
CALCIUM BROMIDE;CINCHOCAINE HYDROCHLORIDE;SALICYLATE SODIUM	1 (0.2%)	0	0
CHLORPHENAMINE MALEATE;DEXTROMETHORPHAN;PARACETAMOL;PHENYLEPHRINE HYDROCHLORIDE	1 (0.2%)	0	0
CHLORPHENAMINE MALEATE;PARACETAMOL;PHENYLEPHRINE BITARTRATE	0	0	1 (0.2%)
CLOMIPRAMINE	0	1 (0.2%)	0
CLOMIPRAMINE HYDROCHLORIDE	0	1 (0.2%)	0
CODEINE PHOSPHATE;NAPROXEN SODIUM	0	1 (0.2%)	0
CODEINE PHOSPHATE;PARACETAMOL;PSEUDOEPHEDRINE HYDROCHLORIDE	0	1 (0.2%)	0
CYANOCOBALAMIN;GABAPENTIN;THIAMINE	0	0	1 (0.2%)
DEXKETOPROFEN;TRAMADOL	0	0	1 (0.2%)
DEXTROMETHORPHAN;GUAIFENESIN;PARACETAMOL;PHENYLEPHRINE	0	0	1 (0.2%)
DEXTROMETHORPHAN;LORATADINE;PARACETAMOL	1 (0.2%)	0	0
DIHYDROCODEINE	0	1 (0.2%)	0
DIHYDROCODEINE PHOSPHATE	0	1 (0.2%)	0
DIPHENHYDRAMINE CITRATE;PARACETAMOL	1 (0.2%)	0	0
ERENUMAB	1 (0.2%)	0	0
FENPIVERINIUM BROMIDE;METAMIZOLE SODIUM;PITOFENONE HYDROCHLORIDE	1 (0.2%)	0	0
FLUNARIZINE DIHYDROCHLORIDE	0	1 (0.2%)	0
HYOSCINE BUTYLBROMIDE;METAMIZOLE SODIUM	0	1 (0.2%)	0
METHADONE	1 (0.2%)	0	0
MILNACIPRAN HYDROCHLORIDE	0	0	1 (0.2%)
MIROGABALIN BESILATE	0	1 (0.2%)	0
MORPHINE SULFATE	0	1 (0.2%)	0
NALOXONE HYDROCHLORIDE;TILIDINE HYDROCHLORIDE	0	1 (0.2%)	0
NALOXONE;PENTAZOCINE	0	1 (0.2%)	0
NARATRIPTAN	0	1 (0.2%)	0
OPIOIDS	1 (0.2%)	0	0
OXCARBAZEPINE	0	0	1 (0.2%)
PAMABROM;PARACETAMOL	0	1 (0.2%)	0
PARACETAMOL;PHENYLEPHRINE	0	0	1 (0.2%)
PARACETAMOL;TRAMADOL	1 (0.2%)	0	0
PROPACETAMOL HYDROCHLORIDE	0	1 (0.2%)	0
RIZATRIPTAN	1 (0.2%)	0	0
RIZATRIPTAN BENZOATE	0	0	1 (0.2%)

TAPENTADOL	0	1 (0.2%)	0
TAPENTADOL HYDROCHLORIDE	0	0	1 (0.2%)
VALPROIC ACID	1 (0.2%)	0	0
VASOCONSTRICTORS	1 (0.2%)	0	0
ANESTHETICS			
Total number of patients with at least one treatment	37 (5.9%)	33 (5.2%)	26 (4.1%)
Total number of treatments	79	57	61
LIDOCAINE	19 (3.0%)	16 (2.5%)	14 (2.2%)
FENTANYL	16 (2.5%)	8 (1.3%)	10 (1.6%)
PROPOFOL	8 (1.3%)	5 (0.8%)	6 (1.0%)
BUPIVACAINE HYDROCHLORIDE	1 (0.2%)	3 (0.5%)	4 (0.6%)
SUFENTANIL	1 (0.2%)	4 (0.6%)	0
ANESTHETICS, GENERAL	1 (0.2%)	0	3 (0.5%)
BENZOCAINE	3 (0.5%)	0	1 (0.2%)
BUPIVACAINE	3 (0.5%)	1 (0.2%)	0
ALKONIUM BROMIDE;TRIMECAINE HYDROCHLORIDE	0	2 (0.3%)	1 (0.2%)
FENTANYL CITRATE	1 (0.2%)	0	2 (0.3%)
REMIFENTANIL HYDROCHLORIDE	1 (0.2%)	1 (0.2%)	1 (0.2%)
ROPIVACAINE	0	3 (0.5%)	0
BENZOCAINE;CETYLPYRIDINIUM CHLORIDE	2 (0.3%)	0	0
CAPSAICIN	0	2 (0.3%)	0
KETAMINE	1 (0.2%)	1 (0.2%)	0
MEPIVACAINE	1 (0.2%)	1 (0.2%)	0
OXETACAINE	1 (0.2%)	1 (0.2%)	0
ANESTHETICS, LOCAL	1 (0.2%)	0	0
BENZOCAINE;MENTHOL	1 (0.2%)	0	0
BUPIVACAINE;EPINEPHRINE	0	0	1 (0.2%)
BUPIVACAINE;LIDOCAINE	0	1 (0.2%)	0
BUTYL AMINOBENZOATE	1 (0.2%)	0	0
DESFLURANE	0	0	1 (0.2%)
EPINEPHRINE BITARTRATE;LIDOCAINE HYDROCHLORIDE	1 (0.2%)	0	0
EPINEPHRINE;LIDOCAINE HYDROCHLORIDE	0	1 (0.2%)	0
ETHYL CHLORIDE	0	0	1 (0.2%)
ETOMIDATE	1 (0.2%)	0	0
LEVOBUPIVACAINE	1 (0.2%)	0	0
LEVOBUPIVACAINE HYDROCHLORIDE	0	1 (0.2%)	0
LIDOCAINE HYDROCHLORIDE	1 (0.2%)	0	0
LIDOCAINE;MENTHOL	0	1 (0.2%)	0
NITROUS OXIDE	0	0	1 (0.2%)
PHENOL	0	0	1 (0.2%)
ROPIVACAINE HYDROCHLORIDE	0	0	1 (0.2%)
SYZYGIUM AROMATICUM	1 (0.2%)	0	0
THIOPENTAL	0	0	1 (0.2%)
ANTHELMINTICS			
Total number of patients with at least one treatment	3 (0.5%)	3 (0.5%)	4 (0.6%)
Total number of treatments	4	3	4
IVERMECTIN	3 (0.5%)	2 (0.3%)	2 (0.3%)
MORINDA CITRIFOLIA	0	0	2 (0.3%)
CUCURBITA PEPO OIL	0	1 (0.2%)	0
ANTI-ACNE PREPARATIONS			
Total number of patients with at least one treatment	152 (24.1%)	118 (18.7%)	124 (19.8%)
Total number of treatments	220	211	168
IBUPROFEN	55 (8.7%)	43 (6.8%)	47 (7.5%)
AZITHROMYCIN	32 (5.1%)	24 (3.8%)	29 (4.6%)
DOXYCYCLINE	22 (3.5%)	25 (4.0%)	20 (3.2%)
CLINDAMYCIN	27 (4.3%)	17 (2.7%)	19 (3.0%)
DEXAMETHASONE	16 (2.5%)	16 (2.5%)	8 (1.3%)
METHYLPREDNISOLONE	8 (1.3%)	13 (2.1%)	8 (1.3%)
RETINOL	2 (0.3%)	4 (0.6%)	3 (0.5%)
DEXAMETHASONE SODIUM PHOSPHATE	3 (0.5%)	4 (0.6%)	1 (0.2%)
METHYLPREDNISOLONE SODIUM SUCCINATE	2 (0.3%)	4 (0.6%)	2 (0.3%)
CHLORHEXIDINE	3 (0.5%)	0	3 (0.5%)
DIMETICONE	3 (0.5%)	2 (0.3%)	1 (0.2%)
METHYLPREDNISOLONE ACETATE	2 (0.3%)	2 (0.3%)	1 (0.2%)
CLINDAMYCIN HYDROCHLORIDE	1 (0.2%)	0	2 (0.3%)
CLINDAMYCIN PHOSPHATE	1 (0.2%)	1 (0.2%)	1 (0.2%)
ERYTHROMYCIN	0	2 (0.3%)	1 (0.2%)
MINOCYCLINE	1 (0.2%)	1 (0.2%)	1 (0.2%)
MINOCYCLINE HYDROCHLORIDE	1 (0.2%)	0	2 (0.3%)
CHLORAMPHENICOL	1 (0.2%)	1 (0.2%)	0
CHLORHEXIDINE GLUCONATE	1 (0.2%)	1 (0.2%)	0
SALICYLIC ACID	2 (0.3%)	0	0
ADAPALENE	0	1 (0.2%)	0
DOXYCYCLINE MONOHYDRATE	0	1 (0.2%)	0
ERYTHROMYCIN CYCLOCARBONATE	0	0	1 (0.2%)
ETHINYLESTRADIOL;NORGESTIMATE	0	0	1 (0.2%)
IBUPROFEN PICONOL	0	1 (0.2%)	0
ANTI-PARKINSON DRUGS			
Total number of patients with at least one treatment	24 (3.8%)	23 (3.6%)	22 (3.5%)

Total number of treatments	33	27	27
DIPHENHYDRAMINE HYDROCHLORIDE	17 (2.7%)	9 (1.4%)	10 (1.6%)
DIPHENHYDRAMINE	4 (0.6%)	5 (0.8%)	6 (1.0%)
ROPINIROLE	2 (0.3%)	2 (0.3%)	2 (0.3%)
BENSERAZIDE HYDROCHLORIDE;LEVODOPA	0	4 (0.6%)	1 (0.2%)
PRAMIPEXOLE	0	2 (0.3%)	2 (0.3%)
CARBIDOPA;LEVODOPA	2 (0.3%)	0	1 (0.2%)
BIPERIDEN	1 (0.2%)	1 (0.2%)	0
CARBIDOPA MONOHYDRATE;LEVODOPA	1 (0.2%)	0	1 (0.2%)
BENSERAZIDE	1 (0.2%)	0	0
BENZATROPINE MESILATE	0	1 (0.2%)	0
BROMOCRIPTINE MESILATE	0	1 (0.2%)	0
ENTACAPONE	1 (0.2%)	0	0
ORPHENADRINE	0	0	1 (0.2%)
RASAGILINE	0	1 (0.2%)	0
ROPINIROLE HYDROCHLORIDE	1 (0.2%)	0	0
ANTIANEMIC PREPARATIONS			
Total number of patients with at least one treatment	99 (15.7%)	108 (17.1%)	114 (18.2%)
Total number of treatments	138	162	173
FERROUS SULFATE	20 (3.2%)	27 (4.3%)	33 (5.3%)
VITAMIN B12 NOS	22 (3.5%)	22 (3.5%)	26 (4.1%)
FOLIC ACID	11 (1.7%)	21 (3.3%)	11 (1.8%)
CYANOCOBALAMIN	7 (1.1%)	17 (2.7%)	16 (2.6%)
IRON	15 (2.4%)	12 (1.9%)	11 (1.8%)
MINERALS NOS;VITAMINS NOS	13 (2.1%)	13 (2.1%)	6 (1.0%)
MECOBALAMIN	4 (0.6%)	4 (0.6%)	8 (1.3%)
VITAMIN B NOS	2 (0.3%)	7 (1.1%)	7 (1.1%)
EPOETIN ALFA	6 (0.9%)	1 (0.2%)	6 (1.0%)
SACCHARATED IRON OXIDE	3 (0.5%)	1 (0.2%)	5 (0.8%)
DARBEPOETIN ALFA	3 (0.5%)	2 (0.3%)	1 (0.2%)
ASCORBIC ACID;FERROUS SULFATE	2 (0.3%)	2 (0.3%)	1 (0.2%)
IRON POLYSACCHARIDE COMPLEX	0	2 (0.3%)	3 (0.5%)
ERYTHROPOIETIN	1 (0.2%)	2 (0.3%)	1 (0.2%)
FERRIC HYDROXIDE POLYMALTOSE COMPLEX	2 (0.3%)	1 (0.2%)	1 (0.2%)
METHOXY POLYETHYLENE GLYCOL-EPOETIN BETA	2 (0.3%)	1 (0.2%)	1 (0.2%)
FERRIC CARBOXYMALTOSE	0	2 (0.3%)	1 (0.2%)
FERROUS FUMARATE	1 (0.2%)	1 (0.2%)	1 (0.2%)
FERROUS SODIUM CITRATE	2 (0.3%)	0	1 (0.2%)
COBAMAMIDE	1 (0.2%)	0	1 (0.2%)
FERRIC HYDROXIDE POLYMALTOSE	1 (0.2%)	0	1 (0.2%)
FERROUS GLUCONATE	1 (0.2%)	1 (0.2%)	0
FERROUS SULFATE;FOLIC ACID	2 (0.3%)	0	0
FOLIC ACID;VITAMIN B12 NOS	1 (0.2%)	0	1 (0.2%)
AMYLASE;ASCORBIC ACID;CELLULASE;FOLIC ACID;LIPASE;PROTEASE NOS	0	0	1 (0.2%)
ASCORBIC ACID;BETA VULGARIS;BRASSICA OLERACEA;CITRUS SPP.;CYANOCOBALAMIN;FOLIC ACID;IRON;SACCHAROMYCES CEREVISIAE	0	1 (0.2%)	0
ASCORBIC ACID;BIOTIN;CALCIUM PANTOTHENATE;CYANOCOBALAMIN;FERROUS FUMARATE;FOLIC ACID;IRON POLYSACCHARIDE COMPLEX;NICOTINIC ACID;PYRIDOXINE HYDROCHLORIDE;RIBOFLAVIN;THIAMINE MONONITRATE	0	0	1 (0.2%)
ASCORBIC ACID;CYANOCOBALAMIN;FERROUS SULFATE;FOLIC ACID	1 (0.2%)	0	0
ASCORBIC ACID;CYANOCOBALAMIN;FOLIC ACID;IRON;NICOTINAMIDE;PANTOTHENIC ACID;PYRIDOXINE HYDROCHLORIDE;RIBOFLAVIN;THIAMINE HYDROCHLORIDE	1 (0.2%)	0	0
ASCORBIC ACID;FERROUS BISGLYCINATE;FOLIC ACID;PYRIDOXINE HYDROCHLORIDE;VITAMIN B12 NOS	0	1 (0.2%)	0
ASCORBIC ACID;FERROUS FUMARATE	0	0	1 (0.2%)
ASCORBIC ACID;FERROUS FUMARATE;FOLIC ACID;VITAMIN B12 NOS	1 (0.2%)	0	0
ASCORBIC ACID;IRON	0	1 (0.2%)	0
CALCIUM LEVOMEFOLATE	0	1 (0.2%)	0
CYANOCOBALAMIN;FOLIC ACID;PYRIDOXINE HYDROCHLORIDE	1 (0.2%)	0	0
CYANOCOBALAMIN;PYRIDOXINE HYDROCHLORIDE	0	1 (0.2%)	0
EPOETIN ALFA EPBX	0	0	1 (0.2%)
EPOETIN BETA	1 (0.2%)	0	0
EPOETIN NOS	0	0	1 (0.2%)
FERRIC CITRATE	1 (0.2%)	0	0
FERRIC HYDROXIDE	0	1 (0.2%)	0
FERRIC SODIUM GLUCONATE COMPLEX	0	0	1 (0.2%)
FERROUS GLYCINE SULFATE	0	0	1 (0.2%)
FERROUS SULFATE EXSICCATED	0	0	1 (0.2%)
FERUMOXYTOL	0	0	1 (0.2%)
FOLIC ACID;IRON;MINERALS NOS;VITAMINS NOS	0	1 (0.2%)	0
FOLIC ACID;IRON;SERINE	0	0	1 (0.2%)
FOLIC ACID;MECOBALAMIN;PYRIDOXINE HYDROCHLORIDE;THIOCTIC ACID	0	0	1 (0.2%)
FOLINIC ACID	1 (0.2%)	0	0
HYDROXOCOBALAMIN	1 (0.2%)	0	0
IRON DEXTRAN	0	0	1 (0.2%)
IRON PREPARATIONS	0	1 (0.2%)	0
IRON SUCCINYL-PROTEIN COMPLEX	0	1 (0.2%)	0
LEVOMEFOLIC ACID	0	1 (0.2%)	0
ANTIBACTERIALS FOR SYSTEMIC USE			
Total number of patients with at least one treatment	231 (36.6%)	204 (32.3%)	228 (36.4%)
Total number of treatments	570	449	573
AMOXICILLIN	34 (5.4%)	33 (5.2%)	38 (6.1%)
AMOXICILLIN;CLAVULANIC ACID	35 (5.5%)	30 (4.7%)	26 (4.1%)

CEFALEXIN	30 (4.7%)	22 (3.5%)	36 (5.7%)
AZITHROMYCIN	32 (5.1%)	24 (3.8%)	29 (4.6%)
CIPROFLOXACIN	25 (4.0%)	26 (4.1%)	29 (4.6%)
DOXYCYCLINE	22 (3.5%)	25 (4.0%)	20 (3.2%)
CLINDAMYCIN	27 (4.3%)	17 (2.7%)	19 (3.0%)
LEVOFLOXACIN	18 (2.8%)	16 (2.5%)	21 (3.3%)
SULFAMETHOXAZOLE;TRIMETHOPRIM	16 (2.5%)	19 (3.0%)	19 (3.0%)
VANCOMYCIN	20 (3.2%)	10 (1.6%)	20 (3.2%)
METRONIDAZOLE	15 (2.4%)	10 (1.6%)	18 (2.9%)
CEFTRIAXONE	12 (1.9%)	15 (2.4%)	14 (2.2%)
CEFTRIAXONE SODIUM	15 (2.4%)	10 (1.6%)	16 (2.6%)
NITROFURANTOIN	9 (1.4%)	10 (1.6%)	13 (2.1%)
AMOXICILLIN;CLAVULANATE POTASSIUM	13 (2.1%)	2 (0.3%)	11 (1.8%)
CLARITHROMYCIN	11 (1.7%)	6 (0.9%)	9 (1.4%)
CEFUROXIME	9 (1.4%)	10 (1.6%)	6 (1.0%)
PIPERACILLIN SODIUM;TAZOBACTAM SODIUM	8 (1.3%)	2 (0.3%)	15 (2.4%)
CEFEPIME	8 (1.3%)	7 (1.1%)	6 (1.0%)
CEFAZOLIN	7 (1.1%)	6 (0.9%)	6 (1.0%)
CEFDINIR	6 (0.9%)	5 (0.8%)	7 (1.1%)
ANTIBIOTICS	9 (1.4%)	3 (0.5%)	4 (0.6%)
AMOXICILLIN TRIHYDRATE;CLAVULANATE POTASSIUM	7 (1.1%)	3 (0.5%)	3 (0.5%)
LINEZOLID	4 (0.6%)	1 (0.2%)	7 (1.1%)
CEFAZOLIN SODIUM	3 (0.5%)	5 (0.8%)	3 (0.5%)
AMPICILLIN SODIUM;SULBACTAM SODIUM	0	3 (0.5%)	7 (1.1%)
FLUCLOXACILLIN	5 (0.8%)	4 (0.6%)	1 (0.2%)
CEFUROXIME AXETIL	2 (0.3%)	2 (0.3%)	5 (0.8%)
CEFADROXIL	2 (0.3%)	1 (0.2%)	5 (0.8%)
FURAZIDIN	5 (0.8%)	3 (0.5%)	0
ALLIUM SATIVUM	1 (0.2%)	2 (0.3%)	4 (0.6%)
AMOXICILLIN TRIHYDRATE	3 (0.5%)	2 (0.3%)	2 (0.3%)
DOXYCYCLINE HYCLATE	1 (0.2%)	3 (0.5%)	3 (0.5%)
GENTAMICIN	4 (0.6%)	0	3 (0.5%)
MEROPENEM	2 (0.3%)	1 (0.2%)	4 (0.6%)
DAPTOMYCIN	4 (0.6%)	0	2 (0.3%)
OFLOXACIN	1 (0.2%)	1 (0.2%)	4 (0.6%)
PIPERACILLIN;TAZOBACTAM	1 (0.2%)	1 (0.2%)	4 (0.6%)
AMPICILLIN;SULBACTAM	2 (0.3%)	1 (0.2%)	2 (0.3%)
CEFACLOR	2 (0.3%)	1 (0.2%)	2 (0.3%)
AMPICILLIN	1 (0.2%)	0	3 (0.5%)
CEFCAPENE PIVOXIL HYDROCHLORIDE	3 (0.5%)	1 (0.2%)	0
CEFIXIME	3 (0.5%)	1 (0.2%)	0
CEFOTAXIME SODIUM	2 (0.3%)	2 (0.3%)	0
CEFPODOXIME PROXETIL	1 (0.2%)	0	3 (0.5%)
CEFTAZIDIME	2 (0.3%)	0	2 (0.3%)
CIPROFLOXACIN HYDROCHLORIDE	1 (0.2%)	1 (0.2%)	2 (0.3%)
CLAVULANIC ACID	2 (0.3%)	1 (0.2%)	1 (0.2%)
PENICILLIN NOS	1 (0.2%)	1 (0.2%)	2 (0.3%)
SULFAMETHOXAZOLE	0	1 (0.2%)	3 (0.5%)
TEICOPLANIN	2 (0.3%)	0	2 (0.3%)
VANCOMYCIN HYDROCHLORIDE	0	2 (0.3%)	2 (0.3%)
BACITRACIN	0	2 (0.3%)	1 (0.2%)
CEFUROXIME SODIUM	1 (0.2%)	2 (0.3%)	0
CLINDAMYCIN HYDROCHLORIDE	1 (0.2%)	0	2 (0.3%)
CLINDAMYCIN PHOSPHATE	1 (0.2%)	1 (0.2%)	1 (0.2%)
ERTAPENEM	1 (0.2%)	1 (0.2%)	1 (0.2%)
ERYTHROMYCIN	0	2 (0.3%)	1 (0.2%)
GENTAMICIN SULFATE	1 (0.2%)	1 (0.2%)	1 (0.2%)
LEVOFLOXACIN HEMIHYDRATE	1 (0.2%)	1 (0.2%)	1 (0.2%)
LINUM USITATISSIMUM SEED OIL	1 (0.2%)	1 (0.2%)	1 (0.2%)
MINOCYCLINE	1 (0.2%)	1 (0.2%)	1 (0.2%)
MINOCYCLINE HYDROCHLORIDE	1 (0.2%)	0	2 (0.3%)
MOXIFLOXACIN HYDROCHLORIDE	1 (0.2%)	0	2 (0.3%)
NEOMYCIN	1 (0.2%)	1 (0.2%)	1 (0.2%)
PHENOXYMETHYLPENICILLIN	1 (0.2%)	1 (0.2%)	1 (0.2%)
ROXITHROMYCIN	3 (0.5%)	0	0
ASCORBIC ACID;VACCINIUM MACROCARPON	0	1 (0.2%)	1 (0.2%)
BACAMPICILLIN HYDROCHLORIDE	2 (0.3%)	0	0
BENZYLPENICILLIN	2 (0.3%)	0	0
CEFDITOREN PIVOXIL	0	1 (0.2%)	1 (0.2%)
CEFEPIME HYDROCHLORIDE	2 (0.3%)	0	0
CEFOPERAZONE SODIUM;SULBACTAM SODIUM	0	0	2 (0.3%)
CHLORAMPHENICOL	1 (0.2%)	1 (0.2%)	0
DICLOXACILLIN	1 (0.2%)	0	1 (0.2%)
ERTAPENEM SODIUM	1 (0.2%)	0	1 (0.2%)
FOSFOMYCIN	1 (0.2%)	0	1 (0.2%)
FOSFOMYCIN TROMETAMOL	1 (0.2%)	0	1 (0.2%)
MEROPENEM TRIHYDRATE	2 (0.3%)	0	0
NORFLOXACIN	0	0	2 (0.3%)
TETRACYCLINE HYDROCHLORIDE	0	1 (0.2%)	1 (0.2%)
VACCINIUM SPP.	0	0	2 (0.3%)
ALLIUM SATIVUM EXTRACT	0	1 (0.2%)	0
AMIKACIN	0	0	1 (0.2%)
AMIKACIN SULFATE	0	1 (0.2%)	0

ARTEMISIA ARGYI	0	1 (0.2%)	0
ARTEMISIA ARGYI LEAF	1 (0.2%)	0	0
AZITHROMYCIN DIHYDRATE	0	1 (0.2%)	0
AZITHROMYCIN;SODIUM CHLORIDE	0	1 (0.2%)	0
AZTREONAM	0	0	1 (0.2%)
BENZOIC ACID;METHENAMINE;SALICYLATE SODIUM	0	0	1 (0.2%)
BETA-LACTAMASE SENSITIVE PENICILLINS	1 (0.2%)	0	0
CEFAZOLIN SODIUM;LIDOCAINE HYDROCHLORIDE	0	1 (0.2%)	0
CEFOTAXIME	1 (0.2%)	0	0
CEFOTIAM	0	0	1 (0.2%)
CEFOTIAM HYDROCHLORIDE	0	0	1 (0.2%)
CEFPODOXIME	0	1 (0.2%)	0
CEFPROZIL	1 (0.2%)	0	0
CEFROXADINE	0	1 (0.2%)	0
CEFTIBUTEN DIHYDRATE	1 (0.2%)	0	0
CEFTRIAXONE SODIUM SESQUATERHYDRATE	0	1 (0.2%)	0
CLOXACILLIN	0	1 (0.2%)	0
CLOXACILLIN SODIUM	0	0	1 (0.2%)
COLISTIN	1 (0.2%)	0	0
DICLOXACILLIN SODIUM MONOHYDRATE	0	0	1 (0.2%)
DOXYCYCLINE MONOHYDRATE	0	1 (0.2%)	0
ERYTHROMYCIN CYCLOCARBONATE	0	0	1 (0.2%)
FUSIDATE SODIUM	1 (0.2%)	0	0
FUSIDIC ACID	1 (0.2%)	0	0
LINCOMYCIN	0	0	1 (0.2%)
LINUM USITATISSIMUM SEED	1 (0.2%)	0	0
MOXIFLOXACIN	1 (0.2%)	0	0
NEOMYCIN SULFATE	0	0	1 (0.2%)
NISIN	0	0	1 (0.2%)
OXACILLIN	0	0	1 (0.2%)
OXACILLIN SODIUM	0	0	1 (0.2%)
PHENOXYMETHYLPENICILLIN POTASSIUM	0	0	1 (0.2%)
PIPERACILLIN	1 (0.2%)	0	0
SODIUM CHLORIDE;VANCOMYCIN	1 (0.2%)	0	0
SYZYGIUM AROMATICUM	1 (0.2%)	0	0
TAZOBACTAM	1 (0.2%)	0	0
TEDIZOLID PHOSPHATE	0	1 (0.2%)	0
TIGECYCLINE	0	0	1 (0.2%)
TRIMETHOPRIM	0	1 (0.2%)	0
ANTIBIOTICS AND CHEMOTHERAPEUTICS FOR DERMATOLOGICAL USE			
Total number of patients with at least one treatment	93 (14.7%)	85 (13.4%)	99 (15.8%)
Total number of treatments	152	120	138
CIPROFLOXACIN	25 (4.0%)	26 (4.1%)	29 (4.6%)
DOXYCYCLINE	22 (3.5%)	25 (4.0%)	20 (3.2%)
METRONIDAZOLE	15 (2.4%)	10 (1.6%)	18 (2.9%)
CLARITHROMYCIN	11 (1.7%)	6 (0.9%)	9 (1.4%)
MUPIROCIN	9 (1.4%)	6 (0.9%)	8 (1.3%)
ACICLOVIR	9 (1.4%)	9 (1.4%)	1 (0.2%)
ANTIBIOTICS	9 (1.4%)	3 (0.5%)	4 (0.6%)
GENTAMICIN	4 (0.6%)	0	3 (0.5%)
SULFADIAZINE SILVER	2 (0.3%)	1 (0.2%)	4 (0.6%)
RIFAXIMIN	1 (0.2%)	3 (0.5%)	2 (0.3%)
OTHER ANTIBIOTICS FOR TOPICAL USE	2 (0.3%)	1 (0.2%)	2 (0.3%)
CIPROFLOXACIN HYDROCHLORIDE	1 (0.2%)	1 (0.2%)	2 (0.3%)
BACITRACIN	0	2 (0.3%)	1 (0.2%)
ERYTHROMYCIN	0	2 (0.3%)	1 (0.2%)
GENTAMICIN SULFATE	1 (0.2%)	1 (0.2%)	1 (0.2%)
MINOCYCLINE	1 (0.2%)	1 (0.2%)	1 (0.2%)
MINOCYCLINE HYDROCHLORIDE	1 (0.2%)	0	2 (0.3%)
NEOMYCIN	1 (0.2%)	1 (0.2%)	1 (0.2%)
BACITRACIN ZINC	1 (0.2%)	0	1 (0.2%)
BACITRACIN;NEOMYCIN;POLYMYXIN B	1 (0.2%)	0	1 (0.2%)
BENZYLPENICILLIN	2 (0.3%)	0	0
CHLORAMPHENICOL	1 (0.2%)	1 (0.2%)	0
NEOMYCIN SULFATE;TYROTHRICIN	0	1 (0.2%)	1 (0.2%)
NORFLOXACIN	0	0	2 (0.3%)
OFLOXACIN	0	0	2 (0.3%)
PENCICLOVIR	1 (0.2%)	0	1 (0.2%)
TETRACYCLINE HYDROCHLORIDE	0	1 (0.2%)	1 (0.2%)
AMIKACIN	0	0	1 (0.2%)
AMIKACIN SULFATE	0	1 (0.2%)	0
BACITRACIN ZINC;POLYMYXIN B SULFATE	1 (0.2%)	0	0
BACITRACIN;NEOMYCIN	0	0	1 (0.2%)
CHLORHEXIDINE;NEOMYCIN	0	1 (0.2%)	0
DOCOSANOL	0	0	1 (0.2%)
FUSIDATE SODIUM	1 (0.2%)	0	0
FUSIDIC ACID	1 (0.2%)	0	0
LINCOMYCIN	0	0	1 (0.2%)
LYSOZYME HYDROCHLORIDE	0	1 (0.2%)	0
MOXIFLOXACIN	1 (0.2%)	0	0
NEOMYCIN SULFATE	0	0	1 (0.2%)
NEOMYCIN;TYROTHRICIN	0	0	1 (0.2%)

OXYTETRACYCLINE HYDROCHLORIDE;POLYMYXIN B SULFATE	1 (0.2%)	0	0
RIBAVIRIN	1 (0.2%)	0	0
RIFAMYCIN	0	0	1 (0.2%)
VIDARABINE	0	1 (0.2%)	0
ANTIDIARRHEALS, INTESTINAL ANTIINFLAMMATORY/ANTIINFECTIVE AGENTS			
Total number of patients with at least one treatment	106 (16.8%)	93 (14.7%)	112 (17.9%)
Total number of treatments	172	143	165
PREDNISONE	18 (2.8%)	20 (3.2%)	31 (4.9%)
VANCOMYCIN	20 (3.2%)	10 (1.6%)	20 (3.2%)
MORPHINE	11 (1.7%)	14 (2.2%)	8 (1.3%)
PREDNISOLONE	11 (1.7%)	6 (0.9%)	5 (0.8%)
HYDROCORTISONE	9 (1.4%)	6 (0.9%)	5 (0.8%)
LOPERAMIDE HYDROCHLORIDE	4 (0.6%)	5 (0.8%)	8 (1.3%)
NYSTATIN	8 (1.3%)	2 (0.3%)	7 (1.1%)
ANTIBIOTICS	9 (1.4%)	3 (0.5%)	4 (0.6%)
PROBIOTICS NOS	4 (0.6%)	4 (0.6%)	6 (1.0%)
BUDESONIDE	2 (0.3%)	4 (0.6%)	2 (0.3%)
LACTOBACILLUS ACIDOPHILUS	3 (0.5%)	2 (0.3%)	2 (0.3%)
PLANTAGO OVATA	4 (0.6%)	1 (0.2%)	2 (0.3%)
BISMUTH SUBSALICYLATE	2 (0.3%)	2 (0.3%)	2 (0.3%)
LACTOBACILLUS NOS	1 (0.2%)	2 (0.3%)	3 (0.5%)
MESALAZINE	3 (0.5%)	1 (0.2%)	2 (0.3%)
RIFAXIMIN	1 (0.2%)	3 (0.5%)	2 (0.3%)
GLUCOSE;SODIUM CHLORIDE	1 (0.2%)	2 (0.3%)	2 (0.3%)
SACCHAROMYCES BOULARDII	2 (0.3%)	2 (0.3%)	1 (0.2%)
BETAMETHASONE	1 (0.2%)	2 (0.3%)	1 (0.2%)
BETAMETHASONE BUTYRATE PROPIONATE	1 (0.2%)	3 (0.5%)	0
BIFIDOBACTERIUM NOS;LACTOBACILLUS NOS	1 (0.2%)	2 (0.3%)	1 (0.2%)
LOPERAMIDE	1 (0.2%)	1 (0.2%)	2 (0.3%)
MENTHOL	2 (0.3%)	2 (0.3%)	0
VANCOMYCIN HYDROCHLORIDE	0	2 (0.3%)	2 (0.3%)
ATROPINE;DIPHENOXYLATE	0	1 (0.2%)	2 (0.3%)
BACITRACIN	0	2 (0.3%)	1 (0.2%)
BECLOMETASONE DIPROPIONATE	0	2 (0.3%)	1 (0.2%)
HYDROCORTISONE BUTYRATE	0	2 (0.3%)	1 (0.2%)
LACTOBACILLUS RHAMNOSUS	2 (0.3%)	1 (0.2%)	0
NEOMYCIN	1 (0.2%)	1 (0.2%)	1 (0.2%)
NIFUROXAZIDE	3 (0.5%)	0	0
VACCINIUM MYRTILLUS	2 (0.3%)	0	1 (0.2%)
BECLOMETASONE	0	2 (0.3%)	0
BERBERINE	2 (0.3%)	0	0
BIFIDOBACTERIUM INFANTIS	1 (0.2%)	0	1 (0.2%)
BIFIDOBACTERIUM LACTIS;INULIN;LACTOBACILLUS ACIDOPHILUS	1 (0.2%)	0	1 (0.2%)
DIOSMECTITE	1 (0.2%)	1 (0.2%)	0
GLUCOSE;POTASSIUM CHLORIDE;SODIUM CHLORIDE	1 (0.2%)	0	1 (0.2%)
HYDROCORTISONE SODIUM SUCCINATE	1 (0.2%)	1 (0.2%)	0
LACTOBACILLUS HELVETICUS	1 (0.2%)	1 (0.2%)	0
MICONAZOLE	1 (0.2%)	1 (0.2%)	0
MICONAZOLE NITRATE	1 (0.2%)	0	1 (0.2%)
MORINDA CITRIFOLIA	0	0	2 (0.3%)
VACCINIUM MYRTILLUS EXTRACT	1 (0.2%)	0	1 (0.2%)
ALISMA ORIENTALE TUBER;ATRACTYLODES SPP. RHIZOME;CINNAMOMUM CASSIA BARK;POLYPORUS UMBELLATUS SCLEROTIUM;PORIA COCOS SCLEROTIUM	1 (0.2%)	0	0
AMPHOTERICIN B	1 (0.2%)	0	0
ATROPINE SULFATE;DIPHENOXYLATE HYDROCHLORIDE	1 (0.2%)	0	0
BACILLUS CLAUSII	1 (0.2%)	0	0
BACILLUS NOS	1 (0.2%)	0	0
BACILLUS SUBTILIS;ENTEROCOCCUS FAECIUM	0	1 (0.2%)	0
BACITRACIN;NEOMYCIN	0	0	1 (0.2%)
BALSALAZIDE	1 (0.2%)	0	0
BERBERINE HYDROCHLORIDE	0	0	1 (0.2%)
BERBERINE HYDROCHLORIDE;GERANIUM THUNBERGII HERB	0	1 (0.2%)	0
BETAMETHASONE DIPROPIONATE	0	1 (0.2%)	0
BETAMETHASONE VALERATE	1 (0.2%)	0	0
BIFIDOBACTERIUM ANIMALIS;LACTOBACILLUS ACIDOPHILUS	1 (0.2%)	0	0
BIFIDOBACTERIUM BIFIDUM;BIFIDOBACTERIUM LONGUM;LACTOBACILLUS ACIDOPHILUS;LACTOBACILLUS RHAMNOSUS	1 (0.2%)	0	0
BIFIDOBACTERIUM BIFIDUM;BIFIDOBACTERIUM LONGUM;LACTOBACILLUS GASSERI	0	1 (0.2%)	0
BIFIDOBACTERIUM BREVE;BIFIDOBACTERIUM LACTIS;BIFIDOBACTERIUM LONGUM;FRUCTOOLIGOSACCHARIDES;LACTOBACILLUS ACIDOPHILUS;LACTOBACILLUS PLANTARUM;LACTOBACILLUS RHAMNOSUS;STREPTOCOCCUS THERMOPHILUS	0	0	1 (0.2%)
BIFIDOBACTERIUM LONGUM	0	1 (0.2%)	0
CALCIUM CHLORIDE DIHYDRATE;GLUCOSE MONOHYDRATE;MAGNESIUM CHLORIDE HEXAHYDRATE;POTASSIUM CHLORIDE;SODIUM CHLORIDE;SODIUM LACTATE	0	1 (0.2%)	0
CAMELLIA SINENSIS	0	0	1 (0.2%)
CHARCOAL, ACTIVATED	0	1 (0.2%)	0
CHLOROXINE	1 (0.2%)	0	0
COLESTYRAMINE	0	0	1 (0.2%)
COLISTIN	1 (0.2%)	0	0
CROMOGLICATE SODIUM	1 (0.2%)	0	0
ELECTROLYTES NOS;GLUCOSE	0	0	1 (0.2%)
GLUCOSE;POTASSIUM CHLORIDE;SODIUM CHLORIDE;SODIUM LACTATE	0	0	1 (0.2%)
HYDROCORTISONE ACETATE	0	0	1 (0.2%)
INULIN;LACTOBACILLUS CASEI	1 (0.2%)	0	0

LACTOBACILLUS ACIDOPHILUS;LACTOBACILLUS CASEI;LACTOBACILLUS RHAMNOSUS	1 (0.2%)	0	0
LACTOBACILLUS ACIDOPHILUS;PECTIN	0	0	1 (0.2%)
LIDAMIDINE HYDROCHLORIDE	0	0	1 (0.2%)
NEOMYCIN SULFATE	0	0	1 (0.2%)
PLANTAGO PSYLLIUM	0	1 (0.2%)	0
POVIDONE	0	0	1 (0.2%)
PROBIOTICS NOS;VITAMINS NOS	0	0	1 (0.2%)
RIFAMYCIN	0	0	1 (0.2%)
RUBUS FRUTICOSUS	1 (0.2%)	0	0
SULFASALAZINE	0	1 (0.2%)	0
VACCINIUM MYRTILLUS FRUIT	0	0	1 (0.2%)
ANTIEMETICS AND ANTINAUSEANTS			
Total number of patients with at least one treatment	84 (13.3%)	73 (11.6%)	87 (13.9%)
Total number of treatments	136	118	135
ONDANSETRON	33 (5.2%)	28 (4.4%)	29 (4.6%)
DIPHENHYDRAMINE HYDROCHLORIDE	17 (2.7%)	9 (1.4%)	10 (1.6%)
METOCLOPRAMIDE HYDROCHLORIDE	10 (1.6%)	11 (1.7%)	10 (1.6%)
HYDROXYZINE	9 (1.4%)	6 (0.9%)	10 (1.6%)
METOCLOPRAMIDE	7 (1.1%)	7 (1.1%)	8 (1.3%)
PROMETHAZINE	10 (1.6%)	5 (0.8%)	7 (1.1%)
DIPHENHYDRAMINE	4 (0.6%)	5 (0.8%)	6 (1.0%)
CYANOCOBALAMIN;PYRIDOXINE HYDROCHLORIDE;THIAMINE HYDROCHLORIDE	3 (0.5%)	5 (0.8%)	5 (0.8%)
MECLOZINE	2 (0.3%)	4 (0.6%)	7 (1.1%)
HYDROXYZINE HYDROCHLORIDE	3 (0.5%)	2 (0.3%)	5 (0.8%)
PROCHLORPERAZINE	3 (0.5%)	4 (0.6%)	3 (0.5%)
CANNABIS SATIVA	2 (0.3%)	2 (0.3%)	1 (0.2%)
HYOSCINE	1 (0.2%)	1 (0.2%)	2 (0.3%)
PROMETHAZINE HYDROCHLORIDE	1 (0.2%)	2 (0.3%)	1 (0.2%)
DIMENHYDRINATE	0	1 (0.2%)	1 (0.2%)
MECLOZINE HYDROCHLORIDE	0	0	2 (0.3%)
ONDANSETRON HYDROCHLORIDE	1 (0.2%)	0	1 (0.2%)
OTHER ANTIEMETICS	0	0	2 (0.3%)
PROCHLORPERAZINE MALEATE	0	1 (0.2%)	1 (0.2%)
ALISMA ORIENTALE TUBER;ATRACTYLODES SPP. RHIZOME;CINNAMOMUM CASSIA BARK;POLYPORUS UMBELLATUS SCLEROTIUM;PORIA COCOS SCLEROTIUM	1 (0.2%)	0	0
APREPITANT	0	1 (0.2%)	0
BIODIASTASE 2000;CALCIUM CARBONATE;GLYCYRRHIZIC ACID;LIPASE;SCOPOLIA CARNIOLICA EXTRACT;SIMALDRATE;SODIUM BICARBONATE;TRIMEBUTINE MALEATE	1 (0.2%)	0	0
CYANOCOBALAMIN;PYRIDOXINE HYDROCHLORIDE;THIAMINE	0	0	1 (0.2%)
DIFENIDOL	0	1 (0.2%)	0
DIFENIDOL HYDROCHLORIDE	1 (0.2%)	0	0
DROPERIDOL	0	0	1 (0.2%)
GRANISETRON HYDROCHLORIDE	0	1 (0.2%)	0
HYOSCINE BUTYLBROMIDE;METAMIZOLE SODIUM	0	1 (0.2%)	0
ONDANSETRON;SODIUM CHLORIDE	0	0	1 (0.2%)
PROCHLORPERAZINE EDISYLATE	1 (0.2%)	0	0
ANTIEPILEPTICS			
Total number of patients with at least one treatment	145 (22.9%)	116 (18.4%)	117 (18.7%)
Total number of treatments	195	149	156
GABAPENTIN	77 (12.2%)	61 (9.7%)	60 (9.6%)
PREGABALIN	36 (5.7%)	25 (4.0%)	29 (4.6%)
LORAZEPAM	13 (2.1%)	10 (1.6%)	15 (2.4%)
MIDAZOLAM	11 (1.7%)	8 (1.3%)	4 (0.6%)
DIAZEPAM	6 (0.9%)	8 (1.3%)	5 (0.8%)
CLONAZEPAM	6 (0.9%)	7 (1.1%)	4 (0.6%)
MAGNESIUM SULFATE	5 (0.8%)	6 (0.9%)	6 (1.0%)
LEVETIRACETAM	6 (0.9%)	3 (0.5%)	2 (0.3%)
ACETAZOLAMIDE	4 (0.6%)	2 (0.3%)	1 (0.2%)
CANNABIDIOL	2 (0.3%)	4 (0.6%)	1 (0.2%)
TOPIRAMATE	2 (0.3%)	2 (0.3%)	3 (0.5%)
MIDAZOLAM HYDROCHLORIDE	3 (0.5%)	1 (0.2%)	2 (0.3%)
CANNABIS SATIVA	2 (0.3%)	2 (0.3%)	1 (0.2%)
LAMOTRIGINE	1 (0.2%)	0	4 (0.6%)
CARBAMAZEPINE	3 (0.5%)	0	0
PHENYTOIN	0	2 (0.3%)	1 (0.2%)
VALPROATE SEMISODIUM	0	1 (0.2%)	2 (0.3%)
VALPROATE SODIUM;VALPROIC ACID	0	0	2 (0.3%)
FOSPHENYTOIN	1 (0.2%)	0	0
LACOSAMIDE	0	0	1 (0.2%)
OXCARBAZEPINE	0	0	1 (0.2%)
VALPROATE SODIUM	1 (0.2%)	0	0
VALPROIC ACID	1 (0.2%)	0	0
ANTIFUNGALS FOR DERMATOLOGICAL USE			
Total number of patients with at least one treatment	40 (6.3%)	27 (4.3%)	25 (4.0%)
Total number of treatments	57	30	28
FLUCONAZOLE	7 (1.1%)	8 (1.3%)	5 (0.8%)
NYSTATIN	8 (1.3%)	2 (0.3%)	7 (1.1%)
ANTIBIOTICS	9 (1.4%)	3 (0.5%)	4 (0.6%)
CLOTRIMAZOLE	5 (0.8%)	6 (0.9%)	1 (0.2%)
KETOCONAZOLE	4 (0.6%)	1 (0.2%)	2 (0.3%)

UREA	0	3 (0.5%)	2 (0.3%)
TERBINAFINE	1 (0.2%)	2 (0.3%)	1 (0.2%)
TERBINAFINE HYDROCHLORIDE	3 (0.5%)	0	0
BETAMETHASONE;CLOTRIMAZOLE	1 (0.2%)	1 (0.2%)	0
MICONAZOLE	1 (0.2%)	1 (0.2%)	0
MICONAZOLE NITRATE	1 (0.2%)	0	1 (0.2%)
SALICYLIC ACID	2 (0.3%)	0	0
AMPHOTERICIN B	1 (0.2%)	0	0
BETAMETHASONE DIPROPIONATE;CLOTRIMAZOLE	0	1 (0.2%)	0
CICLOPIROX	0	0	1 (0.2%)
DIFLUCORTOLONE VALERATE;ISOCONAZOLE NITRATE	0	0	1 (0.2%)
ECONAZOLE	1 (0.2%)	0	0
EFINACONAZOLE	0	0	1 (0.2%)
FENTICONAZOLE NITRATE	0	1 (0.2%)	0
LANOCONAZOLE	1 (0.2%)	0	0
LULICONAZOLE	0	1 (0.2%)	0
NYSTATIN;TRIAMCINOLONE	1 (0.2%)	0	0
NYSTATIN;ZINC	1 (0.2%)	0	0
OXICONAZOLE NITRATE	1 (0.2%)	0	0
TOLNAFTATE	0	0	1 (0.2%)
ANTIGOUT PREPARATIONS			
Total number of patients with at least one treatment	55 (8.7%)	42 (6.6%)	54 (8.6%)
Total number of treatments	64	50	56
ALLOPURINOL	41 (6.5%)	29 (4.6%)	32 (5.1%)
DOCOSAHEXAENOIC ACID;EICOSAPENTAENOIC ACID	7 (1.1%)	6 (0.9%)	11 (1.8%)
FEBUXOSTAT	5 (0.8%)	4 (0.6%)	6 (1.0%)
COLCHICINE	6 (0.9%)	4 (0.6%)	3 (0.5%)
ANGELICA ACUTILOBA ROOT;ATRACTYLODES SPP. RHIZOME;CALCIUM SULFATE;CNIDIUM OFFICINALE RHIZOME;EPHEDRA SPP. HERB;FORSYTHIA SPP. FRUIT;GARDENIA JASMINOIDES FRUIT;GLYCYRRHIZA SPP. ROOT;MENTHA CANADENSIS HERB;PAEONIA LACTIFLORA ROOT;PLATYCODON GRANDIFLORUS ROOT;RHEUM SPP. RHIZOME;SAPOSHNIKOVIA DIVARICATA ROOT;SCHIZONEPETA TENUIFOLIA SPIKE;SCUTELLARIA BAICALENSIS ROOT;SODIUM SULFATE;	0	1 (0.2%)	1 (0.2%)
COLCHICINE;PAPAVER SOMNIFERUM POWDER;TIEMONIUM METHYLSULPHATE	0	0	1 (0.2%)
TOPIROXOSTAT	0	1 (0.2%)	0
ANTIHEMORRHAGICS			
Total number of patients with at least one treatment	9 (1.4%)	11 (1.7%)	15 (2.4%)
Total number of treatments	14	17	20
EPINEPHRINE	3 (0.5%)	5 (0.8%)	6 (1.0%)
TRANEXAMIC ACID	2 (0.3%)	1 (0.2%)	5 (0.8%)
ETAMSILATE	0	3 (0.5%)	3 (0.5%)
COLLAGEN	1 (0.2%)	1 (0.2%)	0
MENAQUINONE	0	0	2 (0.3%)
VITAMIN K NOS	2 (0.3%)	0	0
AMINO ACIDS NOS	0	1 (0.2%)	0
CARBAZOCHROME SODIUM SULFONATE	0	0	1 (0.2%)
CORDYCEPS SINENSIS	0	1 (0.2%)	0
ELTROMBOPAG OLAMINE	0	0	1 (0.2%)
EPINEPHRINE HYDROCHLORIDE	1 (0.2%)	0	0
FACTOR I (FIBRINOGEN)	1 (0.2%)	0	0
FACTOR II (PROTHROMBIN);FACTOR IX;FACTOR VII (PROCONVERTIN);FACTOR X (STUART PROWER FACTOR);PROTEIN C (COAGULATION INHIBITOR);PROTEIN S	1 (0.2%)	0	0
GELATIN	0	1 (0.2%)	0
MENADIONE	1 (0.2%)	0	0
PHYTOMENADIONE	0	1 (0.2%)	0
THROMBIN	0	1 (0.2%)	0
ANTIHISTAMINES FOR SYSTEMIC USE			
Total number of patients with at least one treatment	96 (15.2%)	77 (12.2%)	91 (14.5%)
Total number of treatments	133	98	129
LORATADINE	17 (2.7%)	17 (2.7%)	15 (2.4%)
DIPHENHYDRAMINE HYDROCHLORIDE	17 (2.7%)	9 (1.4%)	10 (1.6%)
CETIRIZINE HYDROCHLORIDE	11 (1.7%)	6 (0.9%)	14 (2.2%)
FEXOFENADINE HYDROCHLORIDE	8 (1.3%)	10 (1.6%)	11 (1.8%)
HYDROXYZINE	9 (1.4%)	6 (0.9%)	10 (1.6%)
PROMETHAZINE	10 (1.6%)	5 (0.8%)	7 (1.1%)
CETIRIZINE	9 (1.4%)	6 (0.9%)	6 (1.0%)
DIPHENHYDRAMINE	4 (0.6%)	5 (0.8%)	6 (1.0%)
MECLOZINE	2 (0.3%)	4 (0.6%)	7 (1.1%)
CHLORPHENAMINE MALEATE	2 (0.3%)	4 (0.6%)	4 (0.6%)
HYDROXYZINE HYDROCHLORIDE	3 (0.5%)	2 (0.3%)	5 (0.8%)
DESLORATADINE	1 (0.2%)	4 (0.6%)	4 (0.6%)
LEVOCETIRIZINE DIHYDROCHLORIDE	4 (0.6%)	2 (0.3%)	2 (0.3%)
FEXOFENADINE	1 (0.2%)	3 (0.5%)	2 (0.3%)
AZELASTINE HYDROCHLORIDE	2 (0.3%)	1 (0.2%)	1 (0.2%)
BEPOTASTINE BESILATE	1 (0.2%)	1 (0.2%)	2 (0.3%)
PROMETHAZINE HYDROCHLORIDE	1 (0.2%)	2 (0.3%)	1 (0.2%)
AZELASTINE	2 (0.3%)	0	1 (0.2%)
BILASTINE	2 (0.3%)	0	1 (0.2%)
CHLOROPYRAMINE HYDROCHLORIDE	2 (0.3%)	1 (0.2%)	0
OLOPATADINE HYDROCHLORIDE	1 (0.2%)	2 (0.3%)	0
CHLORPHENAMINE	0	1 (0.2%)	1 (0.2%)
CLEMASTINE	1 (0.2%)	1 (0.2%)	0

DIMENHYDRINATE	0	1 (0.2%)	1 (0.2%)
MECLOZINE HYDROCHLORIDE	0	0	2 (0.3%)
RUPATADINE FUMARATE	1 (0.2%)	1 (0.2%)	0
BEPOTASTINE SALICYLATE	1 (0.2%)	0	0
BROMPHENIRAMINE	0	1 (0.2%)	0
BROMPHENIRAMINE MALEATE	0	0	1 (0.2%)
BUCLIZINE HYDROCHLORIDE	1 (0.2%)	0	0
CLEMASTINE FUMARATE	1 (0.2%)	0	0
DEXCHLORPHENIRAMINE	0	0	1 (0.2%)
DEXCHLORPHENIRAMINE MALEATE	1 (0.2%)	0	0
FEXOFENADINE HYDROCHLORIDE;PSEUDOEPHEDRINE HYDROCHLORIDE	1 (0.2%)	0	0
HOMOCHLORCYCLIZINE HYDROCHLORIDE	1 (0.2%)	0	0
LEVOCETIRIZINE	0	0	1 (0.2%)
MEPYRAMINE MALEATE	0	0	1 (0.2%)
PHENIRAMINE	0	0	1 (0.2%)
ANTIHYPERTENSIVES			
Total number of patients with at least one treatment	91 (14.4%)	80 (12.7%)	85 (13.6%)
Total number of treatments	122	107	113
HYDRALAZINE	28 (4.4%)	20 (3.2%)	27 (4.3%)
DOXAZOSIN MESILATE	14 (2.2%)	12 (1.9%)	6 (1.0%)
DOXAZOSIN	11 (1.7%)	5 (0.8%)	13 (2.1%)
CLONIDINE	7 (1.1%)	6 (0.9%)	11 (1.8%)
MAGNESIUM SULFATE	5 (0.8%)	6 (0.9%)	6 (1.0%)
MOXONIDINE	8 (1.3%)	3 (0.5%)	6 (1.0%)
SILDENAFIL CITRATE	7 (1.1%)	6 (0.9%)	2 (0.3%)
RILMENIDINE PHOSPHATE	6 (0.9%)	6 (0.9%)	2 (0.3%)
SILDENAFIL	5 (0.8%)	5 (0.8%)	4 (0.6%)
TADALAFIL	3 (0.5%)	7 (1.1%)	3 (0.5%)
HYDRALAZINE HYDROCHLORIDE	4 (0.6%)	3 (0.5%)	5 (0.8%)
CLONIDINE HYDROCHLORIDE	6 (0.9%)	3 (0.5%)	2 (0.3%)
RILMENIDINE	3 (0.5%)	2 (0.3%)	6 (1.0%)
URAPIDIL	3 (0.5%)	4 (0.6%)	3 (0.5%)
TERAZOSIN	0	2 (0.3%)	3 (0.5%)
PRAZOSIN	0	4 (0.6%)	0
PRAZOSIN HYDROCHLORIDE	2 (0.3%)	0	2 (0.3%)
OLEA EUROPAEA LEAF	1 (0.2%)	0	2 (0.3%)
METHYLDOPA	1 (0.2%)	1 (0.2%)	0
NITROPRUSSIDE SODIUM	0	1 (0.2%)	1 (0.2%)
TERAZOSIN HYDROCHLORIDE	0	0	2 (0.3%)
MINOXIDIL	1 (0.2%)	0	0
NITROPRUSSIDE	0	1 (0.2%)	0
VARDENAFIL HYDROCHLORIDE	1 (0.2%)	0	0
ANTIINFLAMMATORY AND ANTIRHEUMATIC PRODUCTS			
Total number of patients with at least one treatment	163 (25.8%)	139 (22.0%)	132 (21.1%)
Total number of treatments	273	221	215
IBUPROFEN	55 (8.7%)	43 (6.8%)	47 (7.5%)
MELOXICAM	16 (2.5%)	22 (3.5%)	25 (4.0%)
DICLOFENAC	24 (3.8%)	11 (1.7%)	12 (1.9%)
NAPROXEN	14 (2.2%)	14 (2.2%)	6 (1.0%)
DICLOFENAC SODIUM	14 (2.2%)	7 (1.1%)	10 (1.6%)
NAPROXEN SODIUM	10 (1.6%)	6 (0.9%)	12 (1.9%)
KETOPROFEN	16 (2.5%)	6 (0.9%)	5 (0.8%)
CELECOXIB	6 (0.9%)	8 (1.3%)	9 (1.4%)
LOXOPROFEN SODIUM	7 (1.1%)	7 (1.1%)	6 (1.0%)
CURCUMA LONGA	6 (0.9%)	8 (1.3%)	4 (0.6%)
ACECLOFENAC	6 (0.9%)	4 (0.6%)	4 (0.6%)
KETOROLAC TROMETHAMINE	3 (0.5%)	6 (0.9%)	3 (0.5%)
DEXKETOPROFEN TROMETAMOL	4 (0.6%)	1 (0.2%)	5 (0.8%)
KETOROLAC	1 (0.2%)	7 (1.1%)	1 (0.2%)
INDOMETACIN	3 (0.5%)	3 (0.5%)	2 (0.3%)
ETORICOXIB	2 (0.3%)	1 (0.2%)	4 (0.6%)
NIMESULIDE	1 (0.2%)	0	6 (1.0%)
MUCOPOLYSACCHARIDE POLYSULFURIC ACID ESTER	4 (0.6%)	1 (0.2%)	1 (0.2%)
GLYCYRRHIZA SPP. ROOT;PAEONIA LACTIFLORA ROOT	2 (0.3%)	1 (0.2%)	2 (0.3%)
HEPARINOID	1 (0.2%)	2 (0.3%)	2 (0.3%)
CHONDROITIN;GLUCOSAMINE	1 (0.2%)	1 (0.2%)	2 (0.3%)
DEXKETOPROFEN	0	2 (0.3%)	2 (0.3%)
ETODOLAC	1 (0.2%)	1 (0.2%)	2 (0.3%)
GLUCOSAMINE	2 (0.3%)	1 (0.2%)	1 (0.2%)
IBUPROFEN;PSEUDOEPHEDRINE HYDROCHLORIDE	2 (0.3%)	2 (0.3%)	0
OTHER ANTIINFLAMMATORY AND ANTIRHEUMATIC AGENTS, NON-STEROIDS	1 (0.2%)	1 (0.2%)	2 (0.3%)
CHONDROITIN SULFATE SODIUM	2 (0.3%)	1 (0.2%)	0
DICLOFENAC POTASSIUM	1 (0.2%)	1 (0.2%)	1 (0.2%)
ETOFENAMATE	2 (0.3%)	0	1 (0.2%)
LINUM USITATISSIMUM SEED OIL	1 (0.2%)	1 (0.2%)	1 (0.2%)
MEFENAMIC ACID	2 (0.3%)	1 (0.2%)	0
PIROXICAM	2 (0.3%)	1 (0.2%)	0
ACEMETACIN	2 (0.3%)	0	0
CHONDROITIN SULFATE;GLUCOSAMINE HYDROCHLORIDE	0	0	2 (0.3%)
COLLAGEN	1 (0.2%)	1 (0.2%)	0
DEXIBUPROFEN	1 (0.2%)	1 (0.2%)	0

DIACEREIN	2 (0.3%)	0	0
FLURBIPROFEN	0	1 (0.2%)	1 (0.2%)
GLUCOSAMINE HYDROCHLORIDE	1 (0.2%)	0	1 (0.2%)
GLUCOSAMINE SULFATE	1 (0.2%)	1 (0.2%)	0
GUAIAZULENE	1 (0.2%)	1 (0.2%)	0
LORNOXICAM	1 (0.2%)	0	1 (0.2%)
NABUMETONE	1 (0.2%)	0	1 (0.2%)
RABBIT VACCINIA EXTRACT	0	1 (0.2%)	1 (0.2%)
TALNIFLUMATE	1 (0.2%)	1 (0.2%)	0
TENOXICAM	1 (0.2%)	0	1 (0.2%)
ACANTHOPANAX GRACILISTYLUS;ACHYRANTHES BIDENTATA;CIBOTIUM BAROMETZ;EUCOMMIA ULMOIDES;GLYCINE MAX;SAPOSHNIKOVIA DIVARICATA	1 (0.2%)	0	0
ACHILLEA MILLEFOLIUM	0	1 (0.2%)	0
ARNICA MONTANA	0	1 (0.2%)	0
ASCORBIC ACID;COLLAGEN	0	1 (0.2%)	0
ASCORBIC ACID;IBUPROFEN;PSEUDOEPHEDRINE HYDROCHLORIDE	0	0	1 (0.2%)
AZULENE	0	1 (0.2%)	0
BENZYDAMINE	0	1 (0.2%)	0
CALCIUM;GLUCOSAMINE	0	0	1 (0.2%)
CARTILAGE;HYALURONIC ACID	1 (0.2%)	0	0
CHLORPHENAMINE MALEATE;IBUPROFEN;PSEUDOEPHEDRINE HYDROCHLORIDE	0	1 (0.2%)	0
CHONDROITIN SULFATE SODIUM;GLUCOSAMINE HYDROCHLORIDE	0	1 (0.2%)	0
CHONDROITIN SULFATE;GLUCOSAMINE HYDROCHLORIDE;HYALURONIC ACID	0	1 (0.2%)	0
CURCUMIN	0	1 (0.2%)	0
CYANOCOBALAMIN;DICLOFENAC SODIUM;PYRIDOXINE HYDROCHLORIDE;THIAMINE HYDROCHLORIDE	1 (0.2%)	0	0
DICLOFENAC EPOLAMINE	1 (0.2%)	0	0
DICLOFENAC SODIUM;OMEPRAZOLE	1 (0.2%)	0	0
DIMETHYL SULFOXIDE	0	1 (0.2%)	0
DIPHENHYDRAMINE HYDROCHLORIDE;NAPROXEN SODIUM	0	0	1 (0.2%)
ESOMEPRAZOLE;NAPROXEN	0	0	1 (0.2%)
FLURBIPROFEN AXETIL	0	1 (0.2%)	0
GELATINE HYDROLYSATE	0	1 (0.2%)	0
IBUPROFEN PICONOL	0	1 (0.2%)	0
METHYLSULFONYLMETHANE	1 (0.2%)	0	0
MORNIFLUMATE	1 (0.2%)	0	0
PARECOXIB	0	0	1 (0.2%)
PELUBIPROFEN	0	1 (0.2%)	0
PHENYLBUTAZONE;PREDNISOLONE	0	0	1 (0.2%)
SULFASALAZINE	0	1 (0.2%)	0
ANTIMYCOBACTERIALS			
Total number of patients with at least one treatment	9 (1.4%)	3 (0.5%)	5 (0.8%)
Total number of treatments	13	3	5
ANTIBIOTICS	9 (1.4%)	3 (0.5%)	4 (0.6%)
RIFAMYCIN	0	0	1 (0.2%)
ANTIMYCOTICS FOR SYSTEMIC USE			
Total number of patients with at least one treatment	27 (4.3%)	15 (2.4%)	19 (3.0%)
Total number of treatments	39	15	21
FLUCONAZOLE	7 (1.1%)	8 (1.3%)	5 (0.8%)
NYSTATIN	8 (1.3%)	2 (0.3%)	7 (1.1%)
ANTIBIOTICS	9 (1.4%)	3 (0.5%)	4 (0.6%)
KETOCONAZOLE	4 (0.6%)	1 (0.2%)	2 (0.3%)
MICONAZOLE	1 (0.2%)	1 (0.2%)	0
MICONAZOLE NITRATE	1 (0.2%)	0	1 (0.2%)
AMPHOTERICIN B	1 (0.2%)	0	0
MICAFUNGIN	0	0	1 (0.2%)
ANTINEOPLASTIC AGENTS			
Total number of patients with at least one treatment	28 (4.4%)	28 (4.4%)	31 (4.9%)
Total number of treatments	39	31	38
CLARITHROMYCIN	11 (1.7%)	6 (0.9%)	9 (1.4%)
CELECOXIB	6 (0.9%)	8 (1.3%)	9 (1.4%)
PROPRANOLOL	4 (0.6%)	4 (0.6%)	6 (1.0%)
PROPRANOLOL HYDROCHLORIDE	1 (0.2%)	1 (0.2%)	2 (0.3%)
CYCLOPHOSPHAMIDE	1 (0.2%)	1 (0.2%)	1 (0.2%)
METHOTREXATE	0	3 (0.5%)	0
METHOTREXATE SODIUM	2 (0.3%)	0	1 (0.2%)
HYDROXYCARBAMIDE	0	1 (0.2%)	1 (0.2%)
OXALIPLATIN	1 (0.2%)	0	1 (0.2%)
RITUXIMAB	0	1 (0.2%)	1 (0.2%)
ANTRAMYCIN	1 (0.2%)	0	0
BENDAMUSTINE	0	1 (0.2%)	0
BORTEZOMIB	0	1 (0.2%)	0
CAPECITABINE	0	0	1 (0.2%)
CLADRIBINE	0	1 (0.2%)	0
FLUOROURACIL	1 (0.2%)	0	0
FLUOROURACIL;FOLINIC ACID;OXALIPLATIN	0	1 (0.2%)	0
IMATINIB MESILATE	0	1 (0.2%)	0
PACLITAXEL	1 (0.2%)	0	0
TEMOZOLOMIDE	0	0	1 (0.2%)
TRASTUZUMAB	1 (0.2%)	0	0
TRASTUZUMAB ANNS	1 (0.2%)	0	0

ANTIOBESITY PREPARATIONS, EXCL. DIET PRODUCTS			
Total number of patients with at least one treatment	33 (5.2%)	35 (5.5%)	39 (6.2%)
Total number of treatments	36	35	40
LIRAGLUTIDE	22 (3.5%)	26 (4.1%)	30 (4.8%)
PLANTAGO OVATA	4 (0.6%)	1 (0.2%)	2 (0.3%)
BENZOCAINE	3 (0.5%)	0	1 (0.2%)
CHROMIUM	2 (0.3%)	2 (0.3%)	0
AMFETAMINE ASPARTATE;AMFETAMINE SULFATE;DEXAMFETAMINE SACCHARATE;DEXAMFETAMINE SULFATE	1 (0.2%)	0	1 (0.2%)
ANGELICA ACUTILOBA ROOT;ATRACTYLODES SPP. RHIZOME;CALCIUM SULFATE;CNIDIUM OFFICINALE RHIZOME;EPHEDRA SPP. HERB;FORSYTHIA SPP. FRUIT;GARDENIA JASMINOIDES FRUIT;GLYCYRRHIZA SPP. ROOT;MENTHA CANADENSIS HERB;PAEONIA LACTIFLORA ROOT;PLATYCODON GRANDIFLORUS ROOT;RHEUM SPP. RHIZOME;SAPOSHNIKOVIA DIVARICATA ROOT;SCHIZONEPETA TENUIFOLIA SPIKE;SCUTELLARIA BAICALENSIS ROOT;SODIUM SULFATE;	0	1 (0.2%)	1 (0.2%)
COLLAGEN	1 (0.2%)	1 (0.2%)	0
PHENTERMINE	0	0	2 (0.3%)
ACETYLCARNITINE HYDROCHLORIDE	0	1 (0.2%)	0
AMYLASE;BIFIDOBACTERIUM ANIMALIS;BIFIDOBACTERIUM LACTIS;BROMELAINS;CAMELLIA SINENSIS;CARALLUMA ADSCENDENS VAR. FIMBRIATA;LACTOBACILLUS ACIDOPHILUS;LACTOBACILLUS PLANTARUM;LACTOBACILLUS RHAMNOSUS;LIPASE	0	0	1 (0.2%)
CAMELLIA SINENSIS	0	0	1 (0.2%)
COLLAGEN;ENZYMES NOS	0	1 (0.2%)	0
GARCINIA GUMMI-GUTTA	0	1 (0.2%)	0
OTHER ANTIOBESITY DRUGS	0	1 (0.2%)	0
PHENTERMINE HYDROCHLORIDE	1 (0.2%)	0	0
SPIRULINA SPP.	0	0	1 (0.2%)
ANTIPROTOZOALS			
Total number of patients with at least one treatment	26 (4.1%)	23 (3.6%)	25 (4.0%)
Total number of treatments	30	25	28
METRONIDAZOLE	15 (2.4%)	10 (1.6%)	18 (2.9%)
CLOTRIMAZOLE	5 (0.8%)	6 (0.9%)	1 (0.2%)
HYDROXYCHLOROQUINE	2 (0.3%)	3 (0.5%)	0
QUININE SULFATE	0	0	3 (0.5%)
HYDROXYCHLOROQUINE SULFATE	0	1 (0.2%)	1 (0.2%)
MICONAZOLE	1 (0.2%)	1 (0.2%)	0
MICONAZOLE NITRATE	1 (0.2%)	0	1 (0.2%)
OFLOXACIN	0	0	2 (0.3%)
ATOVAQUONE	0	1 (0.2%)	0
CHLOROXINE	1 (0.2%)	0	0
CHLORQUINALDOL	0	1 (0.2%)	0
OXICONAZOLE NITRATE	1 (0.2%)	0	0
QUININE	1 (0.2%)	0	0
ANTIPRURITICS, INCL. ANTIHISTAMINES, ANESTHETICS, ETC.			
Total number of patients with at least one treatment	97 (15.3%)	78 (12.3%)	84 (13.4%)
Total number of treatments	147	99	115
LIDOCAINE	19 (3.0%)	16 (2.5%)	14 (2.2%)
LORATADINE	17 (2.7%)	17 (2.7%)	15 (2.4%)
DIPHENHYDRAMINE HYDROCHLORIDE	17 (2.7%)	9 (1.4%)	10 (1.6%)
CETIRIZINE HYDROCHLORIDE	11 (1.7%)	6 (0.9%)	14 (2.2%)
HYDROXYZINE	9 (1.4%)	6 (0.9%)	10 (1.6%)
PROMETHAZINE	10 (1.6%)	5 (0.8%)	7 (1.1%)
CETIRIZINE	9 (1.4%)	6 (0.9%)	6 (1.0%)
DIPHENHYDRAMINE	4 (0.6%)	5 (0.8%)	6 (1.0%)
CHLORPHENAMINE MALEATE	2 (0.3%)	4 (0.6%)	4 (0.6%)
HYDROXYZINE HYDROCHLORIDE	3 (0.5%)	2 (0.3%)	5 (0.8%)
DESLORATADINE	1 (0.2%)	4 (0.6%)	4 (0.6%)
BENZOCAINE	3 (0.5%)	0	1 (0.2%)
DOXEPIN	1 (0.2%)	1 (0.2%)	2 (0.3%)
MENTHOL	2 (0.3%)	2 (0.3%)	0
PROMETHAZINE HYDROCHLORIDE	1 (0.2%)	2 (0.3%)	1 (0.2%)
CHLOROPYRAMINE HYDROCHLORIDE	2 (0.3%)	1 (0.2%)	0
OLOPATADINE HYDROCHLORIDE	1 (0.2%)	2 (0.3%)	0
CHLORPHENAMINE	0	1 (0.2%)	1 (0.2%)
CLEMASTINE	1 (0.2%)	1 (0.2%)	0
CROTAMITON	1 (0.2%)	0	1 (0.2%)
DOXEPIN HYDROCHLORIDE	0	1 (0.2%)	1 (0.2%)
PRAMOCAINE HYDROCHLORIDE	0	2 (0.3%)	0
ANESTHETICS, LOCAL	1 (0.2%)	0	0
ARNICA MONTANA	0	1 (0.2%)	0
BENZOCAINE;MENTHOL	1 (0.2%)	0	0
BENZOCAINE;MENTHOL;ZINC OXIDE	1 (0.2%)	0	0
BUTYL AMINOBENZOATE	1 (0.2%)	0	0
CALAMINE;DIPHENHYDRAMINE HYDROCHLORIDE	1 (0.2%)	0	0
CALAMINE;GLYCEROL;ZINC OXIDE	0	0	1 (0.2%)
CAMPHOR	1 (0.2%)	0	0
CAMPHOR;EUCALYPTUS GLOBULUS OIL;MENTHOL	0	1 (0.2%)	0
CLEMASTINE FUMARATE	1 (0.2%)	0	0
DEXCHLORPHENIRAMINE	0	0	1 (0.2%)
DEXCHLORPHENIRAMINE MALEATE	1 (0.2%)	0	0
LIDOCAINE HYDROCHLORIDE	1 (0.2%)	0	0
LIDOCAINE;MENTHOL	0	1 (0.2%)	0
MEPYRAMINE MALEATE	0	0	1 (0.2%)

NORFLURANE	1 (0.2%)	0	0
PHENIRAMINE	0	0	1 (0.2%)
ANTIPSORIATICS			
Total number of patients with at least one treatment	12 (1.9%)	8 (1.3%)	10 (1.6%)
Total number of treatments	14	8	10
CALCITRIOL	10 (1.6%)	6 (0.9%)	8 (1.3%)
ACITRETIN	0	0	1 (0.2%)
BETAMETHASONE BUTYRATE PROPIONATE;MAXACALCITOL	1 (0.2%)	0	0
BETAMETHASONE;CALCIPOTRIOL	0	1 (0.2%)	0
CALCIPOTRIOL	0	1 (0.2%)	0
COAL TAR	0	0	1 (0.2%)
CRISABOROLE	1 (0.2%)	0	0
ANTISEPTICS AND DISINFECTANTS			
Total number of patients with at least one treatment	14 (2.2%)	6 (0.9%)	12 (1.9%)
Total number of treatments	17	8	14
POVIDONE-IODINE	3 (0.5%)	0	4 (0.6%)
CHLORHEXIDINE	3 (0.5%)	0	3 (0.5%)
ALKONIUM BROMIDE;TRIMECAINE HYDROCHLORIDE	0	2 (0.3%)	1 (0.2%)
VACCINIUM MYRTILLUS	2 (0.3%)	0	1 (0.2%)
CHLORHEXIDINE GLUCONATE	1 (0.2%)	1 (0.2%)	0
OCTENIDINE HYDROCHLORIDE;PHENOXYETHANOL	2 (0.3%)	0	0
SODIUM HYPOCHLORITE	2 (0.3%)	0	0
2-HYDROXYETHYL METHACRYLATE	0	1 (0.2%)	0
ALUMINIUM ACETOTARTRATE	1 (0.2%)	0	0
BORIC ACID;PHENOL;RESORCINOL	0	0	1 (0.2%)
CHLOROXINE	1 (0.2%)	0	0
CHLORQUINALDOL	0	1 (0.2%)	0
COPPER	1 (0.2%)	0	0
HYALURONATE SODIUM;OCTENIDINE HYDROCHLORIDE	0	1 (0.2%)	0
PHENOL	0	0	1 (0.2%)
POVIDONE	0	0	1 (0.2%)
ANTITHROMBOTIC AGENTS			
Total number of patients with at least one treatment	315 (49.8%)	328 (51.9%)	288 (45.9%)
Total number of treatments	532	511	441
ACETYLSALICYLIC ACID	226 (35.8%)	247 (39.1%)	225 (35.9%)
CLOPIDOGREL BISULFATE	35 (5.5%)	29 (4.6%)	28 (4.5%)
CLOPIDOGREL	30 (4.7%)	21 (3.3%)	29 (4.6%)
ENOXAPARIN SODIUM	28 (4.4%)	26 (4.1%)	21 (3.3%)
APIXABAN	25 (4.0%)	18 (2.8%)	18 (2.9%)
HEPARIN	17 (2.7%)	15 (2.4%)	14 (2.2%)
RIVAROXABAN	12 (1.9%)	19 (3.0%)	13 (2.1%)
TICAGRELOR	9 (1.4%)	10 (1.6%)	9 (1.4%)
ENOXAPARIN	9 (1.4%)	9 (1.4%)	9 (1.4%)
CILOSTAZOL	9 (1.4%)	12 (1.9%)	5 (0.8%)
NADROPARIN CALCIUM	6 (0.9%)	9 (1.4%)	6 (1.0%)
DABIGATRAN ETEXILATE MESILATE	9 (1.4%)	6 (0.9%)	3 (0.5%)
WARFARIN	7 (1.1%)	8 (1.3%)	3 (0.5%)
SULODEXIDE	8 (1.3%)	5 (0.8%)	3 (0.5%)
HEPARIN SODIUM	6 (0.9%)	2 (0.3%)	3 (0.5%)
WARFARIN SODIUM	1 (0.2%)	4 (0.6%)	5 (0.8%)
ACENOCOUMAROL	2 (0.3%)	2 (0.3%)	3 (0.5%)
ACETYLSALICYLATE LYSINE	3 (0.5%)	2 (0.3%)	2 (0.3%)
ACETYLSALICYLIC ACID;MAGNESIUM HYDROXIDE	4 (0.6%)	2 (0.3%)	0
LIMAPROST ALFADEX	3 (0.5%)	2 (0.3%)	1 (0.2%)
MUCOPOLYSACCHARIDE POLYSULFURIC ACID ESTER	4 (0.6%)	1 (0.2%)	1 (0.2%)
EDOXABAN TOSILATE	2 (0.3%)	1 (0.2%)	2 (0.3%)
HEPARINOID	1 (0.2%)	2 (0.3%)	2 (0.3%)
PRASUGREL	1 (0.2%)	2 (0.3%)	2 (0.3%)
PRASUGREL HYDROCHLORIDE	3 (0.5%)	0	2 (0.3%)
ACETYLSALICYLIC ACID;GLYCINE	3 (0.5%)	0	1 (0.2%)
ALTEPLASE	2 (0.3%)	2 (0.3%)	0
PHENPROCOUMON	0	2 (0.3%)	1 (0.2%)
SARPOGRELATE HYDROCHLORIDE	3 (0.5%)	0	0
ACETYLSALICYLIC ACID;LANSOPRAZOLE	2 (0.3%)	0	0
ALPROSTADIL	1 (0.2%)	0	1 (0.2%)
ALPROSTADIL ALFADEX	0	2 (0.3%)	0
BERAPROST SODIUM	0	1 (0.2%)	1 (0.2%)
BIVALIRUDIN	0	2 (0.3%)	0
EPTIFIBATIDE	0	2 (0.3%)	0
OTHER ANTITHROMBOTIC AGENTS	1 (0.2%)	1 (0.2%)	0
STREPTODORNASE;STREPTOKINASE	1 (0.2%)	1 (0.2%)	0
ACETYLSALICYLIC ACID;ALUMINIUM GLYCINATE;MAGNESIUM CARBONATE	0	0	1 (0.2%)
ANTITHROMBOTIC AGENTS	1 (0.2%)	0	0
BEMIPARIN SODIUM	1 (0.2%)	0	0
CLOPIDOGREL BESYLATE	0	1 (0.2%)	0
DABIGATRAN	0	1 (0.2%)	0
DABIGATRAN ETEXILATE	0	1 (0.2%)	0
DALTEPARIN SODIUM	0	1 (0.2%)	0
EDOXABAN	0	1 (0.2%)	0
FLUINDIONE	1 (0.2%)	0	0

FONDAPARINUX SODIUM	1 (0.2%)	0	0
HEPARIN CALCIUM	1 (0.2%)	0	0
HEPARIN PORCINE	1 (0.2%)	0	0
HEPARIN;SODIUM CHLORIDE	0	0	1 (0.2%)
HIRUDIN	1 (0.2%)	0	0
LIMAPROST	0	1 (0.2%)	0
LOW MOLECULAR WEIGHT HEPARINS	1 (0.2%)	0	0
PENTOSAN POLYSULFATE SODIUM	1 (0.2%)	0	0
TENECTEPLASE	0	0	1 (0.2%)
TICLOPIDINE HYDROCHLORIDE	1 (0.2%)	0	0
TINZAPARIN	0	0	1 (0.2%)
TIROFIBAN HYDROCHLORIDE	0	0	1 (0.2%)
ANTIVIRALS FOR SYSTEMIC USE			
Total number of patients with at least one treatment	24 (3.8%)	32 (5.1%)	17 (2.7%)
Total number of treatments	31	39	17
ACICLOVIR	9 (1.4%)	9 (1.4%)	1 (0.2%)
REMDESIVIR	3 (0.5%)	7 (1.1%)	3 (0.5%)
FAVIPIRAVIR	1 (0.2%)	1 (0.2%)	4 (0.6%)
OSELTAMIVIR PHOSPHATE	2 (0.3%)	3 (0.5%)	1 (0.2%)
VALACICLOVIR HYDROCHLORIDE	3 (0.5%)	2 (0.3%)	1 (0.2%)
VALACICLOVIR	0	3 (0.5%)	2 (0.3%)
FAMCICLOVIR	2 (0.3%)	1 (0.2%)	0
MOMORDICA CHARANTIA	0	2 (0.3%)	1 (0.2%)
AMENAMEVIR	0	1 (0.2%)	1 (0.2%)
EMTRICITABINE;TENOFOVIR DISOPROXIL FUMARATE	0	1 (0.2%)	1 (0.2%)
LOPINAVIR;RITONAVIR	2 (0.3%)	0	0
PENCICLOVIR	1 (0.2%)	0	1 (0.2%)
ADEFOVIR DIPIVOXIL	0	1 (0.2%)	0
BAMLANIVIMAB	0	1 (0.2%)	0
GLECAPREVIR;PIBRENTASVIR	1 (0.2%)	0	0
INOSINE PRANOBEX	0	1 (0.2%)	0
LANINAMIVIR OCTANOATE	0	0	1 (0.2%)
LYSOZYME HYDROCHLORIDE	0	1 (0.2%)	0
OSELTAMIVIR	0	1 (0.2%)	0
RIBAVIRIN	1 (0.2%)	0	0
SOFOSBUVIR;VELPATASVIR	0	1 (0.2%)	0
TILORONE	1 (0.2%)	0	0
VALGANCICLOVIR HYDROCHLORIDE	1 (0.2%)	0	0
VIDARABINE	0	1 (0.2%)	0
APPETITE STIMULANTS			
Total number of patients with at least one treatment	3 (0.5%)	2 (0.3%)	1 (0.2%)
Total number of treatments	3	2	1
CANNABIS SATIVA	2 (0.3%)	2 (0.3%)	1 (0.2%)
TRIGONELLA FOENUM-GRAECUM	1 (0.2%)	0	0
BETA BLOCKING AGENTS			
Total number of patients with at least one treatment	259 (41.0%)	250 (39.6%)	247 (39.4%)
Total number of treatments	302	294	294
CARVEDILOL	66 (10.4%)	67 (10.6%)	59 (9.4%)
METOPROLOL	52 (8.2%)	53 (8.4%)	45 (7.2%)
BISOPROLOL FUMARATE	40 (6.3%)	35 (5.5%)	33 (5.3%)
NEBIVOLOL HYDROCHLORIDE	26 (4.1%)	14 (2.2%)	24 (3.8%)
BISOPROLOL	23 (3.6%)	15 (2.4%)	23 (3.7%)
METOPROLOL TARTRATE	15 (2.4%)	21 (3.3%)	24 (3.8%)
METOPROLOL SUCCINATE	14 (2.2%)	23 (3.6%)	22 (3.5%)
ATENOLOL	13 (2.1%)	14 (2.2%)	20 (3.2%)
NEBIVOLOL	8 (1.3%)	8 (1.3%)	3 (0.5%)
LABETALOL	5 (0.8%)	4 (0.6%)	8 (1.3%)
PROPRANOLOL	4 (0.6%)	4 (0.6%)	6 (1.0%)
BETAXOLOL HYDROCHLORIDE	5 (0.8%)	5 (0.8%)	2 (0.3%)
ATENOLOL;CHLORTALIDONE	1 (0.2%)	2 (0.3%)	3 (0.5%)
AMLODIPINE BESILATE;BISOPROLOL FUMARATE	3 (0.5%)	0	1 (0.2%)
PROPRANOLOL HYDROCHLORIDE	1 (0.2%)	1 (0.2%)	2 (0.3%)
SOTALOL	4 (0.6%)	0	0
LABETALOL HYDROCHLORIDE	3 (0.5%)	0	0
NADOLOL	1 (0.2%)	1 (0.2%)	1 (0.2%)
ACEBUTOLOL HYDROCHLORIDE	1 (0.2%)	1 (0.2%)	0
BETAXOLOL	1 (0.2%)	1 (0.2%)	0
SOTALOL HYDROCHLORIDE	1 (0.2%)	1 (0.2%)	0
AMLODIPINE;BISOPROLOL	0	1 (0.2%)	0
CELIPROLOL	0	0	1 (0.2%)
HYDROCHLOROTHIAZIDE;METOPROLOL	0	0	1 (0.2%)
HYDROCHLOROTHIAZIDE;NEBIVOLOL HYDROCHLORIDE	0	1 (0.2%)	0
LANDIOLOL HYDROCHLORIDE	0	1 (0.2%)	0
BILE AND LIVER THERAPY			
Total number of patients with at least one treatment	27 (4.3%)	28 (4.4%)	24 (3.8%)
Total number of treatments	34	32	28
LACTULOSE	6 (0.9%)	6 (0.9%)	8 (1.3%)
CURCUMA LONGA	6 (0.9%)	8 (1.3%)	4 (0.6%)
SILYBUM MARIANUM	6 (0.9%)	3 (0.5%)	6 (1.0%)

URSODEOXYCHOLIC ACID	8 (1.3%)	4 (0.6%)	3 (0.5%)
RIFAXIMIN	1 (0.2%)	3 (0.5%)	2 (0.3%)
ADENINE HYDROCHLORIDE;BIFENDATE;CARNITINE OROTATE;CYANOCOBALAMIN;LIVER EXTRACT;PYRIDOXINE HYDROCHLORIDE;RIBOFLAVIN	2 (0.3%)	0	0
ORNITHINE ASPARTATE	2 (0.3%)	0	0
PHOSPHOLIPIDS	0	2 (0.3%)	0
TIMONACIC	0	1 (0.2%)	1 (0.2%)
ACHILLEA MILLEFOLIUM	0	1 (0.2%)	0
ARGININE	0	0	1 (0.2%)
BIOTIN;CYANOCOBALAMIN;INOSITOL;NICOTINAMIDE;OROTIC ACID;PYRIDOXINE HYDROCHLORIDE;RIBOFLAVIN;RUTOSIDE;THIAMINE MONONITRATE;THIOCTIC ACID;TOCOPHERYL ACETATE	1 (0.2%)	0	0
BORNEOL;CAMPHENE;CINEOLE;MENTHOL;MENTHONE;PINENE	0	1 (0.2%)	0
CHOLINE;CICHORIUM INTYBUS;CURCUMA LONGA;CYNARA CARDUNCULUS;ILEX PARAGUARIENSIS;ORNITHINE ASPARTATE	0	1 (0.2%)	0
CHOLINE;INOSITOL	0	1 (0.2%)	0
CYNARA CARDUNCULUS EXTRACT	0	0	1 (0.2%)
CYSTEINE;GLYCINE;GLYCYRRHIZIC ACID, AMMONIUM SALT	0	0	1 (0.2%)
GLYCYRRHIZA GLABRA ROOT	0	0	1 (0.2%)
LEVOGLUTAMIDE	1 (0.2%)	0	0
OX BILE	1 (0.2%)	0	0
BLOOD SUBSTITUTES AND PERFUSION SOLUTIONS			
Total number of patients with at least one treatment	151 (23.9%)	136 (21.5%)	124 (19.8%)
Total number of treatments	297	247	275
VITAMINS NOS	45 (7.1%)	36 (5.7%)	32 (5.1%)
POTASSIUM CHLORIDE	36 (5.7%)	33 (5.2%)	32 (5.1%)
SODIUM CHLORIDE	42 (6.6%)	25 (4.0%)	26 (4.1%)
GLUCOSE	15 (2.4%)	16 (2.5%)	13 (2.1%)
POTASSIUM	10 (1.6%)	10 (1.6%)	13 (2.1%)
MINERALS NOS;VITAMINS NOS	13 (2.1%)	13 (2.1%)	6 (1.0%)
SODIUM BICARBONATE	11 (1.7%)	6 (0.9%)	11 (1.8%)
MAGNESIUM SULFATE	5 (0.8%)	6 (0.9%)	6 (1.0%)
ZINC	4 (0.6%)	3 (0.5%)	6 (1.0%)
CALCIUM CHLORIDE;POTASSIUM CHLORIDE;SODIUM LACTATE	4 (0.6%)	4 (0.6%)	3 (0.5%)
RED BLOOD CELLS, CONCENTRATED	5 (0.8%)	3 (0.5%)	3 (0.5%)
ALBUMIN HUMAN	4 (0.6%)	5 (0.8%)	1 (0.2%)
ELECTROLYTES NOS	4 (0.6%)	5 (0.8%)	1 (0.2%)
CALCIUM GLUCONATE	3 (0.5%)	1 (0.2%)	5 (0.8%)
CALCIUM CHLORIDE;POTASSIUM CHLORIDE;SODIUM CHLORIDE	4 (0.6%)	3 (0.5%)	1 (0.2%)
ISOSORBIDE	3 (0.5%)	2 (0.3%)	3 (0.5%)
CHLORHEXIDINE	3 (0.5%)	0	3 (0.5%)
MANNITOL	4 (0.6%)	0	2 (0.3%)
BLOOD, WHOLE	2 (0.3%)	2 (0.3%)	1 (0.2%)
GLUCOSE;SODIUM CHLORIDE	1 (0.2%)	2 (0.3%)	2 (0.3%)
I.V. SOLUTIONS	3 (0.5%)	0	2 (0.3%)
MAGNESIUM CITRATE	2 (0.3%)	1 (0.2%)	2 (0.3%)
UREA	0	3 (0.5%)	2 (0.3%)
CALCIUM CHLORIDE	2 (0.3%)	1 (0.2%)	1 (0.2%)
CALCIUM CHLORIDE DIHYDRATE;POTASSIUM CHLORIDE;SODIUM CHLORIDE;SODIUM LACTATE	3 (0.5%)	0	1 (0.2%)
NUTRIENTS NOS	1 (0.2%)	2 (0.3%)	1 (0.2%)
HETASTARCH	2 (0.3%)	0	1 (0.2%)
NEOMYCIN	1 (0.2%)	1 (0.2%)	1 (0.2%)
PLASMA	0	2 (0.3%)	1 (0.2%)
SODIUM PHOSPHATE	0	1 (0.2%)	2 (0.3%)
ZINC SULFATE	1 (0.2%)	2 (0.3%)	0
ASCORBIC ACID;BIOTIN;CALCIUM PANTOTHENATE;CYANOCOBALAMIN;FOLIC ACID;NICOTINAMIDE;PYRIDOXINE HYDROCHLORIDE;RIBOFLAVIN;THIAMINE HYDROCHLORIDE	1 (0.2%)	0	1 (0.2%)
CALCIUM CHLORIDE DIHYDRATE;MAGNESIUM CHLORIDE HEXAHYDRATE;POTASSIUM CHLORIDE;SODIUM ACETATE TRIHYDRATE;SODIUM CHLORIDE;SODIUM CITRATE DIHYDRATE	0	1 (0.2%)	1 (0.2%)
CALCIUM CHLORIDE;MAGNESIUM CHLORIDE;POTASSIUM CHLORIDE;SODIUM ACETATE;SODIUM CHLORIDE	0	1 (0.2%)	1 (0.2%)
CHLORHEXIDINE GLUCONATE	1 (0.2%)	1 (0.2%)	0
GLUCOSE;POTASSIUM CHLORIDE;SODIUM CHLORIDE	1 (0.2%)	0	1 (0.2%)
MAGNESIUM CHLORIDE	0	0	2 (0.3%)
PHOSPHOLIPIDS	0	2 (0.3%)	0
ALANINE;ARGININE;CALCIUM CHLORIDE;FISH OIL;GLUCOSE MONOHYDRATE;GLYCINE;GLYCINE MAX SEED OIL;HISTIDINE;ISOLEUCINE;LEUCINE;LYSINE ACETATE;MAGNESIUM SULFATE;MEDIUM-CHAIN TRIGLYCERIDES;METHIONINE;OLEA EUROPAEA OIL;PHENYLALANINE;POTASSIUM CHLORIDE;PROLINE;SERINE;SODIUM ACETATE;SODIUM GLYCEROPHOSPHATE;TAURINE;THREONINE;TRYPTOPHAN, L-;TYROSINE;VALINE;ZINC SULFATE	1 (0.2%)	0	0
AMINO ACIDS NOS	0	1 (0.2%)	0
AMINO ACIDS NOS;ELECTROLYTES NOS;GLUCOSE;THIAMINE HYDROCHLORIDE	1 (0.2%)	0	0
AMINO ACIDS NOS;MINERALS NOS;VITAMINS NOS	1 (0.2%)	0	0
ARGININE	0	0	1 (0.2%)
BLOOD, CALF, DEPROT., LMW PORTION	1 (0.2%)	0	0
CALCIUM CHLORIDE DIHYDRATE;GLUCOSE MONOHYDRATE;MAGNESIUM CHLORIDE HEXAHYDRATE;POTASSIUM CHLORIDE;SODIUM CHLORIDE;SODIUM LACTATE	0	1 (0.2%)	0
CALCIUM CHLORIDE DIHYDRATE;GLUCOSE;POTASSIUM CHLORIDE;SODIUM ACETATE;SODIUM CHLORIDE	0	0	1 (0.2%)
CALCIUM CHLORIDE DIHYDRATE;MAGNESIUM CHLORIDE HEXAHYDRATE;POTASSIUM CHLORIDE;SODIUM CHLORIDE;SODIUM LACTATE	0	1 (0.2%)	0
CALCIUM CHLORIDE DIHYDRATE;MAGNESIUM CHLORIDE;POTASSIUM CHLORIDE;SODIUM ACETATE;SODIUM CHLORIDE;SODIUM CITRATE	1 (0.2%)	0	0
CALCIUM CHLORIDE DIHYDRATE;MALTOSE;POTASSIUM CHLORIDE;SODIUM CHLORIDE;SODIUM LACTATE	1 (0.2%)	0	0
CALCIUM CHLORIDE;DEXTRIN;MAGNESIUM CHLORIDE;SODIUM CHLORIDE;SODIUM LACTATE	0	1 (0.2%)	0
CALCIUM CHLORIDE;GLUCOSE MONOHYDRATE;MAGNESIUM CHLORIDE HEXAHYDRATE;POTASSIUM CHLORIDE;SODIUM CHLORIDE	1 (0.2%)	0	0
CALCIUM CHLORIDE;MAGNESIUM CHLORIDE;MALIC ACID;POTASSIUM CHLORIDE;SODIUM ACETATE;SODIUM CHLORIDE	1 (0.2%)	0	0

CALCIUM CHLORIDE;MAGNESIUM CHLORIDE;POTASSIUM CHLORIDE;SODIUM ACETATE;SODIUM CHLORIDE;SODIUM CITRATE	0	1 (0.2%)	0
CALCIUM CHLORIDE;POTASSIUM CHLORIDE;SODIUM ACETATE	0	0	1 (0.2%)
CALCIUM GLUCONATE MONOHYDRATE;GLUCOSE;MAGNESIUM CHLORIDE HEXAHYDRATE;POTASSIUM CHLORIDE;SODIUM ACETATE;SODIUM CHLORIDE;SODIUM CITRATE DIHYDRATE	0	1 (0.2%)	0
CHROMIC CHLORIDE;COPPER GLUCONATE;FERROUS GLUCONATE;MANGANESE GLUCONATE;POTASSIUM IODIDE;SODIUM FLUORIDE;SODIUM MOLYBDATE;SODIUM SELENITE;ZINC GLUCONATE	1 (0.2%)	0	0
CYSTEINE;GLYCINE;GLYCYRRHIZIC ACID, AMMONIUM SALT	0	0	1 (0.2%)
ELECTROLYTES NOS;GLUCOSE	0	0	1 (0.2%)
FRUCTOSE;POTASSIUM CHLORIDE;SODIUM CHLORIDE;SODIUM LACTATE	0	1 (0.2%)	0
GELATIN	0	1 (0.2%)	0
GELATIN;SODIUM CHLORIDE	1 (0.2%)	0	0
GLUCONATE SODIUM;MAGNESIUM CHLORIDE HEXAHYDRATE;POTASSIUM CHLORIDE;SODIUM ACETATE TRIHYDRATE;SODIUM CHLORIDE	0	1 (0.2%)	0
GLUCOSE;POTASSIUM CHLORIDE;SODIUM CHLORIDE;SODIUM LACTATE	0	0	1 (0.2%)
LYSINE	0	1 (0.2%)	0
MAGNESIUM;POTASSIUM	0	0	1 (0.2%)
NEOMYCIN SULFATE	0	0	1 (0.2%)
OMEGA-3 FATTY ACIDS	0	1 (0.2%)	0
OTHER BLOOD PRODUCTS	1 (0.2%)	0	0
PERITONEAL DIALYTICS	0	1 (0.2%)	0
POTASSIUM CHLORIDE;SODIUM BICARBONATE;SODIUM CHLORIDE;SODIUM SULFATE	0	0	1 (0.2%)
POTASSIUM CHLORIDE;SODIUM CHLORIDE	0	1 (0.2%)	0
POTASSIUM PHOSPHATE DIBASIC;POTASSIUM PHOSPHATE MONOBASIC	0	0	1 (0.2%)
POVIDONE	0	0	1 (0.2%)
RED BLOOD CELLS	1 (0.2%)	0	0
SODIUM CITRATE	0	0	1 (0.2%)
SODIUM PHOSPHATE DIBASIC;SODIUM PHOSPHATE MONOBASIC	1 (0.2%)	0	0
TRIGLYCERIDES	1 (0.2%)	0	0
CALCIUM CHANNEL BLOCKERS			
Total number of patients with at least one treatment	185 (29.3%)	193 (30.5%)	205 (32.7%)
Total number of treatments	217	233	245
AMLODIPINE	90 (14.2%)	102 (16.1%)	122 (19.5%)
AMLODIPINE BESILATE	46 (7.3%)	40 (6.3%)	36 (5.7%)
NIFEDIPINE	14 (2.2%)	15 (2.4%)	17 (2.7%)
LERCANIDIPINE HYDROCHLORIDE	13 (2.1%)	14 (2.2%)	13 (2.1%)
DILTIAZEM	7 (1.1%)	5 (0.8%)	5 (0.8%)
LACIDIPINE	4 (0.6%)	6 (0.9%)	7 (1.1%)
VERAPAMIL	5 (0.8%)	7 (1.1%)	5 (0.8%)
DILTIAZEM HYDROCHLORIDE	2 (0.3%)	6 (0.9%)	7 (1.1%)
NITRENDIPINE	5 (0.8%)	6 (0.9%)	4 (0.6%)
LERCANIDIPINE	5 (0.8%)	2 (0.3%)	3 (0.5%)
VERAPAMIL HYDROCHLORIDE	5 (0.8%)	2 (0.3%)	1 (0.2%)
NICARDIPINE	1 (0.2%)	2 (0.3%)	2 (0.3%)
AMLODIPINE;INDAPAMIDE	0	0	3 (0.5%)
FELODIPINE	1 (0.2%)	1 (0.2%)	1 (0.2%)
NICARDIPINE HYDROCHLORIDE	1 (0.2%)	2 (0.3%)	0
AMLODIPINE BESILATE;INDAPAMIDE	1 (0.2%)	0	1 (0.2%)
BENIDIPINE HYDROCHLORIDE	1 (0.2%)	0	1 (0.2%)
AMLODIPINE MALEATE	0	1 (0.2%)	0
AMLODIPINE MESILATE	1 (0.2%)	0	0
AMLODIPINE OROTATE	1 (0.2%)	0	0
AZELNIDIPINE	0	0	1 (0.2%)
BARNIDIPINE	0	1 (0.2%)	0
CILNIDIPINE	0	1 (0.2%)	0
CLEVIDIPINE	1 (0.2%)	0	0
LEVAMLODIPINE	0	1 (0.2%)	0
MANIDIPINE	1 (0.2%)	0	0
NISOLDIPINE	0	1 (0.2%)	0
CALCIUM HOMEOSTASIS			
Total number of patients with at least one treatment	9 (1.4%)	3 (0.5%)	2 (0.3%)
Total number of treatments	9	3	2
CALCIFEDIOL	4 (0.6%)	2 (0.3%)	0
PARICALCITOL	2 (0.3%)	0	0
CALCIFEDIOL MONOHYDRATE	1 (0.2%)	0	0
CALCITONIN	1 (0.2%)	0	0
CALCITONIN, SALMON	1 (0.2%)	0	0
CINACALCET HYDROCHLORIDE	0	0	1 (0.2%)
DOXERCALCIFEROL	0	0	1 (0.2%)
TERIPARATIDE	0	1 (0.2%)	0
CARDIAC THERAPY			
Total number of patients with at least one treatment	147 (23.3%)	139 (22.0%)	135 (21.5%)
Total number of treatments	246	221	181
IBUPROFEN	55 (8.7%)	43 (6.8%)	47 (7.5%)
GLYCERYL TRINITRATE	18 (2.8%)	29 (4.6%)	17 (2.7%)
LIDOCAINE	19 (3.0%)	16 (2.5%)	14 (2.2%)
ISOSORBIDE MONONITRATE	19 (3.0%)	14 (2.2%)	13 (2.1%)
UBIDECARENONE	12 (1.9%)	12 (1.9%)	13 (2.1%)
AMIODARONE	7 (1.1%)	6 (0.9%)	5 (0.8%)
DIGOXIN	5 (0.8%)	8 (1.3%)	3 (0.5%)
EPINEPHRINE	3 (0.5%)	5 (0.8%)	6 (1.0%)

IPRATROPIUM BROMIDE	6 (0.9%)	5 (0.8%)	3 (0.5%)
TRIMETAZIDINE HYDROCHLORIDE	6 (0.9%)	1 (0.2%)	6 (1.0%)
ISOSORBIDE DINITRATE	2 (0.3%)	4 (0.6%)	4 (0.6%)
RANOLAZINE	2 (0.3%)	5 (0.8%)	3 (0.5%)
ATROPINE	4 (0.6%)	4 (0.6%)	0
INDOMETACIN	3 (0.5%)	3 (0.5%)	2 (0.3%)
AMIODARONE HYDROCHLORIDE	2 (0.3%)	2 (0.3%)	2 (0.3%)
IVABRADINE HYDROCHLORIDE	2 (0.3%)	2 (0.3%)	2 (0.3%)
LIMAPROST ALFADEX	3 (0.5%)	2 (0.3%)	1 (0.2%)
NOREPINEPHRINE	3 (0.5%)	1 (0.2%)	2 (0.3%)
DOPAMINE	2 (0.3%)	1 (0.2%)	2 (0.3%)
MAGNESIUM ASPARTATE;POTASSIUM ASPARTATE	3 (0.5%)	2 (0.3%)	0
MIDODRINE	2 (0.3%)	1 (0.2%)	2 (0.3%)
PHENYLEPHRINE	1 (0.2%)	3 (0.5%)	1 (0.2%)
PROPAFENONE HYDROCHLORIDE	0	1 (0.2%)	4 (0.6%)
NICORANDIL	2 (0.3%)	1 (0.2%)	1 (0.2%)
NOREPINEPHRINE BITARTRATE	1 (0.2%)	1 (0.2%)	2 (0.3%)
IPRATROPIUM	1 (0.2%)	1 (0.2%)	1 (0.2%)
REGADENOSON	0	2 (0.3%)	1 (0.2%)
TRIMETAZIDINE	0	1 (0.2%)	2 (0.3%)
ADENOSINE TRIPHOSPHATE, DISODIUM SALT	0	2 (0.3%)	0
ALPROSTADIL	1 (0.2%)	0	1 (0.2%)
ALPROSTADIL ALFADEX	0	2 (0.3%)	0
ATROPINE SULFATE	0	1 (0.2%)	1 (0.2%)
CRATAEGUS LAEVIGATA FRUIT;MAGNESIUM CARBONATE;POTASSIUM CARBONATE;POTASSIUM GLUCONATE;PYRIDOXINE HYDROCHLORIDE	0	0	2 (0.3%)
DOFETILIDE	1 (0.2%)	1 (0.2%)	0
EPHEDRINE HYDROCHLORIDE	1 (0.2%)	0	1 (0.2%)
HYDRALAZINE HYDROCHLORIDE;ISOSORBIDE DINITRATE	2 (0.3%)	0	0
ISOPRENALINE	2 (0.3%)	0	0
MOLSIDOMINE	1 (0.2%)	0	1 (0.2%)
PROPAFENONE	0	1 (0.2%)	1 (0.2%)
UBIQUINOL	0	2 (0.3%)	0
ADENOSINE	1 (0.2%)	0	0
ASCORBYL PALMITATE;LEVOCARNITINE HYDROCHLORIDE;TOCOPHEROL;UBIDECARENONE	1 (0.2%)	0	0
CAMPHOR	1 (0.2%)	0	0
CARNITINE	1 (0.2%)	0	0
DOBUTAMINE	1 (0.2%)	0	0
EPHEDRINE	0	1 (0.2%)	0
EPHEDRINE SULFATE	0	0	1 (0.2%)
EPINEPHRINE HYDROCHLORIDE	1 (0.2%)	0	0
GLUCOSE;INSULIN;POTASSIUM	1 (0.2%)	0	0
IBUPROFEN PICONOL	0	1 (0.2%)	0
IVABRADINE	0	1 (0.2%)	0
LEVOCARNITINE	1 (0.2%)	0	0
LEVOCARNITINE PROPIONATE HYDROCHLORIDE	0	1 (0.2%)	0
LIDOCAINE HYDROCHLORIDE	1 (0.2%)	0	0
LIMAPROST	0	1 (0.2%)	0
MAGNESIUM;POTASSIUM	0	0	1 (0.2%)
MELDONIUM	1 (0.2%)	0	0
MILRINONE	0	1 (0.2%)	0
PACLITAXEL	1 (0.2%)	0	0
TAURINE	0	0	1 (0.2%)
CONTRAST MEDIA			
Total number of patients with at least one treatment	5 (0.8%)	9 (1.4%)	8 (1.3%)
Total number of treatments	7	10	11
IOHEXOL	1 (0.2%)	3 (0.5%)	2 (0.3%)
IOPAMIDOL	1 (0.2%)	2 (0.3%)	1 (0.2%)
PERFLUTREN	1 (0.2%)	0	2 (0.3%)
CONTRAST MEDIA	1 (0.2%)	0	0
GADOBUTROL	0	0	1 (0.2%)
GADOTERIDOL	0	0	1 (0.2%)
IODINE;IOHEXOL	0	0	1 (0.2%)
IODIXANOL	1 (0.2%)	0	0
IOMEPROL	0	1 (0.2%)	0
IOTALAMIC ACID	0	1 (0.2%)	0
IOVERSOL	1 (0.2%)	0	0
MEGLUMINE AMIDOTRIZOATE;SODIUM AMIDOTRIZOATE	0	1 (0.2%)	0
TETROFOSMIN	0	1 (0.2%)	0
CORTICOSTEROIDS FOR SYSTEMIC USE			
Total number of patients with at least one treatment	80 (12.7%)	83 (13.1%)	72 (11.5%)
Total number of treatments	117	131	94
PREDNISONE	18 (2.8%)	20 (3.2%)	31 (4.9%)
DEXAMETHASONE	16 (2.5%)	16 (2.5%)	8 (1.3%)
METHYLPREDNISOLONE	8 (1.3%)	13 (2.1%)	8 (1.3%)
PREDNISOLONE	11 (1.7%)	6 (0.9%)	5 (0.8%)
HYDROCORTISONE	9 (1.4%)	6 (0.9%)	5 (0.8%)
CORTISONE	4 (0.6%)	3 (0.5%)	8 (1.3%)
TRIAMCINOLONE ACETONIDE	3 (0.5%)	7 (1.1%)	4 (0.6%)
TRIAMCINOLONE	6 (0.9%)	4 (0.6%)	2 (0.3%)
DEXAMETHASONE SODIUM PHOSPHATE	3 (0.5%)	4 (0.6%)	1 (0.2%)

METHYLPREDNISOLONE SODIUM SUCCINATE	2 (0.3%)	4 (0.6%)	2 (0.3%)
STEROIDS	2 (0.3%)	5 (0.8%)	1 (0.2%)
KETOCONAZOLE	4 (0.6%)	1 (0.2%)	2 (0.3%)
METHYLPREDNISOLONE ACETATE	2 (0.3%)	2 (0.3%)	1 (0.2%)
BETAMETHASONE	1 (0.2%)	2 (0.3%)	1 (0.2%)
BETAMETHASONE BUTYRATE PROPIONATE	1 (0.2%)	3 (0.5%)	0
BETAMETHASONE DIPROPIONATE;BETAMETHASONE SODIUM PHOSPHATE	1 (0.2%)	1 (0.2%)	1 (0.2%)
FLUDROCORTISONE	2 (0.3%)	1 (0.2%)	0
HYDROCORTISONE BUTYRATE	0	2 (0.3%)	1 (0.2%)
BETAMETHASONE;DEXCHLORPHENIRAMINE MALEATE	0	0	2 (0.3%)
DEXAMETHASONE PHOSPHATE	0	1 (0.2%)	1 (0.2%)
HYDROCORTISONE SODIUM SUCCINATE	1 (0.2%)	1 (0.2%)	0
ALDOSTERONE	0	0	1 (0.2%)
BETAMETHASONE DIPROPIONATE	0	1 (0.2%)	0
BETAMETHASONE VALERATE	1 (0.2%)	0	0
FLUDROCORTISONE ACETATE	0	1 (0.2%)	0
HYDROCORTISONE ACETATE	0	0	1 (0.2%)
LIDOCAINE HYDROCHLORIDE;METHYLPREDNISOLONE ACETATE	0	0	1 (0.2%)
LIDOCAINE;TRIAMCINOLONE	0	0	1 (0.2%)
MEPREDNISONE	1 (0.2%)	0	0
PREDNISOLONE ACETATE	1 (0.2%)	0	0
CORTICOSTEROIDS, DERMATOLOGICAL PREPARATIONS			
Total number of patients with at least one treatment	100 (15.8%)	105 (16.6%)	85 (13.6%)
Total number of treatments	156	174	113
PREDNISONE	18 (2.8%)	20 (3.2%)	31 (4.9%)
DEXAMETHASONE	16 (2.5%)	16 (2.5%)	8 (1.3%)
FLUTICASONE PROPIONATE	15 (2.4%)	15 (2.4%)	9 (1.4%)
METHYLPREDNISOLONE	8 (1.3%)	13 (2.1%)	8 (1.3%)
PREDNISOLONE	11 (1.7%)	6 (0.9%)	5 (0.8%)
HYDROCORTISONE	9 (1.4%)	6 (0.9%)	5 (0.8%)
FLUTICASONE	7 (1.1%)	7 (1.1%)	5 (0.8%)
TRIAMCINOLONE ACETONIDE	3 (0.5%)	7 (1.1%)	4 (0.6%)
TRIAMCINOLONE	6 (0.9%)	4 (0.6%)	2 (0.3%)
CLOBETASOL PROPIONATE	3 (0.5%)	4 (0.6%)	3 (0.5%)
MOMETASONE FUROATE	5 (0.8%)	2 (0.3%)	3 (0.5%)
BUDESONIDE	2 (0.3%)	4 (0.6%)	2 (0.3%)
DEXAMETHASONE SODIUM PHOSPHATE	3 (0.5%)	4 (0.6%)	1 (0.2%)
METHYLPREDNISOLONE SODIUM SUCCINATE	2 (0.3%)	4 (0.6%)	2 (0.3%)
STEROIDS	2 (0.3%)	5 (0.8%)	1 (0.2%)
BETAMETHASONE VALERATE;GENTAMICIN SULFATE	2 (0.3%)	3 (0.5%)	2 (0.3%)
MOMETASONE	1 (0.2%)	2 (0.3%)	4 (0.6%)
METHYLPREDNISOLONE ACETATE	2 (0.3%)	2 (0.3%)	1 (0.2%)
BETAMETHASONE	1 (0.2%)	2 (0.3%)	1 (0.2%)
BETAMETHASONE BUTYRATE PROPIONATE	1 (0.2%)	3 (0.5%)	0
BECLOMETASONE DIPROPIONATE	0	2 (0.3%)	1 (0.2%)
BETAMETHASONE DIPROPIONATE;BETAMETHASONE SODIUM PHOSPHATE	1 (0.2%)	1 (0.2%)	1 (0.2%)
FLUOCINONIDE	1 (0.2%)	1 (0.2%)	1 (0.2%)
HYDROCORTISONE BUTYRATE	0	2 (0.3%)	1 (0.2%)
BACTERIA NOS;HYDROCORTISONE	1 (0.2%)	1 (0.2%)	0
BECLOMETASONE	0	2 (0.3%)	0
BETAMETHASONE DIPROPIONATE;GENTAMICIN SULFATE	2 (0.3%)	0	0
HYDROCORTISONE SODIUM SUCCINATE	1 (0.2%)	1 (0.2%)	0
ALCLOMETASONE DIPROPIONATE	0	0	1 (0.2%)
BETAMETHASONE DIPROPIONATE	0	1 (0.2%)	0
BETAMETHASONE VALERATE	1 (0.2%)	0	0
BETAMETHASONE VALERATE;CLIOQUINOL	0	0	1 (0.2%)
CIPROFLOXACIN HYDROCHLORIDE;FLUOCINOLONE ACETONIDE	1 (0.2%)	0	0
CLOBETASOL	1 (0.2%)	0	0
CLOBETASONE	0	0	1 (0.2%)
DESONIDE	1 (0.2%)	0	0
DESOXIMETASONE	1 (0.2%)	0	0
DEXAMETHASONE;NEOMYCIN SULFATE	0	1 (0.2%)	0
DIFLORASONE DIACETATE	0	1 (0.2%)	0
DIFLUCORTOLONE VALERATE	1 (0.2%)	0	0
DIFLUPREDNATE	0	1 (0.2%)	0
DIPHENHYDRAMINE HYDROCHLORIDE;HYDROCORTISONE ACETATE;NEOMYCIN SULFATE	0	1 (0.2%)	0
FLUOCINOLONE ACETONIDE	0	1 (0.2%)	0
HYDROCORTISONE ACETATE	0	0	1 (0.2%)
HYDROCORTISONE;NEOMYCIN;POLYMYXIN B	0	1 (0.2%)	0
HYDROCORTISONE;OXYTETRACYCLINE HYDROCHLORIDE	0	1 (0.2%)	0
METHYLPREDNISOLONE ACEPONATE	0	0	1 (0.2%)
MOMETASONE FUROATE MONOHYDRATE	1 (0.2%)	0	0
PREDNISOLONE ACETATE	1 (0.2%)	0	0
COUGH AND COLD PREPARATIONS			
Total number of patients with at least one treatment	119 (18.8%)	101 (16.0%)	99 (15.8%)
Total number of treatments	215	159	194
SODIUM CHLORIDE	42 (6.6%)	25 (4.0%)	26 (4.1%)
GUAIFENESIN	12 (1.9%)	12 (1.9%)	10 (1.6%)
BENZONATATE	8 (1.3%)	11 (1.7%)	6 (1.0%)
ACETYLCYSTEINE	4 (0.6%)	11 (1.7%)	9 (1.4%)
HYDROCODONE	8 (1.3%)	4 (0.6%)	10 (1.6%)

AMBROXOL HYDROCHLORIDE	8 (1.3%)	2 (0.3%)	3 (0.5%)
ZINC	4 (0.6%)	3 (0.5%)	6 (1.0%)
ERDOSTEINE	2 (0.3%)	4 (0.6%)	5 (0.8%)
COUGH AND COLD PREPARATIONS	4 (0.6%)	4 (0.6%)	2 (0.3%)
ELECTROLYTES NOS	4 (0.6%)	5 (0.8%)	1 (0.2%)
CARBOCISTEINE	4 (0.6%)	2 (0.3%)	3 (0.5%)
DEXTROMETHORPHAN HYDROBROMIDE	4 (0.6%)	1 (0.2%)	3 (0.5%)
DEXTROMETHORPHAN HYDROBROMIDE;GUAIFENESIN	1 (0.2%)	4 (0.6%)	3 (0.5%)
AMBROXOL	2 (0.3%)	4 (0.6%)	1 (0.2%)
BROMHEXINE HYDROCHLORIDE	2 (0.3%)	3 (0.5%)	2 (0.3%)
CODEINE	3 (0.5%)	1 (0.2%)	2 (0.3%)
GENTIANA LUTEA ROOT;PRIMULA SPP. FLOWER;RUMEX SPP. HERB;SAMBUCUS NIGRA FLOWER;VERBENA OFFICINALIS HERB	3 (0.5%)	2 (0.3%)	1 (0.2%)
MANNITOL	4 (0.6%)	0	2 (0.3%)
OTHER COUGH SUPPRESSANTS AND EXPECTORANTS	2 (0.3%)	2 (0.3%)	2 (0.3%)
CODEINE PHOSPHATE	1 (0.2%)	1 (0.2%)	2 (0.3%)
CODEINE PHOSPHATE;GUAIFENESIN	1 (0.2%)	2 (0.3%)	1 (0.2%)
MENTHOL	2 (0.3%)	2 (0.3%)	0
BUTAMIRATE CITRATE	1 (0.2%)	0	2 (0.3%)
CHLORPHENAMINE MALEATE;PARACETAMOL;PHENYLEPHRINE HYDROCHLORIDE	1 (0.2%)	2 (0.3%)	0
LEVODROPROPIZINE	2 (0.3%)	1 (0.2%)	0
LINUM USITATISSIMUM SEED OIL	1 (0.2%)	1 (0.2%)	1 (0.2%)
OLEA EUROPAEA LEAF	1 (0.2%)	0	2 (0.3%)
OTHER COLD PREPARATIONS	1 (0.2%)	2 (0.3%)	0
QUININE SULFATE	0	0	3 (0.5%)
CLOPERASTINE	0	1 (0.2%)	1 (0.2%)
CODEINE PHOSPHATE;SULFOGAIACOL	1 (0.2%)	0	1 (0.2%)
CODEINE PHOSPHATE;TERPIN	2 (0.3%)	0	0
CODEINE;GUAIFENESIN	0	1 (0.2%)	1 (0.2%)
DEXTROMETHORPHAN	1 (0.2%)	0	1 (0.2%)
DEXTROMETHORPHAN HYDROBROMIDE MONOHYDRATE	0	1 (0.2%)	1 (0.2%)
DEXTROMETHORPHAN HYDROBROMIDE;GUAIFENESIN;PHENYLEPHRINE	2 (0.3%)	0	0
DEXTROMETHORPHAN HYDROBROMIDE;LYSOZYME CHLORIDE;POTASSIUM CRESOLSULFONATE	1 (0.2%)	1 (0.2%)	0
DIHYDROCODEINE BITARTRATE	1 (0.2%)	0	1 (0.2%)
GUAIFENESIN;PSEUDOEPHEDRINE HYDROCHLORIDE	2 (0.3%)	0	0
HEDERA HELIX	0	2 (0.3%)	0
HEDERA HELIX EXTRACT	1 (0.2%)	1 (0.2%)	0
PHOLCODINE	1 (0.2%)	0	1 (0.2%)
SALVIA OFFICINALIS	1 (0.2%)	1 (0.2%)	0
ACETYLCYSTEINE;ASCORBIC ACID	1 (0.2%)	0	0
ACHILLEA MILLEFOLIUM	0	1 (0.2%)	0
ACONITUM NAPELLUS TINCTURE;CODEINE PHOSPHATE;SAPONARIA OFFICINALIS;THYMUS VULGARIS EXTRACT	0	1 (0.2%)	0
ALTHAEA OFFICINALIS EXTRACT	1 (0.2%)	0	0
AMBROXOL HYDROCHLORIDE;SALBUTAMOL SULFATE	1 (0.2%)	0	0
AMMONIUM BICARBONATE;CEPHAELIS SPP. TINCTURE	0	0	1 (0.2%)
AMMONIUM CHLORIDE;CHLOROFORM;DIPHENHYDRAMINE HYDROCHLORIDE;MENTHOL;SODIUM CITRATE	0	0	1 (0.2%)
AMMONIUM CHLORIDE;DEXTROMETHORPHAN HYDROBROMIDE;SODIUM CITRATE	0	1 (0.2%)	0
ANDROGRAPHIS PANICULATA LEAF;BETA GLUCAN;GENTIANA SPP. ROOT;GLYCYRRHIZA GLABRA ROOT;SAMBUCUS NIGRA FLOWER;VERBASCUM SPP. FLOWER;VERBENA OFFICINALIS HERB	1 (0.2%)	0	0
ASARUM SPP. ROOT;CINNAMOMUM CASSIA BARK;EPHEDRA SPP. HERB;GLYCYRRHIZA SPP. ROOT;PAEONIA LACTIFLORA ROOT;PINELLIA TERNATA TUBER;SCHISANDRA CHINENSIS FRUIT;ZINGIBER OFFICINALE RHIZOME	0	1 (0.2%)	0
BETA VULGARIS	0	0	1 (0.2%)
BROMHEXINE HYDROCHLORIDE;CAFFEINE;CARBINOXAMINE MALEATE;DIHYDROCODEINE BITARTRATE;LYSOZYME HYDROCHLORIDE;METHYLEPHEDRINE HYDROCHLORIDE-DL;NOSCAPINE;PARACETAMOL;RIBOFLAVIN;SULBUTIAMINE	1 (0.2%)	0	0
BROMPHENIRAMINE MALEATE;CAFFEINE;PARACETAMOL	0	0	1 (0.2%)
CAFFEINE;CHLORPHENAMINE MALEATE;PARACETAMOL;SALICYLAMIDE	0	0	1 (0.2%)
CAFFEINE;PARACETAMOL;PHENYLEPHRINE HYDROCHLORIDE	0	0	1 (0.2%)
CAMPHOR	1 (0.2%)	0	0
CAMPHOR;EUCALYPTUS GLOBULUS OIL;MENTHOL	0	1 (0.2%)	0
CETRARIA ISLANDICA EXTRACT	0	0	1 (0.2%)
CETRARIA ISLANDICA;EUCALYPTUS GLOBULUS;FOENICULUM VULGARE;ILLICIUM VERUM;PIMPINELLA ANISUM;SAPONARIA OFFICINALIS;THYMUS VULGARIS EXTRACT;TUSSILAGO FARFARA	0	1 (0.2%)	0
CHLORPHENAMINE MALEATE;DEXTROMETHORPHAN HYDROBROMIDE	0	0	1 (0.2%)
CHLORPHENAMINE MALEATE;DIHYDROCODEINE PHOSPHATE;METHYLEPHEDRINE HYDROCHLORIDE-DL	0	0	1 (0.2%)
CHLORPHENAMINE MALEATE;PARACETAMOL;PHENYLEPHRINE BITARTRATE	0	0	1 (0.2%)
CHLORPHENAMINE;CODEINE;PHENYLEPHRINE	1 (0.2%)	0	0
CODEINE HYDROCHLORIDE;EPHEDRINE HYDROCHLORIDE	0	0	1 (0.2%)
CODEINE PHOSPHATE;DRIMIA MARITIMA;EUPHORBIA HIRTA;GUAREA GUIDONIA;POLYGALA SENEGA	1 (0.2%)	0	0
CODEINE PHOSPHATE;GUAIFENESIN;PHENIRAMINE MALEATE	0	0	1 (0.2%)
CODEINE PHOSPHATE;PROMETHAZINE HYDROCHLORIDE	1 (0.2%)	0	0
CODEINE RESINATE;PHENYLTOLOXAMINE RESIN COMPLEX	0	0	1 (0.2%)
CYSTEINE;GLYCINE;GLYCYRRHIZIC ACID, AMMONIUM SALT	0	0	1 (0.2%)
DEQUALINIUM CHLORIDE;NOSCAPINE	1 (0.2%)	0	0
DEXTROMETHORPHAN HYDROBROMIDE;DOXYLAMINE SUCCINATE	0	1 (0.2%)	0
DEXTROMETHORPHAN HYDROBROMIDE;LYSOZYME;POTASSIUM CRESOLSULFONATE	1 (0.2%)	0	0
DEXTROMETHORPHAN;GUAIFENESIN	0	1 (0.2%)	0
DIHYDROCODEINE	0	1 (0.2%)	0
DIMEMORFAN PHOSPHATE	1 (0.2%)	0	0
DIPHENHYDRAMINE HYDROCHLORIDE;DROPROPIZINE;PARACETAMOL;PSEUDOEPHEDRINE HYDROCHLORIDE	0	1 (0.2%)	0
DROTEBANOL	0	0	1 (0.2%)
EPRAZINONE HYDROCHLORIDE	0	0	1 (0.2%)
ESSENTIAL OILS NOS	0	0	1 (0.2%)
EXPECTORANTS	0	0	1 (0.2%)
FOENICULUM VULGARE	1 (0.2%)	0	0

FUDOSTEINE	1 (0.2%)	0	0
GLYCYRRHIZA GLABRA EXTRACT	0	1 (0.2%)	0
GLYCYRRHIZA GLABRA EXTRACT;PAPAVER SOMNIFERUM;PIMPINELLA ANISUM OIL	0	0	1 (0.2%)
GLYCYRRHIZA GLABRA ROOT	0	0	1 (0.2%)
GUAIFENESIN;HYDROCODONE BITARTRATE	0	0	1 (0.2%)
HERBAL EXPECTORANTS AND EMOLLIENTS	0	0	1 (0.2%)
HOMATROPINE METHYLBROMIDE;HYDROCODONE BITARTRATE	0	1 (0.2%)	0
L-CARBOCISTEINE	0	1 (0.2%)	0
LINUM USITATISSIMUM SEED	1 (0.2%)	0	0
MIKANIA GLOMERATA	0	1 (0.2%)	0
MYRTOL	0	1 (0.2%)	0
OPIUM ALKALOIDS AND DERIVATIVES	0	1 (0.2%)	0
OPIUM DERIVATIVES AND EXPECTORANTS	0	0	1 (0.2%)
OXOLAMINE PHOSPHATE	0	0	1 (0.2%)
PENTOXYVERINE CITRATE	1 (0.2%)	0	0
POLYGALA SENEGA	0	1 (0.2%)	0
PRENOXDIAZIN HYDROCHLORIDE	0	0	1 (0.2%)
QUININE	1 (0.2%)	0	0
SAMBUCUS NIGRA	1 (0.2%)	0	0
SOBREROL	1 (0.2%)	0	0
SODIUM CITRATE	0	0	1 (0.2%)
TIPEPIDINE HIBENZATE	1 (0.2%)	0	0
TRIGONELLA FOENUM-GRAECUM	1 (0.2%)	0	0
ZINC GLUCONATE	0	0	1 (0.2%)
DIAGNOSTIC AGENTS			
Total number of patients with at least one treatment	37 (5.9%)	45 (7.1%)	32 (5.1%)
Total number of treatments	46	61	50
GLUCOSE	15 (2.4%)	16 (2.5%)	13 (2.1%)
FOLIC ACID	11 (1.7%)	21 (3.3%)	11 (1.8%)
MAGNESIUM SULFATE	5 (0.8%)	6 (0.9%)	6 (1.0%)
MANNITOL	4 (0.6%)	0	2 (0.3%)
FLUORESCEIN	2 (0.3%)	1 (0.2%)	1 (0.2%)
FLUORESCEIN SODIUM	1 (0.2%)	1 (0.2%)	2 (0.3%)
ALLERGENS NOS	0	0	1 (0.2%)
TERIPARATIDE	0	1 (0.2%)	0
DIAGNOSTIC RADIOPHARMACEUTICALS			
Total number of patients with at least one treatment	0	1 (0.2%)	0
TECHNETIUM (99M TC) SESTAMIBI	0	1 (0.2%)	0
Total number of treatments	0	1	0
DIGESTIVES, INCL. ENZYMES			
Total number of patients with at least one treatment	9 (1.4%)	14 (2.2%)	15 (2.4%)
Total number of treatments	11	14	15
SILYBUM MARIANUM	6 (0.9%)	3 (0.5%)	6 (1.0%)
PANCREATIN	1 (0.2%)	5 (0.8%)	2 (0.3%)
MONASCUS PURPUREUS	0	0	3 (0.5%)
AZULENE SODIUM SULFONATE;LEVOGLUTAMIDE	0	1 (0.2%)	1 (0.2%)
ENZYME PREPARATIONS	0	2 (0.3%)	0
ENZYMES NOS	1 (0.2%)	0	1 (0.2%)
ACHILLEA MILLEFOLIUM	0	1 (0.2%)	0
ALPHA-AMYLASE SWINE PANCREAS;CELLULASE;LIPASE;PROTEASE NOS	0	1 (0.2%)	0
BIODIASTASE 1000;LIPASE;NEWLASE	0	1 (0.2%)	0
BIODIASTASE 2000	1 (0.2%)	0	0
LIPASE	1 (0.2%)	0	0
PANCREATIN;SIMETICONE	0	0	1 (0.2%)
PANCRELIPASE	0	0	1 (0.2%)
PROZYME	1 (0.2%)	0	0
DIURETICS			
Total number of patients with at least one treatment	222 (35.1%)	191 (30.2%)	197 (31.4%)
Total number of treatments	354	299	322
FUROSEMIDE	118 (18.7%)	92 (14.6%)	92 (14.7%)
HYDROCHLOROTHIAZIDE	54 (8.5%)	46 (7.3%)	61 (9.7%)
SPIRONOLACTONE	31 (4.9%)	37 (5.9%)	34 (5.4%)
TORASEMIDE	29 (4.6%)	26 (4.1%)	26 (4.1%)
INDAPAMIDE	26 (4.1%)	17 (2.7%)	23 (3.7%)
BUMETANIDE	9 (1.4%)	11 (1.7%)	10 (1.6%)
CHLORTALIDONE	5 (0.8%)	8 (1.3%)	9 (1.4%)
METOLAZONE	7 (1.1%)	5 (0.8%)	6 (1.0%)
EPLERENONE	4 (0.6%)	4 (0.6%)	5 (0.8%)
AMILORIDE HYDROCHLORIDE;HYDROCHLOROTHIAZIDE	2 (0.3%)	4 (0.6%)	2 (0.3%)
ISOSORBIDE	3 (0.5%)	2 (0.3%)	3 (0.5%)
ACETAZOLAMIDE	4 (0.6%)	2 (0.3%)	1 (0.2%)
HYDROCHLOROTHIAZIDE;TRIAMTERENE	3 (0.5%)	2 (0.3%)	1 (0.2%)
AZOSEMIDE	0	1 (0.2%)	1 (0.2%)
BENDROFLUMETHIAZIDE	1 (0.2%)	0	1 (0.2%)
BENDROFLUMETHIAZIDE;POTASSIUM CHLORIDE	1 (0.2%)	1 (0.2%)	0
CLOPAMIDE	1 (0.2%)	0	1 (0.2%)
TRIAMTERENE	0	2 (0.3%)	0
TRICHLORMETHIAZIDE	2 (0.3%)	0	0

AGROPYRON SPP.;ALLIUM CEPA;BETULA SPP. LEAF;EQUISETUM SPP. HERB;LEVISTICUM OFFICINALE ROOT;PETROSELINUM CRISPUM ROOT;POLYGONUM AVICULARE HERB;SOLIDAGO SPP. HERB;TRIGONELLA FOENUM-GRAECUM SEED	0	1 (0.2%)	0
ALISMA ORIENTALE TUBER;ATRACTYLODES SPP. RHIZOME;CINNAMOMUM CASSIA BARK;POLYPORUS UMBELLATUS SCLEROTIUM;PORIA COCOS SCLEROTIUM	1 (0.2%)	0	0
AMILORIDE	1 (0.2%)	0	0
BETULA SPP. LEAF;IRON;LESPEDEZA CAPITATA HERB;VACCINIUM HIRTUM FRUIT;VITAMIN E NOS	0	1 (0.2%)	0
CHLOROTHIAZIDE	0	1 (0.2%)	0
OTHER DIURETICS	0	0	1 (0.2%)
SAMBUCUS NIGRA	1 (0.2%)	0	0
TOLVAPTAN	0	0	1 (0.2%)
WITHANIA SOMNIFERA	0	1 (0.2%)	0
DRUGS FOR ACID RELATED DISORDERS			
Total number of patients with at least one treatment	190 (30.1%)	174 (27.5%)	186 (29.7%)
Total number of treatments	250	254	271
OMEPRAZOLE	51 (8.1%)	55 (8.7%)	47 (7.5%)
PANTOPRAZOLE	41 (6.5%)	27 (4.3%)	37 (5.9%)
PANTOPRAZOLE SODIUM SESQUIHYDRATE	30 (4.7%)	33 (5.2%)	25 (4.0%)
FAMOTIDINE	18 (2.8%)	18 (2.8%)	20 (3.2%)
ESOMEPRAZOLE	13 (2.1%)	16 (2.5%)	12 (1.9%)
MAGNESIUM OXIDE	10 (1.6%)	9 (1.4%)	12 (1.9%)
LANSOPRAZOLE	4 (0.6%)	12 (1.9%)	12 (1.9%)
SODIUM BICARBONATE	11 (1.7%)	6 (0.9%)	11 (1.8%)
CALCIUM CARBONATE	9 (1.4%)	6 (0.9%)	12 (1.9%)
RANITIDINE	7 (1.1%)	7 (1.1%)	13 (2.1%)
MAGNESIUM HYDROXIDE	4 (0.6%)	7 (1.1%)	6 (1.0%)
RANITIDINE HYDROCHLORIDE	7 (1.1%)	5 (0.8%)	2 (0.3%)
ESOMEPRAZOLE MAGNESIUM	6 (0.9%)	5 (0.8%)	2 (0.3%)
REBAMIPIDE	4 (0.6%)	3 (0.5%)	4 (0.6%)
RABEPRAZOLE SODIUM	2 (0.3%)	2 (0.3%)	3 (0.5%)
SUCRALFATE	1 (0.2%)	2 (0.3%)	4 (0.6%)
BISMUTH SUBSALICYLATE	2 (0.3%)	2 (0.3%)	2 (0.3%)
ANTACIDS, OTHER COMBINATIONS	1 (0.2%)	2 (0.3%)	2 (0.3%)
CIMETIDINE	1 (0.2%)	2 (0.3%)	2 (0.3%)
VONOPRAZAN FUMARATE	2 (0.3%)	0	3 (0.5%)
ALUMINIUM HYDROXIDE;MAGNESIUM HYDROXIDE;SIMETICONE	0	1 (0.2%)	3 (0.5%)
DEXLANSOPRAZOLE	1 (0.2%)	1 (0.2%)	1 (0.2%)
ALDIOXA	1 (0.2%)	0	1 (0.2%)
AMOXICILLIN TRIHYDRATE;CLARITHROMYCIN;VONOPRAZAN FUMARATE	2 (0.3%)	0	0
ANTACIDS	0	0	2 (0.3%)
AZULENE SODIUM SULFONATE;LEVOGLUTAMIDE	0	1 (0.2%)	1 (0.2%)
ESOMEPRAZOLE MAGNESIUM DIHYDRATE	1 (0.2%)	0	1 (0.2%)
MAGALDRATE;SIMETICONE	0	1 (0.2%)	1 (0.2%)
NIZATIDINE	2 (0.3%)	0	0
RABEPRAZOLE	1 (0.2%)	0	1 (0.2%)
RANITIDINE HYDROCHLORIDE;SUCRALFATE;TRIPOTASSIUM DICITRATOBISMUTHATE	1 (0.2%)	1 (0.2%)	0
TEPRENONE	1 (0.2%)	0	1 (0.2%)
ALMAGATE	0	1 (0.2%)	0
ALUMINIUM HYDROXIDE	0	1 (0.2%)	0
ALUMINIUM HYDROXIDE GEL, DRIED;CALCIUM CARBONATE;LIPASE;MAGNESIUM CARBONATE;SODIUM BICARBONATE	0	0	1 (0.2%)
ALUMINIUM HYDROXIDE;CALCIUM CARBONATE;MAGNESIUM CARBONATE;OXETACAINE	1 (0.2%)	0	0
ALUMINIUM HYDROXIDE;CALCIUM CARBONATE;MAGNESIUM HYDROXIDE	0	0	1 (0.2%)
ALUMINIUM HYDROXIDE;DIMETICONE;MAGNESIUM HYDROXIDE	0	1 (0.2%)	0
ALUMINIUM HYDROXIDE;HOMATROPINE METHYLBROMIDE	0	1 (0.2%)	0
ALUMINIUM OXIDE;MAGNESIUM HYDROXIDE;SIMETICONE	0	0	1 (0.2%)
ALUMINIUM SILICATE	0	1 (0.2%)	0
ALUMINIUM SULFATE;CALCIUM ACETATE	1 (0.2%)	0	0
ARTEMISIA ARGYI	0	1 (0.2%)	0
ARTEMISIA ARGYI LEAF	1 (0.2%)	0	0
BIODIASTASE 2000;HUMULUS LUPULUS;HYDROTALCITE;MAGNESIUM ALUMINUM SILICATE;SCOPOLIA SPP.;SODIUM BICARBONATE;SWERTIA SPP. HERB;VITAMIN U	1 (0.2%)	0	0
BRASSICA OLERACEA	1 (0.2%)	0	0
GI COCKTAIL	1 (0.2%)	0	0
GLYCYRRHIZA GLABRA EXTRACT	0	1 (0.2%)	0
GLYCYRRHIZA GLABRA ROOT	0	0	1 (0.2%)
MAGNESIUM CARBONATE	1 (0.2%)	0	0
OMEPRAZOLE;SODIUM BICARBONATE	0	1 (0.2%)	0
POLAPREZINC	0	1 (0.2%)	0
POTASSIUM BICARBONATE;SODIUM ALGINATE	0	0	1 (0.2%)
POTASSIUM CITRATE;SODIUM CITRATE	0	0	1 (0.2%)
ROXATIDINE ACETATE HYDROCHLORIDE	1 (0.2%)	0	0
SODIUM CITRATE	0	0	1 (0.2%)
SODIUM GUALENATE HYDRATE	0	1 (0.2%)	0
SULGLICOTIDE	0	1 (0.2%)	0
DRUGS FOR CONSTIPATION			
Total number of patients with at least one treatment	88 (13.9%)	73 (11.6%)	85 (13.6%)
Total number of treatments	164	141	168
SODIUM CHLORIDE	42 (6.6%)	25 (4.0%)	26 (4.1%)
DOCUSATE SODIUM	10 (1.6%)	6 (0.9%)	16 (2.6%)
MAGNESIUM OXIDE	10 (1.6%)	9 (1.4%)	12 (1.9%)
LACTULOSE	6 (0.9%)	6 (0.9%)	8 (1.3%)
SENNOSIDE A+B	4 (0.6%)	7 (1.1%)	7 (1.1%)

MAGNESIUM HYDROXIDE	4 (0.6%)	7 (1.1%)	6 (1.0%)
MAGNESIUM SULFATE	5 (0.8%)	6 (0.9%)	6 (1.0%)
DOCUSATE	2 (0.3%)	9 (1.4%)	4 (0.6%)
MACROGOL	4 (0.6%)	6 (0.9%)	5 (0.8%)
MACROGOL 3350	6 (0.9%)	3 (0.5%)	6 (1.0%)
BISACODYL	6 (0.9%)	4 (0.6%)	2 (0.3%)
SENNA SPP.	2 (0.3%)	6 (0.9%)	1 (0.2%)
CONTACT LAXATIVES	2 (0.3%)	1 (0.2%)	5 (0.8%)
DOCUSATE SODIUM;SENNOSIDE A+B	2 (0.3%)	4 (0.6%)	2 (0.3%)
PLANTAGO OVATA	4 (0.6%)	1 (0.2%)	2 (0.3%)
MANNITOL	4 (0.6%)	0	2 (0.3%)
MAGNESIUM CITRATE	2 (0.3%)	1 (0.2%)	2 (0.3%)
DOCUSATE;SENNA ALEXANDRINA	1 (0.2%)	2 (0.3%)	1 (0.2%)
MAGNESIUM CARBONATE;MAGNESIUM OXIDE	3 (0.5%)	1 (0.2%)	0
SODIUM PICOSULFATE	3 (0.5%)	0	1 (0.2%)
LINUM USITATISSIMUM SEED OIL	1 (0.2%)	1 (0.2%)	1 (0.2%)
MACROGOL 3350;POTASSIUM CHLORIDE;SODIUM BICARBONATE;SODIUM CHLORIDE	1 (0.2%)	1 (0.2%)	1 (0.2%)
SODIUM PHOSPHATE	0	1 (0.2%)	2 (0.3%)
ALOE VERA	0	1 (0.2%)	1 (0.2%)
ANGELICA ACUTILOBA ROOT;ATRACTYLODES SPP. RHIZOME;CALCIUM SULFATE;CNIDIUM OFFICINALE RHIZOME;EPHEDRA SPP. HERB;FORSYTHIA SPP. FRUIT;GARDENIA JASMINOIDES FRUIT;GLYCYRRHIZA SPP. ROOT;MENTHA CANADENSIS HERB;PAEONIA LACTIFLORA ROOT;PLATYCODON GRANDIFLORUS ROOT;RHEUM SPP. RHIZOME;SAPOSHNIKOVIA DIVARICATA ROOT;SCHIZONEPETA TENUIFOLIA SPIKE;SCUTELLARIA BAICALENSIS ROOT;SODIUM SULFATE;	0	1 (0.2%)	1 (0.2%)
MORINDA CITRIFOLIA	0	0	2 (0.3%)
NALOXONE	1 (0.2%)	0	1 (0.2%)
PARAFFIN	0	2 (0.3%)	0
PLANTAGO SPP.	1 (0.2%)	0	1 (0.2%)
AKEBIA SPP. STEM;ANGELICA ACUTILOBA ROOT;BIANCAEA SAPPAN HEARTWOOD;CARTHAMUS TINCTORIUS FLOWER;CITRUS AURANTIUM PEEL;CITRUS SPP. UNRIPE FRUIT;GLYCYRRHIZA SPP. ROOT;MAGNOLIA SPP. BARK;RHEUM SPP. RHIZOME;SODIUM SULFATE ANHYDROUS	0	1 (0.2%)	0
CASANTHRANOL;DOCUSATE SODIUM	0	0	1 (0.2%)
CYAMOPSIS TETRAGONOLOBA GUM	0	0	1 (0.2%)
DOCUSATE SODIUM;SENNA ALEXANDRINA	1 (0.2%)	0	0
ENEMAS	0	1 (0.2%)	0
FIBRE, DIETARY	1 (0.2%)	0	0
GARCINIA GUMMI-GUTTA	0	1 (0.2%)	0
GLYCEROL;POLYSORBATE 80;SODIUM CITRATE;SORBITOL	0	1 (0.2%)	0
LACTITOL	0	1 (0.2%)	0
LINUM USITATISSIMUM SEED	1 (0.2%)	0	0
LUBIPROSTONE	0	1 (0.2%)	0
MAGNESIUM CARBONATE	1 (0.2%)	0	0
METHYLNALTREXONE	1 (0.2%)	0	0
NALOXEGOL OXALATE	0	0	1 (0.2%)
NALOXONE HYDROCHLORIDE	1 (0.2%)	0	0
OTHER DRUGS FOR CONSTIPATION	0	1 (0.2%)	0
PLANTAGO PSYLLIUM	0	1 (0.2%)	0
POLYCARBOPHIL CALCIUM	0	1 (0.2%)	0
POTASSIUM CHLORIDE;SODIUM BICARBONATE;SODIUM CHLORIDE;SODIUM SULFATE	0	0	1 (0.2%)
POTASSIUM PHOSPHATE DIBASIC;POTASSIUM PHOSPHATE MONOBASIC	0	0	1 (0.2%)
SAMBUCUS NIGRA	1 (0.2%)	0	0
SENNA SPP. EXTRACT	0	1 (0.2%)	0
SENNOSIDE A+B CALCIUM	1 (0.2%)	0	0
SODIUM BICARBONATE;SODIUM PHOSPHATE MONOBASIC (ANHYDROUS)	1 (0.2%)	0	0
SODIUM CITRATE ACID;SODIUM LAURYL SULFATE	0	1 (0.2%)	0
SODIUM PHOSPHATE DIBASIC;SODIUM PHOSPHATE MONOBASIC	1 (0.2%)	0	0
TEGASEROD MALEATE	0	1 (0.2%)	0
DRUGS FOR FUNCTIONAL GASTROINTESTINAL DISORDERS			
Total number of patients with at least one treatment	49 (7.8%)	52 (8.2%)	45 (7.2%)
Total number of treatments	70	86	55
METOCLOPRAMIDE HYDROCHLORIDE	10 (1.6%)	11 (1.7%)	10 (1.6%)
METOCLOPRAMIDE	7 (1.1%)	7 (1.1%)	8 (1.3%)
CURCUMA LONGA	6 (0.9%)	8 (1.3%)	4 (0.6%)
SIMETICONE	5 (0.8%)	4 (0.6%)	2 (0.3%)
ATROPINE	4 (0.6%)	4 (0.6%)	0
DIMETICONE	3 (0.5%)	2 (0.3%)	1 (0.2%)
DOMPERIDONE	1 (0.2%)	2 (0.3%)	2 (0.3%)
DROTAVERINE HYDROCHLORIDE	2 (0.3%)	1 (0.2%)	2 (0.3%)
HYOSCINE BUTYLBROMIDE	0	2 (0.3%)	3 (0.5%)
ITOPRIDE HYDROCHLORIDE	2 (0.3%)	2 (0.3%)	1 (0.2%)
MOSAPRIDE CITRATE	4 (0.6%)	0	1 (0.2%)
TRIMEBUTINE MALEATE	0	1 (0.2%)	4 (0.6%)
DICYCLOVERINE	2 (0.3%)	0	2 (0.3%)
HYOSCINE	1 (0.2%)	1 (0.2%)	2 (0.3%)
GLYCOPYRRONIUM BROMIDE	0	2 (0.3%)	1 (0.2%)
ATROPINE SULFATE	0	1 (0.2%)	1 (0.2%)
CINNAMOMUM VERUM BARK	1 (0.2%)	1 (0.2%)	0
CORYDALIS YANHUSUO TUBER;IPOMOEA NIL SEED	0	2 (0.3%)	0
OTHER DRUGS FOR FUNCTIONAL GASTROINTESTINAL DISORDERS	1 (0.2%)	1 (0.2%)	0
PINAVERIUM BROMIDE	0	2 (0.3%)	0
SALVIA OFFICINALIS	1 (0.2%)	1 (0.2%)	0
TRIMEBUTINE	0	2 (0.3%)	0
TROSPIUM CHLORIDE	0	1 (0.2%)	1 (0.2%)

ACHILLEA MILLEFOLIUM	0	1 (0.2%)	0
ALUMINIUM HYDROXIDE;HOMATROPINE METHYLBROMIDE	0	1 (0.2%)	0
CICLONIUM BROMIDE;CODEINE PHOSPHATE;PARACETAMOL	1 (0.2%)	0	0
CINNAMOMUM VERUM	0	1 (0.2%)	0
DEXPANTHENOL	0	0	1 (0.2%)
DROTAVERINE	0	0	1 (0.2%)
FENPIVERINIUM BROMIDE;METAMIZOLE SODIUM;PITOFENONE HYDROCHLORIDE	1 (0.2%)	0	0
FOENICULUM VULGARE	1 (0.2%)	0	0
GLYCYRRHIZA GLABRA ROOT	0	0	1 (0.2%)
HYOSCINE BUTYLBROMIDE;METAMIZOLE SODIUM	0	1 (0.2%)	0
HYOSCYAMINE	0	1 (0.2%)	0
HYOSCYAMINE SULFATE	1 (0.2%)	0	0
MEBEVERINE	0	0	1 (0.2%)
PAPAVERINE HYDROCHLORIDE	1 (0.2%)	0	0
PHLOROGLUCINOL	0	1 (0.2%)	0
PHLOROGLUCINOL;SIMETICONE	1 (0.2%)	0	0
SYZYGIUM AROMATICUM	1 (0.2%)	0	0
TIROPRAMIDE HYDROCHLORIDE	0	1 (0.2%)	0
DRUGS FOR OBSTRUCTIVE AIRWAY DISEASES			
Total number of patients with at least one treatment	96 (15.2%)	100 (15.8%)	94 (15.0%)
Total number of treatments	197	181	153
SALBUTAMOL	23 (3.6%)	22 (3.5%)	21 (3.3%)
DEXAMETHASONE	16 (2.5%)	16 (2.5%)	8 (1.3%)
FLUTICASONE PROPIONATE	15 (2.4%)	15 (2.4%)	9 (1.4%)
SALBUTAMOL SULFATE	10 (1.6%)	10 (1.6%)	13 (2.1%)
MONTELUKAST SODIUM	10 (1.6%)	8 (1.3%)	7 (1.1%)
FLUTICASONE	7 (1.1%)	7 (1.1%)	5 (0.8%)
MONTELUKAST	1 (0.2%)	7 (1.1%)	8 (1.3%)
EPINEPHRINE	3 (0.5%)	5 (0.8%)	6 (1.0%)
FLUTICASONE PROPIONATE;SALMETEROL XINAFOATE	3 (0.5%)	4 (0.6%)	7 (1.1%)
IPRATROPIUM BROMIDE	6 (0.9%)	5 (0.8%)	3 (0.5%)
TRIAMCINOLONE ACETONIDE	3 (0.5%)	7 (1.1%)	4 (0.6%)
BUDESONIDE;FORMOTEROL FUMARATE	6 (0.9%)	4 (0.6%)	2 (0.3%)
TRIAMCINOLONE	6 (0.9%)	4 (0.6%)	2 (0.3%)
FLUTICASONE FUROATE;VILANTEROL TRIFENATATE	4 (0.6%)	3 (0.5%)	4 (0.6%)
MOMETASONE FUROATE	5 (0.8%)	2 (0.3%)	3 (0.5%)
IPRATROPIUM BROMIDE;SALBUTAMOL SULFATE	5 (0.8%)	1 (0.2%)	3 (0.5%)
BUDESONIDE	2 (0.3%)	4 (0.6%)	2 (0.3%)
DEXAMETHASONE SODIUM PHOSPHATE	3 (0.5%)	4 (0.6%)	1 (0.2%)
FLUTICASONE FUROATE	3 (0.5%)	0	4 (0.6%)
MOMETASONE	1 (0.2%)	2 (0.3%)	4 (0.6%)
THEOPHYLLINE	3 (0.5%)	2 (0.3%)	2 (0.3%)
BECLOMETASONE DIPROPIONATE;FORMOTEROL FUMARATE	2 (0.3%)	4 (0.6%)	0
IPRATROPIUM;SALBUTAMOL	3 (0.5%)	0	3 (0.5%)
TIOTROPIUM BROMIDE MONOHYDRATE	1 (0.2%)	2 (0.3%)	3 (0.5%)
FENOTEROL HYDROBROMIDE;IPRATROPIUM BROMIDE	3 (0.5%)	2 (0.3%)	0
BETAMETHASONE	1 (0.2%)	2 (0.3%)	1 (0.2%)
FLUTICASONE;VILANTEROL	2 (0.3%)	0	2 (0.3%)
BECLOMETASONE DIPROPIONATE	0	2 (0.3%)	1 (0.2%)
FORMOTEROL FUMARATE;MOMETASONE FUROATE	2 (0.3%)	0	1 (0.2%)
GLYCOPYRRONIUM BROMIDE	0	2 (0.3%)	1 (0.2%)
IPRATROPIUM	1 (0.2%)	1 (0.2%)	1 (0.2%)
PROCATEROL HYDROCHLORIDE	1 (0.2%)	0	2 (0.3%)
TERBUTALINE SULFATE	1 (0.2%)	1 (0.2%)	1 (0.2%)
UMECLIDINIUM BROMIDE;VILANTEROL TRIFENATATE	1 (0.2%)	0	2 (0.3%)
BECLOMETASONE	0	2 (0.3%)	0
BECLOMETASONE DIPROPIONATE;FORMOTEROL FUMARATE;GLYCOPYRRONIUM BROMIDE	1 (0.2%)	0	1 (0.2%)
EPHEDRINE HYDROCHLORIDE	1 (0.2%)	0	1 (0.2%)
ETOFYLLINE;THEOPHYLLINE	0	1 (0.2%)	1 (0.2%)
FLUTICASONE;SALMETEROL	1 (0.2%)	1 (0.2%)	0
ISOPRENALINE	2 (0.3%)	0	0
METHYLEPHEDRINE HYDROCHLORIDE-DL	0	2 (0.3%)	0
TIOTROPIUM BROMIDE	1 (0.2%)	0	1 (0.2%)
ACLIDINIUM BROMIDE	0	1 (0.2%)	0
AMBROXOL ACEFYLLINATE	1 (0.2%)	0	0
AMBROXOL HYDROCHLORIDE;SALBUTAMOL SULFATE	1 (0.2%)	0	0
AMINOPHYLLINE	1 (0.2%)	0	0
ARTEMISIA ARGYI	0	1 (0.2%)	0
ARTEMISIA ARGYI LEAF	1 (0.2%)	0	0
ASARUM SPP. ROOT;CINNAMOMUM CASSIA BARK;EPHEDRA SPP. HERB;GLYCYRRHIZA SPP. ROOT;PAEONIA LACTIFLORA ROOT;PINELLIA TERNATA TUBER;SCHISANDRA CHINENSIS FRUIT;ZINGIBER OFFICINALE RHIZOME	0	1 (0.2%)	0
BETAMETHASONE DIPROPIONATE	0	1 (0.2%)	0
BETAMETHASONE VALERATE	1 (0.2%)	0	0
BUDESONIDE;FORMOTEROL	0	1 (0.2%)	0
CORDYCEPS SINENSIS	0	1 (0.2%)	0
CROMOGLICATE SODIUM	1 (0.2%)	0	0
EPHEDRINE	0	1 (0.2%)	0
EPHEDRINE SULFATE	0	0	1 (0.2%)
EPINEPHRINE HYDROCHLORIDE	1 (0.2%)	0	0
FENOTEROL HYDROBROMIDE	1 (0.2%)	0	0
FENOTEROL;IPRATROPIUM BROMIDE	1 (0.2%)	0	0
FLUNISOLIDE	0	1 (0.2%)	0

FLUTICASONE PROPIONATE;SALMETEROL	0	0	1 (0.2%)
FORMOTEROL	0	1 (0.2%)	0
GLYCOPYRRONIUM BROMIDE;INDACATEROL	1 (0.2%)	0	0
GLYCOPYRRONIUM BROMIDE;INDACATEROL MALEATE	0	0	1 (0.2%)
IPRATROPIUM BROMIDE MONOHYDRATE;SALBUTAMOL SULFATE	0	1 (0.2%)	0
MOMETASONE FUROATE MONOHYDRATE	1 (0.2%)	0	0
OLODATEROL;TIOTROPIUM	1 (0.2%)	0	0
ROFLUMILAST	0	1 (0.2%)	0
TERBUTALINE	0	1 (0.2%)	0
UMECLIDINIUM	0	0	1 (0.2%)
UMECLIDINIUM BROMIDE	1 (0.2%)	0	0
DRUGS FOR TREATMENT OF BONE DISEASES			
Total number of patients with at least one treatment	14 (2.2%)	11 (1.7%)	10 (1.6%)
Total number of treatments	14	11	10
ALENDRONATE SODIUM	8 (1.3%)	3 (0.5%)	5 (0.8%)
RISEDRONATE SODIUM	1 (0.2%)	3 (0.5%)	1 (0.2%)
COLLAGEN-HYDROXYAPATIT-COMPLEX	1 (0.2%)	1 (0.2%)	2 (0.3%)
DENOSUMAB	1 (0.2%)	1 (0.2%)	2 (0.3%)
ZOLEDRONIC ACID	2 (0.3%)	0	0
ALENDRONIC ACID	0	1 (0.2%)	0
IBANDRONATE SODIUM	0	1 (0.2%)	0
IBANDRONIC ACID	1 (0.2%)	0	0
ZOLEDRONIC ACID MONOHYDRATE	0	1 (0.2%)	0
DRUGS USED IN DIABETES			
Total number of patients with at least one treatment	626 (99.1%)	630 (99.7%)	622 (99.2%)
Total number of treatments	1790	1799	1747
METFORMIN	235 (37.2%)	251 (39.7%)	236 (37.6%)
INSULIN GLARGINE	175 (27.7%)	186 (29.4%)	189 (30.1%)
METFORMIN HYDROCHLORIDE	136 (21.5%)	157 (24.8%)	147 (23.4%)
INSULIN ASPART	108 (17.1%)	79 (12.5%)	87 (13.9%)
INSULIN LISPRO	91 (14.4%)	82 (13.0%)	81 (12.9%)
GLIMEPIRIDE	56 (8.9%)	77 (12.2%)	66 (10.5%)
EMPAGLIFLOZIN	53 (8.4%)	52 (8.2%)	53 (8.5%)
GLICLAZIDE	42 (6.6%)	50 (7.9%)	56 (8.9%)
GLIPIZIDE	45 (7.1%)	47 (7.4%)	50 (8.0%)
INSULIN HUMAN	43 (6.8%)	52 (8.2%)	47 (7.5%)
INSULIN	49 (7.8%)	44 (7.0%)	45 (7.2%)
INSULIN DETEMIR	42 (6.6%)	35 (5.5%)	39 (6.2%)
INSULIN DEGLUDEC	46 (7.3%)	30 (4.7%)	36 (5.7%)
SITAGLIPTIN PHOSPHATE	36 (5.7%)	40 (6.3%)	33 (5.3%)
INSULIN HUMAN INJECTION, ISOPHANE	38 (6.0%)	32 (5.1%)	36 (5.7%)
DULAGLUTIDE	40 (6.3%)	21 (3.3%)	34 (5.4%)
LINAGLIPTIN	30 (4.7%)	22 (3.5%)	30 (4.8%)
LIRAGLUTIDE	22 (3.5%)	26 (4.1%)	30 (4.8%)
METFORMIN HYDROCHLORIDE;SITAGLIPTIN PHOSPHATE MONOHYDRATE	24 (3.8%)	23 (3.6%)	28 (4.5%)
SEMAGLUTIDE	26 (4.1%)	17 (2.7%)	20 (3.2%)
PIOGLITAZONE	19 (3.0%)	19 (3.0%)	24 (3.8%)
DAPAGLIFLOZIN PROPANEDIOL MONOHYDRATE	16 (2.5%)	25 (4.0%)	20 (3.2%)
GLIBENCLAMIDE	18 (2.8%)	23 (3.6%)	14 (2.2%)
INSULIN ASPART;INSULIN ASPART PROTAMINE (CRYSTALLINE)	17 (2.7%)	22 (3.5%)	13 (2.1%)
INSULIN GLULISINE	20 (3.2%)	11 (1.7%)	19 (3.0%)
CANAGLIFLOZIN	16 (2.5%)	15 (2.4%)	15 (2.4%)
METFORMIN HYDROCHLORIDE;VILDAGLIPTIN	11 (1.7%)	16 (2.5%)	15 (2.4%)
ISOPHANE INSULIN	13 (2.1%)	15 (2.4%)	11 (1.8%)
PIOGLITAZONE HYDROCHLORIDE	8 (1.3%)	19 (3.0%)	12 (1.9%)
INSULIN HUMAN;INSULIN HUMAN INJECTION, ISOPHANE	11 (1.7%)	13 (2.1%)	14 (2.2%)
EMPAGLIFLOZIN;METFORMIN HYDROCHLORIDE	15 (2.4%)	13 (2.1%)	9 (1.4%)
VILDAGLIPTIN	12 (1.9%)	12 (1.9%)	11 (1.8%)
SITAGLIPTIN	10 (1.6%)	12 (1.9%)	8 (1.3%)
REPAGLINIDE	11 (1.7%)	10 (1.6%)	6 (1.0%)
DAPAGLIFLOZIN PROPANEDIOL MONOHYDRATE;METFORMIN HYDROCHLORIDE	7 (1.1%)	7 (1.1%)	9 (1.4%)
DAPAGLIFLOZIN	10 (1.6%)	8 (1.3%)	4 (0.6%)
ACARBOSE	8 (1.3%)	3 (0.5%)	8 (1.3%)
INSULIN DEGLUDEC;LIRAGLUTIDE	9 (1.4%)	7 (1.1%)	3 (0.5%)
INSULIN LISPRO;INSULIN LISPRO PROTAMINE SUSPENSION	9 (1.4%)	5 (0.8%)	3 (0.5%)
EXENATIDE	9 (1.4%)	3 (0.5%)	4 (0.6%)
INSULIN GLARGINE;LIXISENATIDE	3 (0.5%)	4 (0.6%)	4 (0.6%)
SAXAGLIPTIN	2 (0.3%)	3 (0.5%)	6 (1.0%)
EMPAGLIFLOZIN;LINAGLIPTIN	2 (0.3%)	5 (0.8%)	3 (0.5%)
INSULIN ASPART;INSULIN DEGLUDEC	4 (0.6%)	3 (0.5%)	3 (0.5%)
LINAGLIPTIN;METFORMIN HYDROCHLORIDE	7 (1.1%)	2 (0.3%)	0
INSULIN PORCINE	5 (0.8%)	1 (0.2%)	2 (0.3%)
MIGLITOL	3 (0.5%)	3 (0.5%)	2 (0.3%)
TENELIGLIPTIN HYDROBROMIDE	2 (0.3%)	4 (0.6%)	1 (0.2%)
ALOGLIPTIN	4 (0.6%)	2 (0.3%)	0
ALOGLIPTIN BENZOATE	1 (0.2%)	4 (0.6%)	1 (0.2%)
ALOGLIPTIN BENZOATE;METFORMIN HYDROCHLORIDE	1 (0.2%)	5 (0.8%)	0
GLIBENCLAMIDE;METFORMIN	1 (0.2%)	1 (0.2%)	4 (0.6%)
GLIMEPIRIDE;METFORMIN HYDROCHLORIDE	3 (0.5%)	2 (0.3%)	1 (0.2%)
METFORMIN HYDROCHLORIDE;SITAGLIPTIN	2 (0.3%)	1 (0.2%)	3 (0.5%)
METFORMIN;SITAGLIPTIN	1 (0.2%)	1 (0.2%)	4 (0.6%)

METFORMIN;VILDAGLIPTIN	3 (0.5%)	2 (0.3%)	1 (0.2%)
SITAGLIPTIN PHOSPHATE MONOHYDRATE	1 (0.2%)	3 (0.5%)	2 (0.3%)
VOGLIBOSE	4 (0.6%)	1 (0.2%)	1 (0.2%)
DAPAGLIFLOZIN;METFORMIN	1 (0.2%)	4 (0.6%)	0
GLIBENCLAMIDE;METFORMIN HYDROCHLORIDE	2 (0.3%)	1 (0.2%)	2 (0.3%)
METFORMIN HYDROCHLORIDE;SITAGLIPTIN PHOSPHATE	2 (0.3%)	2 (0.3%)	1 (0.2%)
GLIQUIDONE	2 (0.3%)	2 (0.3%)	0
INSULIN ISOPHANE PORCINE;INSULIN PORCINE	2 (0.3%)	1 (0.2%)	1 (0.2%)
MITIGLINIDE CALCIUM;VOGLIBOSE	2 (0.3%)	0	2 (0.3%)
ALOGLIPTIN BENZOATE;PIOGLITAZONE HYDROCHLORIDE	0	3 (0.5%)	0
CANAGLIFLOZIN;METFORMIN HYDROCHLORIDE	0	0	3 (0.5%)
ERTUGLIFLOZIN PIDOLATE	1 (0.2%)	1 (0.2%)	1 (0.2%)
GEMIGLIPTIN TARTRATE	1 (0.2%)	2 (0.3%)	0
GEMIGLIPTIN TARTRATE;METFORMIN HYDROCHLORIDE	2 (0.3%)	1 (0.2%)	0
INSULIN ASPART;INSULIN ASPART PROTAMINE	1 (0.2%)	2 (0.3%)	0
IPRAGLIFLOZIN L-PROLINE	1 (0.2%)	2 (0.3%)	0
IPRAGLIFLOZIN L-PROLINE;SITAGLIPTIN PHOSPHATE MONOHYDRATE	0	2 (0.3%)	1 (0.2%)
LUSEOGLIFLOZIN	0	2 (0.3%)	1 (0.2%)
METFORMIN HYDROCHLORIDE;PIOGLITAZONE HYDROCHLORIDE	0	0	3 (0.5%)
MITIGLINIDE CALCIUM	1 (0.2%)	2 (0.3%)	0
MOMORDICA CHARANTIA	0	2 (0.3%)	1 (0.2%)
VACCINIUM MYRTILLUS	2 (0.3%)	0	1 (0.2%)
ALOGLIPTIN;METFORMIN	0	1 (0.2%)	1 (0.2%)
ANAGLIPTIN	1 (0.2%)	1 (0.2%)	0
CANAGLIFLOZIN HEMIHYDRATE;TENELIGLIPTIN HYDROBROMIDE	2 (0.3%)	0	0
EPALRESTAT	0	2 (0.3%)	0
ERTUGLIFLOZIN PIDOLATE;METFORMIN HYDROCHLORIDE	1 (0.2%)	0	1 (0.2%)
ERTUGLIFLOZIN PIDOLATE;SITAGLIPTIN PHOSPHATE MONOHYDRATE	0	1 (0.2%)	1 (0.2%)
GYMNEMA SYLVESTRE	1 (0.2%)	0	1 (0.2%)
INSULIN GLARGINE BIOSIMILAR 1	1 (0.2%)	1 (0.2%)	0
INSULIN HUMAN ZINC SUSPENSION	1 (0.2%)	1 (0.2%)	0
INSULIN PORCINE ZINC SUSPENSION (CRYSTALLINE)	1 (0.2%)	1 (0.2%)	0
LOBEGLITAZONE SULFATE	1 (0.2%)	0	1 (0.2%)
METFORMIN EMBONATE	1 (0.2%)	0	1 (0.2%)
METFORMIN HYDROCHLORIDE;SAXAGLIPTIN	0	1 (0.2%)	1 (0.2%)
METFORMIN HYDROCHLORIDE;SAXAGLIPTIN HYDROCHLORIDE	0	2 (0.3%)	0
METFORMIN HYDROCHLORIDE;TENELIGLIPTIN HYDROBROMIDE	1 (0.2%)	1 (0.2%)	0
NATEGLINIDE	0	1 (0.2%)	1 (0.2%)
TOFOGLIFLOZIN	0	0	2 (0.3%)
ALBIGLUTIDE	1 (0.2%)	0	0
BROMOCRIPTINE MESILATE	0	1 (0.2%)	0
CANAGLIFLOZIN;TENELIGLIPTIN	1 (0.2%)	0	0
CHROMIUM;GYMNEMA SYLVESTRE;VANADYL SULFATE	0	0	1 (0.2%)
CINNAMOMUM VERUM	0	1 (0.2%)	0
CYAMOPSIS TETRAGONOLOBA GUM	0	0	1 (0.2%)
DAPAGLIFLOZIN PROPANEDIOL MONOHYDRATE;SAXAGLIPTIN HYDROCHLORIDE	0	1 (0.2%)	0
EVOGLIPTIN	1 (0.2%)	0	0
EVOGLIPTIN TARTRATE	0	1 (0.2%)	0
GLIBENCLAMIDE;PHENFORMIN HYDROCHLORIDE	0	1 (0.2%)	0
GLICLAZIDE;METFORMIN	0	1 (0.2%)	0
GLIPIZIDE;METFORMIN HYDROCHLORIDE	1 (0.2%)	0	0
INSULIN BOVINE;INSULIN PORCINE	0	1 (0.2%)	0
INSULIN ISOPHANE BOVINE	1 (0.2%)	0	0
INSULIN ISOPHANE PORCINE	0	0	1 (0.2%)
LINAGLIPTIN;METFORMIN	1 (0.2%)	0	0
OMARIGLIPTIN	1 (0.2%)	0	0
RIBOFLAVIN;RUTOSIDE;THIOCTIC ACID;VITAMIN B1 NOS	0	1 (0.2%)	0
SULFONYLUREAS	0	0	1 (0.2%)
TENELIGLIPTIN HYDROBROMIDE HYDRATE	0	0	1 (0.2%)
TRIGONELLA FOENUM-GRAECUM	1 (0.2%)	0	0
ECTOPARASITICIDES, INCL. SCABICIDES, INSECTICIDES AND REPELLENTS			
Total number of patients with at least one treatment	6 (0.9%)	3 (0.5%)	2 (0.3%)
Total number of treatments	6	8	2
DIMETICONE	3 (0.5%)	2 (0.3%)	1 (0.2%)
CROTAMITON	1 (0.2%)	0	1 (0.2%)
IVERMECTIN	1 (0.2%)	1 (0.2%)	0
PERMETHRIN	1 (0.2%)	0	0
EMOLLIENTS AND PROTECTIVES			
Total number of patients with at least one treatment	65 (10.3%)	48 (7.6%)	54 (8.6%)
Total number of treatments	78	58	64
THIOCTIC ACID	37 (5.9%)	21 (3.3%)	26 (4.1%)
VITAMIN E NOS	4 (0.6%)	3 (0.5%)	6 (1.0%)
ZINC	4 (0.6%)	3 (0.5%)	6 (1.0%)
DIMETICONE	3 (0.5%)	2 (0.3%)	1 (0.2%)
MUCOPOLYSACCHARIDE POLYSULFURIC ACID ESTER	4 (0.6%)	1 (0.2%)	1 (0.2%)
AMMONIUM LACTATE	2 (0.3%)	3 (0.5%)	0
HEPARINOID	1 (0.2%)	2 (0.3%)	2 (0.3%)
UREA	0	3 (0.5%)	2 (0.3%)
WHITE SOFT PARAFFIN	1 (0.2%)	0	3 (0.5%)
LINUM USITATISSIMUM SEED OIL	1 (0.2%)	1 (0.2%)	1 (0.2%)
MENTHOL;ZINC OXIDE	2 (0.3%)	1 (0.2%)	0

ZINC SULFATE	1 (0.2%)	2 (0.3%)	0
ALOE VERA	0	1 (0.2%)	1 (0.2%)
EMULSIFYING WAX;PARAFFIN, LIQUID;WHITE SOFT PARAFFIN	0	0	2 (0.3%)
MORINDA CITRIFOLIA	0	0	2 (0.3%)
PARAFFIN	0	2 (0.3%)	0
SALICYLIC ACID	2 (0.3%)	0	0
AMINOBENZOIC ACID	0	1 (0.2%)	0
AMMONIUM LACTATE;UREA	0	0	1 (0.2%)
BENZALKONIUM CHLORIDE;CHLORHEXIDINE HYDROCHLORIDE;ISOPROPYL MYRISTATE;PARAFFIN, LIQUID	0	0	1 (0.2%)
BETACAROTENE	1 (0.2%)	0	0
CAMPHOR;EUCALYPTUS GLOBULUS OIL;MENTHOL;METHYL SALICYLATE	1 (0.2%)	0	0
CAMPHOR;MENTHOL;METHYL SALICYLATE	0	0	1 (0.2%)
LINUM USITATISSIMUM SEED	1 (0.2%)	0	0
METHYL SALICYLATE	0	0	1 (0.2%)
MINERAL WAX;PARAFFIN, LIQUID;PETROLATUM;WOOL ALCOHOLS	1 (0.2%)	0	0
PARAFFIN, LIQUID;WOOL ALCOHOLS	0	1 (0.2%)	0
PLANTAGO PSYLLIUM	0	1 (0.2%)	0
POLIDOCANOL;UREA	0	0	1 (0.2%)
POLYETHYLENE	0	0	1 (0.2%)
PROTECTIVES AGAINST UV-RADIATION FOR SYSTEMIC USE	1 (0.2%)	0	0
SALICYLIC ACID;UREA	0	0	1 (0.2%)
TOCOPHEROL	0	1 (0.2%)	0
TRIGONELLA FOENUM-GRAECUM	1 (0.2%)	0	0
VITIS VINIFERA	0	0	1 (0.2%)
WITHANIA SOMNIFERA	0	1 (0.2%)	0
ENDOCRINE THERAPY			
Total number of patients with at least one treatment	7 (1.1%)	2 (0.3%)	12 (1.9%)
Total number of treatments	7	2	13
ESTRADIOL	3 (0.5%)	1 (0.2%)	7 (1.1%)
MEDROXYPROGESTERONE ACETATE	0	0	3 (0.5%)
ANASTROZOLE	1 (0.2%)	0	1 (0.2%)
3,3'-DIINDOLYLMETHANE	0	1 (0.2%)	0
ESTROGENS CONJUGATED	0	0	1 (0.2%)
LETROZOLE	1 (0.2%)	0	0
TAMOXIFEN	1 (0.2%)	0	0
TRIPTORELIN EMBONATE	1 (0.2%)	0	0
GENERAL NUTRIENTS			
Total number of patients with at least one treatment	41 (6.5%)	51 (8.1%)	44 (7.0%)
Total number of treatments	55	72	62
FISH OIL	10 (1.6%)	15 (2.4%)	21 (3.3%)
GLUCOSE	15 (2.4%)	16 (2.5%)	13 (2.1%)
MINERALS NOS;VITAMINS NOS	13 (2.1%)	13 (2.1%)	6 (1.0%)
HERBAL NOS;MINERALS NOS;VITAMINS NOS	1 (0.2%)	2 (0.3%)	1 (0.2%)
NUTRIENTS NOS	1 (0.2%)	2 (0.3%)	1 (0.2%)
(RS)-3 METHYL-2-OXOVALERIANIC ACID CALCIUM;(RS)-3-METHYL-2-OXOBUTYRIC ACID CALCIUM;CALCIUM (RS)-4-METHYL-2-OXOVALERIANAT;CALCIUM 2-OXO-3-PHENYLPROPIONAT;DESMENINOL CALCIUM;HISTIDINE;LYSINE ACETATE;THREONINE;TRYPTOPHAN, L-;TYROSINE	1 (0.2%)	1 (0.2%)	1 (0.2%)
LINUM USITATISSIMUM SEED OIL	1 (0.2%)	1 (0.2%)	1 (0.2%)
CARBOHYDRATES NOS;LIPIDS NOS;MINERALS NOS;PROTEINS NOS	1 (0.2%)	1 (0.2%)	0
AMINO ACIDS NOS	0	1 (0.2%)	0
AMINO ACIDS NOS;MINERALS NOS;VITAMINS NOS	1 (0.2%)	0	0
AMINOBENZOIC ACID;HERBAL NOS;INOSITOL;MINERALS NOS;TAURINE;THEANINE;VITAMINS NOS	0	0	1 (0.2%)
AMYLASE;ASCORBIC ACID;BETACAROTENE;CELLULASE;CYANOCOBALAMIN;DL-ALPHA TOCOPHEROL SUCCINATE;FOLIC ACID;GLUCOAMYLASE;HEMICELLULASE;HERBAL NOS;INVERTASE;LACTOBACILLUS ACIDOPHILUS;LIPASE;MALTASE;PECTINASE;PHYTASE;PROTEASE NOS;PYRIDOXINE HYDROCHLORIDE;SELENIUM	0	1 (0.2%)	0
ARGININE	0	0	1 (0.2%)
CAFFEINE;CARBOHYDRATES NOS;CHOLINE;FATS NOS;FIBRE, DIETARY;MINERALS NOS;PROTEINS NOS;VITAMINS NOS	0	1 (0.2%)	0
CARBOHYDRATES NOS;FATS NOS;MINERALS NOS;PROTEINS NOS;VITAMINS NOS	0	0	1 (0.2%)
CYSTEINE	0	0	1 (0.2%)
GELATINE HYDROLYSATE	0	1 (0.2%)	0
LYSINE	0	1 (0.2%)	0
OMEGA-3 FATTY ACIDS	0	1 (0.2%)	0
POTASSIUM ASPARTATE	0	0	1 (0.2%)
SUCROSE	1 (0.2%)	0	0
TRIGLYCERIDES	1 (0.2%)	0	0
GYNECOLOGICAL ANTIINFECTIVES AND ANTISEPTICS			
Total number of patients with at least one treatment	115 (18.2%)	98 (15.5%)	105 (16.7%)
Total number of treatments	176	119	144
CIPROFLOXACIN	25 (4.0%)	26 (4.1%)	29 (4.6%)
ASCORBIC ACID	26 (4.1%)	29 (4.6%)	24 (3.8%)
CLINDAMYCIN	27 (4.3%)	17 (2.7%)	19 (3.0%)
METRONIDAZOLE	15 (2.4%)	10 (1.6%)	18 (2.9%)
POTASSIUM	10 (1.6%)	10 (1.6%)	13 (2.1%)
NYSTATIN	8 (1.3%)	2 (0.3%)	7 (1.1%)
ANTIBIOTICS	9 (1.4%)	3 (0.5%)	4 (0.6%)
CLOTRIMAZOLE	5 (0.8%)	6 (0.9%)	1 (0.2%)
KETOCONAZOLE	4 (0.6%)	1 (0.2%)	2 (0.3%)
POVIDONE-IODINE	3 (0.5%)	0	4 (0.6%)
CHLORHEXIDINE	3 (0.5%)	0	3 (0.5%)
CLINDAMYCIN HYDROCHLORIDE	1 (0.2%)	0	2 (0.3%)

CLINDAMYCIN PHOSPHATE	1 (0.2%)	1 (0.2%)	1 (0.2%)
LACTOBACILLUS RHAMNOSUS	2 (0.3%)	1 (0.2%)	0
CHLORAMPHENICOL	1 (0.2%)	1 (0.2%)	0
CHLORHEXIDINE GLUCONATE	1 (0.2%)	1 (0.2%)	0
MICONAZOLE	1 (0.2%)	1 (0.2%)	0
MICONAZOLE NITRATE	1 (0.2%)	0	1 (0.2%)
OCTENIDINE HYDROCHLORIDE;PHENOXYETHANOL	2 (0.3%)	0	0
AMPHOTERICIN B	1 (0.2%)	0	0
CHLORQUINALDOL	0	1 (0.2%)	0
CICLOPIROX	0	0	1 (0.2%)
ECONAZOLE	1 (0.2%)	0	0
FENTICONAZOLE NITRATE	0	1 (0.2%)	0
NYSTATIN;TRIAMCINOLONE	1 (0.2%)	0	0
OXICONAZOLE NITRATE	1 (0.2%)	0	0
OXYTETRACYCLINE HYDROCHLORIDE;POLYMYXIN B SULFATE	1 (0.2%)	0	0
POTASSIUM SORBATE	0	0	1 (0.2%)
HOMEOPATHIC PREPARATION			
Total number of patients with at least one treatment	136 (21.5%)	125 (19.8%)	134 (21.4%)
Total number of treatments	219	192	234
POTASSIUM CHLORIDE	36 (5.7%)	33 (5.2%)	32 (5.1%)
SODIUM CHLORIDE	42 (6.6%)	25 (4.0%)	26 (4.1%)
ASCORBIC ACID	26 (4.1%)	29 (4.6%)	24 (3.8%)
CYANOCOBALAMIN	7 (1.1%)	17 (2.7%)	16 (2.6%)
IRON	15 (2.4%)	12 (1.9%)	11 (1.8%)
UBIDECARENONE	12 (1.9%)	12 (1.9%)	13 (2.1%)
POTASSIUM	10 (1.6%)	10 (1.6%)	13 (2.1%)
CALCIUM CARBONATE	9 (1.4%)	6 (0.9%)	12 (1.9%)
CORTISONE	4 (0.6%)	3 (0.5%)	8 (1.3%)
SILYBUM MARIANUM	6 (0.9%)	3 (0.5%)	6 (1.0%)
EPINEPHRINE	3 (0.5%)	5 (0.8%)	6 (1.0%)
ZINC	4 (0.6%)	3 (0.5%)	6 (1.0%)
UREA	0	3 (0.5%)	2 (0.3%)
GINKGO BILOBA	0	1 (0.2%)	2 (0.3%)
SODIUM PHOSPHATE	0	1 (0.2%)	2 (0.3%)
VACCINIUM MYRTILLUS	2 (0.3%)	0	1 (0.2%)
CAPSAICIN	0	2 (0.3%)	0
PHOSPHORUS	0	1 (0.2%)	1 (0.2%)
RIBOFLAVIN	1 (0.2%)	0	1 (0.2%)
VACCINIUM MYRTILLUS EXTRACT	1 (0.2%)	0	1 (0.2%)
ALOE SPP.	0	0	1 (0.2%)
ARNICA MONTANA	0	1 (0.2%)	0
ATROPA BELLADONNA;CALCIUM CARBONATE;LYCOPODIUM CLAVATUM;MATRICARIA RECUTITA;PULSATILLA SPP.;SULFUR	0	0	1 (0.2%)
CALCIUM CARBONATE;CINCHONA OFFICINALIS;COPPER;LYCOPODIUM SPP.;MAGNESIUM PHOSPHATE;MATRICARIA RECUTITA;POTASSIUM HYDROXIDE;SILICON;SULFUR;TOXICODENDRON PUBESCENS	0	0	1 (0.2%)
CHARCOAL, ACTIVATED	0	1 (0.2%)	0
CYSTEINE	0	0	1 (0.2%)
EUPHRASIA OFFICINALIS	1 (0.2%)	0	0
FERRIC HYDROXIDE	0	1 (0.2%)	0
FOENICULUM VULGARE	1 (0.2%)	0	0
HOMEOPATHICS NOS	1 (0.2%)	0	0
RUBUS FRUTICOSUS	1 (0.2%)	0	0
SAMBUCUS NIGRA	1 (0.2%)	0	0
SYZYGIUM AROMATICUM	1 (0.2%)	0	0
VITIS VINIFERA	0	0	1 (0.2%)
ZINC GLUCONATE	0	0	1 (0.2%)
IMMUNE SERA AND IMMUNOGLOBULINS			
Total number of patients with at least one treatment	1 (0.2%)	4 (0.6%)	1 (0.2%)
Total number of treatments	1	4	1
SPECIFIC IMMUNOGLOBULINS	0	2 (0.3%)	1 (0.2%)
IMMUNOGLOBULIN ANTIHEPATITIS B	0	1 (0.2%)	0
IMMUNOGLOBULIN G HUMAN	0	1 (0.2%)	0
IMMUNOGLOBULIN HUMAN NORMAL	1 (0.2%)	0	0
IMMUNOSTIMULANTS			
Total number of patients with at least one treatment	3 (0.5%)	1 (0.2%)	4 (0.6%)
Total number of treatments	3	1	5
ANDROGRAPHIS PANICULATA LEAF;BETA GLUCAN;GENTIANA SPP. ROOT;GLYCYRRHIZA GLABRA ROOT;SAMBUCUS NIGRA FLOWER;VERBASCUM SPP. FLOWER;VERBENA OFFICINALIS HERB	1 (0.2%)	0	0
BAPTISIA TINCTORIA;ECHINACEA PALLIDA;ECHINACEA PURPUREA;THUJA OCCIDENTALIS	0	0	1 (0.2%)
ECHINACEA ANGUSTIFOLIA ROOT;ECHINACEA PURPUREA	0	0	1 (0.2%)
ECHINACEA PURPUREA	1 (0.2%)	0	0
GRANULOCYTE COLONY STIMULATING FACTOR	0	1 (0.2%)	0
LUMINOL SODIUM	1 (0.2%)	0	0
MEGLUMINE ACRIDONACETATE	0	0	1 (0.2%)
SITOSTEROL	0	0	1 (0.2%)
IMMUNOSUPPRESSANTS			
Total number of patients with at least one treatment	7 (1.1%)	15 (2.4%)	7 (1.1%)
Total number of treatments	14	18	11
HYDROXYCHLOROQUINE	2 (0.3%)	3 (0.5%)	0

MYCOPHENOLATE MOFETIL	1 (0.2%)	2 (0.3%)	1 (0.2%)
METHOTREXATE	0	3 (0.5%)	0
METHOTREXATE SODIUM	2 (0.3%)	0	1 (0.2%)
TACROLIMUS	1 (0.2%)	2 (0.3%)	0
AZATHIOPRINE	0	1 (0.2%)	1 (0.2%)
BARICITINIB	0	1 (0.2%)	1 (0.2%)
HYDROXYCHLOROQUINE SULFATE	0	1 (0.2%)	1 (0.2%)
TOCILIZUMAB	1 (0.2%)	0	1 (0.2%)
ABATACEPT	0	1 (0.2%)	0
ADALIMUMAB	0	1 (0.2%)	0
APREMILAST	0	0	1 (0.2%)
CLADRIBINE	0	1 (0.2%)	0
ECULIZUMAB	1 (0.2%)	0	0
ETANERCEPT	1 (0.2%)	0	0
MYCOPHENOLATE SODIUM	0	0	1 (0.2%)
RISANKIZUMAB	0	1 (0.2%)	0
SARILUMAB	1 (0.2%)	0	0
SIROLIMUS	0	0	1 (0.2%)
TACROLIMUS MONOHYDRATE	0	0	1 (0.2%)
UPADACITINIB	0	0	1 (0.2%)
LIPID MODIFYING AGENTS			
Total number of patients with at least one treatment	440 (69.6%)	421 (66.6%)	407 (64.9%)
Total number of treatments	563	553	524
ATORVASTATIN	158 (25.0%)	138 (21.8%)	151 (24.1%)
ATORVASTATIN CALCIUM	80 (12.7%)	87 (13.8%)	71 (11.3%)
SIMVASTATIN	55 (8.7%)	73 (11.6%)	62 (9.9%)
ROSUVASTATIN CALCIUM	57 (9.0%)	49 (7.8%)	37 (5.9%)
ROSUVASTATIN	45 (7.1%)	40 (6.3%)	46 (7.3%)
FENOFIBRATE	25 (4.0%)	23 (3.6%)	18 (2.9%)
PRAVASTATIN	22 (3.5%)	20 (3.2%)	14 (2.2%)
EZETIMIBE	18 (2.8%)	19 (3.0%)	11 (1.8%)
FISH OIL	10 (1.6%)	15 (2.4%)	21 (3.3%)
DOCOSAHEXAENOIC ACID;EICOSAPENTAENOIC ACID	7 (1.1%)	6 (0.9%)	11 (1.8%)
PITAVASTATIN CALCIUM	8 (1.3%)	5 (0.8%)	7 (1.1%)
LOVASTATIN	5 (0.8%)	8 (1.3%)	5 (0.8%)
PRAVASTATIN SODIUM	7 (1.1%)	5 (0.8%)	4 (0.6%)
ATORVASTATIN CALCIUM;EZETIMIBE	2 (0.3%)	2 (0.3%)	5 (0.8%)
GEMFIBROZIL	2 (0.3%)	5 (0.8%)	2 (0.3%)
KRILL OIL	2 (0.3%)	4 (0.6%)	2 (0.3%)
ALLIUM SATIVUM	1 (0.2%)	2 (0.3%)	4 (0.6%)
EICOSAPENTAENOIC ACID ETHYL ESTER	3 (0.5%)	3 (0.5%)	1 (0.2%)
NICOTINIC ACID	3 (0.5%)	2 (0.3%)	2 (0.3%)
EZETIMIBE;ROSUVASTATIN CALCIUM	1 (0.2%)	3 (0.5%)	2 (0.3%)
EVOLOCUMAB	1 (0.2%)	2 (0.3%)	2 (0.3%)
EZETIMIBE;SIMVASTATIN	0	3 (0.5%)	2 (0.3%)
OMEGA-3-ACID ETHYL ESTER	0	3 (0.5%)	1 (0.2%)
PITAVASTATIN	2 (0.3%)	0	2 (0.3%)
AMLODIPINE BESILATE;ATORVASTATIN CALCIUM	2 (0.3%)	1 (0.2%)	0
ATORVASTATIN CALCIUM TRIHYDRATE	1 (0.2%)	1 (0.2%)	1 (0.2%)
CIPROFIBRATE	0	2 (0.3%)	1 (0.2%)
DOCOSAHEXAENOIC ACID;EICOSAPENTAENOIC ACID;FISH OIL	2 (0.3%)	1 (0.2%)	0
FENOFIBRATE;SIMVASTATIN	2 (0.3%)	0	1 (0.2%)
FISH OIL;OMEGA-3 FATTY ACIDS	1 (0.2%)	2 (0.3%)	0
FISH OIL;VITAMIN E NOS	2 (0.3%)	0	1 (0.2%)
FLUVASTATIN	3 (0.5%)	0	0
LINUM USITATISSIMUM SEED OIL	1 (0.2%)	1 (0.2%)	1 (0.2%)
MONASCUS PURPUREUS	0	0	3 (0.5%)
ALIROCUMAB	1 (0.2%)	0	1 (0.2%)
AMLODIPINE BESILATE;ATORVASTATIN CALCIUM;PERINDOPRIL ARGININE	2 (0.3%)	0	0
AMLODIPINE BESILATE;ATORVASTATIN L-LYSINE	1 (0.2%)	0	1 (0.2%)
BERBERINE	2 (0.3%)	0	0
BEZAFIBRATE	0	1 (0.2%)	1 (0.2%)
CHOLINE FENOFIBRATE	2 (0.3%)	0	0
COLECALCIFEROL;OMEGA 9 FATTY ACIDS;OMEGA-3 FATTY ACIDS;OMEGA-6 FATTY ACIDS;OMEGA-7 FATTY ACIDS NOS	0	1 (0.2%)	1 (0.2%)
EZETIMIBE;ROSUVASTATIN ZINC	1 (0.2%)	1 (0.2%)	0
PEMAFIBRATE	1 (0.2%)	0	1 (0.2%)
PHOSPHOLIPIDS	0	2 (0.3%)	0
ALLIUM SATIVUM EXTRACT	0	1 (0.2%)	0
AMLODIPINE BESILATE;ATORVASTATIN CALCIUM TRIHYDRATE;PERINDOPRIL ARGININE	1 (0.2%)	0	0
AMLODIPINE;ATORVASTATIN	0	0	1 (0.2%)
ATORVASTATIN CALCIUM TRIHYDRATE;EZETIMIBE	0	1 (0.2%)	0
ATORVASTATIN;EZETIMIBE	0	1 (0.2%)	0
BETACAROTENE;COLECALCIFEROL;DELTA TOCOTRIENOL;FISH OIL;GAMMA TOCOTRIENOL;SALMON OIL	0	0	1 (0.2%)
BORAGO OFFICINALIS OIL;FISH OIL;LINUM USITATISSIMUM OIL	0	1 (0.2%)	0
CARNITINE	1 (0.2%)	0	0
COLESEVELAM	0	1 (0.2%)	0
COLESEVELAM HYDROCHLORIDE	0	0	1 (0.2%)
COLESTIPOL	1 (0.2%)	0	0
COLESTYRAMINE	0	0	1 (0.2%)
CYAMOPSIS TETRAGONOLOBA GUM	0	0	1 (0.2%)
FENOFIBRATE;PRAVASTATIN SODIUM	1 (0.2%)	0	0

FENOFIBRIC ACID	0	0	1 (0.2%)
FISH OIL;OENOTHERA BIENNIS OIL;TOCOPHERYL ACETATE	1 (0.2%)	0	0
LINUM USITATISSIMUM SEED	1 (0.2%)	0	0
OLMESARTAN MEDOXOMIL;ROSUVASTATIN CALCIUM	0	0	1 (0.2%)
OMEGA 9 FATTY ACIDS;OMEGA-3 FATTY ACIDS;OMEGA-6 FATTY ACIDS	0	0	1 (0.2%)
OMEGA-3 FATTY ACIDS	0	1 (0.2%)	0
OMEGA-3 TRIGLYCERIDES	0	1 (0.2%)	0
ROSUVASTATIN CALCIUM;TELMISARTAN	1 (0.2%)	0	0
SITOSTEROL	0	0	1 (0.2%)
TRIGLYCERIDES	1 (0.2%)	0	0
MEDICATED DRESSINGS			
Total number of patients with at least one treatment	52 (8.2%)	30 (4.7%)	39 (6.2%)
Total number of treatments	83	44	78
SODIUM CHLORIDE	42 (6.6%)	25 (4.0%)	26 (4.1%)
ZINC	4 (0.6%)	3 (0.5%)	6 (1.0%)
POVIDONE-IODINE	3 (0.5%)	0	4 (0.6%)
CHLORHEXIDINE	3 (0.5%)	0	3 (0.5%)
CHLORHEXIDINE GLUCONATE	1 (0.2%)	1 (0.2%)	0
PARAFFIN	0	2 (0.3%)	0
CALAMINE;GLYCEROL;ZINC OXIDE	0	0	1 (0.2%)
FUSIDATE SODIUM	1 (0.2%)	0	0
FUSIDIC ACID	1 (0.2%)	0	0
POLYURETHANE	0	0	1 (0.2%)
MINERAL SUPPLEMENTS			
Total number of patients with at least one treatment	143 (22.6%)	115 (18.2%)	129 (20.6%)
Total number of treatments	243	177	242
POTASSIUM CHLORIDE	36 (5.7%)	33 (5.2%)	32 (5.1%)
SODIUM CHLORIDE	42 (6.6%)	25 (4.0%)	26 (4.1%)
MAGNESIUM	17 (2.7%)	11 (1.7%)	16 (2.6%)
POTASSIUM	10 (1.6%)	10 (1.6%)	13 (2.1%)
MINERALS NOS;VITAMINS NOS	13 (2.1%)	13 (2.1%)	6 (1.0%)
MAGNESIUM OXIDE	10 (1.6%)	9 (1.4%)	12 (1.9%)
CALCIUM	15 (2.4%)	8 (1.3%)	6 (1.0%)
CALCIUM CARBONATE	9 (1.4%)	6 (0.9%)	12 (1.9%)
MAGNESIUM HYDROXIDE	4 (0.6%)	7 (1.1%)	6 (1.0%)
MAGNESIUM SULFATE	5 (0.8%)	6 (0.9%)	6 (1.0%)
CALCIUM CARBONATE;COLECALCIFEROL	6 (0.9%)	2 (0.3%)	7 (1.1%)
ZINC	4 (0.6%)	3 (0.5%)	6 (1.0%)
CALCIUM GLUCONATE	3 (0.5%)	1 (0.2%)	5 (0.8%)
CALCIUM;COLECALCIFEROL	4 (0.6%)	0	5 (0.8%)
CALCIUM ACETATE	4 (0.6%)	2 (0.3%)	1 (0.2%)
CALCIUM;VITAMIN D NOS	1 (0.2%)	2 (0.3%)	3 (0.5%)
MAGNESIUM ASPARTATE;POTASSIUM ASPARTATE	3 (0.5%)	2 (0.3%)	0
MAGNESIUM CITRATE	2 (0.3%)	1 (0.2%)	2 (0.3%)
CALCIUM CHLORIDE	2 (0.3%)	1 (0.2%)	1 (0.2%)
CALCIUM CITRATE	1 (0.2%)	0	3 (0.5%)
CHROMIUM	2 (0.3%)	2 (0.3%)	0
MAGNESIUM CARBONATE;MAGNESIUM OXIDE	3 (0.5%)	1 (0.2%)	0
MAGNESIUM;PYRIDOXINE HYDROCHLORIDE	0	2 (0.3%)	1 (0.2%)
SODIUM PHOSPHATE	0	1 (0.2%)	2 (0.3%)
ZINC SULFATE	1 (0.2%)	2 (0.3%)	0
AMMONIUM SUCCINATE;CALCIUM SUCCINATE;GLUTAMATE SODIUM;GLYCINE;MAGNESIUM SUCCINATE;TOCOPHERYL ACETATE;ZINC DIFUMARATE HYDRATE	0	0	2 (0.3%)
MAGNESIUM ASPARTATE DIHYDRATE	2 (0.3%)	0	0
MAGNESIUM CHLORIDE	0	0	2 (0.3%)
MAGNESIUM LACTATE;PYRIDOXINE HYDROCHLORIDE	0	0	2 (0.3%)
SODIUM	0	1 (0.2%)	1 (0.2%)
ASCORBIC ACID;CALCIUM;COLECALCIFEROL;MAGNESIUM	1 (0.2%)	0	0
ASPARTATE CALCIUM;ASPARTATE ZINC;CALCIUM ASCORBATE;GLUCOSAMINE SULFATE;MAGNESIUM ASPARTATE;MANGANESE ASPARTATE	0	0	1 (0.2%)
CALCIUM CARBONATE;COLECALCIFEROL;MENAQUINONE	1 (0.2%)	0	0
CALCIUM CARBONATE;COLECALCIFEROL;PHYTOMENADIONE	1 (0.2%)	0	0
CALCIUM CARBONATE;VITAMIN D NOS	0	0	1 (0.2%)
CALCIUM CITRATE;COLECALCIFEROL	0	0	1 (0.2%)
CALCIUM PHOSPHATE;COLECALCIFEROL	0	1 (0.2%)	0
CALCIUM, COMBINATIONS WITH VITAMIN D AND/OR OTHER DRUGS	0	1 (0.2%)	0
CALCIUM;MAGNESIUM;ZINC	1 (0.2%)	0	0
CALCIUM;MENAQUINONE;VITAMIN D NOS	0	1 (0.2%)	0
CHROMIUM PICOLINATE	0	1 (0.2%)	0
CITRIC ACID;POTASSIUM BICARBONATE;POTASSIUM CITRATE	0	0	1 (0.2%)
COPPER	1 (0.2%)	0	0
CYANOCOBALAMIN;MAGNESIUM;PYRIDOXINE;RIBOFLAVIN;THIAMINE	0	0	1 (0.2%)
LITHIUM	0	0	1 (0.2%)
MAGNESIUM ASPARTATE	1 (0.2%)	0	0
MAGNESIUM CARBONATE	1 (0.2%)	0	0
MAGNESIUM CITRATE;PYRIDOXINE HYDROCHLORIDE	0	1 (0.2%)	0
MAGNESIUM GLYCINATE	0	0	1 (0.2%)
MAGNESIUM HYDROGEN ASPARTATE	0	0	1 (0.2%)
MAGNESIUM MALATE	0	1 (0.2%)	0
MAGNESIUM OXIDE;ZINC SULFATE	0	0	1 (0.2%)
MAGNESIUM SALTS	1 (0.2%)	0	0

MAGNESIUM;POTASSIUM	0	0	1 (0.2%)
PANGAMIC ACID	0	0	1 (0.2%)
POTASSIUM ASPARTATE	0	0	1 (0.2%)
POTASSIUM PHOSPHATE DIBASIC;POTASSIUM PHOSPHATE MONOBASIC	0	0	1 (0.2%)
SODIUM PHOSPHATE DIBASIC;SODIUM PHOSPHATE MONOBASIC	1 (0.2%)	0	0
ZINC GLUCONATE	0	0	1 (0.2%)
MUSCLE RELAXANTS			
Total number of patients with at least one treatment	59 (9.3%)	40 (6.3%)	45 (7.2%)
Total number of treatments	73	53	52
CYCLOBENZAPRINE	10 (1.6%)	7 (1.1%)	4 (0.6%)
DIAZEPAM	6 (0.9%)	8 (1.3%)	5 (0.8%)
TIZANIDINE	6 (0.9%)	4 (0.6%)	8 (1.3%)
BACLOFEN	4 (0.6%)	3 (0.5%)	6 (1.0%)
METHOCARBAMOL	4 (0.6%)	6 (0.9%)	3 (0.5%)
CYCLOBENZAPRINE HYDROCHLORIDE	3 (0.5%)	4 (0.6%)	2 (0.3%)
THIOCOLCHICOSIDE	5 (0.8%)	0	3 (0.5%)
TIZANIDINE HYDROCHLORIDE	1 (0.2%)	4 (0.6%)	2 (0.3%)
CAFFEINE;CARISOPRODOL;DICLOFENAC SODIUM;PARACETAMOL	1 (0.2%)	1 (0.2%)	2 (0.3%)
CHLORZOXAZONE	3 (0.5%)	0	1 (0.2%)
EPERISONE HYDROCHLORIDE	2 (0.3%)	2 (0.3%)	0
ROCURONIUM	2 (0.3%)	1 (0.2%)	1 (0.2%)
ROCURONIUM BROMIDE	1 (0.2%)	2 (0.3%)	1 (0.2%)
TOLPERISONE HYDROCHLORIDE	2 (0.3%)	0	2 (0.3%)
EPERISONE	2 (0.3%)	1 (0.2%)	0
FENYRAMIDOL HYDROCHLORIDE	1 (0.2%)	1 (0.2%)	1 (0.2%)
LIDOCAINE HYDROCHLORIDE;TOLPERISONE HYDROCHLORIDE	2 (0.3%)	0	1 (0.2%)
MEPHENOXALONE	2 (0.3%)	0	1 (0.2%)
SUXAMETHONIUM	0	1 (0.2%)	2 (0.3%)
BOTULINUM TOXIN TYPE A	2 (0.3%)	0	0
CARISOPRODOL	1 (0.2%)	1 (0.2%)	0
ORPHENADRINE CITRATE;PARACETAMOL	0	1 (0.2%)	1 (0.2%)
AFLOQUALONE	0	1 (0.2%)	0
ATRACURIUM BESILATE	1 (0.2%)	0	0
CAFFEINE;METAMIZOLE SODIUM;ORPHENADRINE CITRATE	1 (0.2%)	0	0
CHLORZOXAZONE;PARACETAMOL	1 (0.2%)	0	0
CISATRACURIUM BESILATE	0	0	1 (0.2%)
CLONIXIN LYSINATE;CYCLOBENZAPRINE HYDROCHLORIDE	1 (0.2%)	0	0
DEXKETOPROFEN TROMETAMOL;THIOCOLCHICOSIDE	1 (0.2%)	0	0
DICLOFENAC SODIUM;PRIDINOL MESILATE	0	1 (0.2%)	0
ETODOLAC;THIOCOLCHICOSIDE	0	0	1 (0.2%)
METAXALONE	1 (0.2%)	0	0
MUSCLE RELAXANTS	1 (0.2%)	0	0
NIMESULIDE;THIOCOLCHICOSIDE	0	0	1 (0.2%)
ORPHENADRINE	0	0	1 (0.2%)
ORPHENADRINE CITRATE	1 (0.2%)	0	0
ORPHENADRINE;PARACETAMOL	0	0	1 (0.2%)
PRIDINOL	0	0	1 (0.2%)
VECURONIUM	0	1 (0.2%)	0
N/A			
Total number of patients with at least one treatment	3 (0.5%)	4 (0.6%)	6 (1.0%)
Total number of treatments	3	4	6
ALLIUM SATIVUM	1 (0.2%)	2 (0.3%)	4 (0.6%)
DIOSMECTITE	1 (0.2%)	1 (0.2%)	0
SALVIA OFFICINALIS	1 (0.2%)	1 (0.2%)	0
ARGININE	0	0	1 (0.2%)
OMEGA 9 FATTY ACIDS;OMEGA-3 FATTY ACIDS;OMEGA-6 FATTY ACIDS	0	0	1 (0.2%)
NASAL PREPARATIONS			
Total number of patients with at least one treatment	136 (21.5%)	110 (17.4%)	109 (17.4%)
Total number of treatments	242	191	192
SODIUM CHLORIDE	42 (6.6%)	25 (4.0%)	26 (4.1%)
DEXAMETHASONE	16 (2.5%)	16 (2.5%)	8 (1.3%)
FLUTICASONE PROPIONATE	15 (2.4%)	15 (2.4%)	9 (1.4%)
SODIUM BICARBONATE	11 (1.7%)	6 (0.9%)	11 (1.8%)
ACETYLCYSTEINE	4 (0.6%)	11 (1.7%)	9 (1.4%)
MUPIROCIN	9 (1.4%)	6 (0.9%)	8 (1.3%)
PREDNISOLONE	11 (1.7%)	6 (0.9%)	5 (0.8%)
FLUTICASONE	7 (1.1%)	7 (1.1%)	5 (0.8%)
EPINEPHRINE	3 (0.5%)	5 (0.8%)	6 (1.0%)
IPRATROPIUM BROMIDE	6 (0.9%)	5 (0.8%)	3 (0.5%)
TRIAMCINOLONE ACETONIDE	3 (0.5%)	7 (1.1%)	4 (0.6%)
ZINC	4 (0.6%)	3 (0.5%)	6 (1.0%)
TRIAMCINOLONE	6 (0.9%)	4 (0.6%)	2 (0.3%)
MOMETASONE FUROATE	5 (0.8%)	2 (0.3%)	3 (0.5%)
RETINOL	2 (0.3%)	4 (0.6%)	3 (0.5%)
BUDESONIDE	2 (0.3%)	4 (0.6%)	2 (0.3%)
CALCIUM CHLORIDE;POTASSIUM CHLORIDE;SODIUM CHLORIDE	4 (0.6%)	3 (0.5%)	1 (0.2%)
DEXAMETHASONE SODIUM PHOSPHATE	3 (0.5%)	4 (0.6%)	1 (0.2%)
FLUTICASONE FUROATE	3 (0.5%)	0	4 (0.6%)
MOMETASONE	1 (0.2%)	2 (0.3%)	4 (0.6%)
OXYMETAZOLINE HYDROCHLORIDE	2 (0.3%)	2 (0.3%)	3 (0.5%)

PHENYLEPHRINE	1 (0.2%)	3 (0.5%)	1 (0.2%)
PSEUDOEPHEDRINE HYDROCHLORIDE	3 (0.5%)	1 (0.2%)	1 (0.2%)
XYLOMETAZOLINE HYDROCHLORIDE	2 (0.3%)	2 (0.3%)	1 (0.2%)
AZELASTINE HYDROCHLORIDE	2 (0.3%)	1 (0.2%)	1 (0.2%)
BETAMETHASONE	1 (0.2%)	2 (0.3%)	1 (0.2%)
HYALURONATE SODIUM	3 (0.5%)	0	1 (0.2%)
IBUPROFEN;PSEUDOEPHEDRINE HYDROCHLORIDE	2 (0.3%)	2 (0.3%)	0
MENTHOL	2 (0.3%)	2 (0.3%)	0
PSEUDOEPHEDRINE	0	3 (0.5%)	1 (0.2%)
AZELASTINE	2 (0.3%)	0	1 (0.2%)
BECLOMETASONE DIPROPIONATE	0	2 (0.3%)	1 (0.2%)
IPRATROPIUM	1 (0.2%)	1 (0.2%)	1 (0.2%)
LORATADINE;PSEUDOEPHEDRINE SULFATE	2 (0.3%)	0	1 (0.2%)
OLOPATADINE HYDROCHLORIDE	1 (0.2%)	2 (0.3%)	0
OXYMETAZOLINE	0	0	3 (0.5%)
BECLOMETASONE	0	2 (0.3%)	0
CETIRIZINE HYDROCHLORIDE;PSEUDOEPHEDRINE HYDROCHLORIDE	1 (0.2%)	0	1 (0.2%)
EPHEDRINE HYDROCHLORIDE	1 (0.2%)	0	1 (0.2%)
PSEUDOEPHEDRINE HYDROCHLORIDE;TRIPROLIDINE HYDROCHLORIDE	1 (0.2%)	0	1 (0.2%)
SODIUM HYPOCHLORITE	2 (0.3%)	0	0
AZELASTINE HYDROCHLORIDE;FLUTICASONE PROPIONATE	1 (0.2%)	0	0
BENZALKONIUM CHLORIDE;SODIUM CHLORIDE	0	1 (0.2%)	0
BETAMETHASONE DIPROPIONATE	0	1 (0.2%)	0
BETAMETHASONE VALERATE	1 (0.2%)	0	0
CAMPHOR;MENTHOL;METHYL SALICYLATE	0	0	1 (0.2%)
CHLORPHENAMINE MALEATE;IBUPROFEN;PSEUDOEPHEDRINE HYDROCHLORIDE	0	1 (0.2%)	0
CROMOGLICATE SODIUM	1 (0.2%)	0	0
DEXPANTHENOL	0	0	1 (0.2%)
DIMETINDENE MALEATE;PHENYLEPHRINE	0	0	1 (0.2%)
EPHEDRINE	0	1 (0.2%)	0
EPHEDRINE SULFATE	0	0	1 (0.2%)
EPINEPHRINE HYDROCHLORIDE	1 (0.2%)	0	0
FEXOFENADINE HYDROCHLORIDE;PSEUDOEPHEDRINE HYDROCHLORIDE	1 (0.2%)	0	0
FLUNISOLIDE	0	1 (0.2%)	0
HYALURONIC ACID	0	0	1 (0.2%)
MOMETASONE FUROATE MONOHYDRATE	1 (0.2%)	0	0
POTASSIUM CHLORIDE;SODIUM CHLORIDE	0	1 (0.2%)	0
RIBAVIRIN	1 (0.2%)	0	0
VASOCONSTRICTORS	1 (0.2%)	0	0
ZINC GLUCONATE	0	0	1 (0.2%)
OPHTHALMOLOGICAL AND OTOLOGICAL PREPARATIONS			
Total number of patients with at least one treatment	82 (13.0%)	77 (12.2%)	79 (12.6%)
Total number of treatments	114	101	97
CIPROFLOXACIN	25 (4.0%)	26 (4.1%)	29 (4.6%)
LEVOFLOXACIN	18 (2.8%)	16 (2.5%)	21 (3.3%)
DEXAMETHASONE	16 (2.5%)	16 (2.5%)	8 (1.3%)
PREDNISOLONE	11 (1.7%)	6 (0.9%)	5 (0.8%)
DEXAMETHASONE SODIUM PHOSPHATE	3 (0.5%)	4 (0.6%)	1 (0.2%)
STEROIDS	2 (0.3%)	5 (0.8%)	1 (0.2%)
BETAMETHASONE VALERATE;GENTAMICIN SULFATE	2 (0.3%)	3 (0.5%)	2 (0.3%)
GENTAMICIN	4 (0.6%)	0	3 (0.5%)
CHLORHEXIDINE	3 (0.5%)	0	3 (0.5%)
OFLOXACIN	1 (0.2%)	1 (0.2%)	4 (0.6%)
BETAMETHASONE	1 (0.2%)	2 (0.3%)	1 (0.2%)
CIPROFLOXACIN HYDROCHLORIDE	1 (0.2%)	1 (0.2%)	2 (0.3%)
GENTAMICIN SULFATE	1 (0.2%)	1 (0.2%)	1 (0.2%)
LEVOFLOXACIN HEMIHYDRATE	1 (0.2%)	1 (0.2%)	1 (0.2%)
NEOMYCIN	1 (0.2%)	1 (0.2%)	1 (0.2%)
BETAMETHASONE DIPROPIONATE;GENTAMICIN SULFATE	2 (0.3%)	0	0
CHLORAMPHENICOL	1 (0.2%)	1 (0.2%)	0
CHLORHEXIDINE GLUCONATE	1 (0.2%)	1 (0.2%)	0
NORFLOXACIN	0	0	2 (0.3%)
TETRACYCLINE HYDROCHLORIDE	0	1 (0.2%)	1 (0.2%)
AZULENE	0	1 (0.2%)	0
BACITRACIN;NEOMYCIN	0	0	1 (0.2%)
DEXAMETHASONE;NEOMYCIN SULFATE	0	1 (0.2%)	0
HYDROCORTISONE;NEOMYCIN;POLYMYXIN B	0	1 (0.2%)	0
HYDROCORTISONE;OXYTETRACYCLINE HYDROCHLORIDE	0	1 (0.2%)	0
NEOMYCIN SULFATE	0	0	1 (0.2%)
OXYTETRACYCLINE HYDROCHLORIDE;POLYMYXIN B SULFATE	1 (0.2%)	0	0
PREDNISOLONE ACETATE	1 (0.2%)	0	0
OPHTHALMOLOGICALS			
Total number of patients with at least one treatment	293 (46.4%)	285 (45.1%)	291 (46.4%)
Total number of treatments	792	703	711
POTASSIUM CHLORIDE	36 (5.7%)	33 (5.2%)	32 (5.1%)
SODIUM CHLORIDE	42 (6.6%)	25 (4.0%)	26 (4.1%)
AZITHROMYCIN	32 (5.1%)	24 (3.8%)	29 (4.6%)
CIPROFLOXACIN	25 (4.0%)	26 (4.1%)	29 (4.6%)
ASCORBIC ACID	26 (4.1%)	29 (4.6%)	24 (3.8%)
PREDNISONE	18 (2.8%)	20 (3.2%)	31 (4.9%)
MELOXICAM	16 (2.5%)	22 (3.5%)	25 (4.0%)

LEVOFLOXACIN	18 (2.8%)	16 (2.5%)	21 (3.3%)
VANCOMYCIN	20 (3.2%)	10 (1.6%)	20 (3.2%)
LIDOCAINE	19 (3.0%)	16 (2.5%)	14 (2.2%)
DICLOFENAC	24 (3.8%)	11 (1.7%)	12 (1.9%)
HEPARIN	17 (2.7%)	15 (2.4%)	14 (2.2%)
CYANOCOBALAMIN	7 (1.1%)	17 (2.7%)	16 (2.6%)
DEXAMETHASONE	16 (2.5%)	16 (2.5%)	8 (1.3%)
UBIDECARENONE	12 (1.9%)	12 (1.9%)	13 (2.1%)
NAPROXEN	14 (2.2%)	14 (2.2%)	6 (1.0%)
POTASSIUM	10 (1.6%)	10 (1.6%)	13 (2.1%)
MINERALS NOS;VITAMINS NOS	13 (2.1%)	13 (2.1%)	6 (1.0%)
CETIRIZINE HYDROCHLORIDE	11 (1.7%)	6 (0.9%)	14 (2.2%)
DICLOFENAC SODIUM	14 (2.2%)	7 (1.1%)	10 (1.6%)
METHYLPREDNISOLONE	8 (1.3%)	13 (2.1%)	8 (1.3%)
NAPROXEN SODIUM	10 (1.6%)	6 (0.9%)	12 (1.9%)
CEFUROXIME	9 (1.4%)	10 (1.6%)	6 (1.0%)
ACETYLCYSTEINE	4 (0.6%)	11 (1.7%)	9 (1.4%)
CLONIDINE	7 (1.1%)	6 (0.9%)	11 (1.8%)
PREDNISOLONE	11 (1.7%)	6 (0.9%)	5 (0.8%)
CETIRIZINE	9 (1.4%)	6 (0.9%)	6 (1.0%)
FLUCONAZOLE	7 (1.1%)	8 (1.3%)	5 (0.8%)
HYDROCORTISONE	9 (1.4%)	6 (0.9%)	5 (0.8%)
ACICLOVIR	9 (1.4%)	9 (1.4%)	1 (0.2%)
ANTIBIOTICS	9 (1.4%)	3 (0.5%)	4 (0.6%)
CORTISONE	4 (0.6%)	3 (0.5%)	8 (1.3%)
MACROGOL	4 (0.6%)	6 (0.9%)	5 (0.8%)
EPINEPHRINE	3 (0.5%)	5 (0.8%)	6 (1.0%)
TRIAMCINOLONE ACETONIDE	3 (0.5%)	7 (1.1%)	4 (0.6%)
ZINC	4 (0.6%)	3 (0.5%)	6 (1.0%)
BETAXOLOL HYDROCHLORIDE	5 (0.8%)	5 (0.8%)	2 (0.3%)
CLOTRIMAZOLE	5 (0.8%)	6 (0.9%)	1 (0.2%)
KETOROLAC TROMETHAMINE	3 (0.5%)	6 (0.9%)	3 (0.5%)
OTHER OPHTHALMOLOGICALS	4 (0.6%)	5 (0.8%)	3 (0.5%)
TRIAMCINOLONE	6 (0.9%)	4 (0.6%)	2 (0.3%)
CLONIDINE HYDROCHLORIDE	6 (0.9%)	3 (0.5%)	2 (0.3%)
HEPARIN SODIUM	6 (0.9%)	2 (0.3%)	3 (0.5%)
REBAMIPIDE	4 (0.6%)	3 (0.5%)	4 (0.6%)
ALBUMIN HUMAN	4 (0.6%)	5 (0.8%)	1 (0.2%)
KETOROLAC	1 (0.2%)	7 (1.1%)	1 (0.2%)
RETINOL	2 (0.3%)	4 (0.6%)	3 (0.5%)
XANTOFYL	2 (0.3%)	5 (0.8%)	2 (0.3%)
ATROPINE	4 (0.6%)	4 (0.6%)	0
BUPIVACAINE HYDROCHLORIDE	1 (0.2%)	3 (0.5%)	4 (0.6%)
DEXAMETHASONE SODIUM PHOSPHATE	3 (0.5%)	4 (0.6%)	1 (0.2%)
INDOMETACIN	3 (0.5%)	3 (0.5%)	2 (0.3%)
ISOSORBIDE	3 (0.5%)	2 (0.3%)	3 (0.5%)
PANCREATIN	1 (0.2%)	5 (0.8%)	2 (0.3%)
STEROIDS	2 (0.3%)	5 (0.8%)	1 (0.2%)
ACETAZOLAMIDE	4 (0.6%)	2 (0.3%)	1 (0.2%)
BETAMETHASONE VALERATE;GENTAMICIN SULFATE	2 (0.3%)	3 (0.5%)	2 (0.3%)
GENTAMICIN	4 (0.6%)	0	3 (0.5%)
OXYMETAZOLINE HYDROCHLORIDE	2 (0.3%)	2 (0.3%)	3 (0.5%)
POVIDONE-IODINE	3 (0.5%)	0	4 (0.6%)
SULFADIAZINE SILVER	2 (0.3%)	1 (0.2%)	4 (0.6%)
CHLORHEXIDINE	3 (0.5%)	0	3 (0.5%)
DIMETICONE	3 (0.5%)	2 (0.3%)	1 (0.2%)
MUCOPOLYSACCHARIDE POLYSULFURIC ACID ESTER	4 (0.6%)	1 (0.2%)	1 (0.2%)
OFLOXACIN	1 (0.2%)	1 (0.2%)	4 (0.6%)
HEPARINOID	1 (0.2%)	2 (0.3%)	2 (0.3%)
METHYLPREDNISOLONE ACETATE	2 (0.3%)	2 (0.3%)	1 (0.2%)
PHENYLEPHRINE	1 (0.2%)	3 (0.5%)	1 (0.2%)
XYLOMETAZOLINE HYDROCHLORIDE	2 (0.3%)	2 (0.3%)	1 (0.2%)
ALTEPLASE	2 (0.3%)	2 (0.3%)	0
AMPICILLIN	1 (0.2%)	0	3 (0.5%)
AZELASTINE HYDROCHLORIDE	2 (0.3%)	1 (0.2%)	1 (0.2%)
BEPOTASTINE BESILATE	1 (0.2%)	1 (0.2%)	2 (0.3%)
BETAMETHASONE	1 (0.2%)	2 (0.3%)	1 (0.2%)
BUPIVACAINE	3 (0.5%)	1 (0.2%)	0
CIPROFLOXACIN HYDROCHLORIDE	1 (0.2%)	1 (0.2%)	2 (0.3%)
FLUORESCEIN	2 (0.3%)	1 (0.2%)	1 (0.2%)
FLUORESCEIN SODIUM	1 (0.2%)	1 (0.2%)	2 (0.3%)
HYALURONATE SODIUM	3 (0.5%)	0	1 (0.2%)
HYOSCINE	1 (0.2%)	1 (0.2%)	2 (0.3%)
SULFAMETHOXAZOLE	0	1 (0.2%)	3 (0.5%)
TROXERUTIN	1 (0.2%)	2 (0.3%)	1 (0.2%)
VANCOMYCIN HYDROCHLORIDE	0	2 (0.3%)	2 (0.3%)
ARTIFICIAL TEARS [UMBRELLA TERM]	3 (0.5%)	0	0
ASCORBIC ACID;COPPER;VITAMIN E NOS;XANTOFYL;ZEAXANTHIN;ZINC	1 (0.2%)	1 (0.2%)	1 (0.2%)
AZELASTINE	2 (0.3%)	0	1 (0.2%)
BACITRACIN	0	2 (0.3%)	1 (0.2%)
CEFUROXIME SODIUM	1 (0.2%)	2 (0.3%)	0
CHONDROITIN SULFATE SODIUM	2 (0.3%)	1 (0.2%)	0
ERYTHROMYCIN	0	2 (0.3%)	1 (0.2%)

FAMCICLOVIR	2 (0.3%)	1 (0.2%)	0
FLUDROCORTISONE	2 (0.3%)	1 (0.2%)	0
GENTAMICIN SULFATE	1 (0.2%)	1 (0.2%)	1 (0.2%)
LEVOFLOXACIN HEMIHYDRATE	1 (0.2%)	1 (0.2%)	1 (0.2%)
MOXIFLOXACIN HYDROCHLORIDE	1 (0.2%)	0	2 (0.3%)
NEOMYCIN	1 (0.2%)	1 (0.2%)	1 (0.2%)
NEOSTIGMINE	1 (0.2%)	0	2 (0.3%)
OLOPATADINE HYDROCHLORIDE	1 (0.2%)	2 (0.3%)	0
OXYMETAZOLINE	0	0	3 (0.5%)
PANTOTHENIC ACID	1 (0.2%)	1 (0.2%)	1 (0.2%)
PERFLUTREN	1 (0.2%)	0	2 (0.3%)
PIROXICAM	2 (0.3%)	1 (0.2%)	0
SODIUM PHOSPHATE	0	1 (0.2%)	2 (0.3%)
VACCINIUM MYRTILLUS	2 (0.3%)	0	1 (0.2%)
ZINC SULFATE	1 (0.2%)	2 (0.3%)	0
ASCORBIC ACID;COPPER SULFATE;FISH OIL;RESVERATROL;TOCOPHERYL ACETATE;XANTOFYL;ZEAXANTHIN;ZINC OXIDE	1 (0.2%)	1 (0.2%)	0
ATROPINE SULFATE	0	1 (0.2%)	1 (0.2%)
BACITRACIN;NEOMYCIN;POLYMYXIN B	1 (0.2%)	0	1 (0.2%)
BENZYLPENICILLIN	2 (0.3%)	0	0
BETAMETHASONE DIPROPIONATE;GENTAMICIN SULFATE	2 (0.3%)	0	0
BETAXOLOL	1 (0.2%)	1 (0.2%)	0
CALCIUM CHLORIDE DIHYDRATE;MAGNESIUM CHLORIDE HEXAHYDRATE;POTASSIUM CHLORIDE;SODIUM ACETATE TRIHYDRATE;SODIUM CHLORIDE;SODIUM CITRATE DIHYDRATE	0	1 (0.2%)	1 (0.2%)
CHLORAMPHENICOL	1 (0.2%)	1 (0.2%)	0
CHLORHEXIDINE GLUCONATE	1 (0.2%)	1 (0.2%)	0
DEXAMETHASONE PHOSPHATE	0	1 (0.2%)	1 (0.2%)
EPHEDRINE HYDROCHLORIDE	1 (0.2%)	0	1 (0.2%)
FLURBIPROFEN	0	1 (0.2%)	1 (0.2%)
GLUCOSE;POTASSIUM CHLORIDE;SODIUM CHLORIDE	1 (0.2%)	0	1 (0.2%)
GUAIAZULENE	1 (0.2%)	1 (0.2%)	0
HYDROCORTISONE SODIUM SUCCINATE	1 (0.2%)	1 (0.2%)	0
NEOMYCIN SULFATE;TYROTHRICIN	0	1 (0.2%)	1 (0.2%)
NORFLOXACIN	0	0	2 (0.3%)
PARAFFIN	0	2 (0.3%)	0
RIBOFLAVIN	1 (0.2%)	0	1 (0.2%)
SALICYLIC ACID	2 (0.3%)	0	0
TETRACYCLINE HYDROCHLORIDE	0	1 (0.2%)	1 (0.2%)
VACCINIUM MYRTILLUS EXTRACT	1 (0.2%)	0	1 (0.2%)
ZEAXANTHIN	0	0	2 (0.3%)
ACHYRANTHES BIDENTATA ROOT;ACONITUM SPP. PROCESSED ROOT;ALISMA ORIENTALE TUBER;CINNAMOMUM CASSIA BARK;CORNUS OFFICINALIS FRUIT;DIOSCOREA SPP. RHIZOME;PAEONIA X SUFFRUTICOSA ROOT BARK;PLANTAGO ASIATICA SEED;PORIA COCOS SCLEROTIUM;REHMANNIA GLUTINOSA ROOT	0	1 (0.2%)	0
ADENOSINE	1 (0.2%)	0	0
ALCLOMETASONE DIPROPIONATE	0	0	1 (0.2%)
ALLERGENS NOS	0	0	1 (0.2%)
AMIKACIN	0	0	1 (0.2%)
AMIKACIN SULFATE	0	1 (0.2%)	0
AMINO ACIDS NOS	0	1 (0.2%)	0
ANESTHETICS, LOCAL	1 (0.2%)	0	0
ASCORBIC ACID;BETACAROTENE;CUPRIC OXIDE;TOCOPHERYL ACETATE;ZINC OXIDE	0	1 (0.2%)	0
ASCORBIC ACID;COPPER GLUCONATE;FISH OIL;TOCOPHERYL ACETATE;XANTOFYL;ZEAXANTHIN;ZINC OXIDE	0	0	1 (0.2%)
ASCORBIC ACID;CUPRIC OXIDE;DL-ALPHA TOCOPHERYL ACETATE;XANTOFYL;ZEAXANTHIN;ZINC OXIDE	0	1 (0.2%)	0
AZITHROMYCIN DIHYDRATE	0	1 (0.2%)	0
BACITRACIN ZINC;POLYMYXIN B SULFATE	1 (0.2%)	0	0
BACITRACIN;NEOMYCIN	0	0	1 (0.2%)
BEPOTASTINE SALICYLATE	1 (0.2%)	0	0
BETAMETHASONE DIPROPIONATE	0	1 (0.2%)	0
BETAMETHASONE VALERATE	1 (0.2%)	0	0
BIGUANIDE	0	0	1 (0.2%)
BLOOD, CALF, DEPROT., LMW PORTION	1 (0.2%)	0	0
CALCIUM CHLORIDE DIHYDRATE;MAGNESIUM CHLORIDE;POTASSIUM CHLORIDE;SODIUM ACETATE;SODIUM CHLORIDE;SODIUM CITRATE	1 (0.2%)	0	0
CALCIUM CHLORIDE;MAGNESIUM CHLORIDE;POTASSIUM CHLORIDE;SODIUM ACETATE;SODIUM CHLORIDE;SODIUM CITRATE	0	1 (0.2%)	0
CHLORHEXIDINE GLUCONATE;EDETATE DISODIUM;THIOMERSAL	1 (0.2%)	0	0
CLOBETASONE	0	0	1 (0.2%)
COLISTIN	1 (0.2%)	0	0
CROMOGLICATE SODIUM	1 (0.2%)	0	0
DESONIDE	1 (0.2%)	0	0
DEXAMETHASONE;NEOMYCIN SULFATE	0	1 (0.2%)	0
DEXPANTHENOL	0	0	1 (0.2%)
DICLOFENAC EPOLAMINE	1 (0.2%)	0	0
DIFLUPREDNATE	0	1 (0.2%)	0
DOCOSAHEXAENOIC ACID;RETINOL;VITAMIN E NOS;XANTOFYL;ZEAXANTHIN;ZINC	0	0	1 (0.2%)
EPHEDRINE	0	1 (0.2%)	0
EPHEDRINE SULFATE	0	0	1 (0.2%)
EPINEPHRINE HYDROCHLORIDE	1 (0.2%)	0	0
ERYTHROMYCIN CYCLOCARBONATE	0	0	1 (0.2%)
EUPHRASIA OFFICINALIS	1 (0.2%)	0	0
FLUDROCORTISONE ACETATE	0	1 (0.2%)	0
FLUOCINOLONE ACETONIDE	0	1 (0.2%)	0
FLURBIPROFEN AXETIL	0	1 (0.2%)	0
FUSIDATE SODIUM	1 (0.2%)	0	0

FUSIDIC ACID	1 (0.2%)	0	0
HEPARIN CALCIUM	1 (0.2%)	0	0
HYALURONIC ACID	0	0	1 (0.2%)
HYDROCORTISONE ACETATE	0	0	1 (0.2%)
HYDROCORTISONE;NEOMYCIN;POLYMYXIN B	0	1 (0.2%)	0
HYDROCORTISONE;OXYTETRACYCLINE HYDROCHLORIDE	0	1 (0.2%)	0
HYLAN G-F 20	0	1 (0.2%)	0
LIDOCAINE HYDROCHLORIDE	1 (0.2%)	0	0
LINCOMYCIN	0	0	1 (0.2%)
LYSOZYME HYDROCHLORIDE	0	1 (0.2%)	0
METHAZOLAMIDE	0	0	1 (0.2%)
MOXIFLOXACIN	1 (0.2%)	0	0
NEOMYCIN SULFATE	0	0	1 (0.2%)
NEOMYCIN;TYROTHRICIN	0	0	1 (0.2%)
OXYTETRACYCLINE HYDROCHLORIDE;POLYMYXIN B SULFATE	1 (0.2%)	0	0
PLANTAGO PSYLLIUM	0	1 (0.2%)	0
POTASSIUM CHLORIDE;SODIUM CHLORIDE	0	1 (0.2%)	0
POTASSIUM PHOSPHATE DIBASIC;POTASSIUM PHOSPHATE MONOBASIC	0	0	1 (0.2%)
POVIDONE	0	0	1 (0.2%)
PREDNISOLONE ACETATE	1 (0.2%)	0	0
RIBAVIRIN	1 (0.2%)	0	0
RIFAMYCIN	0	0	1 (0.2%)
SIROLIMUS	0	0	1 (0.2%)
SODIUM GUALENATE HYDRATE	0	1 (0.2%)	0
SODIUM PHOSPHATE DIBASIC;SODIUM PHOSPHATE MONOBASIC	1 (0.2%)	0	0
TAURINE	0	0	1 (0.2%)
VACCINIUM MYRTILLUS FRUIT	0	0	1 (0.2%)
VACCINIUM MYRTILLUS FRUIT;XANTOFYL	1 (0.2%)	0	0
VASOCONSTRICTORS	1 (0.2%)	0	0
VIDARABINE	0	1 (0.2%)	0
WATER PURIFIED	0	0	1 (0.2%)
OTHER ALIMENTARY TRACT AND METABOLISM PRODUCTS			
Total number of patients with at least one treatment	75 (11.9%)	59 (9.3%)	74 (11.8%)
Total number of treatments	96	71	90
THIOCTIC ACID	37 (5.9%)	21 (3.3%)	26 (4.1%)
UBIDECARENONE	12 (1.9%)	12 (1.9%)	13 (2.1%)
SODIUM BICARBONATE	11 (1.7%)	6 (0.9%)	11 (1.8%)
ACETYLCYSTEINE	4 (0.6%)	11 (1.7%)	9 (1.4%)
PROBIOTICS NOS	4 (0.6%)	4 (0.6%)	6 (1.0%)
ZINC	4 (0.6%)	3 (0.5%)	6 (1.0%)
SUCRALFATE	1 (0.2%)	2 (0.3%)	4 (0.6%)
CLOSTRIDIUM BUTYRICUM	1 (0.2%)	1 (0.2%)	1 (0.2%)
PHOSPHORUS	0	1 (0.2%)	1 (0.2%)
THIOCTIC ACID TROMETHAMINE	1 (0.2%)	1 (0.2%)	0
UBIQUINOL	0	2 (0.3%)	0
ADEMETIONINE	1 (0.2%)	0	0
AMINO ACIDS NOS	0	1 (0.2%)	0
ARGININE	0	0	1 (0.2%)
ASTAXANTHIN	1 (0.2%)	0	0
BETA VULGARIS ROOT;CRATAEGUS LAEVIGATA;FOENICULUM VULGARE SEED;GLYCYRRHIZA GLABRA ROOT	1 (0.2%)	0	0
BRASSICA OLERACEA	1 (0.2%)	0	0
CARBOHYDRATES NOS;FATS NOS;MINERALS NOS;PROTEINS NOS;VITAMINS NOS	0	0	1 (0.2%)
CARNITINE	1 (0.2%)	0	0
CYSTEINE	0	0	1 (0.2%)
FIBRE, DIETARY	1 (0.2%)	0	0
LEVOCARNITINE	1 (0.2%)	0	0
LEVOCARNITINE PROPIONATE HYDROCHLORIDE	0	1 (0.2%)	0
LEVOGLUTAMIDE	1 (0.2%)	0	0
LYSINE	0	1 (0.2%)	0
OTHER ALIMENTARY TRACT AND METABOLISM PRODUCTS	1 (0.2%)	0	0
PANGAMIC ACID	0	0	1 (0.2%)
POLAPREZINC	0	1 (0.2%)	0
PREBIOTICS NOS;PROBIOTICS NOS	1 (0.2%)	0	0
TAURINE	0	0	1 (0.2%)
OTHER DERMATOLOGICAL PREPARATIONS			
Total number of patients with at least one treatment	175 (27.7%)	137 (21.7%)	165 (26.3%)
Total number of treatments	255	201	219
IBUPROFEN	55 (8.7%)	43 (6.8%)	47 (7.5%)
ASCORBIC ACID	26 (4.1%)	29 (4.6%)	24 (3.8%)
DICLOFENAC	24 (3.8%)	11 (1.7%)	12 (1.9%)
UBIDECARENONE	12 (1.9%)	12 (1.9%)	13 (2.1%)
DICLOFENAC SODIUM	14 (2.2%)	7 (1.1%)	10 (1.6%)
OXYGEN	8 (1.3%)	12 (1.9%)	8 (1.3%)
SODIUM BICARBONATE	11 (1.7%)	6 (0.9%)	11 (1.8%)
FINASTERIDE	8 (1.3%)	8 (1.3%)	10 (1.6%)
MAGNESIUM SULFATE	5 (0.8%)	6 (0.9%)	6 (1.0%)
SILDENAFIL CITRATE	7 (1.1%)	6 (0.9%)	2 (0.3%)
SILDENAFIL	5 (0.8%)	5 (0.8%)	4 (0.6%)
ESTRADIOL	3 (0.5%)	1 (0.2%)	7 (1.1%)
CALCIUM GLUCONATE	3 (0.5%)	1 (0.2%)	5 (0.8%)
CALCIUM CHLORIDE;POTASSIUM CHLORIDE;SODIUM CHLORIDE	4 (0.6%)	3 (0.5%)	1 (0.2%)

TRANEXAMIC ACID	2 (0.3%)	1 (0.2%)	5 (0.8%)
DUTASTERIDE	3 (0.5%)	2 (0.3%)	2 (0.3%)
IVERMECTIN	3 (0.5%)	2 (0.3%)	2 (0.3%)
OXYMETAZOLINE HYDROCHLORIDE	2 (0.3%)	2 (0.3%)	3 (0.5%)
POVIDONE-IODINE	3 (0.5%)	0	4 (0.6%)
PYRIDOXINE HYDROCHLORIDE	2 (0.3%)	3 (0.5%)	2 (0.3%)
SUCRALFATE	1 (0.2%)	2 (0.3%)	4 (0.6%)
OTHER DERMATOLOGICALS	2 (0.3%)	1 (0.2%)	3 (0.5%)
HYALURONATE SODIUM	3 (0.5%)	0	1 (0.2%)
GLYCOPYRRONIUM BROMIDE	0	2 (0.3%)	1 (0.2%)
OXYMETAZOLINE	0	0	3 (0.5%)
TACROLIMUS	1 (0.2%)	2 (0.3%)	0
ALDIOXA	1 (0.2%)	0	1 (0.2%)
BOTULINUM TOXIN TYPE A	2 (0.3%)	0	0
COLLAGEN	1 (0.2%)	1 (0.2%)	0
GUAIAZULENE	1 (0.2%)	1 (0.2%)	0
OENOTHERA BIENNIS OIL	0	0	2 (0.3%)
SALICYLIC ACID	2 (0.3%)	0	0
SALVIA OFFICINALIS	1 (0.2%)	1 (0.2%)	0
ALUMINIUM SILICATE	0	1 (0.2%)	0
ALUMINIUM SULFATE;CALCIUM ACETATE	1 (0.2%)	0	0
ARGININE;CINNAMOMUM SPP. OIL;CITRULLINE	1 (0.2%)	0	0
ASCORBIC ACID;COLLAGEN	0	1 (0.2%)	0
COPPER	1 (0.2%)	0	0
CRISABOROLE	1 (0.2%)	0	0
CROMOGLICATE SODIUM	1 (0.2%)	0	0
CYSTEINE;GLYCINE;GLYCYRRHIZIC ACID, AMMONIUM SALT	0	0	1 (0.2%)
GELATINE HYDROLYSATE	0	1 (0.2%)	0
HYALURONIC ACID	0	0	1 (0.2%)
IBUPROFEN PICONOL	0	1 (0.2%)	0
LITHIUM	0	0	1 (0.2%)
MINOXIDIL	1 (0.2%)	0	0
NITROUS OXIDE	0	0	1 (0.2%)
PHYTOMENADIONE	0	1 (0.2%)	0
POLYURETHANE	0	0	1 (0.2%)
PYRIDOXINE	0	1 (0.2%)	0
SIROLIMUS	0	0	1 (0.2%)
SUCROSE	1 (0.2%)	0	0
TACROLIMUS MONOHYDRATE	0	0	1 (0.2%)
VITIS VINIFERA	0	0	1 (0.2%)
OTHER DRUGS FOR DISORDERS OF THE MUSCULO-SKELETAL SYSTEM			
Total number of patients with at least one treatment	5 (0.8%)	7 (1.1%)	6 (1.0%)
Total number of treatments	5	7	6
HYALURONATE SODIUM	3 (0.5%)	0	1 (0.2%)
QUININE SULFATE	0	0	3 (0.5%)
ENZYMES NOS	1 (0.2%)	0	1 (0.2%)
AMYLASE;BROMELAINS;CHYMOTRYPSIN;LIPASE;PANCREATIN;PAPAIN;RUTOSIDE;TRYPSIN	0	1 (0.2%)	0
CHONDROITIN SULFATE;GLUCOSAMINE HYDROCHLORIDE;HYALURONIC ACID	0	1 (0.2%)	0
CLOMIPRAMINE	0	1 (0.2%)	0
CLOMIPRAMINE HYDROCHLORIDE	0	1 (0.2%)	0
COLLAGENASE CLOSTRIDIUM HISTOLYTICUM	0	1 (0.2%)	0
GELATIN	0	1 (0.2%)	0
HYALURONIC ACID	0	0	1 (0.2%)
HYLAN G-F 20	0	1 (0.2%)	0
QUININE	1 (0.2%)	0	0
OTHER GYNECOLOGICALS			
Total number of patients with at least one treatment	133 (21.0%)	124 (19.6%)	128 (20.4%)
Total number of treatments	197	177	170
IBUPROFEN	55 (8.7%)	43 (6.8%)	47 (7.5%)
SALBUTAMOL	23 (3.6%)	22 (3.5%)	21 (3.3%)
NIFEDIPINE	14 (2.2%)	15 (2.4%)	17 (2.7%)
NAPROXEN	14 (2.2%)	14 (2.2%)	6 (1.0%)
SALBUTAMOL SULFATE	10 (1.6%)	10 (1.6%)	13 (2.1%)
NAPROXEN SODIUM	10 (1.6%)	6 (0.9%)	12 (1.9%)
SODIUM BICARBONATE	11 (1.7%)	6 (0.9%)	11 (1.8%)
CLONIDINE	7 (1.1%)	6 (0.9%)	11 (1.8%)
PAROXETINE	5 (0.8%)	5 (0.8%)	3 (0.5%)
CLONIDINE HYDROCHLORIDE	6 (0.9%)	3 (0.5%)	2 (0.3%)
LACTOBACILLUS ACIDOPHILUS	3 (0.5%)	2 (0.3%)	2 (0.3%)
LACTOBACILLUS NOS	1 (0.2%)	2 (0.3%)	3 (0.5%)
HYALURONATE SODIUM	3 (0.5%)	0	1 (0.2%)
METHOTREXATE	0	3 (0.5%)	0
METHOTREXATE SODIUM	2 (0.3%)	0	1 (0.2%)
TERBUTALINE SULFATE	1 (0.2%)	1 (0.2%)	1 (0.2%)
OENOTHERA BIENNIS OIL	0	0	2 (0.3%)
SALVIA OFFICINALIS	1 (0.2%)	1 (0.2%)	0
STREPTODORNASE;STREPTOKINASE	1 (0.2%)	1 (0.2%)	0
ACHILLEA MILLEFOLIUM	0	1 (0.2%)	0
AKEBIA SPP. STEM;ANGELICA ACUTILOBA ROOT;ASARUM SPP. ROOT;CINNAMOMUM CASSIA BARK;GLYCYRRHIZA SPP. ROOT;PAEONIA LACTIFLORA ROOT;TETRADIUM RUTICARPUM FRUIT;ZINGIBER OFFICINALE RHIZOME;ZIZIPHUS JUJUBA FRUIT	0	1 (0.2%)	0

AKEBIA SPP. STEM;ANGELICA ACUTILOBA ROOT;BIANCAEA SAPPAN HEARTWOOD;CARTHAMUS TINCTORIUS FLOWER;CITRUS AURANTIUM PEEL;CITRUS SPP. UNRIPE FRUIT;GLYCYRRHIZA SPP. ROOT;MAGNOLIA SPP. BARK;RHEUM SPP. RHIZOME;SODIUM SULFATE ANHYDROUS	0	1 (0.2%)	0
ARTEMISIA ARGYI	0	1 (0.2%)	0
ARTEMISIA ARGYI LEAF	1 (0.2%)	0	0
BENZYDAMINE	0	1 (0.2%)	0
BROMOCRIPTINE MESILATE	0	1 (0.2%)	0
COPPER	1 (0.2%)	0	0
FENOTEROL HYDROBROMIDE	1 (0.2%)	0	0
HERBAL REMEDIES FOR GYNECOLOGICAL DISORDERS, OTHER	0	1 (0.2%)	0
HYALURONIC ACID	0	0	1 (0.2%)
IBUPROFEN PICONOL	0	1 (0.2%)	0
LACTOBACILLUS ACIDOPHILUS;LACTOBACILLUS CASEI;LACTOBACILLUS RHAMNOSUS	1 (0.2%)	0	0
LEVONORGESTREL	0	1 (0.2%)	0
PAROXETINE HYDROCHLORIDE	0	1 (0.2%)	0
PROGESTERONE	0	1 (0.2%)	0
TERBUTALINE	0	1 (0.2%)	0
TRIGONELLA FOENUM-GRAECUM	1 (0.2%)	0	0
WATER PURIFIED	0	0	1 (0.2%)
WITHANIA SOMNIFERA	0	1 (0.2%)	0
OTHER HEMATOLOGICAL AGENTS			
Total number of patients with at least one treatment	4 (0.6%)	2 (0.3%)	2 (0.3%)
Total number of treatments	4	2	2
ENZYMES NOS	1 (0.2%)	0	1 (0.2%)
HYDROXYCARBAMIDE	0	1 (0.2%)	1 (0.2%)
STREPTODORNASE;STREPTOKINASE	1 (0.2%)	1 (0.2%)	0
COMPLEMENT C1 ESTERASE INHIBITOR	1 (0.2%)	0	0
LEVOGLUTAMIDE	1 (0.2%)	0	0
OTHER NERVOUS SYSTEM DRUGS			
Total number of patients with at least one treatment	170 (26.9%)	137 (21.7%)	174 (27.8%)
Total number of treatments	232	182	218
GABAPENTIN	77 (12.2%)	61 (9.7%)	60 (9.6%)
THIOCTIC ACID	37 (5.9%)	21 (3.3%)	26 (4.1%)
VITAMIN B12 NOS	22 (3.5%)	22 (3.5%)	26 (4.1%)
CLONIDINE	7 (1.1%)	6 (0.9%)	11 (1.8%)
BETAHISTINE HYDROCHLORIDE	5 (0.8%)	6 (0.9%)	7 (1.1%)
BUPROPION HYDROCHLORIDE	7 (1.1%)	5 (0.8%)	6 (1.0%)
MECOBALAMIN	4 (0.6%)	4 (0.6%)	8 (1.3%)
FLUOXETINE	1 (0.2%)	7 (1.1%)	6 (1.0%)
PROPRANOLOL	4 (0.6%)	4 (0.6%)	6 (1.0%)
MECLOZINE	2 (0.3%)	4 (0.6%)	7 (1.1%)
TRIMETAZIDINE HYDROCHLORIDE	6 (0.9%)	1 (0.2%)	6 (1.0%)
CLONIDINE HYDROCHLORIDE	6 (0.9%)	3 (0.5%)	2 (0.3%)
BETAHISTINE	4 (0.6%)	2 (0.3%)	3 (0.5%)
FLUOXETINE HYDROCHLORIDE	4 (0.6%)	2 (0.3%)	3 (0.5%)
NICOTINE	3 (0.5%)	4 (0.6%)	2 (0.3%)
BUPROPION	2 (0.3%)	2 (0.3%)	2 (0.3%)
VARENICLINE TARTRATE	1 (0.2%)	3 (0.5%)	2 (0.3%)
BUPRENORPHINE	2 (0.3%)	0	3 (0.5%)
BETAHISTINE MESILATE	2 (0.3%)	1 (0.2%)	1 (0.2%)
GINKGO BILOBA EXTRACT	3 (0.5%)	0	1 (0.2%)
PROPRANOLOL HYDROCHLORIDE	1 (0.2%)	1 (0.2%)	2 (0.3%)
GINKGO BILOBA	0	1 (0.2%)	2 (0.3%)
NEOSTIGMINE	1 (0.2%)	0	2 (0.3%)
TRIMETAZIDINE	0	1 (0.2%)	2 (0.3%)
CINNARIZINE	0	1 (0.2%)	1 (0.2%)
DIMENHYDRINATE	0	1 (0.2%)	1 (0.2%)
ISOPRENALINE	2 (0.3%)	0	0
MECLOZINE HYDROCHLORIDE	0	0	2 (0.3%)
NALOXONE	1 (0.2%)	0	1 (0.2%)
PHOSPHOLIPIDS	0	2 (0.3%)	0
PYRIDOSTIGMINE BROMIDE	0	2 (0.3%)	0
BETHANECHOL CHLORIDE	1 (0.2%)	0	0
CHOLINE ALFOSCERATE	1 (0.2%)	0	0
CHOLINE;INOSITOL	0	1 (0.2%)	0
CINNARIZINE;DIMENHYDRINATE	0	0	1 (0.2%)
CYTIDINE PHOSPHATE SODIUM;HYDROXOCOBALAMIN ACETATE;LIDOCAINE HYDROCHLORIDE;URIDINE TRIPHOSPHATE TRISODIUM	1 (0.2%)	0	0
DEXTROMETHORPHAN HYDROBROMIDE;QUINIDINE SULFATE	0	0	1 (0.2%)
FLUNARIZINE DIHYDROCHLORIDE	0	1 (0.2%)	0
FOLIC ACID;MECOBALAMIN;PYRIDOXINE HYDROCHLORIDE;THIOCTIC ACID	0	0	1 (0.2%)
HYDROXOCOBALAMIN	1 (0.2%)	0	0
MELDONIUM	1 (0.2%)	0	0
METHADONE	1 (0.2%)	0	0
METHYLETHYLPIRIDINOL SUCCINATE	0	0	1 (0.2%)
NALOXONE HYDROCHLORIDE	1 (0.2%)	0	0
PYRIDOSTIGMINE	0	0	1 (0.2%)
VARENICLINE	1 (0.2%)	0	0
OTHER RESPIRATORY SYSTEM PRODUCTS			
Total number of patients with at least one treatment	10 (1.6%)	10 (1.6%)	5 (0.8%)

Total number of treatments	11	10	6
AMBROXOL HYDROCHLORIDE	8 (1.3%)	2 (0.3%)	3 (0.5%)
AMBROXOL	2 (0.3%)	4 (0.6%)	1 (0.2%)
OTHER RESPIRATORY SYSTEM PRODUCTS	0	1 (0.2%)	1 (0.2%)
PHOSPHOLIPIDS	0	2 (0.3%)	0
ASARUM SPP. ROOT;CINNAMOMUM CASSIA BARK;EPHEDRA SPP. HERB;GLYCYRRHIZA SPP. ROOT;PAEONIA LACTIFLORA ROOT;PINELLIA TERNATA TUBER;SCHISANDRA CHINENSIS FRUIT;ZINGIBER OFFICINALE RHIZOME	0	1 (0.2%)	0
OTOLOGICALS			
Total number of patients with at least one treatment	131 (20.7%)	118 (18.7%)	115 (18.3%)
Total number of treatments	255	194	219
SODIUM CHLORIDE	42 (6.6%)	25 (4.0%)	26 (4.1%)
CIPROFLOXACIN	25 (4.0%)	26 (4.1%)	29 (4.6%)
LEVOFLOXACIN	18 (2.8%)	16 (2.5%)	21 (3.3%)
LIDOCAINE	19 (3.0%)	16 (2.5%)	14 (2.2%)
DEXAMETHASONE	16 (2.5%)	16 (2.5%)	8 (1.3%)
DOCUSATE SODIUM	10 (1.6%)	6 (0.9%)	16 (2.6%)
SODIUM BICARBONATE	11 (1.7%)	6 (0.9%)	11 (1.8%)
PREDNISOLONE	11 (1.7%)	6 (0.9%)	5 (0.8%)
HYDROCORTISONE	9 (1.4%)	6 (0.9%)	5 (0.8%)
DOCUSATE	2 (0.3%)	9 (1.4%)	4 (0.6%)
CLOTRIMAZOLE	5 (0.8%)	6 (0.9%)	1 (0.2%)
DEXAMETHASONE SODIUM PHOSPHATE	3 (0.5%)	4 (0.6%)	1 (0.2%)
STEROIDS	2 (0.3%)	5 (0.8%)	1 (0.2%)
GENTAMICIN	4 (0.6%)	0	3 (0.5%)
CHLORHEXIDINE	3 (0.5%)	0	3 (0.5%)
OFLOXACIN	1 (0.2%)	1 (0.2%)	4 (0.6%)
BENZOCAINE	3 (0.5%)	0	1 (0.2%)
BETAMETHASONE	1 (0.2%)	2 (0.3%)	1 (0.2%)
CIPROFLOXACIN HYDROCHLORIDE	1 (0.2%)	1 (0.2%)	2 (0.3%)
GENTAMICIN SULFATE	1 (0.2%)	1 (0.2%)	1 (0.2%)
LEVOFLOXACIN HEMIHYDRATE	1 (0.2%)	1 (0.2%)	1 (0.2%)
NEOMYCIN	1 (0.2%)	1 (0.2%)	1 (0.2%)
CHLORAMPHENICOL	1 (0.2%)	1 (0.2%)	0
CHLORHEXIDINE GLUCONATE	1 (0.2%)	1 (0.2%)	0
HYDROCORTISONE SODIUM SUCCINATE	1 (0.2%)	1 (0.2%)	0
MICONAZOLE	1 (0.2%)	1 (0.2%)	0
MICONAZOLE NITRATE	1 (0.2%)	0	1 (0.2%)
SALICYLIC ACID	2 (0.3%)	0	0
TETRACYCLINE HYDROCHLORIDE	0	1 (0.2%)	1 (0.2%)
ALUMINIUM ACETOTARTRATE	1 (0.2%)	0	0
ANESTHETICS, LOCAL	1 (0.2%)	0	0
BETAMETHASONE DIPROPIONATE	0	1 (0.2%)	0
BETAMETHASONE VALERATE	1 (0.2%)	0	0
CIPROFLOXACIN HYDROCHLORIDE;FLUOCINOLONE ACETONIDE	1 (0.2%)	0	0
DEXAMETHASONE;NEOMYCIN SULFATE	0	1 (0.2%)	0
FLUOCINOLONE ACETONIDE	0	1 (0.2%)	0
HYDROCORTISONE ACETATE	0	0	1 (0.2%)
HYDROCORTISONE;NEOMYCIN;POLYMYXIN B	0	1 (0.2%)	0
HYDROCORTISONE;OXYTETRACYCLINE HYDROCHLORIDE	0	1 (0.2%)	0
LIDOCAINE HYDROCHLORIDE	1 (0.2%)	0	0
LINCOMYCIN	0	0	1 (0.2%)
NEOMYCIN SULFATE	0	0	1 (0.2%)
PHENOL	0	0	1 (0.2%)
PREDNISOLONE ACETATE	1 (0.2%)	0	0
RIFAMYCIN	0	0	1 (0.2%)
TRAFERMIN	0	1 (0.2%)	0
UREA HYDROGEN PEROXIDE	0	1 (0.2%)	0
PANCREATIC HORMONES			
Total number of patients with at least one treatment	9 (1.4%)	8 (1.3%)	7 (1.1%)
Total number of treatments	11	8	8
GLUCAGON	9 (1.4%)	8 (1.3%)	7 (1.1%)
PERIPHERAL VASODILATORS			
Total number of patients with at least one treatment	23 (3.6%)	21 (3.3%)	18 (2.9%)
Total number of treatments	31	28	18
PENTOXIFYLLINE	13 (2.1%)	10 (1.6%)	7 (1.1%)
NAFTIDROFURYL OXALATE	4 (0.6%)	5 (0.8%)	3 (0.5%)
NICOTINIC ACID	3 (0.5%)	2 (0.3%)	2 (0.3%)
GINKGO BILOBA EXTRACT	3 (0.5%)	0	1 (0.2%)
NICERGOLINE	1 (0.2%)	2 (0.3%)	1 (0.2%)
GINKGO BILOBA	0	1 (0.2%)	2 (0.3%)
ENZYMES NOS	1 (0.2%)	0	1 (0.2%)
ACHYRANTHES BIDENTATA ROOT;ACONITUM SPP. PROCESSED ROOT;ALISMA ORIENTALE TUBER;CINNAMOMUM CASSIA BARK;CORNUS OFFICINALIS FRUIT;DIOSCOREA SPP. RHIZOME;PAEONIA X SUFFRUTICOSA ROOT BARK;PLANTAGO ASIATICA SEED;PORIA COCOS SCLEROTIUM;REHMANNIA GLUTINOSA ROOT	0	1 (0.2%)	0
ACONITUM SPP. PROCESSED ROOT;ALISMA ORIENTALE TUBER;CINNAMOMUM CASSIA BARK;CORNUS OFFICINALIS FRUIT;DIOSCOREA SPP. RHIZOME;PAEONIA X SUFFRUTICOSA ROOT BARK;PORIA COCOS SCLEROTIUM;REHMANNIA GLUTINOSA ROOT	0	1 (0.2%)	0
AKEBIA SPP. STEM;ANGELICA ACUTILOBA ROOT;ASARUM SPP. ROOT;CINNAMOMUM CASSIA BARK;GLYCYRRHIZA SPP. ROOT;PAEONIA LACTIFLORA ROOT;TETRADIUM RUTICARPUM FRUIT;ZINGIBER OFFICINALE RHIZOME;ZIZIPHUS JUJUBA FRUIT	0	1 (0.2%)	0
BENCYCLANE FUMARATE	0	1 (0.2%)	0

METHYLETHYLPIRIDINOL SUCCINATE	0	0	1 (0.2%)
NAFTIDROFURYL	1 (0.2%)	0	0
PAPAVERINE HYDROCHLORIDE	1 (0.2%)	0	0
PITUITARY AND HYPOTHALAMIC HORMONES AND ANALOGUES			
Total number of patients with at least one treatment	1 (0.2%)	1 (0.2%)	1 (0.2%)
Total number of treatments	1	1	1
SOMATOSTATIN ACETATE	0	0	1 (0.2%)
TERLIPRESSIN ACETATE	0	1 (0.2%)	0
VASOPRESSIN	1 (0.2%)	0	0
PREPARATIONS FOR TREATMENT OF WOUNDS AND ULCERS			
Total number of patients with at least one treatment	61 (9.7%)	48 (7.6%)	51 (8.1%)
Total number of treatments	99	73	97
SODIUM CHLORIDE	42 (6.6%)	25 (4.0%)	26 (4.1%)
FISH OIL	10 (1.6%)	15 (2.4%)	21 (3.3%)
DIMETICONE	3 (0.5%)	2 (0.3%)	1 (0.2%)
CADEXOMER IODINE	0	2 (0.3%)	2 (0.3%)
HYALURONATE SODIUM	3 (0.5%)	0	1 (0.2%)
COD-LIVER OIL	1 (0.2%)	1 (0.2%)	1 (0.2%)
PANTOTHENIC ACID	1 (0.2%)	1 (0.2%)	1 (0.2%)
ALPROSTADIL	1 (0.2%)	0	1 (0.2%)
ALPROSTADIL ALFADEX	0	2 (0.3%)	0
COLLAGENASE	2 (0.3%)	0	0
PREPARATIONS FOR TREATMENT OF WOUNDS AND ULCERS	1 (0.2%)	1 (0.2%)	0
STREPTODORNASE;STREPTOKINASE	1 (0.2%)	1 (0.2%)	0
ALGINIC ACID;GLUCOSE;GLUCOSE OXIDASE;GUAIACOL;LACTOPEROXIDASE;MACROGOL	1 (0.2%)	0	0
ARNICA MONTANA	0	1 (0.2%)	0
DEXPANTHENOL	0	0	1 (0.2%)
GLYCERYL MONOSTEARATE;MYROXYLON BALSAMUM BALSAM;RICINUS COMMUNIS OIL;WHITE SOFT PARAFFIN	0	0	1 (0.2%)
HONEY	1 (0.2%)	0	0
HYALURONIC ACID	0	0	1 (0.2%)
HYLAN G-F 20	0	1 (0.2%)	0
LYSINE	0	1 (0.2%)	0
MENADIONE	1 (0.2%)	0	0
SITOSTEROL	0	0	1 (0.2%)
TOCOPHEROL	0	1 (0.2%)	0
TRAFERMIN	0	1 (0.2%)	0
PSYCHOANALEPTICS			
Total number of patients with at least one treatment	133 (21.0%)	113 (17.9%)	122 (19.5%)
Total number of treatments	175	157	181
SERTRALINE	13 (2.1%)	9 (1.4%)	12 (1.9%)
DULOXETINE HYDROCHLORIDE	11 (1.7%)	9 (1.4%)	12 (1.9%)
DULOXETINE	10 (1.6%)	13 (2.1%)	7 (1.1%)
ESCITALOPRAM OXALATE	8 (1.3%)	9 (1.4%)	10 (1.6%)
TRAZODONE	7 (1.1%)	9 (1.4%)	10 (1.6%)
AMITRIPTYLINE	14 (2.2%)	3 (0.5%)	8 (1.3%)
CLONIDINE	7 (1.1%)	6 (0.9%)	11 (1.8%)
VENLAFAXINE HYDROCHLORIDE	6 (0.9%)	9 (1.4%)	5 (0.8%)
VINPOCETINE	3 (0.5%)	6 (0.9%)	10 (1.6%)
BUPROPION HYDROCHLORIDE	7 (1.1%)	5 (0.8%)	6 (1.0%)
CITALOPRAM	5 (0.8%)	7 (1.1%)	6 (1.0%)
PIRACETAM	7 (1.1%)	4 (0.6%)	6 (1.0%)
ESCITALOPRAM	7 (1.1%)	3 (0.5%)	5 (0.8%)
MIRTAZAPINE	6 (0.9%)	6 (0.9%)	3 (0.5%)
FLUOXETINE	1 (0.2%)	7 (1.1%)	6 (1.0%)
PAROXETINE	5 (0.8%)	5 (0.8%)	3 (0.5%)
VENLAFAXINE	3 (0.5%)	4 (0.6%)	5 (0.8%)
CLONIDINE HYDROCHLORIDE	6 (0.9%)	3 (0.5%)	2 (0.3%)
FLUOXETINE HYDROCHLORIDE	4 (0.6%)	2 (0.3%)	3 (0.5%)
SERTRALINE HYDROCHLORIDE	2 (0.3%)	2 (0.3%)	5 (0.8%)
TRAZODONE HYDROCHLORIDE	5 (0.8%)	1 (0.2%)	1 (0.2%)
BUPROPION	2 (0.3%)	2 (0.3%)	2 (0.3%)
AMITRIPTYLINE HYDROCHLORIDE	2 (0.3%)	2 (0.3%)	1 (0.2%)
CITALOPRAM HYDROBROMIDE	5 (0.8%)	0	0
CITICOLINE	1 (0.2%)	1 (0.2%)	3 (0.5%)
LAMOTRIGINE	1 (0.2%)	0	4 (0.6%)
DONEPEZIL	1 (0.2%)	2 (0.3%)	1 (0.2%)
DOXEPIN	1 (0.2%)	1 (0.2%)	2 (0.3%)
GINKGO BILOBA EXTRACT	3 (0.5%)	0	1 (0.2%)
AGOMELATINE	1 (0.2%)	2 (0.3%)	0
DONEPEZIL HYDROCHLORIDE	1 (0.2%)	2 (0.3%)	0
GINKGO BILOBA	0	1 (0.2%)	2 (0.3%)
MEMANTINE HYDROCHLORIDE	0	2 (0.3%)	1 (0.2%)
NORTRIPTYLINE	0	2 (0.3%)	1 (0.2%)
AMFETAMINE ASPARTATE;AMFETAMINE SULFATE;DEXAMFETAMINE SACCHARATE;DEXAMFETAMINE SULFATE	1 (0.2%)	0	1 (0.2%)
DESVENLAFAXINE	2 (0.3%)	0	0
DOXEPIN HYDROCHLORIDE	0	1 (0.2%)	1 (0.2%)
ENZYMES NOS	1 (0.2%)	0	1 (0.2%)
GALANTAMINE HYDROBROMIDE	1 (0.2%)	1 (0.2%)	0
IMIPRAMINE	1 (0.2%)	1 (0.2%)	0
MEMANTINE	0	0	2 (0.3%)

METHYLPHENIDATE HYDROCHLORIDE	1 (0.2%)	0	1 (0.2%)
MODAFINIL	0	0	2 (0.3%)
PAROXETINE HYDROCHLORIDE	0	2 (0.3%)	0
RIVASTIGMINE	1 (0.2%)	1 (0.2%)	0
VORTIOXETINE HYDROBROMIDE	1 (0.2%)	0	1 (0.2%)
ACETYLCARNITINE HYDROCHLORIDE	0	1 (0.2%)	0
ACORUS CALAMUS;BACOPA MONNIERI;CELASTRUS PANICULATUS;CENTELLA ASIATICA;EVOLVULUS ALSINOIDES;FOENICULUM VULGARE;GLYCYRRHIZA GLABRA;MYRISTICA FRAGRANS;TERMINALIA ARJUNA;WITHANIA SOMNIFERA	0	0	1 (0.2%)
ADEMETIONINE	1 (0.2%)	0	0
CAMELLIA SINENSIS	0	0	1 (0.2%)
CIMICIFUGA SPP.;HYPERICUM SPP.	1 (0.2%)	0	0
CITICOLINE SODIUM	0	0	1 (0.2%)
CLOMIPRAMINE	0	1 (0.2%)	0
CLOMIPRAMINE HYDROCHLORIDE	0	1 (0.2%)	0
CORDYCEPS SINENSIS	0	1 (0.2%)	0
DESVENLAFAXINE SUCCINATE	0	1 (0.2%)	0
DONEPEZIL HYDROCHLORIDE;MEMANTINE HYDROCHLORIDE	0	1 (0.2%)	0
IMIPRAMINE HYDROCHLORIDE	0	1 (0.2%)	0
IPIDACRINE	0	1 (0.2%)	0
MAGNOLIA SPP. BARK;PERILLA FRUTESCENS VAR. CRISPA HERB;PINELLIA TERNATA TUBER;PORIA COCOS SCLEROTIUM;ZINGIBER OFFICINALE RHIZOME	0	1 (0.2%)	0
METHYLETHYLPIRIDINOL SUCCINATE	0	0	1 (0.2%)
MILNACIPRAN HYDROCHLORIDE	0	0	1 (0.2%)
NORTRIPTYLINE HYDROCHLORIDE	0	1 (0.2%)	0
OPIPRAMOL HYDROCHLORIDE	1 (0.2%)	0	0
RUBIDIUM	0	0	1 (0.2%)
SCELETIUM TORTUOSUM	0	0	1 (0.2%)
TIANEPTINE SODIUM	0	0	1 (0.2%)
WITHANIA SOMNIFERA	0	1 (0.2%)	0
PSYCHOLEPTICS			
Total number of patients with at least one treatment	194 (30.7%)	166 (26.3%)	169 (27.0%)
Total number of treatments	335	261	288
PREGABALIN	36 (5.7%)	25 (4.0%)	29 (4.6%)
ALPRAZOLAM	18 (2.8%)	10 (1.6%)	13 (2.1%)
LORAZEPAM	13 (2.1%)	10 (1.6%)	15 (2.4%)
DIPHENHYDRAMINE HYDROCHLORIDE	17 (2.7%)	9 (1.4%)	10 (1.6%)
SERTRALINE	13 (2.1%)	9 (1.4%)	12 (1.9%)
DULOXETINE HYDROCHLORIDE	11 (1.7%)	9 (1.4%)	12 (1.9%)
DULOXETINE	10 (1.6%)	13 (2.1%)	7 (1.1%)
ESCITALOPRAM OXALATE	8 (1.3%)	9 (1.4%)	10 (1.6%)
MELATONIN	7 (1.1%)	15 (2.4%)	5 (0.8%)
AMITRIPTYLINE	14 (2.2%)	3 (0.5%)	8 (1.3%)
HYDROXYZINE	9 (1.4%)	6 (0.9%)	10 (1.6%)
MIDAZOLAM	11 (1.7%)	8 (1.3%)	4 (0.6%)
PROMETHAZINE	10 (1.6%)	5 (0.8%)	7 (1.1%)
ZOLPIDEM TARTRATE	8 (1.3%)	7 (1.1%)	6 (1.0%)
VENLAFAXINE HYDROCHLORIDE	6 (0.9%)	9 (1.4%)	5 (0.8%)
DIAZEPAM	6 (0.9%)	8 (1.3%)	5 (0.8%)
CLONAZEPAM	6 (0.9%)	7 (1.1%)	4 (0.6%)
DIPHENHYDRAMINE	4 (0.6%)	5 (0.8%)	6 (1.0%)
ESCITALOPRAM	7 (1.1%)	3 (0.5%)	5 (0.8%)
FLUOXETINE	1 (0.2%)	7 (1.1%)	6 (1.0%)
PROPRANOLOL	4 (0.6%)	4 (0.6%)	6 (1.0%)
PAROXETINE	5 (0.8%)	5 (0.8%)	3 (0.5%)
VENLAFAXINE	3 (0.5%)	4 (0.6%)	5 (0.8%)
ZOLPIDEM	7 (1.1%)	4 (0.6%)	1 (0.2%)
HYDROXYZINE HYDROCHLORIDE	3 (0.5%)	2 (0.3%)	5 (0.8%)
PROCHLORPERAZINE	3 (0.5%)	4 (0.6%)	3 (0.5%)
BUSPIRONE	4 (0.6%)	2 (0.3%)	3 (0.5%)
FLUOXETINE HYDROCHLORIDE	4 (0.6%)	2 (0.3%)	3 (0.5%)
SERTRALINE HYDROCHLORIDE	2 (0.3%)	2 (0.3%)	5 (0.8%)
BROMAZEPAM	3 (0.5%)	3 (0.5%)	2 (0.3%)
QUETIAPINE	4 (0.6%)	1 (0.2%)	3 (0.5%)
CANNABIDIOL	2 (0.3%)	4 (0.6%)	1 (0.2%)
MIDAZOLAM HYDROCHLORIDE	3 (0.5%)	1 (0.2%)	2 (0.3%)
QUETIAPINE FUMARATE	5 (0.8%)	0	1 (0.2%)
AMITRIPTYLINE HYDROCHLORIDE	2 (0.3%)	2 (0.3%)	1 (0.2%)
CANNABIS SATIVA	2 (0.3%)	2 (0.3%)	1 (0.2%)
HALOPERIDOL	2 (0.3%)	2 (0.3%)	1 (0.2%)
RISPERIDONE	2 (0.3%)	2 (0.3%)	1 (0.2%)
TEMAZEPAM	1 (0.2%)	3 (0.5%)	1 (0.2%)
DEXMEDETOMIDINE	3 (0.5%)	1 (0.2%)	0
DIPHENHYDRAMINE HYDROCHLORIDE;PARACETAMOL	0	1 (0.2%)	3 (0.5%)
DOXEPIN	1 (0.2%)	1 (0.2%)	2 (0.3%)
ESTAZOLAM	2 (0.3%)	0	2 (0.3%)
ETIZOLAM	1 (0.2%)	0	3 (0.5%)
HYOSCINE	1 (0.2%)	1 (0.2%)	2 (0.3%)
LORMETAZEPAM	1 (0.2%)	2 (0.3%)	1 (0.2%)
PROMETHAZINE HYDROCHLORIDE	1 (0.2%)	2 (0.3%)	1 (0.2%)
PROPRANOLOL HYDROCHLORIDE	1 (0.2%)	1 (0.2%)	2 (0.3%)
ARIPIPRAZOLE	0	1 (0.2%)	2 (0.3%)

CARBAMAZEPINE	3 (0.5%)	0	0
ESZOPICLONE	2 (0.3%)	0	1 (0.2%)
MEPHENOXALONE	2 (0.3%)	0	1 (0.2%)
OTHER HYPNOTICS AND SEDATIVES	1 (0.2%)	1 (0.2%)	1 (0.2%)
OXAZEPAM	3 (0.5%)	0	0
SUVOREXANT	3 (0.5%)	0	0
VALPROATE SEMISODIUM	0	1 (0.2%)	2 (0.3%)
ZOPICLONE	1 (0.2%)	2 (0.3%)	0
BROTIZOLAM	1 (0.2%)	0	1 (0.2%)
BUSPIRONE HYDROCHLORIDE	0	1 (0.2%)	1 (0.2%)
CLORAZEPATE DIPOTASSIUM	1 (0.2%)	0	1 (0.2%)
DEXMEDETOMIDINE HYDROCHLORIDE	1 (0.2%)	1 (0.2%)	0
DOXEPIN HYDROCHLORIDE	0	1 (0.2%)	1 (0.2%)
FLUDIAZEPAM	0	1 (0.2%)	1 (0.2%)
LURASIDONE HYDROCHLORIDE	0	0	2 (0.3%)
OLANZAPINE	1 (0.2%)	0	1 (0.2%)
PAROXETINE HYDROCHLORIDE	0	2 (0.3%)	0
PROCHLORPERAZINE MALEATE	0	1 (0.2%)	1 (0.2%)
CARIPRAZINE HYDROCHLORIDE	0	0	1 (0.2%)
CHLORPROTHIXENE	0	0	1 (0.2%)
CINOLAZEPAM	1 (0.2%)	0	0
CLOMETHIAZOLE	0	1 (0.2%)	0
CLOMIPRAMINE	0	1 (0.2%)	0
CLOMIPRAMINE HYDROCHLORIDE	0	1 (0.2%)	0
CLOTIAZEPAM	1 (0.2%)	0	0
CLOZAPINE	0	0	1 (0.2%)
DIPHENHYDRAMINE CITRATE;PARACETAMOL	1 (0.2%)	0	0
DIPHENHYDRAMINE HYDROCHLORIDE;NAPROXEN SODIUM	0	0	1 (0.2%)
DROPERIDOL	0	0	1 (0.2%)
FLUNITRAZEPAM	0	1 (0.2%)	0
LEMBOREXANT	0	0	1 (0.2%)
LEVOMEPROMAZINE	0	0	1 (0.2%)
LITHIUM	0	0	1 (0.2%)
MAGNOLIA SPP. BARK;PERILLA FRUTESCENS VAR. CRISPA HERB;PINELLIA TERNATA TUBER;PORIA COCOS SCLEROTIUM;ZINGIBER OFFICINALE RHIZOME	0	1 (0.2%)	0
PERAZINE DIMALONATE	1 (0.2%)	0	0
PHENAZEPAM	1 (0.2%)	0	0
PROCHLORPERAZINE EDISYLATE	1 (0.2%)	0	0
PROMAZINE HYDROCHLORIDE	0	1 (0.2%)	0
SCELETIUM TORTUOSUM	0	0	1 (0.2%)
THIOPENTAL	0	0	1 (0.2%)
VALPROIC ACID	1 (0.2%)	0	0
WITHANIA SOMNIFERA	0	1 (0.2%)	0
SEX HORMONES AND MODULATORS OF THE GENITAL SYSTEM			
Total number of patients with at least one treatment	5 (0.8%)	11 (1.7%)	18 (2.9%)
Total number of treatments	5	12	19
ESTRADIOL	3 (0.5%)	1 (0.2%)	7 (1.1%)
TESTOSTERONE	1 (0.2%)	4 (0.6%)	2 (0.3%)
MEDROXYPROGESTERONE ACETATE	0	0	3 (0.5%)
TESTOSTERONE CIPIONATE	0	1 (0.2%)	2 (0.3%)
3,3'-DIINDOLYLMETHANE	0	1 (0.2%)	0
BORON;CALCIUM;CIMICIFUGA RACEMOSA EXTRACT;FOLIC ACID;GLYCINE MAX EXTRACT;MAGNOLIA OFFICINALIS;NICOTINIC ACID;PYRIDOXINE HYDROCHLORIDE;RIBOFLAVIN;SELENIUM;THIAMINE;TOCOPHEROL;VITAMIN B12 NOS	0	1 (0.2%)	0
CIMICIFUGA SPP.;HYPERICUM SPP.	1 (0.2%)	0	0
DESOGESTREL	0	1 (0.2%)	0
DROSPIRENONE;ETHINYLESTRADIOL	0	0	1 (0.2%)
ESTROGENS CONJUGATED	0	0	1 (0.2%)
ETHINYLESTRADIOL;GESTODENE	0	0	1 (0.2%)
ETHINYLESTRADIOL;NORGESTIMATE	0	0	1 (0.2%)
ETONOGESTREL	0	1 (0.2%)	0
LEVONORGESTREL	0	1 (0.2%)	0
PROGESTERONE	0	1 (0.2%)	0
STOMATOLOGICAL PREPARATIONS			
Total number of patients with at least one treatment	332 (52.5%)	333 (52.7%)	311 (49.6%)
Total number of treatments	629	551	528
ACETYLSALICYLIC ACID	226 (35.8%)	247 (39.1%)	225 (35.9%)
SODIUM CHLORIDE	42 (6.6%)	25 (4.0%)	26 (4.1%)
DOXYCYCLINE	22 (3.5%)	25 (4.0%)	20 (3.2%)
LIDOCAINE	19 (3.0%)	16 (2.5%)	14 (2.2%)
DICLOFENAC	24 (3.8%)	11 (1.7%)	12 (1.9%)
METRONIDAZOLE	15 (2.4%)	10 (1.6%)	18 (2.9%)
DEXAMETHASONE	16 (2.5%)	16 (2.5%)	8 (1.3%)
NAPROXEN	14 (2.2%)	14 (2.2%)	6 (1.0%)
POTASSIUM	10 (1.6%)	10 (1.6%)	13 (2.1%)
DICLOFENAC SODIUM	14 (2.2%)	7 (1.1%)	10 (1.6%)
OXYGEN	8 (1.3%)	12 (1.9%)	8 (1.3%)
SODIUM BICARBONATE	11 (1.7%)	6 (0.9%)	11 (1.8%)
KETOPROFEN	16 (2.5%)	6 (0.9%)	5 (0.8%)
PREDNISOLONE	11 (1.7%)	6 (0.9%)	5 (0.8%)
HYDROCORTISONE	9 (1.4%)	6 (0.9%)	5 (0.8%)

NYSTATIN	8 (1.3%)	2 (0.3%)	7 (1.1%)
EPINEPHRINE	3 (0.5%)	5 (0.8%)	6 (1.0%)
TRIAMCINOLONE ACETONIDE	3 (0.5%)	7 (1.1%)	4 (0.6%)
ZINC	4 (0.6%)	3 (0.5%)	6 (1.0%)
CLOTRIMAZOLE	5 (0.8%)	6 (0.9%)	1 (0.2%)
TRIAMCINOLONE	6 (0.9%)	4 (0.6%)	2 (0.3%)
CLOBETASOL PROPIONATE	3 (0.5%)	4 (0.6%)	3 (0.5%)
ELECTROLYTES NOS	4 (0.6%)	5 (0.8%)	1 (0.2%)
DEXAMETHASONE SODIUM PHOSPHATE	3 (0.5%)	4 (0.6%)	1 (0.2%)
TRANEXAMIC ACID	2 (0.3%)	1 (0.2%)	5 (0.8%)
DOXYCYCLINE HYCLATE	1 (0.2%)	3 (0.5%)	3 (0.5%)
NIMESULIDE	1 (0.2%)	0	6 (1.0%)
POVIDONE-IODINE	3 (0.5%)	0	4 (0.6%)
SUCRALFATE	1 (0.2%)	2 (0.3%)	4 (0.6%)
CHLORHEXIDINE	3 (0.5%)	0	3 (0.5%)
DIMETICONE	3 (0.5%)	2 (0.3%)	1 (0.2%)
BENZOCAINE	3 (0.5%)	0	1 (0.2%)
HYALURONATE SODIUM	3 (0.5%)	0	1 (0.2%)
MINOCYCLINE	1 (0.2%)	1 (0.2%)	1 (0.2%)
MINOCYCLINE HYDROCHLORIDE	1 (0.2%)	0	2 (0.3%)
NEOMYCIN	1 (0.2%)	1 (0.2%)	1 (0.2%)
ALOE VERA	0	1 (0.2%)	1 (0.2%)
BENZOCAINE;CETYLPYRIDINIUM CHLORIDE	2 (0.3%)	0	0
CHLORAMPHENICOL	1 (0.2%)	1 (0.2%)	0
CHLORHEXIDINE GLUCONATE	1 (0.2%)	1 (0.2%)	0
FLURBIPROFEN	0	1 (0.2%)	1 (0.2%)
HYDROCORTISONE SODIUM SUCCINATE	1 (0.2%)	1 (0.2%)	0
MICONAZOLE	1 (0.2%)	1 (0.2%)	0
MICONAZOLE NITRATE	1 (0.2%)	0	1 (0.2%)
OTHER AGENTS FOR LOCAL ORAL TREATMENT	0	2 (0.3%)	0
SALICYLIC ACID	2 (0.3%)	0	0
SALVIA OFFICINALIS	1 (0.2%)	1 (0.2%)	0
SODIUM HYPOCHLORITE	2 (0.3%)	0	0
TETRACYCLINE HYDROCHLORIDE	0	1 (0.2%)	1 (0.2%)
ALTHAEA OFFICINALIS EXTRACT	1 (0.2%)	0	0
AMPHOTERICIN B	1 (0.2%)	0	0
ANESTHETICS, LOCAL	1 (0.2%)	0	0
AZULENE	0	1 (0.2%)	0
BENZOCAINE;MENTHOL	1 (0.2%)	0	0
BENZYDAMINE	0	1 (0.2%)	0
CHONDRUS CRISPUS;GLYCEROL;POTASSIUM CHLORIDE;SODIUM CHLORIDE;SORBITOL	1 (0.2%)	0	0
CLOBETASOL	1 (0.2%)	0	0
DICLOFENAC EPOLAMINE	1 (0.2%)	0	0
DOXYCYCLINE MONOHYDRATE	0	1 (0.2%)	0
EPINEPHRINE HYDROCHLORIDE	1 (0.2%)	0	0
HYALURONIC ACID	0	0	1 (0.2%)
HYDROCORTISONE ACETATE	0	0	1 (0.2%)
LIDOCAINE HYDROCHLORIDE	1 (0.2%)	0	0
LIDOCAINE;TRIAMCINOLONE	0	0	1 (0.2%)
NEOMYCIN SULFATE	0	0	1 (0.2%)
NORFLURANE	1 (0.2%)	0	0
PHENOL	0	0	1 (0.2%)
POVIDONE	0	0	1 (0.2%)
PREDNISOLONE ACETATE	1 (0.2%)	0	0
RIFAMYCIN	0	0	1 (0.2%)
RUBUS FRUTICOSUS	1 (0.2%)	0	0
SODIUM GUALENATE HYDRATE	0	1 (0.2%)	0
SYZYGIUM AROMATICUM	1 (0.2%)	0	0
TRAFERMIN	0	1 (0.2%)	0
UREA HYDROGEN PEROXIDE	0	1 (0.2%)	0
THROAT PREPARATIONS			
Total number of patients with at least one treatment	133 (21.0%)	90 (14.2%)	95 (15.2%)
Total number of treatments	203	127	129
IBUPROFEN	55 (8.7%)	43 (6.8%)	47 (7.5%)
LIDOCAINE	19 (3.0%)	16 (2.5%)	14 (2.2%)
DICLOFENAC	24 (3.8%)	11 (1.7%)	12 (1.9%)
DICLOFENAC SODIUM	14 (2.2%)	7 (1.1%)	10 (1.6%)
KETOPROFEN	16 (2.5%)	6 (0.9%)	5 (0.8%)
ANTIBIOTICS	9 (1.4%)	3 (0.5%)	4 (0.6%)
AMBROXOL HYDROCHLORIDE	8 (1.3%)	2 (0.3%)	3 (0.5%)
AMBROXOL	2 (0.3%)	4 (0.6%)	1 (0.2%)
POVIDONE-IODINE	3 (0.5%)	0	4 (0.6%)
CHLORHEXIDINE	3 (0.5%)	0	3 (0.5%)
BENZOCAINE	3 (0.5%)	0	1 (0.2%)
BACITRACIN	0	2 (0.3%)	1 (0.2%)
NEOMYCIN	1 (0.2%)	1 (0.2%)	1 (0.2%)
BENZOCAINE;CETYLPYRIDINIUM CHLORIDE	2 (0.3%)	0	0
CHLORHEXIDINE GLUCONATE	1 (0.2%)	1 (0.2%)	0
FLURBIPROFEN	0	1 (0.2%)	1 (0.2%)
NEOMYCIN SULFATE;TYROTHRICIN	0	1 (0.2%)	1 (0.2%)
SALVIA OFFICINALIS	1 (0.2%)	1 (0.2%)	0
TETRACYCLINE HYDROCHLORIDE	0	1 (0.2%)	1 (0.2%)

AMYLMETACRESOL;DICHLOROBENZYL ALCOHOL	1 (0.2%)	0	0
ANESTHETICS, LOCAL	1 (0.2%)	0	0
AZULENE	0	1 (0.2%)	0
BACITRACIN;NEOMYCIN	0	0	1 (0.2%)
BENZOCAINE;MENTHOL	1 (0.2%)	0	0
BENZYDAMINE	0	1 (0.2%)	0
CETYLPYRIDINIUM CHLORIDE;GRAMICIDIN S HYDROCHLORIDE	1 (0.2%)	0	0
CHLORQUINALDOL	0	1 (0.2%)	0
HEXYLRESORCINOL	0	0	1 (0.2%)
HYALURONIC ACID	0	0	1 (0.2%)
LIDOCAINE HYDROCHLORIDE	1 (0.2%)	0	0
NEOMYCIN SULFATE	0	0	1 (0.2%)
NEOMYCIN;TYROTHRICIN	0	0	1 (0.2%)
PHENOL	0	0	1 (0.2%)
SODIUM GUALENATE HYDRATE	0	1 (0.2%)	0
THROAT PREPARATIONS	0	0	1 (0.2%)
THYROID THERAPY			
Total number of patients with at least one treatment	79 (12.5%)	66 (10.4%)	68 (10.8%)
Total number of treatments	82	70	74
LEVOTHYROXINE SODIUM	40 (6.3%)	27 (4.3%)	30 (4.8%)
LEVOTHYROXINE	33 (5.2%)	35 (5.5%)	28 (4.5%)
PROPRANOLOL	4 (0.6%)	4 (0.6%)	6 (1.0%)
THIAMAZOLE	1 (0.2%)	1 (0.2%)	4 (0.6%)
PROPRANOLOL HYDROCHLORIDE	1 (0.2%)	1 (0.2%)	2 (0.3%)
CARBIMAZOLE	1 (0.2%)	0	0
LEVOTHYROXINE SODIUM;LIOTHYRONINE SODIUM	0	1 (0.2%)	0
LIOTHYRONINE	0	1 (0.2%)	0
TONICS			
Total number of patients with at least one treatment	22 (3.5%)	32 (5.1%)	18 (2.9%)
Total number of treatments	26	34	19
MINERALS NOS;VITAMINS NOS	13 (2.1%)	13 (2.1%)	6 (1.0%)
CURCUMA LONGA	6 (0.9%)	8 (1.3%)	4 (0.6%)
DIETARY SUPPLEMENT	3 (0.5%)	7 (1.1%)	2 (0.3%)
ALLIUM SATIVUM	1 (0.2%)	2 (0.3%)	4 (0.6%)
HERBAL NOS;MINERALS NOS;VITAMINS NOS	1 (0.2%)	2 (0.3%)	0
AMINO ACIDS NOS;MINERALS NOS;VITAMINS NOS	1 (0.2%)	0	0
CURCUMIN	0	1 (0.2%)	0
MAGNESIUM CITRATE;POTASSIUM CHLORIDE	0	0	1 (0.2%)
SPIRULINA SPP.	0	0	1 (0.2%)
TOCOPHEROL	0	1 (0.2%)	0
TOPICAL PRODUCTS FOR JOINT AND MUSCULAR PAIN			
Total number of patients with at least one treatment	333 (52.7%)	325 (51.4%)	309 (49.3%)
Total number of treatments	505	465	433
ACETYLSALICYLIC ACID	226 (35.8%)	247 (39.1%)	225 (35.9%)
IBUPROFEN	55 (8.7%)	43 (6.8%)	47 (7.5%)
MELOXICAM	16 (2.5%)	22 (3.5%)	25 (4.0%)
DICLOFENAC	24 (3.8%)	11 (1.7%)	12 (1.9%)
FOLIC ACID	11 (1.7%)	21 (3.3%)	11 (1.8%)
NAPROXEN	14 (2.2%)	14 (2.2%)	6 (1.0%)
DICLOFENAC SODIUM	14 (2.2%)	7 (1.1%)	10 (1.6%)
NAPROXEN SODIUM	10 (1.6%)	6 (0.9%)	12 (1.9%)
KETOPROFEN	16 (2.5%)	6 (0.9%)	5 (0.8%)
LOXOPROFEN SODIUM	7 (1.1%)	7 (1.1%)	6 (1.0%)
ACECLOFENAC	6 (0.9%)	4 (0.6%)	4 (0.6%)
DEXKETOPROFEN TROMETAMOL	4 (0.6%)	1 (0.2%)	5 (0.8%)
INDOMETACIN	3 (0.5%)	3 (0.5%)	2 (0.3%)
NICOTINIC ACID	3 (0.5%)	2 (0.3%)	2 (0.3%)
NIMESULIDE	1 (0.2%)	0	6 (1.0%)
MUCOPOLYSACCHARIDE POLYSULFURIC ACID ESTER	4 (0.6%)	1 (0.2%)	1 (0.2%)
HEPARINOID	1 (0.2%)	2 (0.3%)	2 (0.3%)
CHONDROITIN;GLUCOSAMINE	1 (0.2%)	1 (0.2%)	2 (0.3%)
DEXKETOPROFEN	0	2 (0.3%)	2 (0.3%)
GLUCOSAMINE	2 (0.3%)	1 (0.2%)	1 (0.2%)
MENTHOL	2 (0.3%)	2 (0.3%)	0
TOLPERISONE HYDROCHLORIDE	2 (0.3%)	0	2 (0.3%)
CHONDROITIN SULFATE SODIUM	2 (0.3%)	1 (0.2%)	0
ETOFENAMATE	2 (0.3%)	0	1 (0.2%)
PIROXICAM	2 (0.3%)	1 (0.2%)	0
CAPSAICIN	0	2 (0.3%)	0
CHONDROITIN SULFATE;GLUCOSAMINE HYDROCHLORIDE	0	0	2 (0.3%)
DEXIBUPROFEN	1 (0.2%)	1 (0.2%)	0
FLURBIPROFEN	0	1 (0.2%)	1 (0.2%)
GLUCOSAMINE HYDROCHLORIDE	1 (0.2%)	0	1 (0.2%)
GLUCOSAMINE SULFATE	1 (0.2%)	1 (0.2%)	0
MAGNESIUM CHLORIDE	0	0	2 (0.3%)
PHOSPHOLIPIDS	0	2 (0.3%)	0
SALICYLIC ACID	2 (0.3%)	0	0
ALUMINIUM ACETOTARTRATE	1 (0.2%)	0	0
ARNICA MONTANA	0	1 (0.2%)	0
ARNICA MONTANA;GLYCOL SALICYLATE;LEVOMENTHOL	1 (0.2%)	0	0

BENZYDAMINE	0	1 (0.2%)	0
BENZYL NICOTINATE;ETOFENAMATE	0	0	1 (0.2%)
BETULA LENTA	0	0	1 (0.2%)
CAMPHOR	1 (0.2%)	0	0
CAMPHOR;CAPSICUM SPP. EXTRACT;METHYL SALICYLATE	0	0	1 (0.2%)
CAMPHOR;EUCALYPTUS GLOBULUS OIL;MENTHOL	0	1 (0.2%)	0
CAMPHOR;EUCALYPTUS GLOBULUS OIL;MENTHOL;METHYL SALICYLATE	1 (0.2%)	0	0
CAMPHOR;MENTHOL;METHYL SALICYLATE	0	0	1 (0.2%)
CAPSAICIN;NIMESULIDE	1 (0.2%)	0	0
CHONDROITIN SULFATE SODIUM;GLUCOSAMINE HYDROCHLORIDE	0	1 (0.2%)	0
CINEOLE;MELALEUCA LEUCADENDRA OIL;MENTHOL;METHYL SALICYLATE	0	1 (0.2%)	0
DEXKETOPROFEN TROMETAMOL;THIOCOLCHICOSIDE	1 (0.2%)	0	0
DICLOFENAC EPOLAMINE	1 (0.2%)	0	0
DIETHYLAMINE SALICYLATE;ESCIN	0	0	1 (0.2%)
DIMETHYL SULFOXIDE	0	1 (0.2%)	0
FELBINAC	1 (0.2%)	0	0
FLURBIPROFEN AXETIL	0	1 (0.2%)	0
GLYCOL SALICYLATE;MENTHOL;TOCOPHERYL ACETATE	0	0	1 (0.2%)
IBUPROFEN PICONOL	0	1 (0.2%)	0
LIDOCAINE;NAPROXEN	0	1 (0.2%)	0
METHYL SALICYLATE	0	0	1 (0.2%)
METHYLSULFONYLMETHANE	1 (0.2%)	0	0
UNCODED			
Total number of patients with at least one treatment	5 (0.8%)	5 (0.8%)	2 (0.3%)
Total number of treatments	6	6	2
SACUBITRIL VALSARTAN SODIUM HYDRATE	5 (0.8%)	4 (0.6%)	2 (0.3%)
PLASMA	0	1 (0.2%)	0
UNSPECIFIED HERBAL AND TRADITIONAL MEDICINE			
Total number of patients with at least one treatment	61 (9.7%)	70 (11.1%)	57 (9.1%)
Total number of treatments	77	93	88
CINNAMOMUM SPP.	6 (0.9%)	7 (1.1%)	11 (1.8%)
CURCUMA LONGA	6 (0.9%)	8 (1.3%)	4 (0.6%)
SILYBUM MARIANUM	6 (0.9%)	3 (0.5%)	6 (1.0%)
SENNA SPP.	2 (0.3%)	6 (0.9%)	1 (0.2%)
KRILL OIL	2 (0.3%)	4 (0.6%)	2 (0.3%)
ALLIUM SATIVUM	1 (0.2%)	2 (0.3%)	4 (0.6%)
PLANTAGO OVATA	4 (0.6%)	1 (0.2%)	2 (0.3%)
GENTIANA LUTEA ROOT;PRIMULA SPP. FLOWER;RUMEX SPP. HERB;SAMBUCUS NIGRA FLOWER;VERBENA OFFICINALIS HERB	3 (0.5%)	2 (0.3%)	1 (0.2%)
MALUS SPP. VINEGAR EXTRACT	2 (0.3%)	1 (0.2%)	3 (0.5%)
UNSPECIFIED HERBAL AND TRADITIONAL MEDICINE	3 (0.5%)	3 (0.5%)	0
CANNABIS SATIVA	2 (0.3%)	2 (0.3%)	1 (0.2%)
GLYCYRRHIZA SPP. ROOT;PAEONIA LACTIFLORA ROOT	2 (0.3%)	1 (0.2%)	2 (0.3%)
HERBAL NOS	1 (0.2%)	1 (0.2%)	3 (0.5%)
AESCULUS HIPPOCASTANUM EXTRACT	2 (0.3%)	2 (0.3%)	0
GINKGO BILOBA EXTRACT	3 (0.5%)	0	1 (0.2%)
GINKGO BILOBA	0	1 (0.2%)	2 (0.3%)
LINUM USITATISSIMUM SEED OIL	1 (0.2%)	1 (0.2%)	1 (0.2%)
MOMORDICA CHARANTIA	0	2 (0.3%)	1 (0.2%)
MONASCUS PURPUREUS	0	0	3 (0.5%)
OLEA EUROPAEA LEAF	1 (0.2%)	0	2 (0.3%)
SERENOA REPENS	0	2 (0.3%)	1 (0.2%)
VACCINIUM MYRTILLUS	2 (0.3%)	0	1 (0.2%)
ALOE VERA	0	1 (0.2%)	1 (0.2%)
ASCORBIC ACID;VACCINIUM MACROCARPON	0	1 (0.2%)	1 (0.2%)
CINNAMOMUM BURMANNI	0	1 (0.2%)	1 (0.2%)
CINNAMOMUM VERUM BARK	1 (0.2%)	1 (0.2%)	0
CORYDALIS YANHUSUO TUBER;IPOMOEA NIL SEED	0	2 (0.3%)	0
GYMNEMA SYLVESTRE	1 (0.2%)	0	1 (0.2%)
HEDERA HELIX	0	2 (0.3%)	0
HEDERA HELIX EXTRACT	1 (0.2%)	1 (0.2%)	0
MORINDA CITRIFOLIA	0	0	2 (0.3%)
OENOTHERA BIENNIS OIL	0	0	2 (0.3%)
PLANTAGO SPP.	1 (0.2%)	0	1 (0.2%)
SALVIA OFFICINALIS	1 (0.2%)	1 (0.2%)	0
VACCINIUM MYRTILLUS EXTRACT	1 (0.2%)	0	1 (0.2%)
VACCINIUM SPP.	0	0	2 (0.3%)
ACANTHOPANAX GRACILISTYLUS;ACHYRANTHES BIDENTATA;CIBOTIUM BAROMETZ;EUCOMMIA ULMOIDES;GLYCINE MAX;SAPOSHNIKOVIA DIVARICATA	1 (0.2%)	0	0
ACHILLEA MILLEFOLIUM	0	1 (0.2%)	0
ACHYRANTHES BIDENTATA ROOT;ACONITUM SPP. PROCESSED ROOT;ALISMA ORIENTALE TUBER;CINNAMOMUM CASSIA BARK;CORNUS OFFICINALIS FRUIT;DIOSCOREA SPP. RHIZOME;PAEONIA X SUFFRUTICOSA ROOT BARK;PLANTAGO ASIATICA SEED;PORIA COCOS SCLEROTIUM;REHMANNIA GLUTINOSA ROOT	0	1 (0.2%)	0
ACONITUM SPP. PROCESSED ROOT;ALISMA ORIENTALE TUBER;CINNAMOMUM CASSIA BARK;CORNUS OFFICINALIS FRUIT;DIOSCOREA SPP. RHIZOME;PAEONIA X SUFFRUTICOSA ROOT BARK;PORIA COCOS SCLEROTIUM;REHMANNIA GLUTINOSA ROOT	0	1 (0.2%)	0
ACORUS CALAMUS;BACOPA MONNIERI;CELASTRUS PANICULATUS;CENTELLA ASIATICA;EVOLVULUS ALSINOIDES;FOENICULUM VULGARE;GLYCYRRHIZA GLABRA;MYRISTICA FRAGRANS;TERMINALIA ARJUNA;WITHANIA SOMNIFERA	0	0	1 (0.2%)
AGROPYRON SPP.;ALLIUM CEPA;BETULA SPP. LEAF;EQUISETUM SPP. HERB;LEVISTICUM OFFICINALE ROOT;PETROSELINUM CRISPUM ROOT;POLYGONUM AVICULARE HERB;SOLIDAGO SPP. HERB;TRIGONELLA FOENUM-GRAECUM SEED	0	1 (0.2%)	0

AKEBIA SPP. STEM;ANGELICA ACUTILOBA ROOT;ASARUM SPP. ROOT;CINNAMOMUM CASSIA BARK;GLYCYRRHIZA SPP. ROOT;PAEONIA LACTIFLORA ROOT;TETRADIUM RUTICARPUM FRUIT;ZINGIBER OFFICINALE RHIZOME;ZIZIPHUS JUJUBA FRUIT	0	1 (0.2%)	0
ALISMA ORIENTALE TUBER;ATRACTYLODES SPP. RHIZOME;CINNAMOMUM CASSIA BARK;POLYPORUS UMBELLATUS SCLEROTIUM;PORIA COCOS SCLEROTIUM	1 (0.2%)	0	0
ALLIUM SATIVUM EXTRACT	0	1 (0.2%)	0
ALOE SPP.	0	0	1 (0.2%)
ALTHAEA OFFICINALIS EXTRACT	1 (0.2%)	0	0
ANDROGRAPHIS PANICULATA LEAF;BETA GLUCAN;GENTIANA SPP. ROOT;GLYCYRRHIZA GLABRA ROOT;SAMBUCUS NIGRA FLOWER;VERBASCUM SPP. FLOWER;VERBENA OFFICINALIS HERB	1 (0.2%)	0	0
ARNICA MONTANA	0	1 (0.2%)	0
ARTEMISIA ARGYI	0	1 (0.2%)	0
ARTEMISIA ARGYI LEAF	1 (0.2%)	0	0
ASARUM SPP. ROOT;CINNAMOMUM CASSIA BARK;EPHEDRA SPP. HERB;GLYCYRRHIZA SPP. ROOT;PAEONIA LACTIFLORA ROOT;PINELLIA TERNATA TUBER;SCHISANDRA CHINENSIS FRUIT;ZINGIBER OFFICINALE RHIZOME	0	1 (0.2%)	0
BAPTISIA TINCTORIA;ECHINACEA PALLIDA;ECHINACEA PURPUREA;THUJA OCCIDENTALIS	0	0	1 (0.2%)
BETA VULGARIS	0	0	1 (0.2%)
BETA VULGARIS ROOT;CRATAEGUS LAEVIGATA;FOENICULUM VULGARE SEED;GLYCYRRHIZA GLABRA ROOT	1 (0.2%)	0	0
BETULA LENTA	0	0	1 (0.2%)
BETULA SPP. LEAF;IRON;LESPEDEZA CAPITATA HERB;VACCINIUM HIRTUM FRUIT;VITAMIN E NOS	0	1 (0.2%)	0
BORON;CALCIUM;CIMICIFUGA RACEMOSA EXTRACT;FOLIC ACID;GLYCINE MAX EXTRACT;MAGNOLIA OFFICINALIS;NICOTINIC ACID;PYRIDOXINE HYDROCHLORIDE;RIBOFLAVIN;SELENIUM;THIAMINE;TOCOPHEROL;VITAMIN B12 NOS	0	1 (0.2%)	0
BRASSICA OLERACEA	1 (0.2%)	0	0
CAMELLIA SINENSIS	0	0	1 (0.2%)
CAMPHOR;EUCALYPTUS GLOBULUS OIL;MENTHOL	0	1 (0.2%)	0
CAMPHOR;EUCALYPTUS GLOBULUS OIL;MENTHOL;METHYL SALICYLATE	1 (0.2%)	0	0
CANNABIS SATIVA OIL	1 (0.2%)	0	0
CETRARIA ISLANDICA EXTRACT	0	0	1 (0.2%)
CETRARIA ISLANDICA;EUCALYPTUS GLOBULUS;FOENICULUM VULGARE;ILLICIUM VERUM;PIMPINELLA ANISUM;SAPONARIA OFFICINALIS;THYMUS VULGARIS EXTRACT;TUSSILAGO FARFARA	0	1 (0.2%)	0
CHOLINE;CICHORIUM INTYBUS;CURCUMA LONGA;CYNARA CARDUNCULUS;ILEX PARAGUARIENSIS;ORNITHINE ASPARTATE	0	1 (0.2%)	0
CIMICIFUGA SPP.;HYPERICUM SPP.	1 (0.2%)	0	0
CINNAMOMUM VERUM	0	1 (0.2%)	0
CORDYCEPS SINENSIS	0	1 (0.2%)	0
CUCURBITA PEPO OIL	0	1 (0.2%)	0
CURCUMA LONGA;PIPER NIGRUM;ZINGIBER OFFICINALE	0	1 (0.2%)	0
CYAMOPSIS TETRAGONOLOBA GUM	0	0	1 (0.2%)
CYNARA CARDUNCULUS EXTRACT	0	0	1 (0.2%)
ECHINACEA ANGUSTIFOLIA ROOT;ECHINACEA PURPUREA	0	0	1 (0.2%)
ECHINACEA PURPUREA	1 (0.2%)	0	0
ELWENDIA PERSICA OIL	0	1 (0.2%)	0
EUPHRASIA OFFICINALIS	1 (0.2%)	0	0
FOENICULUM VULGARE	1 (0.2%)	0	0
GARCINIA GUMMI-GUTTA	0	1 (0.2%)	0
GLYCERYL MONOSTEARATE;MYROXYLON BALSAMUM BALSAM;RICINUS COMMUNIS OIL;WHITE SOFT PARAFFIN	0	0	1 (0.2%)
GLYCYRRHIZA GLABRA EXTRACT	0	1 (0.2%)	0
GLYCYRRHIZA GLABRA EXTRACT;PAPAVER SOMNIFERUM;PIMPINELLA ANISUM OIL	0	0	1 (0.2%)
GLYCYRRHIZA GLABRA ROOT	0	0	1 (0.2%)
HERBAL EXPECTORANTS AND EMOLLIENTS	0	0	1 (0.2%)
HERBAL REMEDIES FOR GYNECOLOGICAL DISORDERS, OTHER	0	1 (0.2%)	0
JUNIPERUS SPP.	0	0	1 (0.2%)
LINUM USITATISSIMUM SEED	1 (0.2%)	0	0
MAGNOLIA SPP. BARK;PERILLA FRUTESCENS VAR. CRISPA HERB;PINELLIA TERNATA TUBER;PORIA COCOS SCLEROTIUM;ZINGIBER OFFICINALE RHIZOME	0	1 (0.2%)	0
MIKANIA GLOMERATA	0	1 (0.2%)	0
MORUS SPP.	1 (0.2%)	0	0
PLANTAGO OVATA FIBRE	0	0	1 (0.2%)
PLANTAGO PSYLLIUM	0	1 (0.2%)	0
POLYGALA SENEGA	0	1 (0.2%)	0
RAPHANUS RAPHANISTRUM SUBSP. SATIVUS EXTRACT	0	1 (0.2%)	0
RUBUS FRUTICOSUS	1 (0.2%)	0	0
SAMBUCUS NIGRA	1 (0.2%)	0	0
SCELETIUM TORTUOSUM	0	0	1 (0.2%)
SENNA SPP. EXTRACT	0	1 (0.2%)	0
SERENOA REPENS EXTRACT	0	1 (0.2%)	0
SPIRULINA SPP.	0	0	1 (0.2%)
SWERTIA SPP.	1 (0.2%)	0	0
SYZYGIUM AROMATICUM	1 (0.2%)	0	0
TRIGONELLA FOENUM-GRAECUM	1 (0.2%)	0	0
VACCINIUM MYRTILLUS FRUIT	0	0	1 (0.2%)
VITIS VINIFERA	0	0	1 (0.2%)
VITIS VINIFERA EXTRACT	0	0	1 (0.2%)
VITIS VINIFERA SEED	0	0	1 (0.2%)
WITHANIA SOMNIFERA	0	1 (0.2%)	0
ZINGIBER MONTANUM	1 (0.2%)	0	0
UROLOGICALS			
Total number of patients with at least one treatment	134 (21.2%)	138 (21.8%)	127 (20.3%)
Total number of treatments	201	182	183
TAMSULOSIN	18 (2.8%)	19 (3.0%)	16 (2.6%)
TAMSULOSIN HYDROCHLORIDE	15 (2.4%)	20 (3.2%)	16 (2.6%)
LIDOCAINE	19 (3.0%)	16 (2.5%)	14 (2.2%)
DOXAZOSIN MESILATE	14 (2.2%)	12 (1.9%)	6 (1.0%)

DULOXETINE HYDROCHLORIDE	11 (1.7%)	9 (1.4%)	12 (1.9%)
DULOXETINE	10 (1.6%)	13 (2.1%)	7 (1.1%)
DOXAZOSIN	11 (1.7%)	5 (0.8%)	13 (2.1%)
SODIUM BICARBONATE	11 (1.7%)	6 (0.9%)	11 (1.8%)
FINASTERIDE	8 (1.3%)	8 (1.3%)	10 (1.6%)
AMITRIPTYLINE	14 (2.2%)	3 (0.5%)	8 (1.3%)
MAGNESIUM HYDROXIDE	4 (0.6%)	7 (1.1%)	6 (1.0%)
SILDENAFIL CITRATE	7 (1.1%)	6 (0.9%)	2 (0.3%)
SILDENAFIL	5 (0.8%)	5 (0.8%)	4 (0.6%)
TADALAFIL	3 (0.5%)	7 (1.1%)	3 (0.5%)
DUTASTERIDE	3 (0.5%)	2 (0.3%)	2 (0.3%)
MIRABEGRON	1 (0.2%)	3 (0.5%)	3 (0.5%)
AMITRIPTYLINE HYDROCHLORIDE	2 (0.3%)	2 (0.3%)	1 (0.2%)
DUTASTERIDE;TAMSULOSIN HYDROCHLORIDE	1 (0.2%)	1 (0.2%)	3 (0.5%)
MAGNESIUM CITRATE	2 (0.3%)	1 (0.2%)	2 (0.3%)
OXYBUTYNIN	1 (0.2%)	2 (0.3%)	2 (0.3%)
TERAZOSIN	0	2 (0.3%)	3 (0.5%)
BENZOCAINE	3 (0.5%)	0	1 (0.2%)
CALCIUM CHLORIDE	2 (0.3%)	1 (0.2%)	1 (0.2%)
HYALURONATE SODIUM	3 (0.5%)	0	1 (0.2%)
OXYBUTYNIN HYDROCHLORIDE	1 (0.2%)	2 (0.3%)	1 (0.2%)
PRAZOSIN	0	4 (0.6%)	0
PRAZOSIN HYDROCHLORIDE	2 (0.3%)	0	2 (0.3%)
CHONDROITIN SULFATE SODIUM	2 (0.3%)	1 (0.2%)	0
SERENOA REPENS	0	2 (0.3%)	1 (0.2%)
SILODOSIN	0	1 (0.2%)	2 (0.3%)
SOLIFENACIN SUCCINATE	2 (0.3%)	1 (0.2%)	0
ALPROSTADIL	1 (0.2%)	0	1 (0.2%)
ALPROSTADIL ALFADEX	0	2 (0.3%)	0
COLLAGEN	1 (0.2%)	1 (0.2%)	0
IMIPRAMINE	1 (0.2%)	1 (0.2%)	0
PHENAZOPYRIDINE HYDROCHLORIDE	1 (0.2%)	0	1 (0.2%)
SOLIFENACIN	0	1 (0.2%)	1 (0.2%)
TERAZOSIN HYDROCHLORIDE	0	0	2 (0.3%)
TOLTERODINE L-TARTRATE	0	0	2 (0.3%)
TROSPIUM CHLORIDE	0	1 (0.2%)	1 (0.2%)
ACHYRANTHES BIDENTATA ROOT;ACONITUM SPP. PROCESSED ROOT;ALISMA ORIENTALE TUBER;CINNAMOMUM CASSIA BARK;CORNUS OFFICINALIS FRUIT;DIOSCOREA SPP. RHIZOME;PAEONIA X SUFFRUTICOSA ROOT BARK;PLANTAGO ASIATICA SEED;PORIA COCOS SCLEROTIUM;REHMANNIA GLUTINOSA ROOT	0	1 (0.2%)	0
ACONITUM SPP. PROCESSED ROOT;ALISMA ORIENTALE TUBER;CINNAMOMUM CASSIA BARK;CORNUS OFFICINALIS FRUIT;DIOSCOREA SPP. RHIZOME;PAEONIA X SUFFRUTICOSA ROOT BARK;PORIA COCOS SCLEROTIUM;REHMANNIA GLUTINOSA ROOT	0	1 (0.2%)	0
ALFUZOSIN HYDROCHLORIDE	0	0	1 (0.2%)
ANETHOLE;BORNEOL;CAMPHENE;CINEOLE;FENCHONE;PINENE	1 (0.2%)	0	0
CLOMIPRAMINE	0	1 (0.2%)	0
CLOMIPRAMINE HYDROCHLORIDE	0	1 (0.2%)	0
CORDYCEPS SINENSIS	0	1 (0.2%)	0
CUCURBITA PEPO OIL	0	1 (0.2%)	0
DARIFENACIN	0	0	1 (0.2%)
DICLOFENAC SODIUM;PHENAZOPYRIDINE HYDROCHLORIDE	0	0	1 (0.2%)
DIMETHYL SULFOXIDE	0	1 (0.2%)	0
ESSENTIAL OILS NOS	0	0	1 (0.2%)
HYALURONIC ACID	0	0	1 (0.2%)
IMIPRAMINE HYDROCHLORIDE	0	1 (0.2%)	0
LIDOCAINE HYDROCHLORIDE	1 (0.2%)	0	0
OTHER UROLOGICALS	1 (0.2%)	0	0
PAPAVERINE HYDROCHLORIDE	1 (0.2%)	0	0
PENTOSAN POLYSULFATE SODIUM	1 (0.2%)	0	0
PHENAZOPYRIDINE	1 (0.2%)	0	0
POTASSIUM CITRATE;SODIUM CITRATE	0	0	1 (0.2%)
PROPIVERINE HYDROCHLORIDE	0	0	1 (0.2%)
SERENOA REPENS EXTRACT	0	1 (0.2%)	0
SITOSTEROL	0	0	1 (0.2%)
SODIUM CITRATE	0	0	1 (0.2%)
TOLTERODINE	0	0	1 (0.2%)
VARDENAFIL HYDROCHLORIDE	1 (0.2%)	0	0
VIBEGRON	0	0	1 (0.2%)
WITHANIA SOMNIFERA	0	1 (0.2%)	0
VACCINES			
Total number of patients with at least one treatment	176 (27.8%)	163 (25.8%)	161 (25.7%)
Total number of treatments	309	284	281
TOZINAMERAN	66 (10.4%)	63 (10.0%)	52 (8.3%)
INFLUENZA VACCINE	44 (7.0%)	41 (6.5%)	37 (5.9%)
COVID-19 VACCINE NRVV AD (CHADOX1 NCOV-19)	19 (3.0%)	21 (3.3%)	31 (4.9%)
COVID-19 VACCINE MRNA (MRNA 1273)	18 (2.8%)	18 (2.8%)	24 (3.8%)
COVID-19 VACCINE	17 (2.7%)	9 (1.4%)	14 (2.2%)
PNEUMOCOCCAL VACCINE	10 (1.6%)	4 (0.6%)	6 (1.0%)
JNJ 78436735	1 (0.2%)	8 (1.3%)	2 (0.3%)
INFLUENZA VACCINE INACT SPLIT 4V	3 (0.5%)	1 (0.2%)	5 (0.8%)
COVID-19 VACCINE INACT (VERO) HB02	2 (0.3%)	3 (0.5%)	3 (0.5%)
COVID-19 VACCINE NRVV AD26 (GAM-COVID-VAC)	6 (0.9%)	2 (0.3%)	0
INFLUENZA VACCINE INACT SAG 3V	5 (0.8%)	0	3 (0.5%)

INFLUENZA VACCINE INACT SPLIT 3V	4 (0.6%)	3 (0.5%)	1 (0.2%)
PNEUMOCOCCAL VACCINE POLYSACCH 23V	2 (0.3%)	4 (0.6%)	2 (0.3%)
COVID-19 VACCINE INACT (VERO) CZ02	2 (0.3%)	4 (0.6%)	1 (0.2%)
VARICELLA ZOSTER VACCINE RGE (CHO)	4 (0.6%)	1 (0.2%)	2 (0.3%)
VARICELLA ZOSTER VACCINE	1 (0.2%)	3 (0.5%)	2 (0.3%)
INFLUENZA VACCINE INACT SAG 4V	2 (0.3%)	2 (0.3%)	1 (0.2%)
TETANUS VACCINE	2 (0.3%)	2 (0.3%)	1 (0.2%)
PNEUMOCOCCAL VACCINE CONJ 13V (CRM197)	4 (0.6%)	0	0
INFLUENZA VACCINE INACT WHOLE 3V	3 (0.5%)	0	0
PNEUMOCOCCAL VACCINE CONJ 7V (CRM197)	1 (0.2%)	0	2 (0.3%)
DIPHTHERIA VACCINE TOXOID;PERTUSSIS VACCINE ACELLULAR;TETANUS VACCINE TOXOID	1 (0.2%)	1 (0.2%)	0
DIPHTHERIA VACCINE TOXOID;TETANUS VACCINE TOXOID	1 (0.2%)	1 (0.2%)	0
TETANUS VACCINE TOXOID	1 (0.2%)	0	1 (0.2%)
DIPHTHERIA VACCINE;TETANUS VACCINE	0	1 (0.2%)	0
HEPATITIS A VACCINE	0	0	1 (0.2%)
HEPATITIS B VACCINE RHBSAG (YEAST)	1 (0.2%)	0	0
HIB VACCINE	1 (0.2%)	0	0
MENINGOCOCCAL VACCINE B	1 (0.2%)	0	0
OTHER VACCINES	0	0	1 (0.2%)
TYPHOID VACCINE	0	0	1 (0.2%)
VARICELLA ZOSTER VACCINE LIVE (OKA/MERCK)	0	1 (0.2%)	0
VASOPROTECTIVES			
Total number of patients with at least one treatment	130 (20.6%)	144 (22.8%)	126 (20.1%)
Total number of treatments	235	221	176
GLYCERYL TRINITRATE	18 (2.8%)	29 (4.6%)	17 (2.7%)
LIDOCAINE	19 (3.0%)	16 (2.5%)	14 (2.2%)
HEPARIN	17 (2.7%)	15 (2.4%)	14 (2.2%)
NIFEDIPINE	14 (2.2%)	15 (2.4%)	17 (2.7%)
DEXAMETHASONE	16 (2.5%)	16 (2.5%)	8 (1.3%)
CALCIUM DOBESILATE	8 (1.3%)	7 (1.1%)	8 (1.3%)
PREDNISOLONE	11 (1.7%)	6 (0.9%)	5 (0.8%)
HYDROCORTISONE	9 (1.4%)	6 (0.9%)	5 (0.8%)
ASCORBIC ACID;RUTOSIDE	5 (0.8%)	6 (0.9%)	7 (1.1%)
DILTIAZEM	7 (1.1%)	5 (0.8%)	5 (0.8%)
ANTIBIOTICS	9 (1.4%)	3 (0.5%)	4 (0.6%)
DILTIAZEM HYDROCHLORIDE	2 (0.3%)	6 (0.9%)	7 (1.1%)
TRIAMCINOLONE ACETONIDE	3 (0.5%)	7 (1.1%)	4 (0.6%)
ZINC	4 (0.6%)	3 (0.5%)	6 (1.0%)
TRIAMCINOLONE	6 (0.9%)	4 (0.6%)	2 (0.3%)
HEPARIN SODIUM	6 (0.9%)	2 (0.3%)	3 (0.5%)
DIOSMIN;HESPERIDIN	1 (0.2%)	6 (0.9%)	3 (0.5%)
ISOSORBIDE DINITRATE	2 (0.3%)	4 (0.6%)	4 (0.6%)
DEXAMETHASONE SODIUM PHOSPHATE	3 (0.5%)	4 (0.6%)	1 (0.2%)
ASCORBIC ACID;HESPERIDIN METHYL CHALCONE;RUSCUS ACULEATUS	3 (0.5%)	0	3 (0.5%)
DIOSMIN	1 (0.2%)	3 (0.5%)	2 (0.3%)
MUCOPOLYSACCHARIDE POLYSULFURIC ACID ESTER	4 (0.6%)	1 (0.2%)	1 (0.2%)
GLUCOSE;SODIUM CHLORIDE	1 (0.2%)	2 (0.3%)	2 (0.3%)
HEPARINOID	1 (0.2%)	2 (0.3%)	2 (0.3%)
PHENYLEPHRINE	1 (0.2%)	3 (0.5%)	1 (0.2%)
AESCULUS HIPPOCASTANUM EXTRACT	2 (0.3%)	2 (0.3%)	0
BENZOCAINE	3 (0.5%)	0	1 (0.2%)
BETAMETHASONE	1 (0.2%)	2 (0.3%)	1 (0.2%)
BETAMETHASONE BUTYRATE PROPIONATE	1 (0.2%)	3 (0.5%)	0
HYALURONATE SODIUM	3 (0.5%)	0	1 (0.2%)
TROXERUTIN	1 (0.2%)	2 (0.3%)	1 (0.2%)
BECLOMETASONE DIPROPIONATE	0	2 (0.3%)	1 (0.2%)
FLUOCINONIDE	1 (0.2%)	1 (0.2%)	1 (0.2%)
OLEA EUROPAEA LEAF	1 (0.2%)	0	2 (0.3%)
ZINC SULFATE	1 (0.2%)	2 (0.3%)	0
BECLOMETASONE	0	2 (0.3%)	0
HYDROCORTISONE SODIUM SUCCINATE	1 (0.2%)	1 (0.2%)	0
OTHER AGENTS FOR TREATMENT OF HEMORRHOIDS AND ANAL FISSURES FOR TOPICAL USE	1 (0.2%)	0	1 (0.2%)
OXETACAINE	1 (0.2%)	1 (0.2%)	0
PRAMOCAINE HYDROCHLORIDE	0	2 (0.3%)	0
ACHILLEA MILLEFOLIUM	0	1 (0.2%)	0
AKEBIA SPP. STEM;ANGELICA ACUTILOBA ROOT;BIANCAEA SAPPAN HEARTWOOD;CARTHAMUS TINCTORIUS FLOWER;CITRUS AURANTIUM PEEL;CITRUS SPP. UNRIPE FRUIT;GLYCYRRHIZA SPP. ROOT;MAGNOLIA SPP. BARK;RHEUM SPP. RHIZOME;SODIUM SULFATE ANHYDROUS	0	1 (0.2%)	0
ALLANTOIN;LIDOCAINE;PREDNISOLONE ACETATE;TOCOPHERYL ACETATE	0	1 (0.2%)	0
ALUMINIUM ACETOTARTRATE	1 (0.2%)	0	0
ANESTHETICS, LOCAL	1 (0.2%)	0	0
ARNICA MONTANA	0	1 (0.2%)	0
ASCORBIC ACID;CALCIUM;RUTOSIDE	1 (0.2%)	0	0
BETAMETHASONE DIPROPIONATE	0	1 (0.2%)	0
BETAMETHASONE VALERATE	1 (0.2%)	0	0
BIOFLAVONOIDS NOS	0	1 (0.2%)	0
DIETHYLAMINE SALICYLATE;ESCIN	0	0	1 (0.2%)
ESCHERICHIA COLI;HYDROCORTISONE	1 (0.2%)	0	0
ESCIN	1 (0.2%)	0	0
FLUOCINOLONE ACETONIDE	0	1 (0.2%)	0
GLYCEROL;PHENYLEPHRINE HYDROCHLORIDE;PRAMOCAINE HYDROCHLORIDE;WHITE SOFT PARAFFIN	0	0	1 (0.2%)
HEPARIN CALCIUM	1 (0.2%)	0	0

HESPERIDIN	0	0	1 (0.2%)
HIRUDIN	1 (0.2%)	0	0
HYALURONIC ACID	0	0	1 (0.2%)
HYDROCORTISONE ACETATE	0	0	1 (0.2%)
LIDOCAINE HYDROCHLORIDE	1 (0.2%)	0	0
LIDOCAINE;TRIAMCINOLONE	0	0	1 (0.2%)
LIDOCAINE;TRIBENOSIDE	0	1 (0.2%)	0
MUSCLE RELAXANTS	1 (0.2%)	0	0
PENTOSAN POLYSULFATE SODIUM	1 (0.2%)	0	0
PHENOL	0	0	1 (0.2%)
PREDNISOLONE ACETATE	1 (0.2%)	0	0
PYCNOGENOL	1 (0.2%)	0	0
VITIS VINIFERA	0	0	1 (0.2%)
VITIS VINIFERA EXTRACT	0	0	1 (0.2%)
VITIS VINIFERA SEED	0	0	1 (0.2%)
VITAMINS			
Total number of patients with at least one treatment	179 (28.3%)	181 (28.6%)	167 (26.6%)
Total number of treatments	270	284	263
COLECALCIFEROL	46 (7.3%)	63 (10.0%)	57 (9.1%)
VITAMINS NOS	45 (7.1%)	36 (5.7%)	32 (5.1%)
VITAMIN D NOS	32 (5.1%)	26 (4.1%)	27 (4.3%)
ASCORBIC ACID	26 (4.1%)	29 (4.6%)	24 (3.8%)
ERGOCALCIFEROL	13 (2.1%)	15 (2.4%)	9 (1.4%)
VITAMIN B COMPLEX	9 (1.4%)	12 (1.9%)	12 (1.9%)
MINERALS NOS;VITAMINS NOS	13 (2.1%)	13 (2.1%)	6 (1.0%)
CALCITRIOL	10 (1.6%)	6 (0.9%)	8 (1.3%)
BIOTIN	8 (1.3%)	9 (1.4%)	6 (1.0%)
VITAMIN B NOS	2 (0.3%)	7 (1.1%)	7 (1.1%)
CYANOCOBALAMIN;PYRIDOXINE HYDROCHLORIDE;THIAMINE HYDROCHLORIDE	3 (0.5%)	5 (0.8%)	5 (0.8%)
VITAMIN E NOS	4 (0.6%)	3 (0.5%)	6 (1.0%)
THIAMINE	3 (0.5%)	7 (1.1%)	2 (0.3%)
RETINOL	2 (0.3%)	4 (0.6%)	3 (0.5%)
VITAMIN B-COMPLEX, OTHER COMBINATIONS	4 (0.6%)	2 (0.3%)	3 (0.5%)
NICOTINIC ACID	3 (0.5%)	2 (0.3%)	2 (0.3%)
PYRIDOXINE HYDROCHLORIDE	2 (0.3%)	3 (0.5%)	2 (0.3%)
AMINO ACIDS NOS;HERBAL NOS;MINERALS NOS;VITAMINS NOS	2 (0.3%)	1 (0.2%)	3 (0.5%)
BENFOTIAMINE	2 (0.3%)	1 (0.2%)	3 (0.5%)
CALCIFEDIOL	4 (0.6%)	2 (0.3%)	0
ALFACALCIDOL	1 (0.2%)	2 (0.3%)	1 (0.2%)
HERBAL NOS;MINERALS NOS;VITAMINS NOS	1 (0.2%)	2 (0.3%)	1 (0.2%)
COD-LIVER OIL	1 (0.2%)	1 (0.2%)	1 (0.2%)
CYANOCOBALAMIN;LIDOCAINE HYDROCHLORIDE;PYRIDOXINE HYDROCHLORIDE;THIAMINE HYDROCHLORIDE	1 (0.2%)	0	2 (0.3%)
MAGNESIUM;PYRIDOXINE HYDROCHLORIDE	0	2 (0.3%)	1 (0.2%)
PANTOTHENIC ACID	1 (0.2%)	1 (0.2%)	1 (0.2%)
SELENIUM;THIOCTIC ACID;VITAMIN E NOS	0	2 (0.3%)	1 (0.2%)
THIAMINE HYDROCHLORIDE	1 (0.2%)	1 (0.2%)	1 (0.2%)
ASCORBIC ACID;BIOTIN;CALCIUM PANTOTHENATE;CYANOCOBALAMIN;FOLIC ACID;NICOTINAMIDE;PYRIDOXINE HYDROCHLORIDE;RIBOFLAVIN;THIAMINE HYDROCHLORIDE	1 (0.2%)	0	1 (0.2%)
ASCORBIC ACID;CHROMIUM;COPPER;CYANOCOBALAMIN;FOLIC ACID;IODINE;MAGNESIUM;MANGANESE;MOLYBDENUM;NICOTINIC ACID;PANTOTHENIC ACID;POTASSIUM;PYRIDOXINE HYDROCHLORIDE;RETINOL;RIBOFLAVIN;SELENIUM;THIAMINE;TOCOPHEROL;VITAMIN D NOS;ZINC	0	0	2 (0.3%)
ASCORBIC ACID;FOLIC ACID;VITAMIN B COMPLEX	2 (0.3%)	0	0
ASCORBIC ACID;HERBAL NOS;LEVOGLUTAMIDE;LYSINE;MAGNESIUM;MANGANESE;RETINOL;RIBOFLAVIN;SELENIUM;TOCOPHEROL;ZINC	0	1 (0.2%)	1 (0.2%)
ASCORBIC ACID;VACCINIUM MACROCARPON	0	1 (0.2%)	1 (0.2%)
ASCORBIC ACID;VITAMIN B COMPLEX	1 (0.2%)	0	1 (0.2%)
CYANOCOBALAMIN;PYRIDOXINE HYDROCHLORIDE;THIAMINE HYDROCHLORIDE;THIOCTIC ACID	2 (0.3%)	0	0
FOLIC ACID;MINERALS NOS;VITAMINS NOS	0	0	2 (0.3%)
FURSULTIAMINE;RIBOFLAVIN	1 (0.2%)	1 (0.2%)	0
MAGNESIUM LACTATE;PYRIDOXINE HYDROCHLORIDE	0	0	2 (0.3%)
MINERALS NOS;VITAMINS NOS;XANTOFYL	1 (0.2%)	1 (0.2%)	0
RIBOFLAVIN	1 (0.2%)	0	1 (0.2%)
AMINO ACIDS NOS;MINERALS NOS;VITAMINS NOS	1 (0.2%)	0	0
AMINOBENZOIC ACID	0	1 (0.2%)	0
AMINOBENZOIC ACID;ASCORBIC ACID;BIOTIN;CALCIUM PANTOTHENATE;CHOLINE BITARTRATE;COLECALCIFEROL;COLLAGEN;CYANOCOBALAMIN;EQUISETUM ARVENSE HERB;FERROUS GLUCONATE;FOLIC ACID;HYALURONATE SODIUM;MANGANESE GLUCONATE;NICOTINAMIDE;PYRIDOXINE HYDROCHLORIDE;RETINOL PALMITATE;RIBOFLAVIN;SELENIUM;SIDEROXYLON SPINOSUM OIL;THIAMINE MONONITRATE;THIOCTIC ACID;TOCOPHERYL ACETATE;ZINC GLUCONATE	0	0	1 (0.2%)
ASCORBIC ACID;BETACAROTENE;BIOTIN;BORON;CALCIUM;CALCIUM PANTOTHENATE;CHLORIDE;CHROMIUM;COLECALCIFEROL;COPPER;CYANOCOBALAMIN;FOLIC ACID;IODINE;IRON;LYCOPENE;MAGNESIUM;MANGANESE;MOLYBDENUM;NICKEL;NICOTINAMIDE;PHOSPHORUS;POTASSIUM;PYRIDOXINE HYDROCHLORIDE;RETINOL;RIBOFLAVIN;SELENIUM;SILICON DIOXIDE;THIAMINE;TIN;TOCOPHERYL ACETATE;VANADIUM;VITAMIN K NOS;ZINC	0	1 (0.2%)	0
ASCORBIC ACID;BETACAROTENE;BIOTIN;CALCIUM CARBONATE;CALCIUM PANTOTHENATE;CHROMIC CHLORIDE;COLECALCIFEROL;CUPRIC OXIDE;CYANOCOBALAMIN;DL-ALPHA TOCOPHERYL ACETATE;FERROUS FUMARATE;FOLIC ACID;MAGNESIUM OXIDE;MANGANESE SULFATE;NICOTINAMIDE;PHYTOMENADIONE;PYRIDOXINE HYDROCHLORIDE;RETINOL ACETATE;RIBOFLAVIN;SODIUM SELENATE;THIAMINE MONONITRATE;ZINC OXIDE	0	0	1 (0.2%)
ASCORBIC ACID;BETACAROTENE;BIOTIN;CALCIUM;CHLORIDE;CHROMIUM;COPPER;FOLIC ACID;IODINE;LYCOPENE;MAGNESIUM;MANGANESE;MOLYBDENUM;NICKEL;NICOTINIC ACID;PANTOTHENIC ACID;PHOSPHORUS;POTASSIUM;PYRIDOXINE HYDROCHLORIDE;RIBOFLAVIN;SELENIUM;SILICON;THIAMINE;VANADIUM;VITAMIN B12 NOS;VITAMIN D NOS;VITAMIN E NOS;VITAMIN K NOS;XANTOFYL;ZINC	1 (0.2%)	0	0

ASCORBIC ACID;BETACAROTENE;CALCIUM CARBONATE;CALCIUM PANTOTHENATE;CALCIUM SILICATE;CELLULOSE MICROCRYSTALLINE;COLECALCIFEROL;CROSCARMELLOSE SODIUM;CYANOCOBALAMIN;DEXTRIN;DL-ALPHA TOCOPHERYL ACETATE;FERROUS FUMARATE;FOLIC ACID;GELATIN;GLUCOSE;HYPROMELLOSE;LECITHIN;MACROGOL;MAGNESIUM OXIDE;MAGNESIUM STEARATE;NICOTINAMIDE;PYRIDOXINE HYDROCHLORIDE;RETINOL ACETATE;RIBOFLAVIN;SENEGALIA SENEGAL;	1 (0.2%)	0	0
ASCORBIC ACID;BETACAROTENE;CALCIUM;CHROMIC CHLORIDE;COLECALCIFEROL;CYANOCOBALAMIN;DL-ALPHA TOCOPHERYL ACETATE;FERROUS FUMARATE;FOLIC ACID;MAGNESIUM OXIDE;MANGANESE;NICOTINIC ACID;PANAX GINSENG ROOT;PANTOTHENIC ACID;POTASSIUM IODIDE;POTASSIUM SULFATE;PYRIDOXINE;RIBOFLAVIN;SELENIUM;SILYBUM MARIANUM DRY FRUIT;THIAMINE;ZINC	0	1 (0.2%)	0
ASCORBIC ACID;BETACAROTENE;CUPRIC OXIDE;TOCOPHERYL ACETATE;ZINC OXIDE	0	1 (0.2%)	0
ASCORBIC ACID;BIOTIN;CALCIUM PANTOTHENATE;CHOLINE BITARTRATE;COLECALCIFEROL;CYANOCOBALAMIN;DL-ALPHA TOCOPHERYL ACETATE;FOLIC ACID;INOSITOL;INULIN;MAGNESIUM CITRATE;NICOTINAMIDE;PYRIDOXINE HYDROCHLORIDE;RETINOL PALMITATE;ZINC CITRATE	1 (0.2%)	0	0
ASCORBIC ACID;BIOTIN;CALCIUM;CALCIUM PHOSPHATE DIBASIC;CHROMIC CHLORIDE;COPPER;ERGOCALCIFEROL;FOLIC ACID;IODINE;IRON;MAGNESIUM;MANGANESE;MOLYBDENUM;NICOTINAMIDE;PANTOTHENIC ACID;PHYTOMENADIONE;POTASSIUM CHLORIDE;PYRIDOXINE HYDROCHLORIDE;RETINOL;RIBOFLAVIN;SELENIUM;THIAMINE HYDROCHLORIDE;TOCOPHEROL;VITAMIN B12 NOS;ZINC	0	1 (0.2%)	0
ASCORBIC ACID;BIOTIN;COLECALCIFEROL;CYANOCOBALAMIN;FOLIC ACID;NICOTINIC ACID;PANTOTHENIC ACID;PYRIDOXINE HYDROCHLORIDE;RIBOFLAVIN;THIAMINE	0	0	1 (0.2%)
ASCORBIC ACID;BIOTIN;CYANOCOBALAMIN;FERROUS FUMARATE;FOLIC ACID;FURSULTIAMINE HYDROCHLORIDE;NICOTINAMIDE;PYRIDOXINE HYDROCHLORIDE;RIBOFLAVIN TETRABUTYRATE;SELENIUM;TOCOPHERYL ACETATE;ZINC OXIDE	1 (0.2%)	0	0
ASCORBIC ACID;BIOTIN;DL-ALPHA TOCOPHEROL	0	1 (0.2%)	0
ASCORBIC ACID;CALCIUM PANTOTHENATE;CALCIUM PHOSPHATE;COLECALCIFEROL;COPPER SULFATE;CYANOCOBALAMIN;DL-ALPHA TOCOPHERYL ACETATE;FERROUS FUMARATE;FOLIC ACID;MANGANESE SULFATE;NICOTINAMIDE;POTASSIUM IODIDE;PYRIDOXINE HYDROCHLORIDE;RETINOL ACETATE;RIBOFLAVIN;THIAMINE MONONITRATE;ZINC SULFATE	0	0	1 (0.2%)
ASCORBIC ACID;CALCIUM;CHROMIUM;FOLIC ACID;MAGNESIUM;PANTOTHENIC ACID;PYRIDOXINE HYDROCHLORIDE;RETINOL;VITAMIN B12 NOS;VITAMIN D NOS;VITAMIN E NOS	0	1 (0.2%)	0
ASCORBIC ACID;CHROMIUM PICOLINATE;FOLIC ACID;SELENIUM;THIOCTIC ACID;TOCOPHEROL;XANTOFYL	0	0	1 (0.2%)
ASCORBIC ACID;COLECALCIFEROL;COPPER SULFATE;CYANOCOBALAMIN;DL-ALPHA TOCOPHERYL ACETATE;FOLIC ACID;GLUTATHIONE;MANGANESE SULFATE;NICOTINAMIDE;OMEGA-3 FATTY ACIDS;PYRIDOXINE HYDROCHLORIDE;RIBOFLAVIN;SODIUM SELENATE;THIAMINE MONONITRATE;XANTOFYL;ZEAXANTHIN;ZINC OXIDE	0	1 (0.2%)	0
ASCORBIC ACID;COPPER GLUCONATE;FISH OIL;TOCOPHERYL ACETATE;XANTOFYL;ZEAXANTHIN;ZINC OXIDE	0	0	1 (0.2%)
ASCORBIC ACID;CYANOCOBALAMIN;FOLIC ACID;IRON;NICOTINAMIDE;PANTOTHENIC ACID;PYRIDOXINE HYDROCHLORIDE;RIBOFLAVIN;THIAMINE HYDROCHLORIDE	1 (0.2%)	0	0
ASCORBIC ACID;FERROUS GLUCONATE;VITAMINS NOS	0	0	1 (0.2%)
ASCORBIC ACID;SODIUM CHLORIDE	0	0	1 (0.2%)
ASCORBIC ACID;VITAMIN B NOS	0	1 (0.2%)	0
BENFOTIAMINE;PYRIDOXINE HYDROCHLORIDE	0	0	1 (0.2%)
BETACAROTENE	1 (0.2%)	0	0
BIOFLAVONOIDS NOS;MINERALS NOS;VITAMINS NOS	0	1 (0.2%)	0
BIOFLAVONOIDS NOS;VITAMINS NOS	0	0	1 (0.2%)
BIOTIN;CALCIUM PANTOTHENATE;CHOLINE BITARTRATE;CYANOCOBALAMIN;FOLIC ACID;INOSITOL;NICOTINAMIDE;PYRIDOXINE HYDROCHLORIDE;RIBOFLAVIN;THIAMINE HYDROCHLORIDE	0	1 (0.2%)	0
BIOTIN;CYANOCOBALAMIN;INOSITOL;NICOTINAMIDE;OROTIC ACID;PYRIDOXINE HYDROCHLORIDE;RIBOFLAVIN;RUTOSIDE;THIAMINE MONONITRATE;THIOCTIC ACID;TOCOPHERYL ACETATE	1 (0.2%)	0	0
CALCIFEDIOL MONOHYDRATE	1 (0.2%)	0	0
CALCIUM CARBONATE;VITAMIN D NOS	0	0	1 (0.2%)
CALCIUM PANTOTHENATE;CYANOCOBALAMIN;FOLIC ACID;NICOTINAMIDE;PYRIDOXINE HYDROCHLORIDE;RIBOFLAVIN;THIAMINE MONONITRATE;ZINC OXIDE	1 (0.2%)	0	0
CYANOCOBALAMIN;FOLIC ACID;THIAMINE MONONITRATE;THIOCTIC ACID	1 (0.2%)	0	0
CYANOCOBALAMIN;PYRIDOXINE HYDROCHLORIDE;THIAMINE	0	0	1 (0.2%)
DEXPANTHENOL	0	0	1 (0.2%)
FOLIC ACID;IRON;MINERALS NOS;VITAMINS NOS	0	1 (0.2%)	0
MAGNESIUM CITRATE;PYRIDOXINE HYDROCHLORIDE	0	1 (0.2%)	0
MAGNESIUM OXIDE;PYRIDOXINE HYDROCHLORIDE	0	0	1 (0.2%)
PANGAMIC ACID	0	0	1 (0.2%)
PANTETHINE	1 (0.2%)	0	0
PROBIOTICS NOS;VITAMINS NOS	0	0	1 (0.2%)
PYRIDOXINE	0	1 (0.2%)	0
PYRIDOXINE HYDROCHLORIDE;THIAMINE HYDROCHLORIDE	0	0	1 (0.2%)
PYRIDOXINE HYDROCHLORIDE;THIAMINE HYDROCHLORIDE;VITAMIN B12 NOS	1 (0.2%)	0	0
PYRIDOXINE HYDROCHLORIDE;THIOCTIC ACID;VITAMIN B1 NOS;VITAMIN B12 NOS	0	1 (0.2%)	0
THIAMINE DISULFIDE	0	1 (0.2%)	0
TOCOPHEROL	0	1 (0.2%)	0
VITAMIN B1 IN COMBINATION WITH VITAMIN B6 AND/OR VITAMIN B12	0	0	1 (0.2%)
VITAMINS, OTHER COMBINATIONS	0	0	1 (0.2%)
YEAST DRIED	0	0	1 (0.2%)

Treatments are coded using the WHO Drug Global B3 Format dictionary Version September 1, 2020.
Treatments can appear under multiple classes.
Multiple uses of a specific medication for a patient were counted once in the frequency for the medication. Likewise, multiple uses within a specific medication class for a patient were counted once in the frequency for the medication class.
For frequency counts in the "total number of treatments", multiple uses of the same treatment for a patient were counted separately.
Clinical cut-off: YOSEMITE 01NOV2021 and RHINE 28OCT2021

Program: root/clinical_studies/RO6867461/CDT70122/share/ACE_pool_DME_Base/prod/program/t_cm.sas
Output: root/clinical_studies/RO6867461/CDT70122/share/ACE_pool_DME_CSR_Final/prod/output/t_cm_CONC_NOCUL_IT_OCTNOV2021_DME.xls
14MAR2022 8:57

POPULATION: Intent-to-Treat Population, RHINE
ENDPOINT: --
MODEL: descriptive
STUDY: GR40349 & GR40398
Concomitant Non-Ocular Medications by Medication Class and Preferred Name

ATC Class Level 2 Other Treatment	Faricimab (N=317)	Faricimab (PTI) (N=319)	Aflibercept (N=315)
Total number of patients with at least one treatment	316 (99.7%)	319 (100%)	314 (99.7%)
Total number of treatments	4288	3841	3978
AGENTS ACTING ON THE RENIN-ANGIOTENSIN SYSTEM			
Total number of patients with at least one treatment	230 (72.6%)	231 (72.4%)	217 (68.9%)
Total number of treatments	290	287	277
LISINOPRIL	45 (14.2%)	53 (16.6%)	43 (13.7%)
LOSARTAN	36 (11.4%)	41 (12.9%)	43 (13.7%)
RAMIPRIL	33 (10.4%)	33 (10.3%)	22 (7.0%)
ENALAPRIL	16 (5.0%)	21 (6.6%)	17 (5.4%)
VALSARTAN	16 (5.0%)	11 (3.4%)	14 (4.4%)
LOSARTAN POTASSIUM	13 (4.1%)	9 (2.8%)	11 (3.5%)
PERINDOPRIL	12 (3.8%)	7 (2.2%)	8 (2.5%)
CAPTOPRIL	6 (1.9%)	6 (1.9%)	13 (4.1%)
TELMISARTAN	6 (1.9%)	8 (2.5%)	9 (2.9%)
AMLODIPINE BESILATE;PERINDOPRIL ARGININE	5 (1.6%)	6 (1.9%)	5 (1.6%)
HYDROCHLOROTHIAZIDE;VALSARTAN	9 (2.8%)	3 (0.9%)	4 (1.3%)
IRBESARTAN	4 (1.3%)	7 (2.2%)	5 (1.6%)
SACUBITRIL VALSARTAN SODIUM HYDRATE	7 (2.2%)	6 (1.9%)	1 (0.3%)
PERINDOPRIL ARGININE	4 (1.3%)	3 (0.9%)	6 (1.9%)
AMLODIPINE BESILATE;INDAPAMIDE;PERINDOPRIL ARGININE	4 (1.3%)	3 (0.9%)	5 (1.6%)
CANDESARTAN CILEXETIL	3 (0.9%)	5 (1.6%)	3 (1.0%)
PERINDOPRIL ERBUMINE	5 (1.6%)	0	6 (1.9%)
ENALAPRIL MALEATE	3 (0.9%)	3 (0.9%)	4 (1.3%)
HYDROCHLOROTHIAZIDE;TELMISARTAN	1 (0.3%)	4 (1.3%)	4 (1.3%)
AMLODIPINE BESILATE;VALSARTAN	5 (1.6%)	3 (0.9%)	0
CANDESARTAN	4 (1.3%)	0	4 (1.3%)
OLMESARTAN MEDOXOMIL	1 (0.3%)	4 (1.3%)	3 (1.0%)
BENAZEPRIL	1 (0.3%)	2 (0.6%)	4 (1.3%)
HYDROCHLOROTHIAZIDE;LOSARTAN POTASSIUM	2 (0.6%)	2 (0.6%)	2 (0.6%)
INDAPAMIDE;PERINDOPRIL ARGININE	3 (0.9%)	3 (0.9%)	0
AMLODIPINE BESILATE;OLMESARTAN MEDOXOMIL	2 (0.6%)	2 (0.6%)	1 (0.3%)
AMLODIPINE BESILATE;TELMISARTAN	1 (0.3%)	0	4 (1.3%)
CANDESARTAN CILEXETIL;HYDROCHLOROTHIAZIDE	1 (0.3%)	2 (0.6%)	2 (0.6%)
AMLODIPINE BESILATE;RAMIPRIL	3 (0.9%)	0	1 (0.3%)
AZILSARTAN KAMEDOXOMIL	1 (0.3%)	2 (0.6%)	1 (0.3%)
ENALAPRIL MALEATE;LERCANIDIPINE HYDROCHLORIDE	1 (0.3%)	1 (0.3%)	2 (0.6%)
HYDROCHLOROTHIAZIDE;IRBESARTAN	0	1 (0.3%)	3 (1.0%)
INDAPAMIDE;PERINDOPRIL ERBUMINE	2 (0.6%)	2 (0.6%)	0
OLMESARTAN	1 (0.3%)	0	3 (1.0%)
BENAZEPRIL HYDROCHLORIDE	1 (0.3%)	2 (0.6%)	0
HYDROCHLOROTHIAZIDE;RAMIPRIL	1 (0.3%)	2 (0.6%)	0
SACUBITRIL;VALSARTAN	1 (0.3%)	2 (0.6%)	0
AMLODIPINE;OLMESARTAN	0	0	2 (0.6%)
AMLODIPINE;TELMISARTAN	0	0	2 (0.6%)
AZILSARTAN MEDOXOMIL	0	1 (0.3%)	1 (0.3%)
ENALAPRILAT	1 (0.3%)	1 (0.3%)	0
FIMASARTAN	2 (0.6%)	0	0
FOSINOPRIL SODIUM	2 (0.6%)	0	0
QUINAPRIL	0	1 (0.3%)	1 (0.3%)
ZOFENOPRIL CALCIUM	0	2 (0.6%)	0
ALISKIREN;HYDROCHLOROTHIAZIDE	0	0	1 (0.3%)
AMLODIPINE BESILATE;BENAZEPRIL HYDROCHLORIDE	1 (0.3%)	0	0
AMLODIPINE BESILATE;CANDESARTAN CILEXETIL	0	1 (0.3%)	0
AMLODIPINE BESILATE;HYDROCHLOROTHIAZIDE;VALSARTAN	1 (0.3%)	0	0
AMLODIPINE BESILATE;IRBESARTAN	0	0	1 (0.3%)
AMLODIPINE BESILATE;LISINOPRIL	1 (0.3%)	0	0
AMLODIPINE BESILATE;LISINOPRIL DIHYDRATE	0	0	1 (0.3%)
AMLODIPINE BESILATE;LOSARTAN POTASSIUM	1 (0.3%)	0	0
AMLODIPINE BESILATE;PERINDOPRIL ERBUMINE	0	0	1 (0.3%)
AMLODIPINE;PERINDOPRIL	1 (0.3%)	0	0
AZILSARTAN MEDOXOMIL;CHLORTALIDONE	1 (0.3%)	0	0
BISOPROLOL FUMARATE;PERINDOPRIL ARGININE	0	1 (0.3%)	0
BISOPROLOL;PERINDOPRIL ARGININE	0	0	1 (0.3%)
CANDESARTAN;HYDROCHLOROTHIAZIDE	1 (0.3%)	0	0
ENALAPRIL MALEATE;HYDROCHLOROTHIAZIDE	0	0	1 (0.3%)
FIMASARTAN POTASSIUM TRIHYDRATE	1 (0.3%)	0	0
FOSINOPRIL	0	1 (0.3%)	0
HYDROCHLOROTHIAZIDE;LISINOPRIL	0	1 (0.3%)	0
HYDROCHLOROTHIAZIDE;LISINOPRIL DIHYDRATE	0	1 (0.3%)	0

HYDROCHLOROTHIAZIDE;LOSARTAN	0	1 (0.3%)	0
HYDROCHLOROTHIAZIDE;OLMESARTAN	0	1 (0.3%)	0
HYDROCHLOROTHIAZIDE;OLMESARTAN MEDOXOMIL	0	0	1 (0.3%)
INDAPAMIDE;PERINDOPRIL	0	0	1 (0.3%)
NEBIVOLOL;VALSARTAN	0	1 (0.3%)	0
QUINAPRIL HYDROCHLORIDE	0	0	1 (0.3%)
TRANDOLAPRIL	0	1 (0.3%)	0
ALL OTHER NON-THERAPEUTIC PRODUCTS			
Total number of patients with at least one treatment	20 (6.3%)	20 (6.3%)	22 (7.0%)
Total number of treatments	36	21	43
SODIUM CHLORIDE	14 (4.4%)	6 (1.9%)	14 (4.4%)
ASCORBIC ACID	5 (1.6%)	14 (4.4%)	8 (2.5%)
ALL OTHER NON-THERAPEUTIC PRODUCTS	1 (0.3%)	1 (0.3%)	1 (0.3%)
PENICILLIN NOS	1 (0.3%)	0	1 (0.3%)
POLYETHYLENE	0	0	1 (0.3%)
SUCROSE	1 (0.3%)	0	0
ALL OTHER THERAPEUTIC PRODUCTS			
Total number of patients with at least one treatment	47 (14.8%)	54 (16.9%)	41 (13.0%)
Total number of treatments	63	75	54
VITAMIN B12 NOS	11 (3.5%)	14 (4.4%)	8 (2.5%)
ASCORBIC ACID	5 (1.6%)	14 (4.4%)	8 (2.5%)
IRON	12 (3.8%)	5 (1.6%)	5 (1.6%)
ACETYLCYSTEINE	3 (0.9%)	8 (2.5%)	6 (1.9%)
CALCIUM CARBONATE	5 (1.6%)	2 (0.6%)	6 (1.9%)
OXYGEN	2 (0.6%)	4 (1.3%)	3 (1.0%)
ALL OTHER THERAPEUTIC PRODUCTS	1 (0.3%)	4 (1.3%)	2 (0.6%)
SODIUM POLYSTYRENE SULFONATE	1 (0.3%)	1 (0.3%)	4 (1.3%)
CALCIUM ACETATE	3 (0.9%)	2 (0.6%)	0
CALCIUM POLYSTYRENE SULFONATE	1 (0.3%)	3 (0.9%)	1 (0.3%)
STEROIDS	0	4 (1.3%)	1 (0.3%)
LACTOBACILLUS RHAMNOSUS	2 (0.6%)	1 (0.3%)	0
PATIROMER SORBITEX CALCIUM	2 (0.6%)	1 (0.3%)	0
SEVELAMER CARBONATE	2 (0.6%)	0	1 (0.3%)
CALCIUM;VITAMIN D NOS	0	1 (0.3%)	1 (0.3%)
SODIUM ZIRCONIUM CYCLOSILICATE	1 (0.3%)	0	1 (0.3%)
ALUMINIUM HYDROXIDE	0	1 (0.3%)	0
BIOFLAVONOIDS NOS;CALCIUM ASCORBATE;CAMELLIA SINENSIS;GINKGO BILOBA;GLUCOSAMINE HYDROCHLORIDE;QUERCETIN;THIOCTIC ACID;UBIDECARENONE;VITIS VINIFERA	0	1 (0.3%)	0
CALCIUM FOLINATE	0	0	1 (0.3%)
CHONDROITIN SULFATE SODIUM	1 (0.3%)	0	0
FOLINIC ACID	1 (0.3%)	0	0
GLYCOPYRRONIUM BROMIDE	0	1 (0.3%)	0
HERBAL NOS;MINERALS NOS;VITAMINS NOS	0	0	1 (0.3%)
HOMEOPATHICS NOS	1 (0.3%)	0	0
HYDROXOCOBALAMIN	1 (0.3%)	0	0
NALOXONE	0	0	1 (0.3%)
NALOXONE HYDROCHLORIDE;TILIDINE HYDROCHLORIDE	0	1 (0.3%)	0
PATIROMER	0	1 (0.3%)	0
PROPYLPARABEN	0	1 (0.3%)	0
PYCNOGENOL	1 (0.3%)	0	0
SIROLIMUS	0	0	1 (0.3%)
SUCROSE	1 (0.3%)	0	0
ANABOLIC AGENTS FOR SYSTEMIC USE			
Total number of patients with at least one treatment	1 (0.3%)	4 (1.3%)	2 (0.6%)
Total number of treatments	1	5	2
STEROIDS	0	4 (1.3%)	1 (0.3%)
COBAMAMIDE	1 (0.3%)	0	1 (0.3%)
ANALGESICS			
Total number of patients with at least one treatment	198 (62.5%)	187 (58.6%)	190 (60.3%)
Total number of treatments	428	384	394
ACETYLSALICYLIC ACID	111 (35.0%)	109 (34.2%)	112 (35.6%)
PARACETAMOL	52 (16.4%)	45 (14.1%)	46 (14.6%)
GABAPENTIN	31 (9.8%)	23 (7.2%)	22 (7.0%)
METOPROLOL	21 (6.6%)	24 (7.5%)	17 (5.4%)
PREGABALIN	20 (6.3%)	12 (3.8%)	10 (3.2%)
TRAMADOL	14 (4.4%)	6 (1.9%)	13 (4.1%)
METOPROLOL SUCCINATE	8 (2.5%)	8 (2.5%)	8 (2.5%)
METOPROLOL TARTRATE	6 (1.9%)	7 (2.2%)	9 (2.9%)
DULOXETINE	4 (1.3%)	10 (3.1%)	5 (1.6%)
FENTANYL	9 (2.8%)	3 (0.9%)	5 (1.6%)
METAMIZOLE SODIUM	8 (2.5%)	7 (2.2%)	2 (0.6%)
PARACETAMOL;TRAMADOL HYDROCHLORIDE	6 (1.9%)	4 (1.3%)	7 (2.2%)
TRAMADOL HYDROCHLORIDE	5 (1.6%)	8 (2.5%)	4 (1.3%)
CODEINE PHOSPHATE;PARACETAMOL	5 (1.6%)	6 (1.9%)	5 (1.6%)
DULOXETINE HYDROCHLORIDE	4 (1.3%)	4 (1.3%)	8 (2.5%)
AMITRIPTYLINE	11 (3.5%)	1 (0.3%)	3 (1.0%)
OXYCODONE	6 (1.9%)	3 (0.9%)	4 (1.3%)
CLONIDINE	3 (0.9%)	1 (0.3%)	7 (2.2%)
DEXTROMETHORPHAN HYDROBROMIDE;DOXYLAMINE SUCCINATE;EPHEDRINE SULFATE;ETHANOL;PARACETAMOL	1 (0.3%)	5 (1.6%)	5 (1.6%)

HYDROCODONE BITARTRATE;PARACETAMOL	3 (0.9%)	3 (0.9%)	5 (1.6%)
MORPHINE	3 (0.9%)	3 (0.9%)	5 (1.6%)
HYDROCODONE;PARACETAMOL	3 (0.9%)	2 (0.6%)	4 (1.3%)
VENLAFAXINE HYDROCHLORIDE	1 (0.3%)	5 (1.6%)	3 (1.0%)
PROPRANOLOL	3 (0.9%)	1 (0.3%)	4 (1.3%)
VERAPAMIL	1 (0.3%)	4 (1.3%)	2 (0.6%)
CODEINE	3 (0.9%)	1 (0.3%)	2 (0.6%)
DEXTROMETHORPHAN HYDROBROMIDE;GUAIFENESIN;PARACETAMOL;PSEUDOEPHEDRINE HYDROCHLORIDE	1 (0.3%)	2 (0.6%)	3 (1.0%)
ACETYLSALICYLATE LYSINE	3 (0.9%)	2 (0.6%)	0
BUPRENORPHINE	2 (0.6%)	0	3 (1.0%)
ACETYLSALICYLIC ACID;GLYCINE	3 (0.9%)	0	1 (0.3%)
ACETYLSALICYLIC ACID;MAGNESIUM HYDROXIDE	3 (0.9%)	1 (0.3%)	0
CODEINE PHOSPHATE	1 (0.3%)	1 (0.3%)	2 (0.6%)
CODEINE;PARACETAMOL	0	2 (0.6%)	2 (0.6%)
HYDROCODONE	3 (0.9%)	0	1 (0.3%)
METAMIZOLE	0	3 (0.9%)	1 (0.3%)
VENLAFAXINE	1 (0.3%)	2 (0.6%)	1 (0.3%)
ASCORBIC ACID;PARACETAMOL;PHENIRAMINE MALEATE;PHENYLEPHRINE HYDROCHLORIDE	2 (0.6%)	1 (0.3%)	0
CHLORPHENAMINE MALEATE;PARACETAMOL	0	2 (0.6%)	1 (0.3%)
CLONIDINE HYDROCHLORIDE	1 (0.3%)	2 (0.6%)	0
DEXKETOPROFEN TROMETAMOL;TRAMADOL HYDROCHLORIDE	2 (0.6%)	0	1 (0.3%)
DIPHENHYDRAMINE HYDROCHLORIDE;PARACETAMOL	0	1 (0.3%)	2 (0.6%)
HYDROMORPHONE	1 (0.3%)	0	2 (0.6%)
OXYCODONE HYDROCHLORIDE	2 (0.6%)	0	1 (0.3%)
OXYCODONE;PARACETAMOL	0	1 (0.3%)	2 (0.6%)
PROPRANOLOL HYDROCHLORIDE	1 (0.3%)	1 (0.3%)	1 (0.3%)
TOPIRAMATE	0	1 (0.3%)	2 (0.6%)
VERAPAMIL HYDROCHLORIDE	1 (0.3%)	2 (0.6%)	0
ACETYLSALICYLIC ACID;CAFFEINE	0	0	2 (0.6%)
AMITRIPTYLINE HYDROCHLORIDE	1 (0.3%)	0	1 (0.3%)
ASCORBIC ACID;PARACETAMOL;PHENYLEPHRINE HYDROCHLORIDE	1 (0.3%)	1 (0.3%)	0
CHLORPHENAMINE MALEATE;PARACETAMOL;PHENYLEPHRINE HYDROCHLORIDE	1 (0.3%)	1 (0.3%)	0
DEXTROMETHORPHAN HYDROBROMIDE;PARACETAMOL;PSEUDOEPHEDRINE HYDROCHLORIDE	1 (0.3%)	0	1 (0.3%)
METAMIZOLE MAGNESIUM	1 (0.3%)	0	1 (0.3%)
SUFENTANIL	0	2 (0.6%)	0
ACETYLSALICYLIC ACID;ASCORBIC ACID	0	0	1 (0.3%)
ACETYLSALICYLIC ACID;ASCORBIC ACID;CAFFEINE	0	0	1 (0.3%)
ACETYLSALICYLIC ACID;CAFFEINE;PARACETAMOL	1 (0.3%)	0	0
ACETYLSALICYLIC ACID;CALCIUM CARBONATE	1 (0.3%)	0	0
ACETYLSALICYLIC ACID;CHLORPHENAMINE MALEATE;PHENYLEPHRINE HYDROCHLORIDE	0	1 (0.3%)	0
ACHILLEA MILLEFOLIUM	0	1 (0.3%)	0
ARTEMISIA ARGYI	0	1 (0.3%)	0
ARTEMISIA ARGYI LEAF	1 (0.3%)	0	0
ASCORBIC ACID;CAFFEINE;PARACETAMOL;PHENYLEPHRINE HYDROCHLORIDE;TERPIN	0	0	1 (0.3%)
ASCORBIC ACID;PARACETAMOL;PHENIRAMINE MALEATE;PHENYLEPHRINE	0	1 (0.3%)	0
BOTULINUM TOXIN TYPE A	1 (0.3%)	0	0
CAFFEINE;CHLORPHENAMINE MALEATE;METAMIZOLE SODIUM MONOHYDRATE	0	0	1 (0.3%)
CAFFEINE;CODEINE;PARACETAMOL	0	0	1 (0.3%)
CAFFEINE;DROTAVERINE HYDROCHLORIDE;NAPROXEN;PARACETAMOL;PHENIRAMINE MALEATE	1 (0.3%)	0	0
CAFFEINE;ETHENZAMIDE;PROPYPHENAZONE	0	0	1 (0.3%)
CAFFEINE;PARACETAMOL;PHENYLEPHRINE HYDROCHLORIDE	0	0	1 (0.3%)
CANNABIDIOL	1 (0.3%)	0	0
CANNABIS SATIVA	1 (0.3%)	0	0
CLOMIPRAMINE HYDROCHLORIDE	0	1 (0.3%)	0
CODEINE PHOSPHATE;PARACETAMOL;PSEUDOEPHEDRINE HYDROCHLORIDE	0	1 (0.3%)	0
DEXKETOPROFEN;TRAMADOL	0	0	1 (0.3%)
DEXTROMETHORPHAN HYDROBROMIDE;DOXYLAMINE SUCCINATE;PARACETAMOL	1 (0.3%)	0	0
DEXTROMETHORPHAN HYDROBROMIDE;PARACETAMOL;PHENYLEPHRINE HYDROCHLORIDE	1 (0.3%)	0	0
DIHYDROCODEINE	0	1 (0.3%)	0
DIHYDROCODEINE BITARTRATE	0	0	1 (0.3%)
FENPIVERINIUM BROMIDE;METAMIZOLE SODIUM;PITOFENONE HYDROCHLORIDE	1 (0.3%)	0	0
FENTANYL CITRATE	0	0	1 (0.3%)
FLUNARIZINE DIHYDROCHLORIDE	0	1 (0.3%)	0
HYOSCINE BUTYLBROMIDE;METAMIZOLE SODIUM	0	1 (0.3%)	0
MORPHINE SULFATE	0	1 (0.3%)	0
NALOXONE HYDROCHLORIDE;TILIDINE HYDROCHLORIDE	0	1 (0.3%)	0
OXYCODONE HYDROCHLORIDE;PARACETAMOL	0	0	1 (0.3%)
PARACETAMOL;PHENYLEPHRINE	0	0	1 (0.3%)
PARACETAMOL;PHENYLEPHRINE HYDROCHLORIDE	0	1 (0.3%)	0
PARACETAMOL;TRAMADOL	1 (0.3%)	0	0
PROPACETAMOL HYDROCHLORIDE	0	1 (0.3%)	0
RIZATRIPTAN	1 (0.3%)	0	0
SALICYLIC ACID	1 (0.3%)	0	0
SUMATRIPTAN	0	1 (0.3%)	0
TAPENTADOL	0	1 (0.3%)	0
TAPENTADOL HYDROCHLORIDE	0	0	1 (0.3%)
VALPROATE SEMISODIUM	0	0	1 (0.3%)
ANESTHETICS			
Total number of patients with at least one treatment	17 (5.4%)	17 (5.3%)	15 (4.8%)
Total number of treatments	36	24	33
LIDOCAINE	8 (2.5%)	7 (2.2%)	8 (2.5%)
FENTANYL	9 (2.8%)	3 (0.9%)	5 (1.6%)

PROPOFOL	3 (0.9%)	0	3 (1.0%)
BUPIVACAINE	3 (0.9%)	1 (0.3%)	0
BUPIVACAINE HYDROCHLORIDE	0	2 (0.6%)	2 (0.6%)
ALKONIUM BROMIDE;TRIMECAINE HYDROCHLORIDE	0	2 (0.6%)	1 (0.3%)
BENZOCAINE	1 (0.3%)	0	1 (0.3%)
BENZOCAINE;CETYLPYRIDINIUM CHLORIDE	2 (0.6%)	0	0
ROPIVACAINE	0	2 (0.6%)	0
SUFENTANIL	0	2 (0.6%)	0
ANESTHETICS, GENERAL	1 (0.3%)	0	0
ANESTHETICS, LOCAL	1 (0.3%)	0	0
BUPIVACAINE;LIDOCAINE	0	1 (0.3%)	0
ETHYL CHLORIDE	0	0	1 (0.3%)
FENTANYL CITRATE	0	0	1 (0.3%)
LEVOBUPIVACAINE	1 (0.3%)	0	0
LIDOCAINE;MENTHOL	0	1 (0.3%)	0
MEPIVACAINE	1 (0.3%)	0	0
NITROUS OXIDE	0	0	1 (0.3%)
OXETACAINE	0	1 (0.3%)	0
PHENOL	0	0	1 (0.3%)
THIOPENTAL	0	0	1 (0.3%)
ANTHELMINTICS			
Total number of patients with at least one treatment	2 (0.6%)	2 (0.6%)	2 (0.6%)
Total number of treatments	3	2	2
IVERMECTIN	2 (0.6%)	1 (0.3%)	2 (0.6%)
CUCURBITA PEPO OIL	0	1 (0.3%)	0
ANTI-ACNE PREPARATIONS			
Total number of patients with at least one treatment	65 (20.5%)	50 (15.7%)	53 (16.8%)
Total number of treatments	97	82	76
IBUPROFEN	27 (8.5%)	21 (6.6%)	17 (5.4%)
AZITHROMYCIN	8 (2.5%)	11 (3.4%)	13 (4.1%)
CLINDAMYCIN	13 (4.1%)	8 (2.5%)	10 (3.2%)
DOXYCYCLINE	9 (2.8%)	8 (2.5%)	10 (3.2%)
DEXAMETHASONE	7 (2.2%)	4 (1.3%)	5 (1.6%)
METHYLPREDNISOLONE	2 (0.6%)	7 (2.2%)	3 (1.0%)
METHYLPREDNISOLONE SODIUM SUCCINATE	2 (0.6%)	2 (0.6%)	1 (0.3%)
RETINOL	2 (0.6%)	1 (0.3%)	2 (0.6%)
CHLORHEXIDINE	1 (0.3%)	0	2 (0.6%)
DIMETICONE	1 (0.3%)	2 (0.6%)	0
CLINDAMYCIN HYDROCHLORIDE	1 (0.3%)	0	1 (0.3%)
CLINDAMYCIN PHOSPHATE	1 (0.3%)	0	1 (0.3%)
DEXAMETHASONE SODIUM PHOSPHATE	1 (0.3%)	0	0
DOXYCYCLINE MONOHYDRATE	0	1 (0.3%)	0
ERYTHROMYCIN	0	1 (0.3%)	0
ERYTHROMYCIN CYCLOCARBONATE	0	0	1 (0.3%)
ETHINYLESTRADIOL;NORGESTIMATE	0	0	1 (0.3%)
MINOCYCLINE	1 (0.3%)	0	0
SALICYLIC ACID	1 (0.3%)	0	0
ANTI-PARKINSON DRUGS			
Total number of patients with at least one treatment	7 (2.2%)	12 (3.8%)	11 (3.5%)
Total number of treatments	12	13	12
DIPHENHYDRAMINE HYDROCHLORIDE	3 (0.9%)	5 (1.6%)	3 (1.0%)
DIPHENHYDRAMINE	0	3 (0.9%)	3 (1.0%)
BENSERAZIDE HYDROCHLORIDE;LEVODOPA	0	2 (0.6%)	1 (0.3%)
CARBIDOPA;LEVODOPA	2 (0.6%)	0	1 (0.3%)
ROPINIROLE	0	1 (0.3%)	2 (0.6%)
CARBIDOPA MONOHYDRATE;LEVODOPA	1 (0.3%)	0	1 (0.3%)
BENSERAZIDE	1 (0.3%)	0	0
BENZATROPINE MESILATE	0	1 (0.3%)	0
BIPERIDEN	1 (0.3%)	0	0
ENTACAPONE	1 (0.3%)	0	0
PRAMIPEXOLE	0	0	1 (0.3%)
ROPINIROLE HYDROCHLORIDE	1 (0.3%)	0	0
ANTIANEMIC PREPARATIONS			
Total number of patients with at least one treatment	52 (16.4%)	49 (15.4%)	45 (14.3%)
Total number of treatments	73	82	62
FERROUS SULFATE	10 (3.2%)	17 (5.3%)	16 (5.1%)
VITAMIN B12 NOS	11 (3.5%)	14 (4.4%)	8 (2.5%)
IRON	12 (3.8%)	5 (1.6%)	5 (1.6%)
MINERALS NOS;VITAMINS NOS	5 (1.6%)	9 (2.8%)	2 (0.6%)
FOLIC ACID	6 (1.9%)	3 (0.9%)	6 (1.9%)
CYANOCOBALAMIN	2 (0.6%)	4 (1.3%)	2 (0.6%)
VITAMIN B NOS	0	3 (0.9%)	2 (0.6%)
EPOETIN ALFA	2 (0.6%)	1 (0.3%)	1 (0.3%)
SACCHARATED IRON OXIDE	2 (0.6%)	1 (0.3%)	1 (0.3%)
DARBEPOETIN ALFA	1 (0.3%)	1 (0.3%)	1 (0.3%)
FERRIC CARBOXYMALTOSE	0	2 (0.6%)	1 (0.3%)
FERRIC HYDROXIDE POLYMALTOSE COMPLEX	1 (0.3%)	1 (0.3%)	1 (0.3%)
MECOBALAMIN	0	1 (0.3%)	2 (0.6%)
METHOXY POLYETHYLENE GLYCOL-EPOETIN BETA	2 (0.6%)	1 (0.3%)	0

ASCORBIC ACID;FERROUS SULFATE	0	1 (0.3%)	1 (0.3%)
COBAMAMIDE	1 (0.3%)	0	1 (0.3%)
ERYTHROPOIETIN	1 (0.3%)	1 (0.3%)	0
FERROUS FUMARATE	1 (0.3%)	1 (0.3%)	0
IRON POLYSACCHARIDE COMPLEX	0	1 (0.3%)	1 (0.3%)
AMYLASE;ASCORBIC ACID;CELLULASE;FOLIC ACID;LIPASE;PROTEASE NOS	0	0	1 (0.3%)
ASCORBIC ACID;BETA VULGARIS;BRASSICA OLERACEA;CITRUS SPP.;CYANOCOBALAMIN;FOLIC ACID;IRON;SACCHAROMYCES CEREVISIAE	0	1 (0.3%)	0
ASCORBIC ACID;BIOTIN;CALCIUM PANTOTHENATE;CYANOCOBALAMIN;FERROUS FUMARATE;FOLIC ACID;IRON POLYSACCHARIDE COMPLEX;NICOTINIC ACID;PYRIDOXINE HYDROCHLORIDE;RIBOFLAVIN;THIAMINE MONONITRATE	0	0	1 (0.3%)
ASCORBIC ACID;CYANOCOBALAMIN;FERROUS SULFATE;FOLIC ACID	1 (0.3%)	0	0
ASCORBIC ACID;CYANOCOBALAMIN;FOLIC ACID;IRON;NICOTINAMIDE;PANTOTHENIC ACID;PYRIDOXINE HYDROCHLORIDE;RIBOFLAVIN;THIAMINE HYDROCHLORIDE	1 (0.3%)	0	0
ASCORBIC ACID;FERROUS FUMARATE;FOLIC ACID;VITAMIN B12 NOS	1 (0.3%)	0	0
ASCORBIC ACID;IRON	0	1 (0.3%)	0
CYANOCOBALAMIN;FOLIC ACID;PYRIDOXINE HYDROCHLORIDE	1 (0.3%)	0	0
EPOETIN ALFA EPBX	0	0	1 (0.3%)
EPOETIN BETA	1 (0.3%)	0	0
EPOETIN NOS	0	0	1 (0.3%)
FERRIC HYDROXIDE	0	1 (0.3%)	0
FERRIC HYDROXIDE POLYMALTOSE	1 (0.3%)	0	0
FERROUS GLUCONATE	1 (0.3%)	0	0
FERROUS GLYCINE SULFATE	0	0	1 (0.3%)
FERROUS SODIUM CITRATE	1 (0.3%)	0	0
FERROUS SULFATE;FOLIC ACID	1 (0.3%)	0	0
FOLIC ACID;IRON;MINERALS NOS;VITAMINS NOS	0	1 (0.3%)	0
FOLIC ACID;MECOBALAMIN;PYRIDOXINE HYDROCHLORIDE;THIOCTIC ACID	0	0	1 (0.3%)
FOLIC ACID;VITAMIN B12 NOS	0	0	1 (0.3%)
FOLINIC ACID	1 (0.3%)	0	0
HYDROXOCOBALAMIN	1 (0.3%)	0	0
LEVOMEFOLIC ACID	0	1 (0.3%)	0
ANTIBACTERIALS FOR SYSTEMIC USE			
Total number of patients with at least one treatment	105 (33.1%)	90 (28.2%)	108 (34.3%)
Total number of treatments	278	179	282
AMOXICILLIN;CLAVULANIC ACID	20 (6.3%)	17 (5.3%)	17 (5.4%)
AMOXICILLIN	16 (5.0%)	14 (4.4%)	20 (6.3%)
CEFALEXIN	12 (3.8%)	7 (2.2%)	17 (5.4%)
CIPROFLOXACIN	12 (3.8%)	10 (3.1%)	12 (3.8%)
AZITHROMYCIN	8 (2.5%)	11 (3.4%)	13 (4.1%)
CLINDAMYCIN	13 (4.1%)	8 (2.5%)	10 (3.2%)
DOXYCYCLINE	9 (2.8%)	8 (2.5%)	10 (3.2%)
LEVOFLOXACIN	6 (1.9%)	4 (1.3%)	14 (4.4%)
SULFAMETHOXAZOLE;TRIMETHOPRIM	7 (2.2%)	9 (2.8%)	8 (2.5%)
VANCOMYCIN	10 (3.2%)	3 (0.9%)	10 (3.2%)
CEFTRIAXONE	10 (3.2%)	7 (2.2%)	5 (1.6%)
CEFTRIAXONE SODIUM	8 (2.5%)	2 (0.6%)	9 (2.9%)
METRONIDAZOLE	5 (1.6%)	4 (1.3%)	9 (2.9%)
NITROFURANTOIN	3 (0.9%)	6 (1.9%)	8 (2.5%)
AMOXICILLIN;CLAVULANATE POTASSIUM	8 (2.5%)	2 (0.6%)	5 (1.6%)
CLARITHROMYCIN	6 (1.9%)	3 (0.9%)	6 (1.9%)
PIPERACILLIN SODIUM;TAZOBACTAM SODIUM	6 (1.9%)	1 (0.3%)	6 (1.9%)
CEFUROXIME	6 (1.9%)	2 (0.6%)	3 (1.0%)
FLUCLOXACILLIN	5 (1.6%)	4 (1.3%)	1 (0.3%)
CEFEPIME	4 (1.3%)	2 (0.6%)	3 (1.0%)
CEFAZOLIN	2 (0.6%)	1 (0.3%)	4 (1.3%)
ANTIBIOTICS	3 (0.9%)	1 (0.3%)	2 (0.6%)
CEFADROXIL	2 (0.6%)	0	4 (1.3%)
CEFAZOLIN SODIUM	3 (0.9%)	2 (0.6%)	1 (0.3%)
CEFDINIR	3 (0.9%)	1 (0.3%)	2 (0.6%)
LINEZOLID	2 (0.6%)	0	4 (1.3%)
AMOXICILLIN TRIHYDRATE;CLAVULANATE POTASSIUM	3 (0.9%)	0	2 (0.6%)
AMPICILLIN SODIUM;SULBACTAM SODIUM	0	1 (0.3%)	4 (1.3%)
CEFUROXIME AXETIL	2 (0.6%)	1 (0.3%)	2 (0.6%)
AMPICILLIN;SULBACTAM	2 (0.6%)	1 (0.3%)	1 (0.3%)
CIPROFLOXACIN HYDROCHLORIDE	1 (0.3%)	1 (0.3%)	2 (0.6%)
CLAVULANIC ACID	2 (0.6%)	1 (0.3%)	1 (0.3%)
FURAZIDIN	2 (0.6%)	2 (0.6%)	0
GENTAMICIN	3 (0.9%)	0	1 (0.3%)
MEROPENEM	1 (0.3%)	1 (0.3%)	2 (0.6%)
OFLOXACIN	1 (0.3%)	1 (0.3%)	2 (0.6%)
PIPERACILLIN;TAZOBACTAM	1 (0.3%)	1 (0.3%)	2 (0.6%)
TEICOPLANIN	2 (0.6%)	0	2 (0.6%)
AMPICILLIN	1 (0.3%)	0	2 (0.6%)
CEFOTAXIME SODIUM	2 (0.6%)	1 (0.3%)	0
CEFTAZIDIME	1 (0.3%)	0	2 (0.6%)
DOXYCYCLINE HYCLATE	0	2 (0.6%)	1 (0.3%)
AMOXICILLIN TRIHYDRATE	1 (0.3%)	0	1 (0.3%)
BENZYLPENICILLIN	2 (0.6%)	0	0
CEFACLOR	0	1 (0.3%)	1 (0.3%)
CLINDAMYCIN HYDROCHLORIDE	1 (0.3%)	0	1 (0.3%)
CLINDAMYCIN PHOSPHATE	1 (0.3%)	0	1 (0.3%)
NEOMYCIN	1 (0.3%)	1 (0.3%)	0

PENICILLIN NOS	1 (0.3%)	0	1 (0.3%)
PHENOXYMETHYLPENICILLIN	1 (0.3%)	0	1 (0.3%)
ROXITHROMYCIN	2 (0.6%)	0	0
VACCINIUM SPP.	0	0	2 (0.6%)
ALLIUM SATIVUM	0	0	1 (0.3%)
ALLIUM SATIVUM EXTRACT	0	1 (0.3%)	0
AMIKACIN	0	0	1 (0.3%)
ARTEMISIA ARGYI	0	1 (0.3%)	0
ARTEMISIA ARGYI LEAF	1 (0.3%)	0	0
AZITHROMYCIN DIHYDRATE	0	1 (0.3%)	0
AZITHROMYCIN;SODIUM CHLORIDE	0	1 (0.3%)	0
AZTREONAM	0	0	1 (0.3%)
BACITRACIN	0	1 (0.3%)	0
BENZOIC ACID;METHENAMINE;SALICYLATE SODIUM	0	0	1 (0.3%)
BETA-LACTAMASE SENSITIVE PENICILLINS	1 (0.3%)	0	0
CEFEPIME HYDROCHLORIDE	1 (0.3%)	0	0
CEFIXIME	1 (0.3%)	0	0
CEFOTAXIME	1 (0.3%)	0	0
CEFPODOXIME PROXETIL	1 (0.3%)	0	0
CEFROXADINE	0	1 (0.3%)	0
CEFTIBUTEN DIHYDRATE	1 (0.3%)	0	0
CEFUROXIME SODIUM	1 (0.3%)	0	0
COLISTIN	1 (0.3%)	0	0
DAPTOMYCIN	1 (0.3%)	0	0
DICLOXACILLIN	1 (0.3%)	0	0
DICLOXACILLIN SODIUM MONOHYDRATE	0	0	1 (0.3%)
DOXYCYCLINE MONOHYDRATE	0	1 (0.3%)	0
ERTAPENEM	0	1 (0.3%)	0
ERTAPENEM SODIUM	1 (0.3%)	0	0
ERYTHROMYCIN	0	1 (0.3%)	0
ERYTHROMYCIN CYCLOCARBONATE	0	0	1 (0.3%)
FOSFOMYCIN	0	0	1 (0.3%)
FOSFOMYCIN TROMETAMOL	1 (0.3%)	0	0
FUSIDATE SODIUM	1 (0.3%)	0	0
FUSIDIC ACID	1 (0.3%)	0	0
LEVOFLOXACIN HEMIHYDRATE	0	0	1 (0.3%)
LINUM USITATISSIMUM SEED OIL	0	1 (0.3%)	0
MEROPENEM TRIHYDRATE	1 (0.3%)	0	0
MINOCYCLINE	1 (0.3%)	0	0
MOXIFLOXACIN HYDROCHLORIDE	1 (0.3%)	0	0
NEOMYCIN SULFATE	0	0	1 (0.3%)
NORFLOXACIN	0	0	1 (0.3%)
OXACILLIN	0	0	1 (0.3%)
OXACILLIN SODIUM	0	0	1 (0.3%)
PIPERACILLIN	1 (0.3%)	0	0
TAZOBACTAM	1 (0.3%)	0	0
TEDIZOLID PHOSPHATE	0	1 (0.3%)	0
TETRACYCLINE HYDROCHLORIDE	0	1 (0.3%)	0
TIGECYCLINE	0	0	1 (0.3%)
ANTIBIOTICS AND CHEMOTHERAPEUTICS FOR DERMATOLOGICAL USE			
Total number of patients with at least one treatment	43 (13.6%)	32 (10.0%)	46 (14.6%)
Total number of treatments	70	48	62
CIPROFLOXACIN	12 (3.8%)	10 (3.1%)	12 (3.8%)
DOXYCYCLINE	9 (2.8%)	8 (2.5%)	10 (3.2%)
METRONIDAZOLE	5 (1.6%)	4 (1.3%)	9 (2.9%)
CLARITHROMYCIN	6 (1.9%)	3 (0.9%)	6 (1.9%)
MUPIROCIN	5 (1.6%)	2 (0.6%)	6 (1.9%)
ACICLOVIR	5 (1.6%)	6 (1.9%)	1 (0.3%)
ANTIBIOTICS	3 (0.9%)	1 (0.3%)	2 (0.6%)
CIPROFLOXACIN HYDROCHLORIDE	1 (0.3%)	1 (0.3%)	2 (0.6%)
GENTAMICIN	3 (0.9%)	0	1 (0.3%)
OTHER ANTIBIOTICS FOR TOPICAL USE	2 (0.6%)	0	1 (0.3%)
RIFAXIMIN	1 (0.3%)	2 (0.6%)	0
SULFADIAZINE SILVER	1 (0.3%)	1 (0.3%)	1 (0.3%)
BENZYLPENICILLIN	2 (0.6%)	0	0
NEOMYCIN	1 (0.3%)	1 (0.3%)	0
NEOMYCIN SULFATE;TYROTHRICIN	0	1 (0.3%)	1 (0.3%)
AMIKACIN	0	0	1 (0.3%)
BACITRACIN	0	1 (0.3%)	0
BACITRACIN ZINC	0	0	1 (0.3%)
CHLORHEXIDINE;NEOMYCIN	0	1 (0.3%)	0
ERYTHROMYCIN	0	1 (0.3%)	0
FUSIDATE SODIUM	1 (0.3%)	0	0
FUSIDIC ACID	1 (0.3%)	0	0
MINOCYCLINE	1 (0.3%)	0	0
NEOMYCIN SULFATE	0	0	1 (0.3%)
NEOMYCIN;TYROTHRICIN	0	0	1 (0.3%)
NORFLOXACIN	0	0	1 (0.3%)
PENCICLOVIR	1 (0.3%)	0	0
TETRACYCLINE HYDROCHLORIDE	0	1 (0.3%)	0
ANTIDIARRHEALS, INTESTINAL ANTIINFLAMMATORY/ANTIINFECTIVE AGENTS			

Total number of patients with at least one treatment	57 (18.0%)	35 (11.0%)	49 (15.6%)
Total number of treatments	84	49	74
PREDNISONE	10 (3.2%)	11 (3.4%)	13 (4.1%)
VANCOMYCIN	10 (3.2%)	3 (0.9%)	10 (3.2%)
PREDNISOLONE	8 (2.5%)	4 (1.3%)	2 (0.6%)
MORPHINE	3 (0.9%)	3 (0.9%)	5 (1.6%)
HYDROCORTISONE	4 (1.3%)	2 (0.6%)	2 (0.6%)
ANTIBIOTICS	3 (0.9%)	1 (0.3%)	2 (0.6%)
LOPERAMIDE HYDROCHLORIDE	0	1 (0.3%)	5 (1.6%)
NYSTATIN	4 (1.3%)	0	2 (0.6%)
PLANTAGO OVATA	3 (0.9%)	1 (0.3%)	2 (0.6%)
BETAMETHASONE	1 (0.3%)	2 (0.6%)	1 (0.3%)
LACTOBACILLUS ACIDOPHILUS	3 (0.9%)	0	1 (0.3%)
PROBIOTICS NOS	1 (0.3%)	1 (0.3%)	2 (0.6%)
BECLOMETASONE DIPROPIONATE	0	2 (0.6%)	1 (0.3%)
GLUCOSE;SODIUM CHLORIDE	0	1 (0.3%)	2 (0.6%)
LACTOBACILLUS NOS	1 (0.3%)	1 (0.3%)	1 (0.3%)
LACTOBACILLUS RHAMNOSUS	2 (0.6%)	1 (0.3%)	0
LOPERAMIDE	1 (0.3%)	0	2 (0.6%)
MESALAZINE	1 (0.3%)	0	2 (0.6%)
RIFAXIMIN	1 (0.3%)	2 (0.6%)	0
BECLOMETASONE	0	2 (0.6%)	0
BIFIDOBACTERIUM INFANTIS	1 (0.3%)	0	1 (0.3%)
BIFIDOBACTERIUM LACTIS;INULIN;LACTOBACILLUS ACIDOPHILUS	1 (0.3%)	0	1 (0.3%)
BIFIDOBACTERIUM NOS;LACTOBACILLUS NOS	1 (0.3%)	0	1 (0.3%)
BISMUTH SUBSALICYLATE	1 (0.3%)	1 (0.3%)	0
BUDESONIDE	1 (0.3%)	0	1 (0.3%)
DIOSMECTITE	1 (0.3%)	1 (0.3%)	0
NEOMYCIN	1 (0.3%)	1 (0.3%)	0
VACCINIUM MYRTILLUS	1 (0.3%)	0	1 (0.3%)
VACCINIUM MYRTILLUS EXTRACT	1 (0.3%)	0	1 (0.3%)
BACILLUS SUBTILIS;ENTEROCOCCUS FAECIUM	0	1 (0.3%)	0
BACITRACIN	0	1 (0.3%)	0
BERBERINE	1 (0.3%)	0	0
CAMELLIA SINENSIS	0	0	1 (0.3%)
CHARCOAL, ACTIVATED	0	1 (0.3%)	0
CHLOROXINE	1 (0.3%)	0	0
COLISTIN	1 (0.3%)	0	0
CROMOGLICATE SODIUM	1 (0.3%)	0	0
HYDROCORTISONE ACETATE	0	0	1 (0.3%)
HYDROCORTISONE SODIUM SUCCINATE	1 (0.3%)	0	0
INULIN;LACTOBACILLUS CASEI	1 (0.3%)	0	0
LACTOBACILLUS ACIDOPHILUS;LACTOBACILLUS CASEI;LACTOBACILLUS RHAMNOSUS	1 (0.3%)	0	0
LACTOBACILLUS HELVETICUS	0	1 (0.3%)	0
MICONAZOLE	0	1 (0.3%)	0
MICONAZOLE NITRATE	0	0	1 (0.3%)
NEOMYCIN SULFATE	0	0	1 (0.3%)
NIFUROXAZIDE	1 (0.3%)	0	0
POVIDONE	0	0	1 (0.3%)
RUBUS FRUTICOSUS	1 (0.3%)	0	0
ANTIEMETICS AND ANTINAUSEANTS			
Total number of patients with at least one treatment	31 (9.8%)	29 (9.1%)	43 (13.7%)
Total number of treatments	50	45	65
ONDANSETRON	16 (5.0%)	7 (2.2%)	11 (3.5%)
DIPHENHYDRAMINE HYDROCHLORIDE	3 (0.9%)	5 (1.6%)	3 (1.0%)
METOCLOPRAMIDE HYDROCHLORIDE	5 (1.6%)	3 (0.9%)	3 (1.0%)
HYDROXYZINE	3 (0.9%)	3 (0.9%)	4 (1.3%)
MECLOZINE	0	3 (0.9%)	5 (1.6%)
METOCLOPRAMIDE	1 (0.3%)	3 (0.9%)	4 (1.3%)
PROMETHAZINE	3 (0.9%)	1 (0.3%)	4 (1.3%)
CYANOCOBALAMIN;PYRIDOXINE HYDROCHLORIDE;THIAMINE HYDROCHLORIDE	1 (0.3%)	2 (0.6%)	4 (1.3%)
DIPHENHYDRAMINE	0	3 (0.9%)	3 (1.0%)
HYDROXYZINE HYDROCHLORIDE	2 (0.6%)	0	4 (1.3%)
PROCHLORPERAZINE	1 (0.3%)	2 (0.6%)	1 (0.3%)
PROMETHAZINE HYDROCHLORIDE	0	2 (0.6%)	1 (0.3%)
HYOSCINE	1 (0.3%)	0	1 (0.3%)
MECLOZINE HYDROCHLORIDE	0	0	2 (0.6%)
PROCHLORPERAZINE MALEATE	0	1 (0.3%)	1 (0.3%)
BIODIASTASE 2000;CALCIUM CARBONATE;GLYCYRRHIZIC ACID;LIPASE;SCOPOLIA CARNIOLICA EXTRACT;SIMALDRATE;SODIUM BICARBONATE;TRIMEBUTINE MALEATE	1 (0.3%)	0	0
CANNABIS SATIVA	1 (0.3%)	0	0
CYANOCOBALAMIN;PYRIDOXINE HYDROCHLORIDE;THIAMINE	0	0	1 (0.3%)
DIFENIDOL	0	1 (0.3%)	0
DIFENIDOL HYDROCHLORIDE	1 (0.3%)	0	0
GRANISETRON HYDROCHLORIDE	0	1 (0.3%)	0
HYOSCINE BUTYLBROMIDE;METAMIZOLE SODIUM	0	1 (0.3%)	0
ONDANSETRON HYDROCHLORIDE	1 (0.3%)	0	0
ONDANSETRON;SODIUM CHLORIDE	0	0	1 (0.3%)
OTHER ANTIEMETICS	0	0	1 (0.3%)
ANTIEPILEPTICS			
Total number of patients with at least one treatment	64 (20.2%)	48 (15.0%)	51 (16.2%)

Total number of treatments	76	60	72
GABAPENTIN	31 (9.8%)	23 (7.2%)	22 (7.0%)
PREGABALIN	20 (6.3%)	12 (3.8%)	10 (3.2%)
LORAZEPAM	6 (1.9%)	4 (1.3%)	11 (3.5%)
DIAZEPAM	1 (0.3%)	5 (1.6%)	5 (1.6%)
CLONAZEPAM	3 (0.9%)	3 (0.9%)	3 (1.0%)
MIDAZOLAM	4 (1.3%)	2 (0.6%)	3 (1.0%)
MAGNESIUM SULFATE	1 (0.3%)	2 (0.6%)	3 (1.0%)
LEVETIRACETAM	2 (0.6%)	1 (0.3%)	1 (0.3%)
ACETAZOLAMIDE	2 (0.6%)	0	1 (0.3%)
PHENYTOIN	0	2 (0.6%)	1 (0.3%)
TOPIRAMATE	0	1 (0.3%)	2 (0.6%)
MIDAZOLAM HYDROCHLORIDE	1 (0.3%)	0	1 (0.3%)
VALPROATE SODIUM;VALPROIC ACID	0	0	2 (0.6%)
CANNABIDIOL	1 (0.3%)	0	0
CANNABIS SATIVA	1 (0.3%)	0	0
LACOSAMIDE	0	0	1 (0.3%)
VALPROATE SEMISODIUM	0	0	1 (0.3%)
ANTIFUNGALS FOR DERMATOLOGICAL USE			
Total number of patients with at least one treatment	16 (5.0%)	10 (3.1%)	8 (2.5%)
Total number of treatments	19	11	10
CLOTRIMAZOLE	2 (0.6%)	5 (1.6%)	1 (0.3%)
ANTIBIOTICS	3 (0.9%)	1 (0.3%)	2 (0.6%)
NYSTATIN	4 (1.3%)	0	2 (0.6%)
FLUCONAZOLE	1 (0.3%)	3 (0.9%)	0
KETOCONAZOLE	2 (0.6%)	0	0
TERBINAFINE	1 (0.3%)	0	1 (0.3%)
TERBINAFINE HYDROCHLORIDE	2 (0.6%)	0	0
DIFLUCORTOLONE VALERATE;ISOCONAZOLE NITRATE	0	0	1 (0.3%)
EFINACONAZOLE	0	0	1 (0.3%)
MICONAZOLE	0	1 (0.3%)	0
MICONAZOLE NITRATE	0	0	1 (0.3%)
OXICONAZOLE NITRATE	1 (0.3%)	0	0
SALICYLIC ACID	1 (0.3%)	0	0
UREA	0	1 (0.3%)	0
ANTIGOUT PREPARATIONS			
Total number of patients with at least one treatment	32 (10.1%)	10 (3.1%)	18 (5.7%)
Total number of treatments	39	15	18
ALLOPURINOL	25 (7.9%)	9 (2.8%)	10 (3.2%)
DOCOSAHEXAENOIC ACID;EICOSAPENTAENOIC ACID	5 (1.6%)	0	5 (1.6%)
COLCHICINE	3 (0.9%)	2 (0.6%)	2 (0.6%)
FEBUXOSTAT	2 (0.6%)	2 (0.6%)	1 (0.3%)
ANTIHEMORRHAGICS			
Total number of patients with at least one treatment	3 (0.9%)	4 (1.3%)	4 (1.3%)
Total number of treatments	4	7	4
EPINEPHRINE	0	2 (0.6%)	2 (0.6%)
ETAMSILATE	0	1 (0.3%)	1 (0.3%)
COLLAGEN	1 (0.3%)	0	0
CORDYCEPS SINENSIS	0	1 (0.3%)	0
ELTROMBOPAG OLAMINE	0	0	1 (0.3%)
EPINEPHRINE HYDROCHLORIDE	1 (0.3%)	0	0
PHYTOMENADIONE	0	1 (0.3%)	0
TRANEXAMIC ACID	0	1 (0.3%)	0
VITAMIN K NOS	1 (0.3%)	0	0
ANTIHISTAMINES FOR SYSTEMIC USE			
Total number of patients with at least one treatment	40 (12.6%)	32 (10.0%)	47 (14.9%)
Total number of treatments	63	44	65
LORATADINE	9 (2.8%)	8 (2.5%)	7 (2.2%)
CETIRIZINE HYDROCHLORIDE	6 (1.9%)	3 (0.9%)	7 (2.2%)
FEXOFENADINE HYDROCHLORIDE	3 (0.9%)	5 (1.6%)	5 (1.6%)
CETIRIZINE	6 (1.9%)	3 (0.9%)	2 (0.6%)
DIPHENHYDRAMINE HYDROCHLORIDE	3 (0.9%)	5 (1.6%)	3 (1.0%)
HYDROXYZINE	3 (0.9%)	3 (0.9%)	4 (1.3%)
MECLOZINE	0	3 (0.9%)	5 (1.6%)
PROMETHAZINE	3 (0.9%)	1 (0.3%)	4 (1.3%)
CHLORPHENAMINE MALEATE	2 (0.6%)	1 (0.3%)	3 (1.0%)
DIPHENHYDRAMINE	0	3 (0.9%)	3 (1.0%)
HYDROXYZINE HYDROCHLORIDE	2 (0.6%)	0	4 (1.3%)
AZELASTINE HYDROCHLORIDE	2 (0.6%)	1 (0.3%)	1 (0.3%)
DESLORATADINE	0	1 (0.3%)	2 (0.6%)
LEVOCETIRIZINE DIHYDROCHLORIDE	2 (0.6%)	0	1 (0.3%)
PROMETHAZINE HYDROCHLORIDE	0	2 (0.6%)	1 (0.3%)
BILASTINE	2 (0.6%)	0	0
CLEMASTINE	1 (0.3%)	1 (0.3%)	0
MECLOZINE HYDROCHLORIDE	0	0	2 (0.6%)
AZELASTINE	1 (0.3%)	0	0
BEPOTASTINE SALICYLATE	1 (0.3%)	0	0
BROMPHENIRAMINE	0	1 (0.3%)	0
BROMPHENIRAMINE MALEATE	0	0	1 (0.3%)

BUCLIZINE HYDROCHLORIDE	1 (0.3%)	0	0
CHLORPHENAMINE	0	0	1 (0.3%)
DEXCHLORPHENIRAMINE	0	0	1 (0.3%)
DEXCHLORPHENIRAMINE MALEATE	1 (0.3%)	0	0
FEXOFENADINE	0	0	1 (0.3%)
HOMOCHLORCYCLIZINE HYDROCHLORIDE	1 (0.3%)	0	0
MEPYRAMINE MALEATE	0	0	1 (0.3%)
OLOPATADINE HYDROCHLORIDE	1 (0.3%)	0	0
PHENIRAMINE	0	0	1 (0.3%)
ANTIHYPERTENSIVES			
Total number of patients with at least one treatment	38 (12.0%)	36 (11.3%)	41 (13.0%)
Total number of treatments	50	53	54
HYDRALAZINE	12 (3.8%)	11 (3.4%)	10 (3.2%)
DOXAZOSIN	4 (1.3%)	4 (1.3%)	5 (1.6%)
CLONIDINE	3 (0.9%)	1 (0.3%)	7 (2.2%)
DOXAZOSIN MESILATE	5 (1.6%)	2 (0.6%)	2 (0.6%)
SILDENAFIL	2 (0.6%)	3 (0.9%)	4 (1.3%)
MOXONIDINE	5 (1.6%)	1 (0.3%)	2 (0.6%)
SILDENAFIL CITRATE	4 (1.3%)	3 (0.9%)	1 (0.3%)
TADALAFIL	2 (0.6%)	4 (1.3%)	2 (0.6%)
HYDRALAZINE HYDROCHLORIDE	2 (0.6%)	3 (0.9%)	2 (0.6%)
RILMENIDINE PHOSPHATE	3 (0.9%)	2 (0.6%)	2 (0.6%)
MAGNESIUM SULFATE	1 (0.3%)	2 (0.6%)	3 (1.0%)
RILMENIDINE	2 (0.6%)	1 (0.3%)	3 (1.0%)
URAPIDIL	0	3 (0.9%)	1 (0.3%)
CLONIDINE HYDROCHLORIDE	1 (0.3%)	2 (0.6%)	0
METHYLDOPA	1 (0.3%)	1 (0.3%)	0
OLEA EUROPAEA LEAF	1 (0.3%)	0	1 (0.3%)
PRAZOSIN HYDROCHLORIDE	1 (0.3%)	0	1 (0.3%)
TERAZOSIN	0	1 (0.3%)	1 (0.3%)
TERAZOSIN HYDROCHLORIDE	0	0	2 (0.6%)
NITROPRUSSIDE SODIUM	0	1 (0.3%)	0
ANTIINFLAMMATORY AND ANTIRHEUMATIC PRODUCTS			
Total number of patients with at least one treatment	79 (24.9%)	52 (16.3%)	66 (21.0%)
Total number of treatments	134	82	97
IBUPROFEN	27 (8.5%)	21 (6.6%)	17 (5.4%)
DICLOFENAC	13 (4.1%)	4 (1.3%)	7 (2.2%)
MELOXICAM	5 (1.6%)	6 (1.9%)	12 (3.8%)
NAPROXEN	12 (3.8%)	7 (2.2%)	4 (1.3%)
DICLOFENAC SODIUM	11 (3.5%)	4 (1.3%)	7 (2.2%)
ACECLOFENAC	5 (1.6%)	4 (1.3%)	3 (1.0%)
KETOPROFEN	7 (2.2%)	1 (0.3%)	3 (1.0%)
NAPROXEN SODIUM	3 (0.9%)	1 (0.3%)	6 (1.9%)
CURCUMA LONGA	3 (0.9%)	4 (1.3%)	2 (0.6%)
CELECOXIB	3 (0.9%)	2 (0.6%)	2 (0.6%)
NIMESULIDE	1 (0.3%)	0	5 (1.6%)
ETORICOXIB	1 (0.3%)	0	4 (1.3%)
IBUPROFEN;PSEUDOEPHEDRINE HYDROCHLORIDE	2 (0.6%)	2 (0.6%)	0
CHONDROITIN;GLUCOSAMINE	1 (0.3%)	0	2 (0.6%)
KETOROLAC	0	3 (0.9%)	0
KETOROLAC TROMETHAMINE	0	0	3 (1.0%)
DEXIBUPROFEN	1 (0.3%)	1 (0.3%)	0
DEXKETOPROFEN	0	1 (0.3%)	1 (0.3%)
DEXKETOPROFEN TROMETAMOL	1 (0.3%)	0	1 (0.3%)
DIACEREIN	2 (0.6%)	0	0
ETOFENAMATE	1 (0.3%)	0	1 (0.3%)
FLURBIPROFEN	0	1 (0.3%)	1 (0.3%)
GLUCOSAMINE	1 (0.3%)	0	1 (0.3%)
HEPARINOID	0	1 (0.3%)	1 (0.3%)
INDOMETACIN	1 (0.3%)	1 (0.3%)	0
MEFENAMIC ACID	2 (0.6%)	0	0
MUCOPOLYSACCHARIDE POLYSULFURIC ACID ESTER	1 (0.3%)	0	1 (0.3%)
PIROXICAM	1 (0.3%)	1 (0.3%)	0
TENOXICAM	1 (0.3%)	0	1 (0.3%)
ACANTHOPANAX GRACILISTYLUS;ACHYRANTHES BIDENTATA;CIBOTIUM BAROMETZ;EUCOMMIA ULMOIDES;GLYCINE MAX;SAPOSHNIKOVIA DIVARICATA	1 (0.3%)	0	0
ACEMETACIN	1 (0.3%)	0	0
ACHILLEA MILLEFOLIUM	0	1 (0.3%)	0
ARNICA MONTANA	0	1 (0.3%)	0
ASCORBIC ACID;COLLAGEN	0	1 (0.3%)	0
BENZYDAMINE	0	1 (0.3%)	0
CHONDROITIN SULFATE SODIUM	1 (0.3%)	0	0
CHONDROITIN SULFATE SODIUM;GLUCOSAMINE HYDROCHLORIDE	0	1 (0.3%)	0
CHONDROITIN SULFATE;GLUCOSAMINE HYDROCHLORIDE	0	0	1 (0.3%)
COLLAGEN	1 (0.3%)	0	0
CYANOCOBALAMIN;DICLOFENAC SODIUM;PYRIDOXINE HYDROCHLORIDE;THIAMINE HYDROCHLORIDE	1 (0.3%)	0	0
DICLOFENAC POTASSIUM	1 (0.3%)	0	0
ESOMEPRAZOLE;NAPROXEN	0	0	1 (0.3%)
ETODOLAC	0	0	1 (0.3%)
GLUCOSAMINE HYDROCHLORIDE	1 (0.3%)	0	0
GLUCOSAMINE SULFATE	1 (0.3%)	0	0

LINUM USITATISSIMUM SEED OIL	0	1 (0.3%)	0
MORNIFLUMATE	1 (0.3%)	0	0
NABUMETONE	0	0	1 (0.3%)
PARECOXIB	0	0	1 (0.3%)
PELUBIPROFEN	0	1 (0.3%)	0
ANTIMYCOBACTERIALS			
Total number of patients with at least one treatment	3 (0.9%)	1 (0.3%)	2 (0.6%)
Total number of treatments	4	1	2
ANTIBIOTICS	3 (0.9%)	1 (0.3%)	2 (0.6%)
ANTIMYCOTICS FOR SYSTEMIC USE			
Total number of patients with at least one treatment	10 (3.2%)	5 (1.6%)	5 (1.6%)
Total number of treatments	12	5	6
ANTIBIOTICS	3 (0.9%)	1 (0.3%)	2 (0.6%)
NYSTATIN	4 (1.3%)	0	2 (0.6%)
FLUCONAZOLE	1 (0.3%)	3 (0.9%)	0
KETOCONAZOLE	2 (0.6%)	0	0
MICONAZOLE	0	1 (0.3%)	0
MICONAZOLE NITRATE	0	0	1 (0.3%)
ANTINEOPLASTIC AGENTS			
Total number of patients with at least one treatment	16 (5.0%)	11 (3.4%)	14 (4.4%)
Total number of treatments	18	13	18
CLARITHROMYCIN	6 (1.9%)	3 (0.9%)	6 (1.9%)
PROPRANOLOL	3 (0.9%)	1 (0.3%)	4 (1.3%)
CELECOXIB	3 (0.9%)	2 (0.6%)	2 (0.6%)
PROPRANOLOL HYDROCHLORIDE	1 (0.3%)	1 (0.3%)	1 (0.3%)
METHOTREXATE	0	2 (0.6%)	0
METHOTREXATE SODIUM	1 (0.3%)	0	1 (0.3%)
BENDAMUSTINE	0	1 (0.3%)	0
CLADRIBINE	0	1 (0.3%)	0
CYCLOPHOSPHAMIDE	1 (0.3%)	0	0
FLUOROURACIL	1 (0.3%)	0	0
OXALIPLATIN	1 (0.3%)	0	0
RITUXIMAB	0	1 (0.3%)	0
TEMOZOLOMIDE	0	0	1 (0.3%)
ANTIOBESITY PREPARATIONS, EXCL. DIET PRODUCTS			
Total number of patients with at least one treatment	16 (5.0%)	12 (3.8%)	12 (3.8%)
Total number of treatments	17	12	13
LIRAGLUTIDE	9 (2.8%)	9 (2.8%)	8 (2.5%)
PLANTAGO OVATA	3 (0.9%)	1 (0.3%)	2 (0.6%)
BENZOCAINE	1 (0.3%)	0	1 (0.3%)
ACETYLCARNITINE HYDROCHLORIDE	0	1 (0.3%)	0
AMFETAMINE ASPARTATE;AMFETAMINE SULFATE;DEXAMFETAMINE SACCHARATE;DEXAMFETAMINE SULFATE	1 (0.3%)	0	0
CAMELLIA SINENSIS	0	0	1 (0.3%)
CHROMIUM	1 (0.3%)	0	0
COLLAGEN	1 (0.3%)	0	0
OTHER ANTIOBESITY DRUGS	0	1 (0.3%)	0
PHENTERMINE HYDROCHLORIDE	1 (0.3%)	0	0
SPIRULINA SPP.	0	0	1 (0.3%)
ANTIPROTOZOALS			
Total number of patients with at least one treatment	11 (3.5%)	12 (3.8%)	13 (4.1%)
Total number of treatments	11	14	15
METRONIDAZOLE	5 (1.6%)	4 (1.3%)	9 (2.9%)
CLOTRIMAZOLE	2 (0.6%)	5 (1.6%)	1 (0.3%)
HYDROXYCHLOROQUINE	1 (0.3%)	1 (0.3%)	0
QUININE SULFATE	0	0	2 (0.6%)
ATOVAQUONE	0	1 (0.3%)	0
CHLOROXINE	1 (0.3%)	0	0
HYDROXYCHLOROQUINE SULFATE	0	0	1 (0.3%)
MICONAZOLE	0	1 (0.3%)	0
MICONAZOLE NITRATE	0	0	1 (0.3%)
OXICONAZOLE NITRATE	1 (0.3%)	0	0
QUININE	1 (0.3%)	0	0
ANTIPRURITICS, INCL. ANTIHISTAMINES, ANESTHETICS, ETC.			
Total number of patients with at least one treatment	43 (13.6%)	34 (10.7%)	44 (14.0%)
Total number of treatments	65	45	61
LORATADINE	9 (2.8%)	8 (2.5%)	7 (2.2%)
LIDOCAINE	8 (2.5%)	7 (2.2%)	8 (2.5%)
CETIRIZINE HYDROCHLORIDE	6 (1.9%)	3 (0.9%)	7 (2.2%)
CETIRIZINE	6 (1.9%)	3 (0.9%)	2 (0.6%)
DIPHENHYDRAMINE HYDROCHLORIDE	3 (0.9%)	5 (1.6%)	3 (1.0%)
HYDROXYZINE	3 (0.9%)	3 (0.9%)	4 (1.3%)
PROMETHAZINE	3 (0.9%)	1 (0.3%)	4 (1.3%)
CHLORPHENAMINE MALEATE	2 (0.6%)	1 (0.3%)	3 (1.0%)
DIPHENHYDRAMINE	0	3 (0.9%)	3 (1.0%)
HYDROXYZINE HYDROCHLORIDE	2 (0.6%)	0	4 (1.3%)
DESLORATADINE	0	1 (0.3%)	2 (0.6%)
PROMETHAZINE HYDROCHLORIDE	0	2 (0.6%)	1 (0.3%)

BENZOCAINE	1 (0.3%)	0	1 (0.3%)
CLEMASTINE	1 (0.3%)	1 (0.3%)	0
CROTAMITON	1 (0.3%)	0	1 (0.3%)
DOXEPIN	0	1 (0.3%)	1 (0.3%)
DOXEPIN HYDROCHLORIDE	0	1 (0.3%)	1 (0.3%)
ANESTHETICS, LOCAL	1 (0.3%)	0	0
ARNICA MONTANA	0	1 (0.3%)	0
BENZOCAINE;MENTHOL;ZINC OXIDE	1 (0.3%)	0	0
CALAMINE;DIPHENHYDRAMINE HYDROCHLORIDE	1 (0.3%)	0	0
CHLORPHENAMINE	0	0	1 (0.3%)
DEXCHLORPHENIRAMINE	0	0	1 (0.3%)
DEXCHLORPHENIRAMINE MALEATE	1 (0.3%)	0	0
LIDOCAINE;MENTHOL	0	1 (0.3%)	0
MEPYRAMINE MALEATE	0	0	1 (0.3%)
OLOPATADINE HYDROCHLORIDE	1 (0.3%)	0	0
PHENIRAMINE	0	0	1 (0.3%)
PRAMOCAINE HYDROCHLORIDE	0	1 (0.3%)	0
ANTIPSORIATICS			
Total number of patients with at least one treatment	6 (1.9%)	4 (1.3%)	2 (0.6%)
Total number of treatments	6	4	2
CALCITRIOL	6 (1.9%)	3 (0.9%)	1 (0.3%)
BETAMETHASONE;CALCIPOTRIOL	0	1 (0.3%)	0
COAL TAR	0	0	1 (0.3%)
ANTISEPTICS AND DISINFECTANTS			
Total number of patients with at least one treatment	6 (1.9%)	4 (1.3%)	7 (2.2%)
Total number of treatments	6	6	9
ALKONIUM BROMIDE;TRIMECAINE HYDROCHLORIDE	0	2 (0.6%)	1 (0.3%)
CHLORHEXIDINE	1 (0.3%)	0	2 (0.6%)
OCTENIDINE HYDROCHLORIDE;PHENOXYETHANOL	2 (0.6%)	0	0
POVIDONE-IODINE	1 (0.3%)	0	1 (0.3%)
VACCINIUM MYRTILLUS	1 (0.3%)	0	1 (0.3%)
2-HYDROXYETHYL METHACRYLATE	0	1 (0.3%)	0
CHLOROXINE	1 (0.3%)	0	0
HYALURONATE SODIUM;OCTENIDINE HYDROCHLORIDE	0	1 (0.3%)	0
PHENOL	0	0	1 (0.3%)
POVIDONE	0	0	1 (0.3%)
ANTITHROMBOTIC AGENTS			
Total number of patients with at least one treatment	154 (48.6%)	148 (46.4%)	140 (44.4%)
Total number of treatments	257	228	215
ACETYLSALICYLIC ACID	111 (35.0%)	109 (34.2%)	112 (35.6%)
CLOPIDOGREL BISULFATE	15 (4.7%)	13 (4.1%)	11 (3.5%)
CLOPIDOGREL	11 (3.5%)	8 (2.5%)	17 (5.4%)
ENOXAPARIN SODIUM	10 (3.2%)	8 (2.5%)	10 (3.2%)
APIXABAN	13 (4.1%)	7 (2.2%)	5 (1.6%)
RIVAROXABAN	5 (1.6%)	10 (3.1%)	7 (2.2%)
HEPARIN	7 (2.2%)	7 (2.2%)	6 (1.9%)
CILOSTAZOL	6 (1.9%)	9 (2.8%)	4 (1.3%)
TICAGRELOR	5 (1.6%)	6 (1.9%)	6 (1.9%)
ENOXAPARIN	5 (1.6%)	5 (1.6%)	4 (1.3%)
WARFARIN	3 (0.9%)	6 (1.9%)	2 (0.6%)
NADROPARIN CALCIUM	3 (0.9%)	1 (0.3%)	3 (1.0%)
ACENOCOUMAROL	2 (0.6%)	2 (0.6%)	2 (0.6%)
DABIGATRAN ETEXILATE MESILATE	3 (0.9%)	3 (0.9%)	0
ACETYLSALICYLATE LYSINE	3 (0.9%)	2 (0.6%)	0
SULODEXIDE	3 (0.9%)	1 (0.3%)	1 (0.3%)
ACETYLSALICYLIC ACID;GLYCINE	3 (0.9%)	0	1 (0.3%)
ACETYLSALICYLIC ACID;MAGNESIUM HYDROXIDE	3 (0.9%)	1 (0.3%)	0
ALTEPLASE	2 (0.6%)	2 (0.6%)	0
WARFARIN SODIUM	0	1 (0.3%)	3 (1.0%)
PRASUGREL	1 (0.3%)	2 (0.6%)	0
SARPOGRELATE HYDROCHLORIDE	3 (0.9%)	0	0
ALPROSTADIL	1 (0.3%)	0	1 (0.3%)
EDOXABAN TOSILATE	2 (0.6%)	0	0
HEPARIN SODIUM	1 (0.3%)	0	1 (0.3%)
HEPARINOID	0	1 (0.3%)	1 (0.3%)
MUCOPOLYSACCHARIDE POLYSULFURIC ACID ESTER	1 (0.3%)	0	1 (0.3%)
STREPTODORNASE;STREPTOKINASE	1 (0.3%)	1 (0.3%)	0
BEMIPARIN SODIUM	1 (0.3%)	0	0
BERAPROST SODIUM	0	0	1 (0.3%)
BIVALIRUDIN	0	1 (0.3%)	0
DABIGATRAN	0	1 (0.3%)	0
DALTEPARIN SODIUM	0	1 (0.3%)	0
EDOXABAN	0	1 (0.3%)	0
EPTIFIBATIDE	0	1 (0.3%)	0
HEPARIN;SODIUM CHLORIDE	0	0	1 (0.3%)
LIMAPROST	0	1 (0.3%)	0
OTHER ANTITHROMBOTIC AGENTS	0	1 (0.3%)	0
PRASUGREL HYDROCHLORIDE	1 (0.3%)	0	0
TINZAPARIN	0	0	1 (0.3%)

ANTIVIRALS FOR SYSTEMIC USE			
Total number of patients with at least one treatment	11 (3.5%)	14 (4.4%)	3 (1.0%)
Total number of treatments	15	18	3
ACICLOVIR	5 (1.6%)	6 (1.9%)	1 (0.3%)
REMDESIVIR	2 (0.6%)	3 (0.9%)	0
OSELTAMIVIR PHOSPHATE	1 (0.3%)	3 (0.9%)	0
FAVIPIRAVIR	0	0	2 (0.6%)
ADEFOVIR DIPIVOXIL	0	1 (0.3%)	0
FAMCICLOVIR	1 (0.3%)	0	0
GLECAPREVIR;PIBRENTASVIR	1 (0.3%)	0	0
INOSINE PRANOBEX	0	1 (0.3%)	0
LOPINAVIR;RITONAVIR	1 (0.3%)	0	0
MOMORDICA CHARANTIA	0	1 (0.3%)	0
OSELTAMIVIR	0	1 (0.3%)	0
PENCICLOVIR	1 (0.3%)	0	0
VALACICLOVIR HYDROCHLORIDE	0	1 (0.3%)	0
VALGANCICLOVIR HYDROCHLORIDE	1 (0.3%)	0	0
APPETITE STIMULANTS			
Total number of patients with at least one treatment	2 (0.6%)	0	0
Total number of treatments	2	0	0
CANNABIS SATIVA	1 (0.3%)	0	0
TRIGONELLA FOENUM-GRAECUM	1 (0.3%)	0	0
BETA BLOCKING AGENTS			
Total number of patients with at least one treatment	121 (38.2%)	113 (35.4%)	124 (39.4%)
Total number of treatments	141	133	142
CARVEDILOL	26 (8.2%)	31 (9.7%)	28 (8.9%)
METOPROLOL	21 (6.6%)	24 (7.5%)	17 (5.4%)
BISOPROLOL FUMARATE	17 (5.4%)	14 (4.4%)	19 (6.0%)
BISOPROLOL	14 (4.4%)	8 (2.5%)	15 (4.8%)
NEBIVOLOL HYDROCHLORIDE	13 (4.1%)	8 (2.5%)	12 (3.8%)
ATENOLOL	7 (2.2%)	10 (3.1%)	13 (4.1%)
METOPROLOL SUCCINATE	8 (2.5%)	8 (2.5%)	8 (2.5%)
METOPROLOL TARTRATE	6 (1.9%)	7 (2.2%)	9 (2.9%)
NEBIVOLOL	3 (0.9%)	5 (1.6%)	1 (0.3%)
BETAXOLOL HYDROCHLORIDE	4 (1.3%)	3 (0.9%)	1 (0.3%)
LABETALOL	4 (1.3%)	0	4 (1.3%)
PROPRANOLOL	3 (0.9%)	1 (0.3%)	4 (1.3%)
AMLODIPINE BESILATE;BISOPROLOL FUMARATE	3 (0.9%)	0	0
PROPRANOLOL HYDROCHLORIDE	1 (0.3%)	1 (0.3%)	1 (0.3%)
ACEBUTOLOL HYDROCHLORIDE	1 (0.3%)	1 (0.3%)	0
ATENOLOL;CHLORTALIDONE	0	0	2 (0.6%)
BETAXOLOL	1 (0.3%)	1 (0.3%)	0
AMLODIPINE;BISOPROLOL	0	1 (0.3%)	0
HYDROCHLOROTHIAZIDE;METOPROLOL	0	0	1 (0.3%)
LABETALOL HYDROCHLORIDE	1 (0.3%)	0	0
SOTALOL HYDROCHLORIDE	0	1 (0.3%)	0
BILE AND LIVER THERAPY			
Total number of patients with at least one treatment	11 (3.5%)	13 (4.1%)	8 (2.5%)
Total number of treatments	15	15	8
CURCUMA LONGA	3 (0.9%)	4 (1.3%)	2 (0.6%)
LACTULOSE	2 (0.6%)	5 (1.6%)	2 (0.6%)
URSODEOXYCHOLIC ACID	4 (1.3%)	1 (0.3%)	0
SILYBUM MARIANUM	2 (0.6%)	1 (0.3%)	1 (0.3%)
RIFAXIMIN	1 (0.3%)	2 (0.6%)	0
ADENINE HYDROCHLORIDE;BIFENDATE;CARNITINE OROTATE;CYANOCOBALAMIN;LIVER EXTRACT;PYRIDOXINE HYDROCHLORIDE;RIBOFLAVIN	2 (0.6%)	0	0
ACHILLEA MILLEFOLIUM	0	1 (0.3%)	0
ARGININE	0	0	1 (0.3%)
CYSTEINE;GLYCINE;GLYCYRRHIZIC ACID, AMMONIUM SALT	0	0	1 (0.3%)
OX BILE	1 (0.3%)	0	0
TIMONACIC	0	0	1 (0.3%)
BLOOD SUBSTITUTES AND PERFUSION SOLUTIONS			
Total number of patients with at least one treatment	61 (19.2%)	58 (18.2%)	49 (15.6%)
Total number of treatments	112	106	133
POTASSIUM CHLORIDE	15 (4.7%)	13 (4.1%)	14 (4.4%)
VITAMINS NOS	14 (4.4%)	19 (6.0%)	9 (2.9%)
SODIUM CHLORIDE	14 (4.4%)	6 (1.9%)	14 (4.4%)
GLUCOSE	6 (1.9%)	7 (2.2%)	9 (2.9%)
SODIUM BICARBONATE	7 (2.2%)	4 (1.3%)	7 (2.2%)
MINERALS NOS;VITAMINS NOS	5 (1.6%)	9 (2.8%)	2 (0.6%)
POTASSIUM	5 (1.6%)	4 (1.3%)	4 (1.3%)
ELECTROLYTES NOS	3 (0.9%)	4 (1.3%)	1 (0.3%)
RED BLOOD CELLS, CONCENTRATED	3 (0.9%)	3 (0.9%)	2 (0.6%)
MAGNESIUM SULFATE	1 (0.3%)	2 (0.6%)	3 (1.0%)
CALCIUM GLUCONATE	1 (0.3%)	0	4 (1.3%)
ZINC	2 (0.6%)	1 (0.3%)	1 (0.3%)
CHLORHEXIDINE	1 (0.3%)	0	2 (0.6%)
GLUCOSE;SODIUM CHLORIDE	0	1 (0.3%)	2 (0.6%)
I.V. SOLUTIONS	2 (0.6%)	0	1 (0.3%)

ISOSORBIDE	1 (0.3%)	1 (0.3%)	1 (0.3%)
PLASMA	0	2 (0.6%)	1 (0.3%)
ALBUMIN HUMAN	1 (0.3%)	0	1 (0.3%)
BLOOD, WHOLE	1 (0.3%)	0	1 (0.3%)
CALCIUM CHLORIDE DIHYDRATE;POTASSIUM CHLORIDE;SODIUM CHLORIDE;SODIUM LACTATE	2 (0.6%)	0	0
CALCIUM CHLORIDE;POTASSIUM CHLORIDE;SODIUM CHLORIDE	0	2 (0.6%)	0
NEOMYCIN	1 (0.3%)	1 (0.3%)	0
ARGININE	0	0	1 (0.3%)
ASCORBIC ACID;BIOTIN;CALCIUM PANTOTHENATE;CYANOCOBALAMIN;FOLIC ACID;NICOTINAMIDE;PYRIDOXINE HYDROCHLORIDE;RIBOFLAVIN;THIAMINE HYDROCHLORIDE	1 (0.3%)	0	0
CALCIUM CHLORIDE	0	0	1 (0.3%)
CALCIUM CHLORIDE DIHYDRATE;MAGNESIUM CHLORIDE HEXAHYDRATE;POTASSIUM CHLORIDE;SODIUM CHLORIDE;SODIUM LACTATE	0	1 (0.3%)	0
CALCIUM CHLORIDE DIHYDRATE;MAGNESIUM CHLORIDE;POTASSIUM CHLORIDE;SODIUM ACETATE;SODIUM CHLORIDE;SODIUM CITRATE	1 (0.3%)	0	0
CALCIUM CHLORIDE;DEXTRIN;MAGNESIUM CHLORIDE;SODIUM CHLORIDE;SODIUM LACTATE	0	1 (0.3%)	0
CALCIUM CHLORIDE;MAGNESIUM CHLORIDE;POTASSIUM CHLORIDE;SODIUM ACETATE;SODIUM CHLORIDE	0	1 (0.3%)	0
CALCIUM CHLORIDE;MAGNESIUM CHLORIDE;POTASSIUM CHLORIDE;SODIUM ACETATE;SODIUM CHLORIDE;SODIUM CITRATE	0	1 (0.3%)	0
CALCIUM CHLORIDE;POTASSIUM CHLORIDE;SODIUM ACETATE	0	0	1 (0.3%)
CALCIUM CHLORIDE;POTASSIUM CHLORIDE;SODIUM LACTATE	0	0	1 (0.3%)
CYSTEINE;GLYCINE;GLYCYRRHIZIC ACID, AMMONIUM SALT	0	0	1 (0.3%)
HETASTARCH	1 (0.3%)	0	0
MAGNESIUM;POTASSIUM	0	0	1 (0.3%)
NEOMYCIN SULFATE	0	0	1 (0.3%)
OTHER BLOOD PRODUCTS	1 (0.3%)	0	0
PERITONEAL DIALYTICS	0	1 (0.3%)	0
POVIDONE	0	0	1 (0.3%)
SODIUM PHOSPHATE	0	0	1 (0.3%)
SODIUM PHOSPHATE DIBASIC;SODIUM PHOSPHATE MONOBASIC	1 (0.3%)	0	0
TRIGLYCERIDES	1 (0.3%)	0	0
UREA	0	1 (0.3%)	0
CALCIUM CHANNEL BLOCKERS			
Total number of patients with at least one treatment	96 (30.3%)	92 (28.8%)	96 (30.5%)
Total number of treatments	108	116	117
AMLODIPINE	45 (14.2%)	49 (15.4%)	60 (19.0%)
AMLODIPINE BESILATE	23 (7.3%)	21 (6.6%)	15 (4.8%)
NIFEDIPINE	6 (1.9%)	8 (2.5%)	12 (3.8%)
LERCANIDIPINE HYDROCHLORIDE	7 (2.2%)	6 (1.9%)	7 (2.2%)
LACIDIPINE	2 (0.6%)	1 (0.3%)	5 (1.6%)
LERCANIDIPINE	5 (1.6%)	2 (0.6%)	1 (0.3%)
NITRENDIPINE	3 (0.9%)	3 (0.9%)	2 (0.6%)
DILTIAZEM	3 (0.9%)	3 (0.9%)	1 (0.3%)
VERAPAMIL	1 (0.3%)	4 (1.3%)	2 (0.6%)
DILTIAZEM HYDROCHLORIDE	1 (0.3%)	1 (0.3%)	2 (0.6%)
NICARDIPINE	1 (0.3%)	1 (0.3%)	1 (0.3%)
VERAPAMIL HYDROCHLORIDE	1 (0.3%)	2 (0.6%)	0
FELODIPINE	0	1 (0.3%)	1 (0.3%)
NICARDIPINE HYDROCHLORIDE	1 (0.3%)	1 (0.3%)	0
AMLODIPINE MALEATE	0	1 (0.3%)	0
AMLODIPINE MESILATE	1 (0.3%)	0	0
AMLODIPINE OROTATE	1 (0.3%)	0	0
AMLODIPINE;INDAPAMIDE	0	0	1 (0.3%)
BENIDIPINE HYDROCHLORIDE	1 (0.3%)	0	0
LEVAMLODIPINE	0	1 (0.3%)	0
MANIDIPINE	1 (0.3%)	0	0
CALCIUM HOMEOSTASIS			
Total number of patients with at least one treatment	3 (0.9%)	1 (0.3%)	1 (0.3%)
Total number of treatments	3	1	1
CALCIFEDIOL	1 (0.3%)	1 (0.3%)	0
CALCITONIN	1 (0.3%)	0	0
CINACALCET HYDROCHLORIDE	0	0	1 (0.3%)
PARICALCITOL	1 (0.3%)	0	0
CARDIAC THERAPY			
Total number of patients with at least one treatment	67 (21.1%)	58 (18.2%)	50 (15.9%)
Total number of treatments	102	90	76
IBUPROFEN	27 (8.5%)	21 (6.6%)	17 (5.4%)
GLYCERYL TRINITRATE	5 (1.6%)	12 (3.8%)	7 (2.2%)
ISOSORBIDE MONONITRATE	11 (3.5%)	8 (2.5%)	4 (1.3%)
LIDOCAINE	8 (2.5%)	7 (2.2%)	8 (2.5%)
UBIDECARENONE	4 (1.3%)	4 (1.3%)	4 (1.3%)
AMIODARONE	2 (0.6%)	3 (0.9%)	4 (1.3%)
TRIMETAZIDINE HYDROCHLORIDE	3 (0.9%)	1 (0.3%)	4 (1.3%)
RANOLAZINE	1 (0.3%)	3 (0.9%)	3 (1.0%)
DIGOXIN	1 (0.3%)	3 (0.9%)	2 (0.6%)
IPRATROPIUM BROMIDE	3 (0.9%)	2 (0.6%)	0
EPINEPHRINE	0	2 (0.6%)	2 (0.6%)
AMIODARONE HYDROCHLORIDE	2 (0.6%)	0	1 (0.3%)
ISOSORBIDE DINITRATE	0	2 (0.6%)	1 (0.3%)
IVABRADINE HYDROCHLORIDE	2 (0.6%)	1 (0.3%)	0
NICORANDIL	1 (0.3%)	1 (0.3%)	1 (0.3%)

REGADENOSON	0	2 (0.6%)	1 (0.3%)
ALPROSTADIL	1 (0.3%)	0	1 (0.3%)
INDOMETACIN	1 (0.3%)	1 (0.3%)	0
MIDODRINE	2 (0.6%)	0	0
NOREPINEPHRINE	0	0	2 (0.6%)
NOREPINEPHRINE BITARTRATE	1 (0.3%)	0	1 (0.3%)
PHENYLEPHRINE	1 (0.3%)	0	1 (0.3%)
ATROPINE SULFATE	0	0	1 (0.3%)
DOFETILIDE	1 (0.3%)	0	0
EPHEDRINE SULFATE	0	0	1 (0.3%)
EPINEPHRINE HYDROCHLORIDE	1 (0.3%)	0	0
HYDRALAZINE HYDROCHLORIDE;ISOSORBIDE DINITRATE	1 (0.3%)	0	0
IPRATROPIUM	0	0	1 (0.3%)
IVABRADINE	0	1 (0.3%)	0
LIMAPROST	0	1 (0.3%)	0
MAGNESIUM;POTASSIUM	0	0	1 (0.3%)
PROPAFENONE	0	1 (0.3%)	0
TRIMETAZIDINE	0	0	1 (0.3%)
UBIQUINOL	0	1 (0.3%)	0
CONTRAST MEDIA			
Total number of patients with at least one treatment	3 (0.9%)	5 (1.6%)	2 (0.6%)
Total number of treatments	4	5	5
IOHEXOL	1 (0.3%)	1 (0.3%)	1 (0.3%)
PERFLUTREN	1 (0.3%)	0	1 (0.3%)
CONTRAST MEDIA	1 (0.3%)	0	0
IOPAMIDOL	0	1 (0.3%)	0
IOTALAMIC ACID	0	1 (0.3%)	0
IOVERSOL	1 (0.3%)	0	0
MEGLUMINE AMIDOTRIZOATE;SODIUM AMIDOTRIZOATE	0	1 (0.3%)	0
TETROFOSMIN	0	1 (0.3%)	0
CORTICOSTEROIDS FOR SYSTEMIC USE			
Total number of patients with at least one treatment	39 (12.3%)	34 (10.7%)	32 (10.2%)
Total number of treatments	53	51	40
PREDNISONE	10 (3.2%)	11 (3.4%)	13 (4.1%)
DEXAMETHASONE	7 (2.2%)	4 (1.3%)	5 (1.6%)
PREDNISOLONE	8 (2.5%)	4 (1.3%)	2 (0.6%)
METHYLPREDNISOLONE	2 (0.6%)	7 (2.2%)	3 (1.0%)
HYDROCORTISONE	4 (1.3%)	2 (0.6%)	2 (0.6%)
METHYLPREDNISOLONE SODIUM SUCCINATE	2 (0.6%)	2 (0.6%)	1 (0.3%)
STEROIDS	0	4 (1.3%)	1 (0.3%)
BETAMETHASONE	1 (0.3%)	2 (0.6%)	1 (0.3%)
CORTISONE	1 (0.3%)	1 (0.3%)	2 (0.6%)
TRIAMCINOLONE	1 (0.3%)	2 (0.6%)	1 (0.3%)
TRIAMCINOLONE ACETONIDE	1 (0.3%)	2 (0.6%)	1 (0.3%)
BETAMETHASONE DIPROPIONATE;BETAMETHASONE SODIUM PHOSPHATE	1 (0.3%)	1 (0.3%)	1 (0.3%)
FLUDROCORTISONE	1 (0.3%)	1 (0.3%)	0
KETOCONAZOLE	2 (0.6%)	0	0
ALDOSTERONE	0	0	1 (0.3%)
BETAMETHASONE;DEXCHLORPHENIRAMINE MALEATE	0	0	1 (0.3%)
DEXAMETHASONE PHOSPHATE	0	0	1 (0.3%)
DEXAMETHASONE SODIUM PHOSPHATE	1 (0.3%)	0	0
HYDROCORTISONE ACETATE	0	0	1 (0.3%)
HYDROCORTISONE SODIUM SUCCINATE	1 (0.3%)	0	0
LIDOCAINE HYDROCHLORIDE;METHYLPREDNISOLONE ACETATE	0	0	1 (0.3%)
LIDOCAINE;TRIAMCINOLONE	0	0	1 (0.3%)
MEPREDNISONE	1 (0.3%)	0	0
PREDNISOLONE ACETATE	1 (0.3%)	0	0
CORTICOSTEROIDS, DERMATOLOGICAL PREPARATIONS			
Total number of patients with at least one treatment	48 (15.1%)	42 (13.2%)	37 (11.7%)
Total number of treatments	75	67	48
PREDNISONE	10 (3.2%)	11 (3.4%)	13 (4.1%)
DEXAMETHASONE	7 (2.2%)	4 (1.3%)	5 (1.6%)
PREDNISOLONE	8 (2.5%)	4 (1.3%)	2 (0.6%)
FLUTICASONE PROPIONATE	7 (2.2%)	3 (0.9%)	2 (0.6%)
METHYLPREDNISOLONE	2 (0.6%)	7 (2.2%)	3 (1.0%)
FLUTICASONE	2 (0.6%)	3 (0.9%)	4 (1.3%)
HYDROCORTISONE	4 (1.3%)	2 (0.6%)	2 (0.6%)
CLOBETASOL PROPIONATE	1 (0.3%)	3 (0.9%)	2 (0.6%)
MOMETASONE FUROATE	5 (1.6%)	1 (0.3%)	0
METHYLPREDNISOLONE SODIUM SUCCINATE	2 (0.6%)	2 (0.6%)	1 (0.3%)
STEROIDS	0	4 (1.3%)	1 (0.3%)
BETAMETHASONE	1 (0.3%)	2 (0.6%)	1 (0.3%)
MOMETASONE	1 (0.3%)	1 (0.3%)	2 (0.6%)
TRIAMCINOLONE	1 (0.3%)	2 (0.6%)	1 (0.3%)
TRIAMCINOLONE ACETONIDE	1 (0.3%)	2 (0.6%)	1 (0.3%)
BECLOMETASONE DIPROPIONATE	0	2 (0.6%)	1 (0.3%)
BETAMETHASONE DIPROPIONATE;BETAMETHASONE SODIUM PHOSPHATE	1 (0.3%)	1 (0.3%)	1 (0.3%)
FLUOCINONIDE	1 (0.3%)	1 (0.3%)	1 (0.3%)
BECLOMETASONE	0	2 (0.6%)	0
BUDESONIDE	1 (0.3%)	0	1 (0.3%)

BETAMETHASONE DIPROPIONATE;GENTAMICIN SULFATE	1 (0.3%)	0	0
BETAMETHASONE VALERATE;CLIOQUINOL	0	0	1 (0.3%)
CIPROFLOXACIN HYDROCHLORIDE;FLUOCINOLONE ACETONIDE	1 (0.3%)	0	0
CLOBETASOL	1 (0.3%)	0	0
CLOBETASONE	0	0	1 (0.3%)
DESONIDE	1 (0.3%)	0	0
DEXAMETHASONE SODIUM PHOSPHATE	1 (0.3%)	0	0
DEXAMETHASONE;NEOMYCIN SULFATE	0	1 (0.3%)	0
FLUOCINOLONE ACETONIDE	0	1 (0.3%)	0
HYDROCORTISONE ACETATE	0	0	1 (0.3%)
HYDROCORTISONE SODIUM SUCCINATE	1 (0.3%)	0	0
HYDROCORTISONE;NEOMYCIN;POLYMYXIN B	0	1 (0.3%)	0
METHYLPREDNISOLONE ACEPONATE	0	0	1 (0.3%)
MOMETASONE FUROATE MONOHYDRATE	1 (0.3%)	0	0
PREDNISOLONE ACETATE	1 (0.3%)	0	0
COUGH AND COLD PREPARATIONS			
Total number of patients with at least one treatment	55 (17.4%)	52 (16.3%)	46 (14.6%)
Total number of treatments	106	72	94
SODIUM CHLORIDE	14 (4.4%)	6 (1.9%)	14 (4.4%)
GUAIFENESIN	6 (1.9%)	8 (2.5%)	6 (1.9%)
ACETYLCYSTEINE	3 (0.9%)	8 (2.5%)	6 (1.9%)
BENZONATATE	3 (0.9%)	6 (1.9%)	4 (1.3%)
AMBROXOL HYDROCHLORIDE	5 (1.6%)	2 (0.6%)	2 (0.6%)
ELECTROLYTES NOS	3 (0.9%)	4 (1.3%)	1 (0.3%)
AMBROXOL	2 (0.6%)	3 (0.9%)	1 (0.3%)
BROMHEXINE HYDROCHLORIDE	2 (0.6%)	3 (0.9%)	1 (0.3%)
CODEINE	3 (0.9%)	1 (0.3%)	2 (0.6%)
ERDOSTEINE	1 (0.3%)	2 (0.6%)	2 (0.6%)
GENTIANA LUTEA ROOT;PRIMULA SPP. FLOWER;RUMEX SPP. HERB;SAMBUCUS NIGRA FLOWER;VERBENA OFFICINALIS HERB	2 (0.6%)	2 (0.6%)	1 (0.3%)
CODEINE PHOSPHATE	1 (0.3%)	1 (0.3%)	2 (0.6%)
DEXTROMETHORPHAN HYDROBROMIDE	2 (0.6%)	0	2 (0.6%)
HYDROCODONE	3 (0.9%)	0	1 (0.3%)
ZINC	2 (0.6%)	1 (0.3%)	1 (0.3%)
CARBOCISTEINE	2 (0.6%)	0	1 (0.3%)
CODEINE PHOSPHATE;GUAIFENESIN	1 (0.3%)	1 (0.3%)	1 (0.3%)
COUGH AND COLD PREPARATIONS	3 (0.9%)	0	0
OTHER COUGH SUPPRESSANTS AND EXPECTORANTS	1 (0.3%)	1 (0.3%)	1 (0.3%)
CHLORPHENAMINE MALEATE;PARACETAMOL;PHENYLEPHRINE HYDROCHLORIDE	1 (0.3%)	1 (0.3%)	0
CODEINE PHOSPHATE;SULFOGAIACOL	1 (0.3%)	0	1 (0.3%)
CODEINE PHOSPHATE;TERPIN	2 (0.6%)	0	0
CODEINE;GUAIFENESIN	0	1 (0.3%)	1 (0.3%)
DEXTROMETHORPHAN HYDROBROMIDE;LYSOZYME CHLORIDE;POTASSIUM CRESOLSULFONATE	1 (0.3%)	1 (0.3%)	0
HEDERA HELIX	0	2 (0.6%)	0
LEVODROPROPIZINE	1 (0.3%)	1 (0.3%)	0
OLEA EUROPAEA LEAF	1 (0.3%)	0	1 (0.3%)
PHOLCODINE	1 (0.3%)	0	1 (0.3%)
QUININE SULFATE	0	0	2 (0.6%)
ACETYLCYSTEINE;ASCORBIC ACID	1 (0.3%)	0	0
ACHILLEA MILLEFOLIUM	0	1 (0.3%)	0
ACONITUM NAPELLUS TINCTURE;CODEINE PHOSPHATE;SAPONARIA OFFICINALIS;THYMUS VULGARIS EXTRACT	0	1 (0.3%)	0
AMMONIUM BICARBONATE;CEPHAELIS SPP. TINCTURE	0	0	1 (0.3%)
AMMONIUM CHLORIDE;CHLOROFORM;DIPHENHYDRAMINE HYDROCHLORIDE;MENTHOL;SODIUM CITRATE	0	0	1 (0.3%)
AMMONIUM CHLORIDE;DEXTROMETHORPHAN HYDROBROMIDE;SODIUM CITRATE	0	1 (0.3%)	0
ANDROGRAPHIS PANICULATA LEAF;BETA GLUCAN;GENTIANA SPP. ROOT;GLYCYRRHIZA GLABRA ROOT;SAMBUCUS NIGRA FLOWER;VERBASCUM SPP. FLOWER;VERBENA OFFICINALIS HERB	1 (0.3%)	0	0
BUTAMIRATE CITRATE	0	0	1 (0.3%)
CAFFEINE;PARACETAMOL;PHENYLEPHRINE HYDROCHLORIDE	0	0	1 (0.3%)
CETRARIA ISLANDICA EXTRACT	0	0	1 (0.3%)
CHLORPHENAMINE MALEATE;DEXTROMETHORPHAN HYDROBROMIDE	0	0	1 (0.3%)
CHLORPHENAMINE;CODEINE;PHENYLEPHRINE	1 (0.3%)	0	0
CODEINE PHOSPHATE;DRIMIA MARITIMA;EUPHORBIA HIRTA;GUAREA GUIDONIA;POLYGALA SENEGA	1 (0.3%)	0	0
CODEINE RESINATE;PHENYLTOLOXAMINE RESIN COMPLEX	0	0	1 (0.3%)
CYSTEINE;GLYCINE;GLYCYRRHIZIC ACID, AMMONIUM SALT	0	0	1 (0.3%)
DEXTROMETHORPHAN	0	0	1 (0.3%)
DEXTROMETHORPHAN HYDROBROMIDE;GUAIFENESIN	0	1 (0.3%)	0
DEXTROMETHORPHAN HYDROBROMIDE;GUAIFENESIN;PHENYLEPHRINE	1 (0.3%)	0	0
DEXTROMETHORPHAN HYDROBROMIDE;LYSOZYME;POTASSIUM CRESOLSULFONATE	1 (0.3%)	0	0
DEXTROMETHORPHAN;GUAIFENESIN	0	1 (0.3%)	0
DIHYDROCODEINE	0	1 (0.3%)	0
DIHYDROCODEINE BITARTRATE	0	0	1 (0.3%)
DIPHENHYDRAMINE HYDROCHLORIDE;DROPROPIZINE;PARACETAMOL;PSEUDOEPHEDRINE HYDROCHLORIDE	0	1 (0.3%)	0
EXPECTORANTS	0	0	1 (0.3%)
GLYCYRRHIZA GLABRA EXTRACT	0	1 (0.3%)	0
GLYCYRRHIZA GLABRA EXTRACT;PAPAVER SOMNIFERUM;PIMPINELLA ANISUM OIL	0	0	1 (0.3%)
GUAIFENESIN;HYDROCODONE BITARTRATE	0	0	1 (0.3%)
GUAIFENESIN;PSEUDOEPHEDRINE HYDROCHLORIDE	1 (0.3%)	0	0
HEDERA HELIX EXTRACT	1 (0.3%)	0	0
HERBAL EXPECTORANTS AND EMOLLIENTS	0	0	1 (0.3%)
LINUM USITATISSIMUM SEED OIL	0	1 (0.3%)	0
MIKANIA GLOMERATA	0	1 (0.3%)	0
OPIUM ALKALOIDS AND DERIVATIVES	0	1 (0.3%)	0

OPIUM DERIVATIVES AND EXPECTORANTS	0	0	1 (0.3%)
OTHER COLD PREPARATIONS	0	1 (0.3%)	0
PENTOXYVERINE CITRATE	1 (0.3%)	0	0
QUININE	1 (0.3%)	0	0
SALVIA OFFICINALIS	0	1 (0.3%)	0
SAMBUCUS NIGRA	1 (0.3%)	0	0
SOBREROL	1 (0.3%)	0	0
TRIGONELLA FOENUM-GRAECUM	1 (0.3%)	0	0
DIAGNOSTIC AGENTS			
Total number of patients with at least one treatment	16 (5.0%)	14 (4.4%)	19 (6.0%)
Total number of treatments	20	27	34
GLUCOSE	6 (1.9%)	7 (2.2%)	9 (2.9%)
FOLIC ACID	6 (1.9%)	3 (0.9%)	6 (1.9%)
MAGNESIUM SULFATE	1 (0.3%)	2 (0.6%)	3 (1.0%)
FLUORESCEIN	2 (0.6%)	1 (0.3%)	1 (0.3%)
FLUORESCEIN SODIUM	1 (0.3%)	1 (0.3%)	2 (0.6%)
DIAGNOSTIC RADIOPHARMACEUTICALS			
Total number of patients with at least one treatment	0	1 (0.3%)	0
TECHNETIUM (99M TC) SESTAMIBI	0	1 (0.3%)	0
Total number of treatments	0	1	0
DIGESTIVES, INCL. ENZYMES			
Total number of patients with at least one treatment	3 (0.9%)	6 (1.9%)	1 (0.3%)
Total number of treatments	3	6	1
SILYBUM MARIANUM	2 (0.6%)	1 (0.3%)	1 (0.3%)
PANCREATIN	0	2 (0.6%)	0
ACHILLEA MILLEFOLIUM	0	1 (0.3%)	0
BIODIASTASE 1000;LIPASE;NEWLASE	0	1 (0.3%)	0
ENZYME PREPARATIONS	0	1 (0.3%)	0
ENZYMES NOS	1 (0.3%)	0	0
DIURETICS			
Total number of patients with at least one treatment	115 (36.3%)	89 (27.9%)	95 (30.2%)
Total number of treatments	185	137	155
FUROSEMIDE	58 (18.3%)	42 (13.2%)	45 (14.3%)
HYDROCHLOROTHIAZIDE	30 (9.5%)	27 (8.5%)	28 (8.9%)
SPIRONOLACTONE	15 (4.7%)	15 (4.7%)	20 (6.3%)
INDAPAMIDE	18 (5.7%)	8 (2.5%)	13 (4.1%)
TORASEMIDE	12 (3.8%)	9 (2.8%)	15 (4.8%)
BUMETANIDE	4 (1.3%)	6 (1.9%)	5 (1.6%)
CHLORTALIDONE	2 (0.6%)	5 (1.6%)	3 (1.0%)
METOLAZONE	3 (0.9%)	3 (0.9%)	2 (0.6%)
AMILORIDE HYDROCHLORIDE;HYDROCHLOROTHIAZIDE	1 (0.3%)	2 (0.6%)	1 (0.3%)
EPLERENONE	2 (0.6%)	0	2 (0.6%)
ACETAZOLAMIDE	2 (0.6%)	0	1 (0.3%)
HYDROCHLOROTHIAZIDE;TRIAMTERENE	0	2 (0.6%)	1 (0.3%)
ISOSORBIDE	1 (0.3%)	1 (0.3%)	1 (0.3%)
BENDROFLUMETHIAZIDE	1 (0.3%)	0	1 (0.3%)
BENDROFLUMETHIAZIDE;POTASSIUM CHLORIDE	1 (0.3%)	1 (0.3%)	0
CLOPAMIDE	0	0	1 (0.3%)
SAMBUCUS NIGRA	1 (0.3%)	0	0
TRIAMTERENE	0	1 (0.3%)	0
TRICHLORMETHIAZIDE	1 (0.3%)	0	0
DRUGS FOR ACID RELATED DISORDERS			
Total number of patients with at least one treatment	95 (30.0%)	76 (23.8%)	90 (28.6%)
Total number of treatments	125	112	133
OMEPRAZOLE	31 (9.8%)	28 (8.8%)	29 (9.2%)
PANTOPRAZOLE	19 (6.0%)	8 (2.5%)	15 (4.8%)
PANTOPRAZOLE SODIUM SESQUIHYDRATE	15 (4.7%)	16 (5.0%)	11 (3.5%)
ESOMEPRAZOLE	5 (1.6%)	7 (2.2%)	6 (1.9%)
SODIUM BICARBONATE	7 (2.2%)	4 (1.3%)	7 (2.2%)
RANITIDINE	5 (1.6%)	2 (0.6%)	10 (3.2%)
LANSOPRAZOLE	3 (0.9%)	6 (1.9%)	6 (1.9%)
FAMOTIDINE	4 (1.3%)	4 (1.3%)	6 (1.9%)
CALCIUM CARBONATE	5 (1.6%)	2 (0.6%)	6 (1.9%)
MAGNESIUM OXIDE	5 (1.6%)	4 (1.3%)	3 (1.0%)
RANITIDINE HYDROCHLORIDE	5 (1.6%)	4 (1.3%)	1 (0.3%)
MAGNESIUM HYDROXIDE	2 (0.6%)	2 (0.6%)	2 (0.6%)
ESOMEPRAZOLE MAGNESIUM	2 (0.6%)	1 (0.3%)	2 (0.6%)
ANTACIDS, OTHER COMBINATIONS	1 (0.3%)	1 (0.3%)	2 (0.6%)
ALUMINIUM HYDROXIDE;MAGNESIUM HYDROXIDE;SIMETICONE	0	0	3 (1.0%)
CIMETIDINE	0	2 (0.6%)	1 (0.3%)
RABEPRAZOLE SODIUM	2 (0.6%)	0	1 (0.3%)
BISMUTH SUBSALICYLATE	1 (0.3%)	1 (0.3%)	0
ESOMEPRAZOLE MAGNESIUM DIHYDRATE	1 (0.3%)	0	1 (0.3%)
RANITIDINE HYDROCHLORIDE;SUCRALFATE;TRIPOTASSIUM DICITRATOBISMUTHATE	1 (0.3%)	1 (0.3%)	0
SUCRALFATE	1 (0.3%)	1 (0.3%)	0
ALDIOXA	0	0	1 (0.3%)
ALMAGATE	0	1 (0.3%)	0
ALUMINIUM HYDROXIDE	0	1 (0.3%)	0

ALUMINIUM HYDROXIDE;CALCIUM CARBONATE;MAGNESIUM CARBONATE;OXETACAINE	1 (0.3%)	0	0
ALUMINIUM HYDROXIDE;CALCIUM CARBONATE;MAGNESIUM HYDROXIDE	0	0	1 (0.3%)
ALUMINIUM HYDROXIDE;HOMATROPINE METHYLBROMIDE	0	1 (0.3%)	0
ALUMINIUM OXIDE;MAGNESIUM HYDROXIDE;SIMETICONE	0	0	1 (0.3%)
ALUMINIUM SULFATE;CALCIUM ACETATE	1 (0.3%)	0	0
ANTACIDS	0	0	1 (0.3%)
ARTEMISIA ARGYI	0	1 (0.3%)	0
ARTEMISIA ARGYI LEAF	1 (0.3%)	0	0
BIODIASTASE 2000;HUMULUS LUPULUS;HYDROTALCITE;MAGNESIUM ALUMINUM SILICATE;SCOPOLIA SPP.;SODIUM BICARBONATE;SWERTIA SPP. HERB;VITAMIN U	1 (0.3%)	0	0
GLYCYRRHIZA GLABRA EXTRACT	0	1 (0.3%)	0
NIZATIDINE	1 (0.3%)	0	0
OMEPRAZOLE;SODIUM BICARBONATE	0	1 (0.3%)	0
POTASSIUM BICARBONATE;SODIUM ALGINATE	0	0	1 (0.3%)
RABEPRAZOLE	0	0	1 (0.3%)
REBAMIPIDE	1 (0.3%)	0	0
ROXATIDINE ACETATE HYDROCHLORIDE	1 (0.3%)	0	0
SULGLICOTIDE	0	1 (0.3%)	0
DRUGS FOR CONSTIPATION			
Total number of patients with at least one treatment	32 (10.1%)	23 (7.2%)	36 (11.4%)
Total number of treatments	63	39	80
SODIUM CHLORIDE	14 (4.4%)	6 (1.9%)	14 (4.4%)
DOCUSATE SODIUM	4 (1.3%)	0	10 (3.2%)
MAGNESIUM OXIDE	5 (1.6%)	4 (1.3%)	3 (1.0%)
LACTULOSE	2 (0.6%)	5 (1.6%)	2 (0.6%)
MACROGOL	2 (0.6%)	2 (0.6%)	4 (1.3%)
DOCUSATE	1 (0.3%)	4 (1.3%)	2 (0.6%)
MACROGOL 3350	3 (0.9%)	1 (0.3%)	3 (1.0%)
SENNOSIDE A+B	0	3 (0.9%)	4 (1.3%)
BISACODYL	3 (0.9%)	2 (0.6%)	1 (0.3%)
MAGNESIUM HYDROXIDE	2 (0.6%)	2 (0.6%)	2 (0.6%)
MAGNESIUM SULFATE	1 (0.3%)	2 (0.6%)	3 (1.0%)
PLANTAGO OVATA	3 (0.9%)	1 (0.3%)	2 (0.6%)
CONTACT LAXATIVES	1 (0.3%)	0	3 (1.0%)
DOCUSATE SODIUM;SENNOSIDE A+B	2 (0.6%)	1 (0.3%)	0
SENNA SPP.	1 (0.3%)	1 (0.3%)	1 (0.3%)
MACROGOL 3350;POTASSIUM CHLORIDE;SODIUM BICARBONATE;SODIUM CHLORIDE	1 (0.3%)	0	1 (0.3%)
ALOE VERA	0	0	1 (0.3%)
CYAMOPSIS TETRAGONOLOBA GUM	0	0	1 (0.3%)
DOCUSATE;SENNA ALEXANDRINA	0	1 (0.3%)	0
LINUM USITATISSIMUM SEED OIL	0	1 (0.3%)	0
MAGNESIUM CARBONATE;MAGNESIUM OXIDE	1 (0.3%)	0	0
NALOXEGOL OXALATE	0	0	1 (0.3%)
NALOXONE	0	0	1 (0.3%)
OTHER DRUGS FOR CONSTIPATION	0	1 (0.3%)	0
PARAFFIN	0	1 (0.3%)	0
PLANTAGO SPP.	1 (0.3%)	0	0
SAMBUCUS NIGRA	1 (0.3%)	0	0
SODIUM PHOSPHATE	0	0	1 (0.3%)
SODIUM PHOSPHATE DIBASIC;SODIUM PHOSPHATE MONOBASIC	1 (0.3%)	0	0
SODIUM PICOSULFATE	1 (0.3%)	0	0
DRUGS FOR FUNCTIONAL GASTROINTESTINAL DISORDERS			
Total number of patients with at least one treatment	22 (6.9%)	24 (7.5%)	20 (6.3%)
Total number of treatments	29	44	22
METOCLOPRAMIDE HYDROCHLORIDE	5 (1.6%)	3 (0.9%)	3 (1.0%)
CURCUMA LONGA	3 (0.9%)	4 (1.3%)	2 (0.6%)
SIMETICONE	5 (1.6%)	3 (0.9%)	1 (0.3%)
METOCLOPRAMIDE	1 (0.3%)	3 (0.9%)	4 (1.3%)
DOMPERIDONE	1 (0.3%)	1 (0.3%)	2 (0.6%)
HYOSCINE BUTYLBROMIDE	0	1 (0.3%)	3 (1.0%)
DICYCLOVERINE	2 (0.6%)	0	1 (0.3%)
DIMETICONE	1 (0.3%)	2 (0.6%)	0
MOSAPRIDE CITRATE	3 (0.9%)	0	0
TRIMEBUTINE MALEATE	0	1 (0.3%)	2 (0.6%)
CORYDALIS YANHUSUO TUBER;IPOMOEA NIL SEED	0	2 (0.6%)	0
HYOSCINE	1 (0.3%)	0	1 (0.3%)
TRIMEBUTINE	0	2 (0.6%)	0
ACHILLEA MILLEFOLIUM	0	1 (0.3%)	0
ALUMINIUM HYDROXIDE;HOMATROPINE METHYLBROMIDE	0	1 (0.3%)	0
ATROPINE SULFATE	0	0	1 (0.3%)
CICLONIUM BROMIDE;CODEINE PHOSPHATE;PARACETAMOL	1 (0.3%)	0	0
CINNAMOMUM VERUM	0	1 (0.3%)	0
CINNAMOMUM VERUM BARK	0	1 (0.3%)	0
DEXPANTHENOL	0	0	1 (0.3%)
DROTAVERINE HYDROCHLORIDE	1 (0.3%)	0	0
FENPIVERINIUM BROMIDE;METAMIZOLE SODIUM;PITOFENONE HYDROCHLORIDE	1 (0.3%)	0	0
GLYCOPYRRONIUM BROMIDE	0	1 (0.3%)	0
HYOSCINE BUTYLBROMIDE;METAMIZOLE SODIUM	0	1 (0.3%)	0
ITOPRIDE HYDROCHLORIDE	1 (0.3%)	0	0
MEBEVERINE	0	0	1 (0.3%)
OTHER DRUGS FOR FUNCTIONAL GASTROINTESTINAL DISORDERS	0	1 (0.3%)	0

PHLOROGLUCINOL	0	1 (0.3%)	0
PHLOROGLUCINOL;SIMETICONE	1 (0.3%)	0	0
PINAVERIUM BROMIDE	0	1 (0.3%)	0
SALVIA OFFICINALIS	0	1 (0.3%)	0
TIROPRAMIDE HYDROCHLORIDE	0	1 (0.3%)	0
TROSPIUM CHLORIDE	0	1 (0.3%)	0
DRUGS FOR OBSTRUCTIVE AIRWAY DISEASES			
Total number of patients with at least one treatment	43 (13.6%)	41 (12.9%)	34 (10.8%)
Total number of treatments	94	77	65
SALBUTAMOL	10 (3.2%)	14 (4.4%)	11 (3.5%)
DEXAMETHASONE	7 (2.2%)	4 (1.3%)	5 (1.6%)
SALBUTAMOL SULFATE	7 (2.2%)	2 (0.6%)	6 (1.9%)
FLUTICASONE PROPIONATE	7 (2.2%)	3 (0.9%)	2 (0.6%)
MONTELUKAST SODIUM	5 (1.6%)	3 (0.9%)	2 (0.6%)
FLUTICASONE	2 (0.6%)	3 (0.9%)	4 (1.3%)
FLUTICASONE PROPIONATE;SALMETEROL XINAFOATE	1 (0.3%)	1 (0.3%)	5 (1.6%)
BUDESONIDE;FORMOTEROL FUMARATE	2 (0.6%)	3 (0.9%)	1 (0.3%)
MOMETASONE FUROATE	5 (1.6%)	1 (0.3%)	0
MONTELUKAST	0	3 (0.9%)	3 (1.0%)
IPRATROPIUM BROMIDE	3 (0.9%)	2 (0.6%)	0
BETAMETHASONE	1 (0.3%)	2 (0.6%)	1 (0.3%)
EPINEPHRINE	0	2 (0.6%)	2 (0.6%)
FENOTEROL HYDROBROMIDE;IPRATROPIUM BROMIDE	3 (0.9%)	1 (0.3%)	0
FLUTICASONE FUROATE;VILANTEROL TRIFENATATE	1 (0.3%)	1 (0.3%)	2 (0.6%)
MOMETASONE	1 (0.3%)	1 (0.3%)	2 (0.6%)
THEOPHYLLINE	1 (0.3%)	2 (0.6%)	1 (0.3%)
TIOTROPIUM BROMIDE MONOHYDRATE	1 (0.3%)	2 (0.6%)	1 (0.3%)
TRIAMCINOLONE	1 (0.3%)	2 (0.6%)	1 (0.3%)
TRIAMCINOLONE ACETONIDE	1 (0.3%)	2 (0.6%)	1 (0.3%)
BECLOMETASONE DIPROPIONATE	0	2 (0.6%)	1 (0.3%)
BECLOMETASONE DIPROPIONATE;FORMOTEROL FUMARATE	1 (0.3%)	2 (0.6%)	0
IPRATROPIUM;SALBUTAMOL	1 (0.3%)	0	2 (0.6%)
BECLOMETASONE	0	2 (0.6%)	0
BECLOMETASONE DIPROPIONATE;FORMOTEROL FUMARATE;GLYCOPYRRONIUM BROMIDE	1 (0.3%)	0	1 (0.3%)
BUDESONIDE	1 (0.3%)	0	1 (0.3%)
FLUTICASONE;VILANTEROL	0	0	2 (0.6%)
PROCATEROL HYDROCHLORIDE	1 (0.3%)	0	1 (0.3%)
TERBUTALINE SULFATE	1 (0.3%)	0	1 (0.3%)
AMBROXOL ACEFYLLINATE	1 (0.3%)	0	0
AMINOPHYLLINE	1 (0.3%)	0	0
ARTEMISIA ARGYI	0	1 (0.3%)	0
ARTEMISIA ARGYI LEAF	1 (0.3%)	0	0
BUDESONIDE;FORMOTEROL	0	1 (0.3%)	0
CORDYCEPS SINENSIS	0	1 (0.3%)	0
CROMOGLICATE SODIUM	1 (0.3%)	0	0
DEXAMETHASONE SODIUM PHOSPHATE	1 (0.3%)	0	0
EPHEDRINE SULFATE	0	0	1 (0.3%)
EPINEPHRINE HYDROCHLORIDE	1 (0.3%)	0	0
FENOTEROL HYDROBROMIDE	1 (0.3%)	0	0
FENOTEROL;IPRATROPIUM BROMIDE	1 (0.3%)	0	0
FLUNISOLIDE	0	1 (0.3%)	0
FLUTICASONE FUROATE	0	0	1 (0.3%)
FLUTICASONE PROPIONATE;SALMETEROL	0	0	1 (0.3%)
FLUTICASONE;SALMETEROL	1 (0.3%)	0	0
FORMOTEROL	0	1 (0.3%)	0
GLYCOPYRRONIUM BROMIDE	0	1 (0.3%)	0
GLYCOPYRRONIUM BROMIDE;INDACATEROL	1 (0.3%)	0	0
IPRATROPIUM	0	0	1 (0.3%)
IPRATROPIUM BROMIDE MONOHYDRATE;SALBUTAMOL SULFATE	0	1 (0.3%)	0
IPRATROPIUM BROMIDE;SALBUTAMOL SULFATE	1 (0.3%)	0	0
METHYLEPHEDRINE HYDROCHLORIDE-DL	0	1 (0.3%)	0
MOMETASONE FUROATE MONOHYDRATE	1 (0.3%)	0	0
OLODATEROL;TIOTROPIUM	1 (0.3%)	0	0
ROFLUMILAST	0	1 (0.3%)	0
TERBUTALINE	0	1 (0.3%)	0
TIOTROPIUM BROMIDE	1 (0.3%)	0	0
UMECLIDINIUM	0	0	1 (0.3%)
UMECLIDINIUM BROMIDE;VILANTEROL TRIFENATATE	1 (0.3%)	0	0
DRUGS FOR TREATMENT OF BONE DISEASES			
Total number of patients with at least one treatment	7 (2.2%)	4 (1.3%)	7 (2.2%)
Total number of treatments	7	4	7
ALENDRONATE SODIUM	3 (0.9%)	1 (0.3%)	3 (1.0%)
RISEDRONATE SODIUM	1 (0.3%)	2 (0.6%)	1 (0.3%)
COLLAGEN-HYDROXYAPATIT-COMPLEX	1 (0.3%)	0	1 (0.3%)
DENOSUMAB	0	0	2 (0.6%)
ALENDRONIC ACID	0	1 (0.3%)	0
IBANDRONIC ACID	1 (0.3%)	0	0
ZOLEDRONIC ACID	1 (0.3%)	0	0
DRUGS USED IN DIABETES			
Total number of patients with at least one treatment	315 (99.4%)	319 (100%)	313 (99.4%)

Total number of treatments	892	884	867
METFORMIN	131 (41.3%)	125 (39.2%)	123 (39.0%)
INSULIN GLARGINE	77 (24.3%)	86 (27.0%)	89 (28.3%)
METFORMIN HYDROCHLORIDE	61 (19.2%)	79 (24.8%)	72 (22.9%)
INSULIN ASPART	52 (16.4%)	34 (10.7%)	38 (12.1%)
INSULIN LISPRO	40 (12.6%)	35 (11.0%)	40 (12.7%)
GLICLAZIDE	31 (9.8%)	36 (11.3%)	39 (12.4%)
INSULIN	34 (10.7%)	31 (9.7%)	30 (9.5%)
GLIMEPIRIDE	29 (9.1%)	38 (11.9%)	27 (8.6%)
EMPAGLIFLOZIN	23 (7.3%)	26 (8.2%)	23 (7.3%)
GLIPIZIDE	21 (6.6%)	23 (7.2%)	26 (8.3%)
INSULIN HUMAN	16 (5.0%)	24 (7.5%)	25 (7.9%)
INSULIN DETEMIR	24 (7.6%)	17 (5.3%)	17 (5.4%)
INSULIN HUMAN INJECTION, ISOPHANE	18 (5.7%)	20 (6.3%)	17 (5.4%)
SITAGLIPTIN PHOSPHATE	20 (6.3%)	24 (7.5%)	11 (3.5%)
LINAGLIPTIN	18 (5.7%)	12 (3.8%)	16 (5.1%)
INSULIN DEGLUDEC	17 (5.4%)	11 (3.4%)	13 (4.1%)
METFORMIN HYDROCHLORIDE;SITAGLIPTIN PHOSPHATE MONOHYDRATE	16 (5.0%)	6 (1.9%)	17 (5.4%)
DULAGLUTIDE	14 (4.4%)	9 (2.8%)	14 (4.4%)
ISOPHANE INSULIN	12 (3.8%)	10 (3.1%)	10 (3.2%)
PIOGLITAZONE	10 (3.2%)	10 (3.1%)	12 (3.8%)
INSULIN ASPART;INSULIN ASPART PROTAMINE (CRYSTALLINE)	13 (4.1%)	10 (3.1%)	8 (2.5%)
DAPAGLIFLOZIN PROPANEDIOL MONOHYDRATE	7 (2.2%)	13 (4.1%)	8 (2.5%)
SEMAGLUTIDE	13 (4.1%)	8 (2.5%)	7 (2.2%)
LIRAGLUTIDE	9 (2.8%)	9 (2.8%)	8 (2.5%)
INSULIN GLULISINE	6 (1.9%)	6 (1.9%)	13 (4.1%)
SITAGLIPTIN	7 (2.2%)	12 (3.8%)	4 (1.3%)
EMPAGLIFLOZIN;METFORMIN HYDROCHLORIDE	9 (2.8%)	8 (2.5%)	5 (1.6%)
INSULIN HUMAN;INSULIN HUMAN INJECTION, ISOPHANE	9 (2.8%)	5 (1.6%)	8 (2.5%)
VILDAGLIPTIN	9 (2.8%)	7 (2.2%)	6 (1.9%)
PIOGLITAZONE HYDROCHLORIDE	5 (1.6%)	8 (2.5%)	7 (2.2%)
GLIBENCLAMIDE	5 (1.6%)	7 (2.2%)	7 (2.2%)
METFORMIN HYDROCHLORIDE;VILDAGLIPTIN	6 (1.9%)	8 (2.5%)	5 (1.6%)
DAPAGLIFLOZIN	8 (2.5%)	6 (1.9%)	4 (1.3%)
CANAGLIFLOZIN	6 (1.9%)	5 (1.6%)	6 (1.9%)
ACARBOSE	4 (1.3%)	1 (0.3%)	7 (2.2%)
DAPAGLIFLOZIN PROPANEDIOL MONOHYDRATE;METFORMIN HYDROCHLORIDE	5 (1.6%)	3 (0.9%)	4 (1.3%)
REPAGLINIDE	3 (0.9%)	5 (1.6%)	1 (0.3%)
INSULIN ASPART;INSULIN DEGLUDEC	2 (0.6%)	3 (0.9%)	3 (1.0%)
INSULIN LISPRO;INSULIN LISPRO PROTAMINE SUSPENSION	3 (0.9%)	4 (1.3%)	1 (0.3%)
EXENATIDE	4 (1.3%)	0	2 (0.6%)
GLIMEPIRIDE;METFORMIN HYDROCHLORIDE	3 (0.9%)	2 (0.6%)	1 (0.3%)
INSULIN DEGLUDEC;LIRAGLUTIDE	3 (0.9%)	2 (0.6%)	1 (0.3%)
LINAGLIPTIN;METFORMIN HYDROCHLORIDE	4 (1.3%)	2 (0.6%)	0
METFORMIN;SITAGLIPTIN	1 (0.3%)	1 (0.3%)	3 (1.0%)
SAXAGLIPTIN	1 (0.3%)	1 (0.3%)	3 (1.0%)
ALOGLIPTIN BENZOATE	1 (0.3%)	3 (0.9%)	0
GLIBENCLAMIDE;METFORMIN HYDROCHLORIDE	1 (0.3%)	1 (0.3%)	2 (0.6%)
INSULIN GLARGINE;LIXISENATIDE	0	2 (0.6%)	2 (0.6%)
METFORMIN HYDROCHLORIDE;SITAGLIPTIN PHOSPHATE	1 (0.3%)	2 (0.6%)	1 (0.3%)
ALOGLIPTIN	3 (0.9%)	0	0
DAPAGLIFLOZIN;METFORMIN	1 (0.3%)	2 (0.6%)	0
EMPAGLIFLOZIN;LINAGLIPTIN	0	2 (0.6%)	1 (0.3%)
GEMIGLIPTIN TARTRATE	1 (0.3%)	2 (0.6%)	0
GEMIGLIPTIN TARTRATE;METFORMIN HYDROCHLORIDE	2 (0.6%)	1 (0.3%)	0
GLIBENCLAMIDE;METFORMIN	0	0	3 (1.0%)
GLIQUIDONE	2 (0.6%)	1 (0.3%)	0
ALOGLIPTIN BENZOATE;METFORMIN HYDROCHLORIDE	0	2 (0.6%)	0
ALOGLIPTIN;METFORMIN	0	1 (0.3%)	1 (0.3%)
CANAGLIFLOZIN;METFORMIN HYDROCHLORIDE	0	0	2 (0.6%)
INSULIN ISOPHANE PORCINE;INSULIN PORCINE	1 (0.3%)	0	1 (0.3%)
INSULIN PORCINE	1 (0.3%)	0	1 (0.3%)
LOBEGLITAZONE SULFATE	1 (0.3%)	0	1 (0.3%)
METFORMIN EMBONATE	1 (0.3%)	0	1 (0.3%)
METFORMIN HYDROCHLORIDE;PIOGLITAZONE HYDROCHLORIDE	0	0	2 (0.6%)
METFORMIN HYDROCHLORIDE;SAXAGLIPTIN	0	1 (0.3%)	1 (0.3%)
METFORMIN HYDROCHLORIDE;SAXAGLIPTIN HYDROCHLORIDE	0	2 (0.6%)	0
METFORMIN HYDROCHLORIDE;TENELIGLIPTIN HYDROBROMIDE	1 (0.3%)	1 (0.3%)	0
METFORMIN;VILDAGLIPTIN	0	1 (0.3%)	1 (0.3%)
VACCINIUM MYRTILLUS	1 (0.3%)	0	1 (0.3%)
ALOGLIPTIN BENZOATE;PIOGLITAZONE HYDROCHLORIDE	0	1 (0.3%)	0
ANAGLIPTIN	1 (0.3%)	0	0
CHROMIUM;GYMNEMA SYLVESTRE;VANADYL SULFATE	0	0	1 (0.3%)
CINNAMOMUM VERUM	0	1 (0.3%)	0
CYAMOPSIS TETRAGONOLOBA GUM	0	0	1 (0.3%)
DAPAGLIFLOZIN PROPANEDIOL MONOHYDRATE;SAXAGLIPTIN HYDROCHLORIDE	0	1 (0.3%)	0
ERTUGLIFLOZIN PIDOLATE;METFORMIN HYDROCHLORIDE	0	0	1 (0.3%)
EVOGLIPTIN	1 (0.3%)	0	0
EVOGLIPTIN TARTRATE	0	1 (0.3%)	0
GLIBENCLAMIDE;PHENFORMIN HYDROCHLORIDE	0	1 (0.3%)	0
GLICLAZIDE;METFORMIN	0	1 (0.3%)	0
GYMNEMA SYLVESTRE	1 (0.3%)	0	0
INSULIN ASPART;INSULIN ASPART PROTAMINE	0	1 (0.3%)	0

INSULIN BOVINE;INSULIN PORCINE	0	1 (0.3%)	0
LINAGLIPTIN;METFORMIN	1 (0.3%)	0	0
LUSEOGLIFLOZIN	0	1 (0.3%)	0
MOMORDICA CHARANTIA	0	1 (0.3%)	0
NATEGLINIDE	0	1 (0.3%)	0
RIBOFLAVIN;RUTOSIDE;THIOCTIC ACID;VITAMIN B1 NOS	0	1 (0.3%)	0
SULFONYLUREAS	0	0	1 (0.3%)
TENELIGLIPTIN HYDROBROMIDE	0	1 (0.3%)	0
TRIGONELLA FOENUM-GRAECUM	1 (0.3%)	0	0
VOGLIBOSE	0	0	1 (0.3%)
ECTOPARASITICIDES, INCL. SCABICIDES, INSECTICIDES AND REPELLENTS			
Total number of patients with at least one treatment	3 (0.9%)	2 (0.6%)	1 (0.3%)
Total number of treatments	3	7	1
DIMETICONE	1 (0.3%)	2 (0.6%)	0
CROTAMITON	1 (0.3%)	0	1 (0.3%)
PERMETHRIN	1 (0.3%)	0	0
EMOLLIENTS AND PROTECTIVES			
Total number of patients with at least one treatment	28 (8.8%)	18 (5.6%)	19 (6.0%)
Total number of treatments	35	23	22
THIOCTIC ACID	16 (5.0%)	6 (1.9%)	8 (2.5%)
VITAMIN E NOS	2 (0.6%)	1 (0.3%)	1 (0.3%)
ZINC	2 (0.6%)	1 (0.3%)	1 (0.3%)
AMMONIUM LACTATE	1 (0.3%)	2 (0.6%)	0
DIMETICONE	1 (0.3%)	2 (0.6%)	0
EMULSIFYING WAX;PARAFFIN, LIQUID;WHITE SOFT PARAFFIN	0	0	2 (0.6%)
HEPARINOID	0	1 (0.3%)	1 (0.3%)
MUCOPOLYSACCHARIDE POLYSULFURIC ACID ESTER	1 (0.3%)	0	1 (0.3%)
ALOE VERA	0	0	1 (0.3%)
BENZALKONIUM CHLORIDE;CHLORHEXIDINE HYDROCHLORIDE;ISOPROPYL MYRISTATE;PARAFFIN, LIQUID	0	0	1 (0.3%)
CAMPHOR;EUCALYPTUS GLOBULUS OIL;MENTHOL;METHYL SALICYLATE	1 (0.3%)	0	0
LINUM USITATISSIMUM SEED OIL	0	1 (0.3%)	0
METHYL SALICYLATE	0	0	1 (0.3%)
MINERAL WAX;PARAFFIN, LIQUID;PETROLATUM;WOOL ALCOHOLS	1 (0.3%)	0	0
PARAFFIN	0	1 (0.3%)	0
PARAFFIN, LIQUID;WOOL ALCOHOLS	0	1 (0.3%)	0
POLIDOCANOL;UREA	0	0	1 (0.3%)
POLYETHYLENE	0	0	1 (0.3%)
PROTECTIVES AGAINST UV-RADIATION FOR SYSTEMIC USE	1 (0.3%)	0	0
SALICYLIC ACID	1 (0.3%)	0	0
SALICYLIC ACID;UREA	0	0	1 (0.3%)
TOCOPHEROL	0	1 (0.3%)	0
TRIGONELLA FOENUM-GRAECUM	1 (0.3%)	0	0
UREA	0	1 (0.3%)	0
VITIS VINIFERA	0	0	1 (0.3%)
WHITE SOFT PARAFFIN	0	0	1 (0.3%)
ENDOCRINE THERAPY			
Total number of patients with at least one treatment	2 (0.6%)	0	5 (1.6%)
Total number of treatments	2	0	6
ESTRADIOL	1 (0.3%)	0	3 (1.0%)
MEDROXYPROGESTERONE ACETATE	0	0	2 (0.6%)
TRIPTORELIN EMBONATE	1 (0.3%)	0	0
GENERAL NUTRIENTS			
Total number of patients with at least one treatment	14 (4.4%)	19 (6.0%)	22 (7.0%)
Total number of treatments	22	35	34
GLUCOSE	6 (1.9%)	7 (2.2%)	9 (2.9%)
FISH OIL	3 (0.9%)	3 (0.9%)	10 (3.2%)
MINERALS NOS;VITAMINS NOS	5 (1.6%)	9 (2.8%)	2 (0.6%)
(RS)-3 METHYL-2-OXOVALERIANIC ACID CALCIUM;(RS)-3-METHYL-2-OXOBUTYRIC ACID CALCIUM;CALCIUM (RS)-4-METHYL-2-OXOVALERIANAT;CALCIUM 2-OXO-3-PHENYLPROPIONAT;DESMENINOL CALCIUM;HISTIDINE;LYSINE ACETATE;THREONINE;TRYPTOPHAN, L-;TYROSINE	1 (0.3%)	1 (0.3%)	0
AMYLASE;ASCORBIC ACID;BETACAROTENE;CELLULASE;CYANOCOBALAMIN;DL-ALPHA TOCOPHEROL SUCCINATE;FOLIC ACID;GLUCOAMYLASE;HEMICELLULASE;HERBAL NOS;INVERTASE;LACTOBACILLUS ACIDOPHILUS;LIPASE;MALTASE;PECTINASE;PHYTASE;PROTEASE NOS;PYRIDOXINE HYDROCHLORIDE;SELENIUM	0	1 (0.3%)	0
ARGININE	0	0	1 (0.3%)
HERBAL NOS;MINERALS NOS;VITAMINS NOS	0	0	1 (0.3%)
LINUM USITATISSIMUM SEED OIL	0	1 (0.3%)	0
POTASSIUM ASPARTATE	0	0	1 (0.3%)
SUCROSE	1 (0.3%)	0	0
TRIGLYCERIDES	1 (0.3%)	0	0
GYNECOLOGICAL ANTIINFECTIVES AND ANTISEPTICS			
Total number of patients with at least one treatment	45 (14.2%)	42 (13.2%)	42 (13.3%)
Total number of treatments	69	50	60
CIPROFLOXACIN	12 (3.8%)	10 (3.1%)	12 (3.8%)
CLINDAMYCIN	13 (4.1%)	8 (2.5%)	10 (3.2%)
ASCORBIC ACID	5 (1.6%)	14 (4.4%)	8 (2.5%)
METRONIDAZOLE	5 (1.6%)	4 (1.3%)	9 (2.9%)
POTASSIUM	5 (1.6%)	4 (1.3%)	4 (1.3%)
CLOTRIMAZOLE	2 (0.6%)	5 (1.6%)	1 (0.3%)

ANTIBIOTICS	3 (0.9%)	1 (0.3%)	2 (0.6%)
NYSTATIN	4 (1.3%)	0	2 (0.6%)
CHLORHEXIDINE	1 (0.3%)	0	2 (0.6%)
LACTOBACILLUS RHAMNOSUS	2 (0.6%)	1 (0.3%)	0
CLINDAMYCIN HYDROCHLORIDE	1 (0.3%)	0	1 (0.3%)
CLINDAMYCIN PHOSPHATE	1 (0.3%)	0	1 (0.3%)
KETOCONAZOLE	2 (0.6%)	0	0
OCTENIDINE HYDROCHLORIDE;PHENOXYETHANOL	2 (0.6%)	0	0
POVIDONE-IODINE	1 (0.3%)	0	1 (0.3%)
MICONAZOLE	0	1 (0.3%)	0
MICONAZOLE NITRATE	0	0	1 (0.3%)
OXICONAZOLE NITRATE	1 (0.3%)	0	0
HOMEOPATHIC PREPARATION			
Total number of patients with at least one treatment	56 (17.7%)	49 (15.4%)	49 (15.6%)
Total number of treatments	90	67	96
POTASSIUM CHLORIDE	15 (4.7%)	13 (4.1%)	14 (4.4%)
SODIUM CHLORIDE	14 (4.4%)	6 (1.9%)	14 (4.4%)
ASCORBIC ACID	5 (1.6%)	14 (4.4%)	8 (2.5%)
IRON	12 (3.8%)	5 (1.6%)	5 (1.6%)
CALCIUM CARBONATE	5 (1.6%)	2 (0.6%)	6 (1.9%)
POTASSIUM	5 (1.6%)	4 (1.3%)	4 (1.3%)
UBIDECARENONE	4 (1.3%)	4 (1.3%)	4 (1.3%)
CYANOCOBALAMIN	2 (0.6%)	4 (1.3%)	2 (0.6%)
CORTISONE	1 (0.3%)	1 (0.3%)	2 (0.6%)
EPINEPHRINE	0	2 (0.6%)	2 (0.6%)
SILYBUM MARIANUM	2 (0.6%)	1 (0.3%)	1 (0.3%)
ZINC	2 (0.6%)	1 (0.3%)	1 (0.3%)
RIBOFLAVIN	1 (0.3%)	0	1 (0.3%)
VACCINIUM MYRTILLUS	1 (0.3%)	0	1 (0.3%)
VACCINIUM MYRTILLUS EXTRACT	1 (0.3%)	0	1 (0.3%)
ALOE SPP.	0	0	1 (0.3%)
ARNICA MONTANA	0	1 (0.3%)	0
ATROPA BELLADONNA;CALCIUM CARBONATE;LYCOPODIUM CLAVATUM;MATRICARIA RECUTITA;PULSATILLA SPP.;SULFUR	0	0	1 (0.3%)
CALCIUM CARBONATE;CINCHONA OFFICINALIS;COPPER;LYCOPODIUM SPP.;MAGNESIUM PHOSPHATE;MATRICARIA RECUTITA;POTASSIUM HYDROXIDE;SILICON;SULFUR;TOXICODENDRON PUBESCENS	0	0	1 (0.3%)
CHARCOAL, ACTIVATED	0	1 (0.3%)	0
FERRIC HYDROXIDE	0	1 (0.3%)	0
GINKGO BILOBA	0	0	1 (0.3%)
HOMEOPATHICS NOS	1 (0.3%)	0	0
PHOSPHORUS	0	1 (0.3%)	0
RUBUS FRUTICOSUS	1 (0.3%)	0	0
SAMBUCUS NIGRA	1 (0.3%)	0	0
SODIUM PHOSPHATE	0	0	1 (0.3%)
UREA	0	1 (0.3%)	0
VITIS VINIFERA	0	0	1 (0.3%)
IMMUNE SERA AND IMMUNOGLOBULINS			
Total number of patients with at least one treatment	1 (0.3%)	2 (0.6%)	0
Total number of treatments	1	2	0
IMMUNOGLOBULIN ANTIHEPATITIS B	0	1 (0.3%)	0
IMMUNOGLOBULIN G HUMAN	0	1 (0.3%)	0
IMMUNOGLOBULIN HUMAN NORMAL	1 (0.3%)	0	0
IMMUNOSTIMULANTS			
Total number of patients with at least one treatment	3 (0.9%)	0	2 (0.6%)
Total number of treatments	3	0	2
ANDROGRAPHIS PANICULATA LEAF;BETA GLUCAN;GENTIANA SPP. ROOT;GLYCYRRHIZA GLABRA ROOT;SAMBUCUS NIGRA FLOWER;VERBASCUM SPP. FLOWER;VERBENA OFFICINALIS HERB	1 (0.3%)	0	0
ECHINACEA PURPUREA	1 (0.3%)	0	0
LUMINOL SODIUM	1 (0.3%)	0	0
MEGLUMINE ACRIDONACETATE	0	0	1 (0.3%)
SITOSTEROL	0	0	1 (0.3%)
IMMUNOSUPPRESSANTS			
Total number of patients with at least one treatment	5 (1.6%)	7 (2.2%)	6 (1.9%)
Total number of treatments	12	8	10
HYDROXYCHLOROQUINE	1 (0.3%)	1 (0.3%)	0
METHOTREXATE	0	2 (0.6%)	0
METHOTREXATE SODIUM	1 (0.3%)	0	1 (0.3%)
MYCOPHENOLATE MOFETIL	1 (0.3%)	0	1 (0.3%)
TACROLIMUS	1 (0.3%)	1 (0.3%)	0
TOCILIZUMAB	1 (0.3%)	0	1 (0.3%)
ADALIMUMAB	0	1 (0.3%)	0
APREMILAST	0	0	1 (0.3%)
AZATHIOPRINE	0	1 (0.3%)	0
BARICITINIB	0	0	1 (0.3%)
CLADRIBINE	0	1 (0.3%)	0
ECULIZUMAB	1 (0.3%)	0	0
ETANERCEPT	1 (0.3%)	0	0
HYDROXYCHLOROQUINE SULFATE	0	0	1 (0.3%)
MYCOPHENOLATE SODIUM	0	0	1 (0.3%)

SARILUMAB	1 (0.3%)	0	0
SIROLIMUS	0	0	1 (0.3%)
TACROLIMUS MONOHYDRATE	0	0	1 (0.3%)
UPADACITINIB	0	0	1 (0.3%)
LIPID MODIFYING AGENTS			
Total number of patients with at least one treatment	223 (70.3%)	213 (66.8%)	200 (63.5%)
Total number of treatments	280	270	257
ATORVASTATIN	77 (24.3%)	75 (23.5%)	69 (21.9%)
SIMVASTATIN	38 (12.0%)	43 (13.5%)	39 (12.4%)
ATORVASTATIN CALCIUM	32 (10.1%)	36 (11.3%)	38 (12.1%)
ROSUVASTATIN	31 (9.8%)	23 (7.2%)	27 (8.6%)
ROSUVASTATIN CALCIUM	32 (10.1%)	26 (8.2%)	18 (5.7%)
FENOFIBRATE	12 (3.8%)	10 (3.1%)	12 (3.8%)
EZETIMIBE	8 (2.5%)	10 (3.1%)	6 (1.9%)
FISH OIL	3 (0.9%)	3 (0.9%)	10 (3.2%)
PRAVASTATIN	7 (2.2%)	5 (1.6%)	4 (1.3%)
DOCOSAHEXAENOIC ACID;EICOSAPENTAENOIC ACID	5 (1.6%)	0	5 (1.6%)
PRAVASTATIN SODIUM	2 (0.6%)	3 (0.9%)	2 (0.6%)
LOVASTATIN	2 (0.6%)	3 (0.9%)	1 (0.3%)
PITAVASTATIN CALCIUM	3 (0.9%)	2 (0.6%)	1 (0.3%)
EICOSAPENTAENOIC ACID ETHYL ESTER	2 (0.6%)	2 (0.6%)	1 (0.3%)
EZETIMIBE;ROSUVASTATIN CALCIUM	1 (0.3%)	3 (0.9%)	0
GEMFIBROZIL	1 (0.3%)	2 (0.6%)	1 (0.3%)
NICOTINIC ACID	2 (0.6%)	0	2 (0.6%)
PITAVASTATIN	2 (0.6%)	0	2 (0.6%)
AMLODIPINE BESILATE;ATORVASTATIN CALCIUM	2 (0.6%)	1 (0.3%)	0
KRILL OIL	0	2 (0.6%)	1 (0.3%)
CIPROFIBRATE	0	2 (0.6%)	0
DOCOSAHEXAENOIC ACID;EICOSAPENTAENOIC ACID;FISH OIL	1 (0.3%)	1 (0.3%)	0
EVOLOCUMAB	0	1 (0.3%)	1 (0.3%)
EZETIMIBE;SIMVASTATIN	0	1 (0.3%)	1 (0.3%)
FISH OIL;OMEGA-3 FATTY ACIDS	1 (0.3%)	1 (0.3%)	0
ALLIUM SATIVUM	0	0	1 (0.3%)
ALLIUM SATIVUM EXTRACT	0	1 (0.3%)	0
AMLODIPINE BESILATE;ATORVASTATIN CALCIUM TRIHYDRATE;PERINDOPRIL ARGININE	1 (0.3%)	0	0
AMLODIPINE BESILATE;ATORVASTATIN CALCIUM;PERINDOPRIL ARGININE	1 (0.3%)	0	0
ATORVASTATIN CALCIUM TRIHYDRATE	0	1 (0.3%)	0
ATORVASTATIN CALCIUM TRIHYDRATE;EZETIMIBE	0	1 (0.3%)	0
ATORVASTATIN CALCIUM;EZETIMIBE	0	0	1 (0.3%)
BERBERINE	1 (0.3%)	0	0
CHOLINE FENOFIBRATE	1 (0.3%)	0	0
COLECALCIFEROL;OMEGA 9 FATTY ACIDS;OMEGA-3 FATTY ACIDS;OMEGA-6 FATTY ACIDS;OMEGA-7 FATTY ACIDS NOS	0	1 (0.3%)	0
COLESEVELAM HYDROCHLORIDE	0	0	1 (0.3%)
CYAMOPSIS TETRAGONOLOBA GUM	0	0	1 (0.3%)
EZETIMIBE;ROSUVASTATIN ZINC	0	1 (0.3%)	0
FENOFIBRATE;PRAVASTATIN SODIUM	1 (0.3%)	0	0
FENOFIBRATE;SIMVASTATIN	1 (0.3%)	0	0
FENOFIBRIC ACID	0	0	1 (0.3%)
FISH OIL;VITAMIN E NOS	1 (0.3%)	0	0
FLUVASTATIN	1 (0.3%)	0	0
LINUM USITATISSIMUM SEED OIL	0	1 (0.3%)	0
OLMESARTAN MEDOXOMIL;ROSUVASTATIN CALCIUM	0	0	1 (0.3%)
OMEGA 9 FATTY ACIDS;OMEGA-3 FATTY ACIDS;OMEGA-6 FATTY ACIDS	0	0	1 (0.3%)
ROSUVASTATIN CALCIUM;TELMISARTAN	1 (0.3%)	0	0
SITOSTEROL	0	0	1 (0.3%)
TRIGLYCERIDES	1 (0.3%)	0	0
MEDICATED DRESSINGS			
Total number of patients with at least one treatment	19 (6.0%)	8 (2.5%)	18 (5.7%)
Total number of treatments	33	8	37
SODIUM CHLORIDE	14 (4.4%)	6 (1.9%)	14 (4.4%)
ZINC	2 (0.6%)	1 (0.3%)	1 (0.3%)
CHLORHEXIDINE	1 (0.3%)	0	2 (0.6%)
POVIDONE-IODINE	1 (0.3%)	0	1 (0.3%)
FUSIDATE SODIUM	1 (0.3%)	0	0
FUSIDIC ACID	1 (0.3%)	0	0
PARAFFIN	0	1 (0.3%)	0
POLYURETHANE	0	0	1 (0.3%)
MINERAL SUPPLEMENTS			
Total number of patients with at least one treatment	61 (19.2%)	44 (13.8%)	47 (14.9%)
Total number of treatments	97	63	101
POTASSIUM CHLORIDE	15 (4.7%)	13 (4.1%)	14 (4.4%)
SODIUM CHLORIDE	14 (4.4%)	6 (1.9%)	14 (4.4%)
MINERALS NOS;VITAMINS NOS	5 (1.6%)	9 (2.8%)	2 (0.6%)
CALCIUM	9 (2.8%)	4 (1.3%)	2 (0.6%)
CALCIUM CARBONATE	5 (1.6%)	2 (0.6%)	6 (1.9%)
POTASSIUM	5 (1.6%)	4 (1.3%)	4 (1.3%)
MAGNESIUM OXIDE	5 (1.6%)	4 (1.3%)	3 (1.0%)
MAGNESIUM	4 (1.3%)	4 (1.3%)	1 (0.3%)
CALCIUM CARBONATE;COLECALCIFEROL	3 (0.9%)	1 (0.3%)	4 (1.3%)

CALCIUM;COLECALCIFEROL	2 (0.6%)	0	4 (1.3%)
MAGNESIUM HYDROXIDE	2 (0.6%)	2 (0.6%)	2 (0.6%)
MAGNESIUM SULFATE	1 (0.3%)	2 (0.6%)	3 (1.0%)
CALCIUM ACETATE	3 (0.9%)	2 (0.6%)	0
CALCIUM GLUCONATE	1 (0.3%)	0	4 (1.3%)
ZINC	2 (0.6%)	1 (0.3%)	1 (0.3%)
CALCIUM;VITAMIN D NOS	0	1 (0.3%)	1 (0.3%)
MAGNESIUM ASPARTATE DIHYDRATE	2 (0.6%)	0	0
MAGNESIUM;PYRIDOXINE HYDROCHLORIDE	0	2 (0.6%)	0
CALCIUM CARBONATE;VITAMIN D NOS	0	0	1 (0.3%)
CALCIUM CHLORIDE	0	0	1 (0.3%)
CALCIUM CITRATE	0	0	1 (0.3%)
CALCIUM CITRATE;COLECALCIFEROL	0	0	1 (0.3%)
CALCIUM PHOSPHATE;COLECALCIFEROL	0	1 (0.3%)	0
CALCIUM;MENAQUINONE;VITAMIN D NOS	0	1 (0.3%)	0
CHROMIUM	1 (0.3%)	0	0
CHROMIUM PICOLINATE	0	1 (0.3%)	0
CYANOCOBALAMIN;MAGNESIUM;PYRIDOXINE;RIBOFLAVIN;THIAMINE	0	0	1 (0.3%)
MAGNESIUM ASPARTATE	1 (0.3%)	0	0
MAGNESIUM CARBONATE;MAGNESIUM OXIDE	1 (0.3%)	0	0
MAGNESIUM HYDROGEN ASPARTATE	0	0	1 (0.3%)
MAGNESIUM LACTATE;PYRIDOXINE HYDROCHLORIDE	0	0	1 (0.3%)
MAGNESIUM MALATE	0	1 (0.3%)	0
MAGNESIUM;POTASSIUM	0	0	1 (0.3%)
POTASSIUM ASPARTATE	0	0	1 (0.3%)
SODIUM PHOSPHATE	0	0	1 (0.3%)
SODIUM PHOSPHATE DIBASIC;SODIUM PHOSPHATE MONOBASIC	1 (0.3%)	0	0
MUSCLE RELAXANTS			
Total number of patients with at least one treatment	26 (8.2%)	19 (6.0%)	21 (6.7%)
Total number of treatments	37	23	25
DIAZEPAM	1 (0.3%)	5 (1.6%)	5 (1.6%)
BACLOFEN	3 (0.9%)	2 (0.6%)	4 (1.3%)
CYCLOBENZAPRINE	4 (1.3%)	3 (0.9%)	1 (0.3%)
THIOCOLCHICOSIDE	4 (1.3%)	0	2 (0.6%)
CAFFEINE;CARISOPRODOL;DICLOFENAC SODIUM;PARACETAMOL	1 (0.3%)	1 (0.3%)	2 (0.6%)
CHLORZOXAZONE	3 (0.9%)	0	1 (0.3%)
METHOCARBAMOL	1 (0.3%)	2 (0.6%)	1 (0.3%)
CYCLOBENZAPRINE HYDROCHLORIDE	1 (0.3%)	1 (0.3%)	1 (0.3%)
EPERISONE	2 (0.6%)	1 (0.3%)	0
TIZANIDINE	2 (0.6%)	0	1 (0.3%)
TIZANIDINE HYDROCHLORIDE	0	2 (0.6%)	1 (0.3%)
EPERISONE HYDROCHLORIDE	2 (0.6%)	0	0
FENYRAMIDOL HYDROCHLORIDE	1 (0.3%)	1 (0.3%)	0
LIDOCAINE HYDROCHLORIDE;TOLPERISONE HYDROCHLORIDE	2 (0.6%)	0	0
ORPHENADRINE CITRATE;PARACETAMOL	0	1 (0.3%)	1 (0.3%)
AFLOQUALONE	0	1 (0.3%)	0
BOTULINUM TOXIN TYPE A	1 (0.3%)	0	0
CAFFEINE;METAMIZOLE SODIUM;ORPHENADRINE CITRATE	1 (0.3%)	0	0
CARISOPRODOL	0	1 (0.3%)	0
CHLORZOXAZONE;PARACETAMOL	1 (0.3%)	0	0
CISATRACURIUM BESILATE	0	0	1 (0.3%)
DEXKETOPROFEN TROMETAMOL;THIOCOLCHICOSIDE	1 (0.3%)	0	0
DICLOFENAC SODIUM;PRIDINOL MESILATE	0	1 (0.3%)	0
MUSCLE RELAXANTS	1 (0.3%)	0	0
ORPHENADRINE CITRATE	1 (0.3%)	0	0
ORPHENADRINE;PARACETAMOL	0	0	1 (0.3%)
PRIDINOL	0	0	1 (0.3%)
SUXAMETHONIUM	0	0	1 (0.3%)
TOLPERISONE HYDROCHLORIDE	0	0	1 (0.3%)
N/A			
Total number of patients with at least one treatment	1 (0.3%)	2 (0.6%)	3 (1.0%)
Total number of treatments	1	2	3
DIOSMECTITE	1 (0.3%)	1 (0.3%)	0
ALLIUM SATIVUM	0	0	1 (0.3%)
ARGININE	0	0	1 (0.3%)
OMEGA 9 FATTY ACIDS;OMEGA-3 FATTY ACIDS;OMEGA-6 FATTY ACIDS	0	0	1 (0.3%)
SALVIA OFFICINALIS	0	1 (0.3%)	0
NASAL PREPARATIONS			
Total number of patients with at least one treatment	66 (20.8%)	47 (14.7%)	55 (17.5%)
Total number of treatments	114	71	97
SODIUM CHLORIDE	14 (4.4%)	6 (1.9%)	14 (4.4%)
SODIUM BICARBONATE	7 (2.2%)	4 (1.3%)	7 (2.2%)
ACETYLCYSTEINE	3 (0.9%)	8 (2.5%)	6 (1.9%)
DEXAMETHASONE	7 (2.2%)	4 (1.3%)	5 (1.6%)
PREDNISOLONE	8 (2.5%)	4 (1.3%)	2 (0.6%)
MUPIROCIN	5 (1.6%)	2 (0.6%)	6 (1.9%)
FLUTICASONE PROPIONATE	7 (2.2%)	3 (0.9%)	2 (0.6%)
FLUTICASONE	2 (0.6%)	3 (0.9%)	4 (1.3%)
MOMETASONE FUROATE	5 (1.6%)	1 (0.3%)	0
IPRATROPIUM BROMIDE	3 (0.9%)	2 (0.6%)	0

RETINOL	2 (0.6%)	1 (0.3%)	2 (0.6%)
AZELASTINE HYDROCHLORIDE	2 (0.6%)	1 (0.3%)	1 (0.3%)
BETAMETHASONE	1 (0.3%)	2 (0.6%)	1 (0.3%)
EPINEPHRINE	0	2 (0.6%)	2 (0.6%)
IBUPROFEN;PSEUDOEPHEDRINE HYDROCHLORIDE	2 (0.6%)	2 (0.6%)	0
MOMETASONE	1 (0.3%)	1 (0.3%)	2 (0.6%)
OXYMETAZOLINE HYDROCHLORIDE	2 (0.6%)	1 (0.3%)	1 (0.3%)
PSEUDOEPHEDRINE	0	3 (0.9%)	1 (0.3%)
TRIAMCINOLONE	1 (0.3%)	2 (0.6%)	1 (0.3%)
TRIAMCINOLONE ACETONIDE	1 (0.3%)	2 (0.6%)	1 (0.3%)
XYLOMETAZOLINE HYDROCHLORIDE	1 (0.3%)	2 (0.6%)	1 (0.3%)
ZINC	2 (0.6%)	1 (0.3%)	1 (0.3%)
BECLOMETASONE DIPROPIONATE	0	2 (0.6%)	1 (0.3%)
PSEUDOEPHEDRINE HYDROCHLORIDE	2 (0.6%)	0	1 (0.3%)
BECLOMETASONE	0	2 (0.6%)	0
BUDESONIDE	1 (0.3%)	0	1 (0.3%)
CALCIUM CHLORIDE;POTASSIUM CHLORIDE;SODIUM CHLORIDE	0	2 (0.6%)	0
PHENYLEPHRINE	1 (0.3%)	0	1 (0.3%)
PSEUDOEPHEDRINE HYDROCHLORIDE;TRIPROLIDINE HYDROCHLORIDE	1 (0.3%)	0	1 (0.3%)
AZELASTINE	1 (0.3%)	0	0
AZELASTINE HYDROCHLORIDE;FLUTICASONE PROPIONATE	1 (0.3%)	0	0
BENZALKONIUM CHLORIDE;SODIUM CHLORIDE	0	1 (0.3%)	0
CETIRIZINE HYDROCHLORIDE;PSEUDOEPHEDRINE HYDROCHLORIDE	1 (0.3%)	0	0
CROMOGLICATE SODIUM	1 (0.3%)	0	0
DEXAMETHASONE SODIUM PHOSPHATE	1 (0.3%)	0	0
DEXPANTHENOL	0	0	1 (0.3%)
DIMETINDENE MALEATE;PHENYLEPHRINE	0	0	1 (0.3%)
EPHEDRINE SULFATE	0	0	1 (0.3%)
EPINEPHRINE HYDROCHLORIDE	1 (0.3%)	0	0
FLUNISOLIDE	0	1 (0.3%)	0
FLUTICASONE FUROATE	0	0	1 (0.3%)
HYALURONATE SODIUM	0	0	1 (0.3%)
IPRATROPIUM	0	0	1 (0.3%)
LORATADINE;PSEUDOEPHEDRINE SULFATE	0	0	1 (0.3%)
MOMETASONE FUROATE MONOHYDRATE	1 (0.3%)	0	0
OLOPATADINE HYDROCHLORIDE	1 (0.3%)	0	0
OXYMETAZOLINE	0	0	1 (0.3%)
OPHTHALMOLOGICAL AND OTOLOGICAL PREPARATIONS			
Total number of patients with at least one treatment	39 (12.3%)	29 (9.1%)	40 (12.7%)
Total number of treatments	54	36	47
CIPROFLOXACIN	12 (3.8%)	10 (3.1%)	12 (3.8%)
LEVOFLOXACIN	6 (1.9%)	4 (1.3%)	14 (4.4%)
DEXAMETHASONE	7 (2.2%)	4 (1.3%)	5 (1.6%)
PREDNISOLONE	8 (2.5%)	4 (1.3%)	2 (0.6%)
STEROIDS	0	4 (1.3%)	1 (0.3%)
BETAMETHASONE	1 (0.3%)	2 (0.6%)	1 (0.3%)
CIPROFLOXACIN HYDROCHLORIDE	1 (0.3%)	1 (0.3%)	2 (0.6%)
GENTAMICIN	3 (0.9%)	0	1 (0.3%)
OFLOXACIN	1 (0.3%)	1 (0.3%)	2 (0.6%)
CHLORHEXIDINE	1 (0.3%)	0	2 (0.6%)
NEOMYCIN	1 (0.3%)	1 (0.3%)	0
BETAMETHASONE DIPROPIONATE;GENTAMICIN SULFATE	1 (0.3%)	0	0
DEXAMETHASONE SODIUM PHOSPHATE	1 (0.3%)	0	0
DEXAMETHASONE;NEOMYCIN SULFATE	0	1 (0.3%)	0
HYDROCORTISONE;NEOMYCIN;POLYMYXIN B	0	1 (0.3%)	0
LEVOFLOXACIN HEMIHYDRATE	0	0	1 (0.3%)
NEOMYCIN SULFATE	0	0	1 (0.3%)
NORFLOXACIN	0	0	1 (0.3%)
PREDNISOLONE ACETATE	1 (0.3%)	0	0
TETRACYCLINE HYDROCHLORIDE	0	1 (0.3%)	0
OPHTHALMOLOGICALS			
Total number of patients with at least one treatment	137 (43.2%)	123 (38.6%)	142 (45.1%)
Total number of treatments	339	272	318
POTASSIUM CHLORIDE	15 (4.7%)	13 (4.1%)	14 (4.4%)
CIPROFLOXACIN	12 (3.8%)	10 (3.1%)	12 (3.8%)
PREDNISONE	10 (3.2%)	11 (3.4%)	13 (4.1%)
SODIUM CHLORIDE	14 (4.4%)	6 (1.9%)	14 (4.4%)
AZITHROMYCIN	8 (2.5%)	11 (3.4%)	13 (4.1%)
ASCORBIC ACID	5 (1.6%)	14 (4.4%)	8 (2.5%)
DICLOFENAC	13 (4.1%)	4 (1.3%)	7 (2.2%)
LEVOFLOXACIN	6 (1.9%)	4 (1.3%)	14 (4.4%)
LIDOCAINE	8 (2.5%)	7 (2.2%)	8 (2.5%)
MELOXICAM	5 (1.6%)	6 (1.9%)	12 (3.8%)
NAPROXEN	12 (3.8%)	7 (2.2%)	4 (1.3%)
VANCOMYCIN	10 (3.2%)	3 (0.9%)	10 (3.2%)
DICLOFENAC SODIUM	11 (3.5%)	4 (1.3%)	7 (2.2%)
HEPARIN	7 (2.2%)	7 (2.2%)	6 (1.9%)
ACETYLCYSTEINE	3 (0.9%)	8 (2.5%)	6 (1.9%)
CETIRIZINE HYDROCHLORIDE	6 (1.9%)	3 (0.9%)	7 (2.2%)
DEXAMETHASONE	7 (2.2%)	4 (1.3%)	5 (1.6%)
MINERALS NOS;VITAMINS NOS	5 (1.6%)	9 (2.8%)	2 (0.6%)

PREDNISOLONE	8 (2.5%)	4 (1.3%)	2 (0.6%)
POTASSIUM	5 (1.6%)	4 (1.3%)	4 (1.3%)
ACICLOVIR	5 (1.6%)	6 (1.9%)	1 (0.3%)
METHYLPREDNISOLONE	2 (0.6%)	7 (2.2%)	3 (1.0%)
UBIDECARENONE	4 (1.3%)	4 (1.3%)	4 (1.3%)
CEFUROXIME	6 (1.9%)	2 (0.6%)	3 (1.0%)
CETIRIZINE	6 (1.9%)	3 (0.9%)	2 (0.6%)
CLONIDINE	3 (0.9%)	1 (0.3%)	7 (2.2%)
NAPROXEN SODIUM	3 (0.9%)	1 (0.3%)	6 (1.9%)
BETAXOLOL HYDROCHLORIDE	4 (1.3%)	3 (0.9%)	1 (0.3%)
CLOTRIMAZOLE	2 (0.6%)	5 (1.6%)	1 (0.3%)
CYANOCOBALAMIN	2 (0.6%)	4 (1.3%)	2 (0.6%)
HYDROCORTISONE	4 (1.3%)	2 (0.6%)	2 (0.6%)
MACROGOL	2 (0.6%)	2 (0.6%)	4 (1.3%)
ANTIBIOTICS	3 (0.9%)	1 (0.3%)	2 (0.6%)
RETINOL	2 (0.6%)	1 (0.3%)	2 (0.6%)
STEROIDS	0	4 (1.3%)	1 (0.3%)
ALTEPLASE	2 (0.6%)	2 (0.6%)	0
AZELASTINE HYDROCHLORIDE	2 (0.6%)	1 (0.3%)	1 (0.3%)
BETAMETHASONE	1 (0.3%)	2 (0.6%)	1 (0.3%)
BUPIVACAINE	3 (0.9%)	1 (0.3%)	0
BUPIVACAINE HYDROCHLORIDE	0	2 (0.6%)	2 (0.6%)
CIPROFLOXACIN HYDROCHLORIDE	1 (0.3%)	1 (0.3%)	2 (0.6%)
CORTISONE	1 (0.3%)	1 (0.3%)	2 (0.6%)
EPINEPHRINE	0	2 (0.6%)	2 (0.6%)
FLUCONAZOLE	1 (0.3%)	3 (0.9%)	0
FLUORESCEIN	2 (0.6%)	1 (0.3%)	1 (0.3%)
FLUORESCEIN SODIUM	1 (0.3%)	1 (0.3%)	2 (0.6%)
GENTAMICIN	3 (0.9%)	0	1 (0.3%)
OFLOXACIN	1 (0.3%)	1 (0.3%)	2 (0.6%)
OXYMETAZOLINE HYDROCHLORIDE	2 (0.6%)	1 (0.3%)	1 (0.3%)
TRIAMCINOLONE	1 (0.3%)	2 (0.6%)	1 (0.3%)
TRIAMCINOLONE ACETONIDE	1 (0.3%)	2 (0.6%)	1 (0.3%)
XYLOMETAZOLINE HYDROCHLORIDE	1 (0.3%)	2 (0.6%)	1 (0.3%)
ZINC	2 (0.6%)	1 (0.3%)	1 (0.3%)
ACETAZOLAMIDE	2 (0.6%)	0	1 (0.3%)
AMPICILLIN	1 (0.3%)	0	2 (0.6%)
CHLORHEXIDINE	1 (0.3%)	0	2 (0.6%)
CLONIDINE HYDROCHLORIDE	1 (0.3%)	2 (0.6%)	0
DIMETICONE	1 (0.3%)	2 (0.6%)	0
ISOSORBIDE	1 (0.3%)	1 (0.3%)	1 (0.3%)
KETOROLAC	0	3 (0.9%)	0
KETOROLAC TROMETHAMINE	0	0	3 (1.0%)
OTHER OPHTHALMOLOGICALS	1 (0.3%)	2 (0.6%)	0
SULFADIAZINE SILVER	1 (0.3%)	1 (0.3%)	1 (0.3%)
ALBUMIN HUMAN	1 (0.3%)	0	1 (0.3%)
BENZYLPENICILLIN	2 (0.6%)	0	0
BETAXOLOL	1 (0.3%)	1 (0.3%)	0
FLUDROCORTISONE	1 (0.3%)	1 (0.3%)	0
FLURBIPROFEN	0	1 (0.3%)	1 (0.3%)
HEPARIN SODIUM	1 (0.3%)	0	1 (0.3%)
HEPARINOID	0	1 (0.3%)	1 (0.3%)
HYOSCINE	1 (0.3%)	0	1 (0.3%)
INDOMETACIN	1 (0.3%)	1 (0.3%)	0
MUCOPOLYSACCHARIDE POLYSULFURIC ACID ESTER	1 (0.3%)	0	1 (0.3%)
NEOMYCIN	1 (0.3%)	1 (0.3%)	0
NEOMYCIN SULFATE;TYROTHRICIN	0	1 (0.3%)	1 (0.3%)
PANCREATIN	0	2 (0.6%)	0
PANTOTHENIC ACID	1 (0.3%)	0	1 (0.3%)
PERFLUTREN	1 (0.3%)	0	1 (0.3%)
PHENYLEPHRINE	1 (0.3%)	0	1 (0.3%)
PIROXICAM	1 (0.3%)	1 (0.3%)	0
POVIDONE-IODINE	1 (0.3%)	0	1 (0.3%)
RIBOFLAVIN	1 (0.3%)	0	1 (0.3%)
VACCINIUM MYRTILLUS	1 (0.3%)	0	1 (0.3%)
VACCINIUM MYRTILLUS EXTRACT	1 (0.3%)	0	1 (0.3%)
AMIKACIN	0	0	1 (0.3%)
ANESTHETICS, LOCAL	1 (0.3%)	0	0
ASCORBIC ACID;COPPER GLUCONATE;FISH OIL;TOCOPHERYL ACETATE;XANTOFYL;ZEAXANTHIN;ZINC OXIDE	0	0	1 (0.3%)
ASCORBIC ACID;COPPER;VITAMIN E NOS;XANTOFYL;ZEAXANTHIN;ZINC	0	1 (0.3%)	0
ATROPINE SULFATE	0	0	1 (0.3%)
AZELASTINE	1 (0.3%)	0	0
AZITHROMYCIN DIHYDRATE	0	1 (0.3%)	0
BACITRACIN	0	1 (0.3%)	0
BEPOTASTINE SALICYLATE	1 (0.3%)	0	0
BETAMETHASONE DIPROPIONATE;GENTAMICIN SULFATE	1 (0.3%)	0	0
BIGUANIDE	0	0	1 (0.3%)
CALCIUM CHLORIDE DIHYDRATE;MAGNESIUM CHLORIDE;POTASSIUM CHLORIDE;SODIUM ACETATE;SODIUM CHLORIDE;SODIUM CITRATE	1 (0.3%)	0	0
CALCIUM CHLORIDE;MAGNESIUM CHLORIDE;POTASSIUM CHLORIDE;SODIUM ACETATE;SODIUM CHLORIDE;SODIUM CITRATE	0	1 (0.3%)	0
CEFUROXIME SODIUM	1 (0.3%)	0	0
CHONDROITIN SULFATE SODIUM	1 (0.3%)	0	0

CLOBETASONE	0	0	1 (0.3%)
COLISTIN	1 (0.3%)	0	0
CROMOGLICATE SODIUM	1 (0.3%)	0	0
DESONIDE	1 (0.3%)	0	0
DEXAMETHASONE PHOSPHATE	0	0	1 (0.3%)
DEXAMETHASONE SODIUM PHOSPHATE	1 (0.3%)	0	0
DEXAMETHASONE;NEOMYCIN SULFATE	0	1 (0.3%)	0
DEXPANTHENOL	0	0	1 (0.3%)
EPHEDRINE SULFATE	0	0	1 (0.3%)
EPINEPHRINE HYDROCHLORIDE	1 (0.3%)	0	0
ERYTHROMYCIN	0	1 (0.3%)	0
ERYTHROMYCIN CYCLOCARBONATE	0	0	1 (0.3%)
FAMCICLOVIR	1 (0.3%)	0	0
FLUOCINOLONE ACETONIDE	0	1 (0.3%)	0
FUSIDATE SODIUM	1 (0.3%)	0	0
FUSIDIC ACID	1 (0.3%)	0	0
HYALURONATE SODIUM	0	0	1 (0.3%)
HYDROCORTISONE ACETATE	0	0	1 (0.3%)
HYDROCORTISONE SODIUM SUCCINATE	1 (0.3%)	0	0
HYDROCORTISONE;NEOMYCIN;POLYMYXIN B	0	1 (0.3%)	0
HYLAN G-F 20	0	1 (0.3%)	0
LEVOFLOXACIN HEMIHYDRATE	0	0	1 (0.3%)
MOXIFLOXACIN HYDROCHLORIDE	1 (0.3%)	0	0
NEOMYCIN SULFATE	0	0	1 (0.3%)
NEOMYCIN;TYROTHRICIN	0	0	1 (0.3%)
NEOSTIGMINE	0	0	1 (0.3%)
NORFLOXACIN	0	0	1 (0.3%)
OLOPATADINE HYDROCHLORIDE	1 (0.3%)	0	0
OXYMETAZOLINE	0	0	1 (0.3%)
PARAFFIN	0	1 (0.3%)	0
POVIDONE	0	0	1 (0.3%)
PREDNISOLONE ACETATE	1 (0.3%)	0	0
REBAMIPIDE	1 (0.3%)	0	0
SALICYLIC ACID	1 (0.3%)	0	0
SIROLIMUS	0	0	1 (0.3%)
SODIUM PHOSPHATE	0	0	1 (0.3%)
SODIUM PHOSPHATE DIBASIC;SODIUM PHOSPHATE MONOBASIC	1 (0.3%)	0	0
TETRACYCLINE HYDROCHLORIDE	0	1 (0.3%)	0
TROXERUTIN	0	1 (0.3%)	0
XANTOFYL	0	1 (0.3%)	0
OTHER ALIMENTARY TRACT AND METABOLISM PRODUCTS			
Total number of patients with at least one treatment	36 (11.4%)	26 (8.2%)	27 (8.6%)
Total number of treatments	45	29	34
THIOCTIC ACID	16 (5.0%)	6 (1.9%)	8 (2.5%)
SODIUM BICARBONATE	7 (2.2%)	4 (1.3%)	7 (2.2%)
ACETYLCYSTEINE	3 (0.9%)	8 (2.5%)	6 (1.9%)
UBIDECARENONE	4 (1.3%)	4 (1.3%)	4 (1.3%)
PROBIOTICS NOS	1 (0.3%)	1 (0.3%)	2 (0.6%)
ZINC	2 (0.6%)	1 (0.3%)	1 (0.3%)
SUCRALFATE	1 (0.3%)	1 (0.3%)	0
THIOCTIC ACID TROMETHAMINE	1 (0.3%)	1 (0.3%)	0
ARGININE	0	0	1 (0.3%)
BETA VULGARIS ROOT;CRATAEGUS LAEVIGATA;FOENICULUM VULGARE SEED;GLYCYRRHIZA GLABRA ROOT	1 (0.3%)	0	0
PHOSPHORUS	0	1 (0.3%)	0
PREBIOTICS NOS;PROBIOTICS NOS	1 (0.3%)	0	0
UBIQUINOL	0	1 (0.3%)	0
OTHER DERMATOLOGICAL PREPARATIONS			
Total number of patients with at least one treatment	82 (25.9%)	64 (20.1%)	72 (22.9%)
Total number of treatments	118	91	101
IBUPROFEN	27 (8.5%)	21 (6.6%)	17 (5.4%)
ASCORBIC ACID	5 (1.6%)	14 (4.4%)	8 (2.5%)
DICLOFENAC	13 (4.1%)	4 (1.3%)	7 (2.2%)
DICLOFENAC SODIUM	11 (3.5%)	4 (1.3%)	7 (2.2%)
SODIUM BICARBONATE	7 (2.2%)	4 (1.3%)	7 (2.2%)
FINASTERIDE	5 (1.6%)	4 (1.3%)	4 (1.3%)
UBIDECARENONE	4 (1.3%)	4 (1.3%)	4 (1.3%)
OXYGEN	2 (0.6%)	4 (1.3%)	3 (1.0%)
SILDENAFIL	2 (0.6%)	3 (0.9%)	4 (1.3%)
SILDENAFIL CITRATE	4 (1.3%)	3 (0.9%)	1 (0.3%)
MAGNESIUM SULFATE	1 (0.3%)	2 (0.6%)	3 (1.0%)
CALCIUM GLUCONATE	1 (0.3%)	0	4 (1.3%)
IVERMECTIN	2 (0.6%)	1 (0.3%)	2 (0.6%)
ESTRADIOL	1 (0.3%)	0	3 (1.0%)
OXYMETAZOLINE HYDROCHLORIDE	2 (0.6%)	1 (0.3%)	1 (0.3%)
DUTASTERIDE	0	1 (0.3%)	2 (0.6%)
OTHER DERMATOLOGICALS	2 (0.6%)	0	1 (0.3%)
PYRIDOXINE HYDROCHLORIDE	1 (0.3%)	1 (0.3%)	1 (0.3%)
CALCIUM CHLORIDE;POTASSIUM CHLORIDE;SODIUM CHLORIDE	0	2 (0.6%)	0
POVIDONE-IODINE	1 (0.3%)	0	1 (0.3%)
SUCRALFATE	1 (0.3%)	1 (0.3%)	0
TACROLIMUS	1 (0.3%)	1 (0.3%)	0

ALDIOXA	0	0	1 (0.3%)
ALUMINIUM SULFATE;CALCIUM ACETATE	1 (0.3%)	0	0
ASCORBIC ACID;COLLAGEN	0	1 (0.3%)	0
BOTULINUM TOXIN TYPE A	1 (0.3%)	0	0
COLLAGEN	1 (0.3%)	0	0
CROMOGLICATE SODIUM	1 (0.3%)	0	0
CYSTEINE;GLYCINE;GLYCYRRHIZIC ACID, AMMONIUM SALT	0	0	1 (0.3%)
GLYCOPYRRONIUM BROMIDE	0	1 (0.3%)	0
HYALURONATE SODIUM	0	0	1 (0.3%)
NITROUS OXIDE	0	0	1 (0.3%)
OENOTHERA BIENNIS OIL	0	0	1 (0.3%)
OXYMETAZOLINE	0	0	1 (0.3%)
PHYTOMENADIONE	0	1 (0.3%)	0
POLYURETHANE	0	0	1 (0.3%)
SALICYLIC ACID	1 (0.3%)	0	0
SALVIA OFFICINALIS	0	1 (0.3%)	0
SIROLIMUS	0	0	1 (0.3%)
SUCROSE	1 (0.3%)	0	0
TACROLIMUS MONOHYDRATE	0	0	1 (0.3%)
TRANEXAMIC ACID	0	1 (0.3%)	0
VITIS VINIFERA	0	0	1 (0.3%)
OTHER DRUGS FOR DISORDERS OF THE MUSCULO-SKELETAL SYSTEM			
Total number of patients with at least one treatment	2 (0.6%)	3 (0.9%)	3 (1.0%)
Total number of treatments	2	3	3
QUININE SULFATE	0	0	2 (0.6%)
AMYLASE;BROMELAINS;CHYMOTRYPSIN;LIPASE;PANCREATIN;PAPAIN;RUTOSIDE;TRYPSIN	0	1 (0.3%)	0
CLOMIPRAMINE HYDROCHLORIDE	0	1 (0.3%)	0
ENZYMES NOS	1 (0.3%)	0	0
HYALURONATE SODIUM	0	0	1 (0.3%)
HYLAN G-F 20	0	1 (0.3%)	0
QUININE	1 (0.3%)	0	0
OTHER GYNECOLOGICALS			
Total number of patients with at least one treatment	68 (21.5%)	58 (18.2%)	60 (19.0%)
Total number of treatments	104	78	85
IBUPROFEN	27 (8.5%)	21 (6.6%)	17 (5.4%)
SALBUTAMOL	10 (3.2%)	14 (4.4%)	11 (3.5%)
NIFEDIPINE	6 (1.9%)	8 (2.5%)	12 (3.8%)
NAPROXEN	12 (3.8%)	7 (2.2%)	4 (1.3%)
SODIUM BICARBONATE	7 (2.2%)	4 (1.3%)	7 (2.2%)
SALBUTAMOL SULFATE	7 (2.2%)	2 (0.6%)	6 (1.9%)
CLONIDINE	3 (0.9%)	1 (0.3%)	7 (2.2%)
NAPROXEN SODIUM	3 (0.9%)	1 (0.3%)	6 (1.9%)
LACTOBACILLUS ACIDOPHILUS	3 (0.9%)	0	1 (0.3%)
CLONIDINE HYDROCHLORIDE	1 (0.3%)	2 (0.6%)	0
LACTOBACILLUS NOS	1 (0.3%)	1 (0.3%)	1 (0.3%)
METHOTREXATE	0	2 (0.6%)	0
METHOTREXATE SODIUM	1 (0.3%)	0	1 (0.3%)
STREPTODORNASE;STREPTOKINASE	1 (0.3%)	1 (0.3%)	0
TERBUTALINE SULFATE	1 (0.3%)	0	1 (0.3%)
ACHILLEA MILLEFOLIUM	0	1 (0.3%)	0
ARTEMISIA ARGYI	0	1 (0.3%)	0
ARTEMISIA ARGYI LEAF	1 (0.3%)	0	0
BENZYDAMINE	0	1 (0.3%)	0
FENOTEROL HYDROBROMIDE	1 (0.3%)	0	0
HYALURONATE SODIUM	0	0	1 (0.3%)
LACTOBACILLUS ACIDOPHILUS;LACTOBACILLUS CASEI;LACTOBACILLUS RHAMNOSUS	1 (0.3%)	0	0
OENOTHERA BIENNIS OIL	0	0	1 (0.3%)
PAROXETINE	1 (0.3%)	0	0
SALVIA OFFICINALIS	0	1 (0.3%)	0
TERBUTALINE	0	1 (0.3%)	0
TRIGONELLA FOENUM-GRAECUM	1 (0.3%)	0	0
OTHER HEMATOLOGICAL AGENTS			
Total number of patients with at least one treatment	3 (0.9%)	1 (0.3%)	0
Total number of treatments	3	1	0
STREPTODORNASE;STREPTOKINASE	1 (0.3%)	1 (0.3%)	0
COMPLEMENT C1 ESTERASE INHIBITOR	1 (0.3%)	0	0
ENZYMES NOS	1 (0.3%)	0	0
OTHER NERVOUS SYSTEM DRUGS			
Total number of patients with at least one treatment	76 (24.0%)	57 (17.9%)	79 (25.1%)
Total number of treatments	99	79	95
GABAPENTIN	31 (9.8%)	23 (7.2%)	22 (7.0%)
VITAMIN B12 NOS	11 (3.5%)	14 (4.4%)	8 (2.5%)
THIOCTIC ACID	16 (5.0%)	6 (1.9%)	8 (2.5%)
CLONIDINE	3 (0.9%)	1 (0.3%)	7 (2.2%)
FLUOXETINE	1 (0.3%)	5 (1.6%)	3 (1.0%)
MECLOZINE	0	3 (0.9%)	5 (1.6%)
PROPRANOLOL	3 (0.9%)	1 (0.3%)	4 (1.3%)
TRIMETAZIDINE HYDROCHLORIDE	3 (0.9%)	1 (0.3%)	4 (1.3%)
BETAHISTINE	3 (0.9%)	2 (0.6%)	2 (0.6%)

BETAHISTINE HYDROCHLORIDE	2 (0.6%)	1 (0.3%)	4 (1.3%)
BUPROPION HYDROCHLORIDE	3 (0.9%)	1 (0.3%)	2 (0.6%)
BUPRENORPHINE	2 (0.6%)	0	3 (1.0%)
NICOTINE	1 (0.3%)	3 (0.9%)	1 (0.3%)
FLUOXETINE HYDROCHLORIDE	2 (0.6%)	1 (0.3%)	1 (0.3%)
VARENICLINE TARTRATE	0	2 (0.6%)	2 (0.6%)
BETAHISTINE MESILATE	2 (0.6%)	0	1 (0.3%)
BUPROPION	1 (0.3%)	1 (0.3%)	1 (0.3%)
CLONIDINE HYDROCHLORIDE	1 (0.3%)	2 (0.6%)	0
MECOBALAMIN	0	1 (0.3%)	2 (0.6%)
PROPRANOLOL HYDROCHLORIDE	1 (0.3%)	1 (0.3%)	1 (0.3%)
CINNARIZINE	0	1 (0.3%)	1 (0.3%)
MECLOZINE HYDROCHLORIDE	0	0	2 (0.6%)
BETHANECHOL CHLORIDE	1 (0.3%)	0	0
CHOLINE ALFOSCERATE	1 (0.3%)	0	0
CINNARIZINE;DIMENHYDRINATE	0	0	1 (0.3%)
CYTIDINE PHOSPHATE SODIUM;HYDROXOCOBALAMIN ACETATE;LIDOCAINE HYDROCHLORIDE;URIDINE TRIPHOSPHATE TRISODIUM	1 (0.3%)	0	0
FLUNARIZINE DIHYDROCHLORIDE	0	1 (0.3%)	0
FOLIC ACID;MECOBALAMIN;PYRIDOXINE HYDROCHLORIDE;THIOCTIC ACID	0	0	1 (0.3%)
GINKGO BILOBA	0	0	1 (0.3%)
HYDROXOCOBALAMIN	1 (0.3%)	0	0
METHYLETHYLPIRIDINOL SUCCINATE	0	0	1 (0.3%)
NALOXONE	0	0	1 (0.3%)
NEOSTIGMINE	0	0	1 (0.3%)
PYRIDOSTIGMINE BROMIDE	0	1 (0.3%)	0
TRIMETAZIDINE	0	0	1 (0.3%)
OTHER RESPIRATORY SYSTEM PRODUCTS			
Total number of patients with at least one treatment	7 (2.2%)	6 (1.9%)	4 (1.3%)
Total number of treatments	7	6	4
AMBROXOL HYDROCHLORIDE	5 (1.6%)	2 (0.6%)	2 (0.6%)
AMBROXOL	2 (0.6%)	3 (0.9%)	1 (0.3%)
OTHER RESPIRATORY SYSTEM PRODUCTS	0	1 (0.3%)	1 (0.3%)
OTOLOGICALS			
Total number of patients with at least one treatment	59 (18.6%)	44 (13.8%)	62 (19.7%)
Total number of treatments	114	68	118
CIPROFLOXACIN	12 (3.8%)	10 (3.1%)	12 (3.8%)
SODIUM CHLORIDE	14 (4.4%)	6 (1.9%)	14 (4.4%)
LEVOFLOXACIN	6 (1.9%)	4 (1.3%)	14 (4.4%)
LIDOCAINE	8 (2.5%)	7 (2.2%)	8 (2.5%)
SODIUM BICARBONATE	7 (2.2%)	4 (1.3%)	7 (2.2%)
DEXAMETHASONE	7 (2.2%)	4 (1.3%)	5 (1.6%)
DOCUSATE SODIUM	4 (1.3%)	0	10 (3.2%)
PREDNISOLONE	8 (2.5%)	4 (1.3%)	2 (0.6%)
CLOTRIMAZOLE	2 (0.6%)	5 (1.6%)	1 (0.3%)
HYDROCORTISONE	4 (1.3%)	2 (0.6%)	2 (0.6%)
DOCUSATE	1 (0.3%)	4 (1.3%)	2 (0.6%)
STEROIDS	0	4 (1.3%)	1 (0.3%)
BETAMETHASONE	1 (0.3%)	2 (0.6%)	1 (0.3%)
CIPROFLOXACIN HYDROCHLORIDE	1 (0.3%)	1 (0.3%)	2 (0.6%)
GENTAMICIN	3 (0.9%)	0	1 (0.3%)
OFLOXACIN	1 (0.3%)	1 (0.3%)	2 (0.6%)
CHLORHEXIDINE	1 (0.3%)	0	2 (0.6%)
BENZOCAINE	1 (0.3%)	0	1 (0.3%)
NEOMYCIN	1 (0.3%)	1 (0.3%)	0
ANESTHETICS, LOCAL	1 (0.3%)	0	0
CIPROFLOXACIN HYDROCHLORIDE;FLUOCINOLONE ACETONIDE	1 (0.3%)	0	0
DEXAMETHASONE SODIUM PHOSPHATE	1 (0.3%)	0	0
DEXAMETHASONE;NEOMYCIN SULFATE	0	1 (0.3%)	0
FLUOCINOLONE ACETONIDE	0	1 (0.3%)	0
HYDROCORTISONE ACETATE	0	0	1 (0.3%)
HYDROCORTISONE SODIUM SUCCINATE	1 (0.3%)	0	0
HYDROCORTISONE;NEOMYCIN;POLYMYXIN B	0	1 (0.3%)	0
LEVOFLOXACIN HEMIHYDRATE	0	0	1 (0.3%)
MICONAZOLE	0	1 (0.3%)	0
MICONAZOLE NITRATE	0	0	1 (0.3%)
NEOMYCIN SULFATE	0	0	1 (0.3%)
PHENOL	0	0	1 (0.3%)
PREDNISOLONE ACETATE	1 (0.3%)	0	0
SALICYLIC ACID	1 (0.3%)	0	0
TETRACYCLINE HYDROCHLORIDE	0	1 (0.3%)	0
UREA HYDROGEN PEROXIDE	0	1 (0.3%)	0
PANCREATIC HORMONES			
Total number of patients with at least one treatment	3 (0.9%)	4 (1.3%)	4 (1.3%)
Total number of treatments	3	4	5
GLUCAGON	3 (0.9%)	4 (1.3%)	4 (1.3%)
PERIPHERAL VASODILATORS			
Total number of patients with at least one treatment	10 (3.2%)	6 (1.9%)	6 (1.9%)
Total number of treatments	11	8	6

PENTOXIFYLLINE	3 (0.9%)	4 (1.3%)	1 (0.3%)
NAFTIDROFURYL OXALATE	2 (0.6%)	2 (0.6%)	1 (0.3%)
NICOTINIC ACID	2 (0.6%)	0	2 (0.6%)
ENZYMES NOS	1 (0.3%)	0	0
GINKGO BILOBA	0	0	1 (0.3%)
METHYLETHYLPIRIDINOL SUCCINATE	0	0	1 (0.3%)
NAFTIDROFURYL	1 (0.3%)	0	0
NICERGOLINE	1 (0.3%)	0	0
PITUITARY AND HYPOTHALAMIC HORMONES AND ANALOGUES			
Total number of patients with at least one treatment	0	0	1 (0.3%)
SOMATOSTATIN ACETATE	0	0	1 (0.3%)
Total number of treatments	0	0	1
PREPARATIONS FOR TREATMENT OF WOUNDS AND ULCERS			
Total number of patients with at least one treatment	21 (6.6%)	15 (4.7%)	26 (8.3%)
Total number of treatments	38	22	49
SODIUM CHLORIDE	14 (4.4%)	6 (1.9%)	14 (4.4%)
FISH OIL	3 (0.9%)	3 (0.9%)	10 (3.2%)
COD-LIVER OIL	1 (0.3%)	1 (0.3%)	1 (0.3%)
DIMETICONE	1 (0.3%)	2 (0.6%)	0
ALPROSTADIL	1 (0.3%)	0	1 (0.3%)
PANTOTHENIC ACID	1 (0.3%)	0	1 (0.3%)
STREPTODORNASE;STREPTOKINASE	1 (0.3%)	1 (0.3%)	0
ALGINIC ACID;GLUCOSE;GLUCOSE OXIDASE;GUAIACOL;LACTOPEROXIDASE;MACROGOL	1 (0.3%)	0	0
ARNICA MONTANA	0	1 (0.3%)	0
CADEXOMER IODINE	0	1 (0.3%)	0
DEXPANTHENOL	0	0	1 (0.3%)
GLYCERYL MONOSTEARATE;MYROXYLON BALSAMUM BALSAM;RICINUS COMMUNIS OIL;WHITE SOFT PARAFFIN	0	0	1 (0.3%)
HYALURONATE SODIUM	0	0	1 (0.3%)
HYLAN G-F 20	0	1 (0.3%)	0
SITOSTEROL	0	0	1 (0.3%)
TOCOPHEROL	0	1 (0.3%)	0
PSYCHOANALEPTICS			
Total number of patients with at least one treatment	67 (21.1%)	57 (17.9%)	56 (17.8%)
Total number of treatments	83	77	77
SERTRALINE	10 (3.2%)	5 (1.6%)	7 (2.2%)
DULOXETINE	4 (1.3%)	10 (3.1%)	5 (1.6%)
DULOXETINE HYDROCHLORIDE	4 (1.3%)	4 (1.3%)	8 (2.5%)
ESCITALOPRAM OXALATE	3 (0.9%)	8 (2.5%)	5 (1.6%)
AMITRIPTYLINE	11 (3.5%)	1 (0.3%)	3 (1.0%)
CLONIDINE	3 (0.9%)	1 (0.3%)	7 (2.2%)
CITALOPRAM	4 (1.3%)	3 (0.9%)	3 (1.0%)
TRAZODONE	4 (1.3%)	3 (0.9%)	3 (1.0%)
FLUOXETINE	1 (0.3%)	5 (1.6%)	3 (1.0%)
VENLAFAXINE HYDROCHLORIDE	1 (0.3%)	5 (1.6%)	3 (1.0%)
PIRACETAM	3 (0.9%)	4 (1.3%)	0
BUPROPION HYDROCHLORIDE	3 (0.9%)	1 (0.3%)	2 (0.6%)
MIRTAZAPINE	3 (0.9%)	1 (0.3%)	2 (0.6%)
VINPOCETINE	0	3 (0.9%)	3 (1.0%)
ESCITALOPRAM	4 (1.3%)	0	1 (0.3%)
SERTRALINE HYDROCHLORIDE	2 (0.6%)	1 (0.3%)	2 (0.6%)
CITALOPRAM HYDROBROMIDE	4 (1.3%)	0	0
FLUOXETINE HYDROCHLORIDE	2 (0.6%)	1 (0.3%)	1 (0.3%)
TRAZODONE HYDROCHLORIDE	3 (0.9%)	1 (0.3%)	0
VENLAFAXINE	1 (0.3%)	2 (0.6%)	1 (0.3%)
AGOMELATINE	1 (0.3%)	2 (0.6%)	0
BUPROPION	1 (0.3%)	1 (0.3%)	1 (0.3%)
CLONIDINE HYDROCHLORIDE	1 (0.3%)	2 (0.6%)	0
DONEPEZIL	0	2 (0.6%)	1 (0.3%)
AMITRIPTYLINE HYDROCHLORIDE	1 (0.3%)	0	1 (0.3%)
DOXEPIN	0	1 (0.3%)	1 (0.3%)
DOXEPIN HYDROCHLORIDE	0	1 (0.3%)	1 (0.3%)
RIVASTIGMINE	1 (0.3%)	1 (0.3%)	0
VORTIOXETINE HYDROBROMIDE	1 (0.3%)	0	1 (0.3%)
ACETYLCARNITINE HYDROCHLORIDE	0	1 (0.3%)	0
AMFETAMINE ASPARTATE;AMFETAMINE SULFATE;DEXAMFETAMINE SACCHARATE;DEXAMFETAMINE SULFATE	1 (0.3%)	0	0
CAMELLIA SINENSIS	0	0	1 (0.3%)
CIMICIFUGA SPP.;HYPERICUM SPP.	1 (0.3%)	0	0
CITICOLINE	0	0	1 (0.3%)
CLOMIPRAMINE HYDROCHLORIDE	0	1 (0.3%)	0
CORDYCEPS SINENSIS	0	1 (0.3%)	0
DESVENLAFAXINE	1 (0.3%)	0	0
ENZYMES NOS	1 (0.3%)	0	0
GALANTAMINE HYDROBROMIDE	0	1 (0.3%)	0
GINKGO BILOBA	0	0	1 (0.3%)
IMIPRAMINE	0	1 (0.3%)	0
IMIPRAMINE HYDROCHLORIDE	0	1 (0.3%)	0
MEMANTINE HYDROCHLORIDE	0	0	1 (0.3%)
METHYLETHYLPIRIDINOL SUCCINATE	0	0	1 (0.3%)
METHYLPHENIDATE HYDROCHLORIDE	0	0	1 (0.3%)
MODAFINIL	0	0	1 (0.3%)

NORTRIPTYLINE HYDROCHLORIDE	0	1 (0.3%)	0
OPIPRAMOL HYDROCHLORIDE	1 (0.3%)	0	0
PAROXETINE	1 (0.3%)	0	0
PAROXETINE HYDROCHLORIDE	0	1 (0.3%)	0
RUBIDIUM	0	0	1 (0.3%)
PSYCHOLEPTICS			
Total number of patients with at least one treatment	90 (28.4%)	82 (25.7%)	76 (24.1%)
Total number of treatments	141	127	142
PREGABALIN	20 (6.3%)	12 (3.8%)	10 (3.2%)
SERTRALINE	10 (3.2%)	5 (1.6%)	7 (2.2%)
LORAZEPAM	6 (1.9%)	4 (1.3%)	11 (3.5%)
DULOXETINE	4 (1.3%)	10 (3.1%)	5 (1.6%)
ALPRAZOLAM	5 (1.6%)	3 (0.9%)	8 (2.5%)
DULOXETINE HYDROCHLORIDE	4 (1.3%)	4 (1.3%)	8 (2.5%)
ESCITALOPRAM OXALATE	3 (0.9%)	8 (2.5%)	5 (1.6%)
AMITRIPTYLINE	11 (3.5%)	1 (0.3%)	3 (1.0%)
MELATONIN	5 (1.6%)	6 (1.9%)	2 (0.6%)
DIAZEPAM	1 (0.3%)	5 (1.6%)	5 (1.6%)
DIPHENHYDRAMINE HYDROCHLORIDE	3 (0.9%)	5 (1.6%)	3 (1.0%)
HYDROXYZINE	3 (0.9%)	3 (0.9%)	4 (1.3%)
CLONAZEPAM	3 (0.9%)	3 (0.9%)	3 (1.0%)
FLUOXETINE	1 (0.3%)	5 (1.6%)	3 (1.0%)
MIDAZOLAM	4 (1.3%)	2 (0.6%)	3 (1.0%)
VENLAFAXINE HYDROCHLORIDE	1 (0.3%)	5 (1.6%)	3 (1.0%)
ZOLPIDEM TARTRATE	3 (0.9%)	3 (0.9%)	3 (1.0%)
PROMETHAZINE	3 (0.9%)	1 (0.3%)	4 (1.3%)
PROPRANOLOL	3 (0.9%)	1 (0.3%)	4 (1.3%)
DIPHENHYDRAMINE	0	3 (0.9%)	3 (1.0%)
HYDROXYZINE HYDROCHLORIDE	2 (0.6%)	0	4 (1.3%)
ESCITALOPRAM	4 (1.3%)	0	1 (0.3%)
QUETIAPINE	4 (1.3%)	0	1 (0.3%)
SERTRALINE HYDROCHLORIDE	2 (0.6%)	1 (0.3%)	2 (0.6%)
ZOLPIDEM	3 (0.9%)	2 (0.6%)	0
BROMAZEPAM	1 (0.3%)	1 (0.3%)	2 (0.6%)
FLUOXETINE HYDROCHLORIDE	2 (0.6%)	1 (0.3%)	1 (0.3%)
HALOPERIDOL	1 (0.3%)	2 (0.6%)	1 (0.3%)
PROCHLORPERAZINE	1 (0.3%)	2 (0.6%)	1 (0.3%)
RISPERIDONE	1 (0.3%)	2 (0.6%)	1 (0.3%)
TEMAZEPAM	0	3 (0.9%)	1 (0.3%)
VENLAFAXINE	1 (0.3%)	2 (0.6%)	1 (0.3%)
DIPHENHYDRAMINE HYDROCHLORIDE;PARACETAMOL	0	1 (0.3%)	2 (0.6%)
OTHER HYPNOTICS AND SEDATIVES	1 (0.3%)	1 (0.3%)	1 (0.3%)
PROMETHAZINE HYDROCHLORIDE	0	2 (0.6%)	1 (0.3%)
PROPRANOLOL HYDROCHLORIDE	1 (0.3%)	1 (0.3%)	1 (0.3%)
QUETIAPINE FUMARATE	3 (0.9%)	0	0
AMITRIPTYLINE HYDROCHLORIDE	1 (0.3%)	0	1 (0.3%)
ARIPIPRAZOLE	0	1 (0.3%)	1 (0.3%)
CLORAZEPATE DIPOTASSIUM	1 (0.3%)	0	1 (0.3%)
DOXEPIN	0	1 (0.3%)	1 (0.3%)
DOXEPIN HYDROCHLORIDE	0	1 (0.3%)	1 (0.3%)
FLUDIAZEPAM	0	1 (0.3%)	1 (0.3%)
HYOSCINE	1 (0.3%)	0	1 (0.3%)
LORMETAZEPAM	0	1 (0.3%)	1 (0.3%)
MIDAZOLAM HYDROCHLORIDE	1 (0.3%)	0	1 (0.3%)
PROCHLORPERAZINE MALEATE	0	1 (0.3%)	1 (0.3%)
ZOPICLONE	1 (0.3%)	1 (0.3%)	0
BUSPIRONE	1 (0.3%)	0	0
BUSPIRONE HYDROCHLORIDE	0	1 (0.3%)	0
CANNABIDIOL	1 (0.3%)	0	0
CANNABIS SATIVA	1 (0.3%)	0	0
CLOMETHIAZOLE	0	1 (0.3%)	0
CLOMIPRAMINE HYDROCHLORIDE	0	1 (0.3%)	0
CLOTIAZEPAM	1 (0.3%)	0	0
CLOZAPINE	0	0	1 (0.3%)
DEXMEDETOMIDINE	1 (0.3%)	0	0
ESTAZOLAM	0	0	1 (0.3%)
ESZOPICLONE	1 (0.3%)	0	0
FLUNITRAZEPAM	0	1 (0.3%)	0
LEMBOREXANT	0	0	1 (0.3%)
LEVOMEPROMAZINE	0	0	1 (0.3%)
PAROXETINE	1 (0.3%)	0	0
PAROXETINE HYDROCHLORIDE	0	1 (0.3%)	0
PROMAZINE HYDROCHLORIDE	0	1 (0.3%)	0
THIOPENTAL	0	0	1 (0.3%)
VALPROATE SEMISODIUM	0	0	1 (0.3%)
SEX HORMONES AND MODULATORS OF THE GENITAL SYSTEM			
Total number of patients with at least one treatment	3 (0.9%)	1 (0.3%)	10 (3.2%)
Total number of treatments	3	1	11
ESTRADIOL	1 (0.3%)	0	3 (1.0%)
MEDROXYPROGESTERONE ACETATE	0	0	2 (0.6%)
TESTOSTERONE	1 (0.3%)	0	1 (0.3%)

CIMICIFUGA SPP.;HYPERICUM SPP.	1 (0.3%)	0	0
DESOGESTREL	0	1 (0.3%)	0
DROSPIRENONE;ETHINYLESTRADIOL	0	0	1 (0.3%)
ETHINYLESTRADIOL;GESTODENE	0	0	1 (0.3%)
ETHINYLESTRADIOL;NORGESTIMATE	0	0	1 (0.3%)
TESTOSTERONE CIPIONATE	0	0	1 (0.3%)
STOMATOLOGICAL PREPARATIONS			
Total number of patients with at least one treatment	159 (50.2%)	147 (46.1%)	154 (48.9%)
Total number of treatments	298	230	261
ACETYLSALICYLIC ACID	111 (35.0%)	109 (34.2%)	112 (35.6%)
SODIUM CHLORIDE	14 (4.4%)	6 (1.9%)	14 (4.4%)
DOXYCYCLINE	9 (2.8%)	8 (2.5%)	10 (3.2%)
DICLOFENAC	13 (4.1%)	4 (1.3%)	7 (2.2%)
LIDOCAINE	8 (2.5%)	7 (2.2%)	8 (2.5%)
NAPROXEN	12 (3.8%)	7 (2.2%)	4 (1.3%)
DICLOFENAC SODIUM	11 (3.5%)	4 (1.3%)	7 (2.2%)
METRONIDAZOLE	5 (1.6%)	4 (1.3%)	9 (2.9%)
SODIUM BICARBONATE	7 (2.2%)	4 (1.3%)	7 (2.2%)
DEXAMETHASONE	7 (2.2%)	4 (1.3%)	5 (1.6%)
PREDNISOLONE	8 (2.5%)	4 (1.3%)	2 (0.6%)
POTASSIUM	5 (1.6%)	4 (1.3%)	4 (1.3%)
KETOPROFEN	7 (2.2%)	1 (0.3%)	3 (1.0%)
OXYGEN	2 (0.6%)	4 (1.3%)	3 (1.0%)
CLOTRIMAZOLE	2 (0.6%)	5 (1.6%)	1 (0.3%)
ELECTROLYTES NOS	3 (0.9%)	4 (1.3%)	1 (0.3%)
HYDROCORTISONE	4 (1.3%)	2 (0.6%)	2 (0.6%)
CLOBETASOL PROPIONATE	1 (0.3%)	3 (0.9%)	2 (0.6%)
NIMESULIDE	1 (0.3%)	0	5 (1.6%)
NYSTATIN	4 (1.3%)	0	2 (0.6%)
EPINEPHRINE	0	2 (0.6%)	2 (0.6%)
TRIAMCINOLONE	1 (0.3%)	2 (0.6%)	1 (0.3%)
TRIAMCINOLONE ACETONIDE	1 (0.3%)	2 (0.6%)	1 (0.3%)
ZINC	2 (0.6%)	1 (0.3%)	1 (0.3%)
CHLORHEXIDINE	1 (0.3%)	0	2 (0.6%)
DIMETICONE	1 (0.3%)	2 (0.6%)	0
DOXYCYCLINE HYCLATE	0	2 (0.6%)	1 (0.3%)
BENZOCAINE	1 (0.3%)	0	1 (0.3%)
BENZOCAINE;CETYLPYRIDINIUM CHLORIDE	2 (0.6%)	0	0
FLURBIPROFEN	0	1 (0.3%)	1 (0.3%)
NEOMYCIN	1 (0.3%)	1 (0.3%)	0
POVIDONE-IODINE	1 (0.3%)	0	1 (0.3%)
SUCRALFATE	1 (0.3%)	1 (0.3%)	0
ALOE VERA	0	0	1 (0.3%)
ANESTHETICS, LOCAL	1 (0.3%)	0	0
BENZYDAMINE	0	1 (0.3%)	0
CHONDRUS CRISPUS;GLYCEROL;POTASSIUM CHLORIDE;SODIUM CHLORIDE;SORBITOL	1 (0.3%)	0	0
CLOBETASOL	1 (0.3%)	0	0
DEXAMETHASONE SODIUM PHOSPHATE	1 (0.3%)	0	0
DOXYCYCLINE MONOHYDRATE	0	1 (0.3%)	0
EPINEPHRINE HYDROCHLORIDE	1 (0.3%)	0	0
HYALURONATE SODIUM	0	0	1 (0.3%)
HYDROCORTISONE ACETATE	0	0	1 (0.3%)
HYDROCORTISONE SODIUM SUCCINATE	1 (0.3%)	0	0
LIDOCAINE;TRIAMCINOLONE	0	0	1 (0.3%)
MICONAZOLE	0	1 (0.3%)	0
MICONAZOLE NITRATE	0	0	1 (0.3%)
MINOCYCLINE	1 (0.3%)	0	0
NEOMYCIN SULFATE	0	0	1 (0.3%)
PHENOL	0	0	1 (0.3%)
POVIDONE	0	0	1 (0.3%)
PREDNISOLONE ACETATE	1 (0.3%)	0	0
RUBUS FRUTICOSUS	1 (0.3%)	0	0
SALICYLIC ACID	1 (0.3%)	0	0
SALVIA OFFICINALIS	0	1 (0.3%)	0
TETRACYCLINE HYDROCHLORIDE	0	1 (0.3%)	0
TRANEXAMIC ACID	0	1 (0.3%)	0
UREA HYDROGEN PEROXIDE	0	1 (0.3%)	0
THROAT PREPARATIONS			
Total number of patients with at least one treatment	70 (22.1%)	43 (13.5%)	46 (14.6%)
Total number of treatments	103	59	63
IBUPROFEN	27 (8.5%)	21 (6.6%)	17 (5.4%)
DICLOFENAC	13 (4.1%)	4 (1.3%)	7 (2.2%)
LIDOCAINE	8 (2.5%)	7 (2.2%)	8 (2.5%)
DICLOFENAC SODIUM	11 (3.5%)	4 (1.3%)	7 (2.2%)
KETOPROFEN	7 (2.2%)	1 (0.3%)	3 (1.0%)
AMBROXOL HYDROCHLORIDE	5 (1.6%)	2 (0.6%)	2 (0.6%)
AMBROXOL	2 (0.6%)	3 (0.9%)	1 (0.3%)
ANTIBIOTICS	3 (0.9%)	1 (0.3%)	2 (0.6%)
CHLORHEXIDINE	1 (0.3%)	0	2 (0.6%)
BENZOCAINE	1 (0.3%)	0	1 (0.3%)
BENZOCAINE;CETYLPYRIDINIUM CHLORIDE	2 (0.6%)	0	0

FLURBIPROFEN	0	1 (0.3%)	1 (0.3%)
NEOMYCIN	1 (0.3%)	1 (0.3%)	0
NEOMYCIN SULFATE;TYROTHRICIN	0	1 (0.3%)	1 (0.3%)
POVIDONE-IODINE	1 (0.3%)	0	1 (0.3%)
ANESTHETICS, LOCAL	1 (0.3%)	0	0
BACITRACIN	0	1 (0.3%)	0
BENZYDAMINE	0	1 (0.3%)	0
CETYLPYRIDINIUM CHLORIDE;GRAMICIDIN S HYDROCHLORIDE	1 (0.3%)	0	0
HEXYLRESORCINOL	0	0	1 (0.3%)
NEOMYCIN SULFATE	0	0	1 (0.3%)
NEOMYCIN;TYROTHRICIN	0	0	1 (0.3%)
PHENOL	0	0	1 (0.3%)
SALVIA OFFICINALIS	0	1 (0.3%)	0
TETRACYCLINE HYDROCHLORIDE	0	1 (0.3%)	0
THYROID THERAPY			
Total number of patients with at least one treatment	35 (11.0%)	30 (9.4%)	28 (8.9%)
Total number of treatments	37	32	31
LEVOTHYROXINE SODIUM	17 (5.4%)	13 (4.1%)	12 (3.8%)
LEVOTHYROXINE	13 (4.1%)	17 (5.3%)	10 (3.2%)
PROPRANOLOL	3 (0.9%)	1 (0.3%)	4 (1.3%)
PROPRANOLOL HYDROCHLORIDE	1 (0.3%)	1 (0.3%)	1 (0.3%)
THIAMAZOLE	1 (0.3%)	0	1 (0.3%)
CARBIMAZOLE	1 (0.3%)	0	0
TONICS			
Total number of patients with at least one treatment	9 (2.8%)	19 (6.0%)	6 (1.9%)
Total number of treatments	10	19	6
MINERALS NOS;VITAMINS NOS	5 (1.6%)	9 (2.8%)	2 (0.6%)
CURCUMA LONGA	3 (0.9%)	4 (1.3%)	2 (0.6%)
DIETARY SUPPLEMENT	2 (0.6%)	5 (1.6%)	0
ALLIUM SATIVUM	0	0	1 (0.3%)
SPIRULINA SPP.	0	0	1 (0.3%)
TOCOPHEROL	0	1 (0.3%)	0
TOPICAL PRODUCTS FOR JOINT AND MUSCULAR PAIN			
Total number of patients with at least one treatment	161 (50.8%)	136 (42.6%)	154 (48.9%)
Total number of treatments	249	189	210
ACETYLSALICYLIC ACID	111 (35.0%)	109 (34.2%)	112 (35.6%)
IBUPROFEN	27 (8.5%)	21 (6.6%)	17 (5.4%)
DICLOFENAC	13 (4.1%)	4 (1.3%)	7 (2.2%)
MELOXICAM	5 (1.6%)	6 (1.9%)	12 (3.8%)
NAPROXEN	12 (3.8%)	7 (2.2%)	4 (1.3%)
DICLOFENAC SODIUM	11 (3.5%)	4 (1.3%)	7 (2.2%)
FOLIC ACID	6 (1.9%)	3 (0.9%)	6 (1.9%)
ACECLOFENAC	5 (1.6%)	4 (1.3%)	3 (1.0%)
KETOPROFEN	7 (2.2%)	1 (0.3%)	3 (1.0%)
NAPROXEN SODIUM	3 (0.9%)	1 (0.3%)	6 (1.9%)
NIMESULIDE	1 (0.3%)	0	5 (1.6%)
NICOTINIC ACID	2 (0.6%)	0	2 (0.6%)
CHONDROITIN;GLUCOSAMINE	1 (0.3%)	0	2 (0.6%)
DEXIBUPROFEN	1 (0.3%)	1 (0.3%)	0
DEXKETOPROFEN	0	1 (0.3%)	1 (0.3%)
DEXKETOPROFEN TROMETAMOL	1 (0.3%)	0	1 (0.3%)
ETOFENAMATE	1 (0.3%)	0	1 (0.3%)
FLURBIPROFEN	0	1 (0.3%)	1 (0.3%)
GLUCOSAMINE	1 (0.3%)	0	1 (0.3%)
HEPARINOID	0	1 (0.3%)	1 (0.3%)
INDOMETACIN	1 (0.3%)	1 (0.3%)	0
MUCOPOLYSACCHARIDE POLYSULFURIC ACID ESTER	1 (0.3%)	0	1 (0.3%)
PIROXICAM	1 (0.3%)	1 (0.3%)	0
ARNICA MONTANA	0	1 (0.3%)	0
BENZYDAMINE	0	1 (0.3%)	0
BENZYL NICOTINATE;ETOFENAMATE	0	0	1 (0.3%)
BETULA LENTA	0	0	1 (0.3%)
CAMPHOR;EUCALYPTUS GLOBULUS OIL;MENTHOL;METHYL SALICYLATE	1 (0.3%)	0	0
CAPSAICIN;NIMESULIDE	1 (0.3%)	0	0
CHONDROITIN SULFATE SODIUM	1 (0.3%)	0	0
CHONDROITIN SULFATE SODIUM;GLUCOSAMINE HYDROCHLORIDE	0	1 (0.3%)	0
CHONDROITIN SULFATE;GLUCOSAMINE HYDROCHLORIDE	0	0	1 (0.3%)
CINEOLE;MELALEUCA LEUCADENDRA OIL;MENTHOL;METHYL SALICYLATE	0	1 (0.3%)	0
DEXKETOPROFEN TROMETAMOL;THIOCOLCHICOSIDE	1 (0.3%)	0	0
DIETHYLAMINE SALICYLATE;ESCIN	0	0	1 (0.3%)
GLUCOSAMINE HYDROCHLORIDE	1 (0.3%)	0	0
GLUCOSAMINE SULFATE	1 (0.3%)	0	0
METHYL SALICYLATE	0	0	1 (0.3%)
SALICYLIC ACID	1 (0.3%)	0	0
TOLPERISONE HYDROCHLORIDE	0	0	1 (0.3%)
UNSPECIFIED HERBAL AND TRADITIONAL MEDICINE			
Total number of patients with at least one treatment	28 (8.8%)	33 (10.3%)	26 (8.3%)
Total number of treatments	36	41	37
CINNAMOMUM SPP.	3 (0.9%)	3 (0.9%)	5 (1.6%)

CURCUMA LONGA	3 (0.9%)	4 (1.3%)	2 (0.6%)
PLANTAGO OVATA	3 (0.9%)	1 (0.3%)	2 (0.6%)
GENTIANA LUTEA ROOT;PRIMULA SPP. FLOWER;RUMEX SPP. HERB;SAMBUCUS NIGRA FLOWER;VERBENA OFFICINALIS HERB	2 (0.6%)	2 (0.6%)	1 (0.3%)
SILYBUM MARIANUM	2 (0.6%)	1 (0.3%)	1 (0.3%)
AESCULUS HIPPOCASTANUM EXTRACT	1 (0.3%)	2 (0.6%)	0
KRILL OIL	0	2 (0.6%)	1 (0.3%)
SENNA SPP.	1 (0.3%)	1 (0.3%)	1 (0.3%)
CORYDALIS YANHUSUO TUBER;IPOMOEA NIL SEED	0	2 (0.6%)	0
HEDERA HELIX	0	2 (0.6%)	0
HERBAL NOS	1 (0.3%)	0	1 (0.3%)
OLEA EUROPAEA LEAF	1 (0.3%)	0	1 (0.3%)
SERENOA REPENS	0	2 (0.6%)	0
VACCINIUM MYRTILLUS	1 (0.3%)	0	1 (0.3%)
VACCINIUM MYRTILLUS EXTRACT	1 (0.3%)	0	1 (0.3%)
VACCINIUM SPP.	0	0	2 (0.6%)
ACANTHOPANAX GRACILISTYLUS;ACHYRANTHES BIDENTATA;CIBOTIUM BAROMETZ;EUCOMMIA ULMOIDES;GLYCINE MAX;SAPOSHNIKOVIA DIVARICATA	1 (0.3%)	0	0
ACHILLEA MILLEFOLIUM	0	1 (0.3%)	0
ALLIUM SATIVUM	0	0	1 (0.3%)
ALLIUM SATIVUM EXTRACT	0	1 (0.3%)	0
ALOE SPP.	0	0	1 (0.3%)
ALOE VERA	0	0	1 (0.3%)
ANDROGRAPHIS PANICULATA LEAF;BETA GLUCAN;GENTIANA SPP. ROOT;GLYCYRRHIZA GLABRA ROOT;SAMBUCUS NIGRA FLOWER;VERBASCUM SPP. FLOWER;VERBENA OFFICINALIS HERB	1 (0.3%)	0	0
ARNICA MONTANA	0	1 (0.3%)	0
ARTEMISIA ARGYI	0	1 (0.3%)	0
ARTEMISIA ARGYI LEAF	1 (0.3%)	0	0
BETA VULGARIS ROOT;CRATAEGUS LAEVIGATA;FOENICULUM VULGARE SEED;GLYCYRRHIZA GLABRA ROOT	1 (0.3%)	0	0
BETULA LENTA	0	0	1 (0.3%)
CAMELLIA SINENSIS	0	0	1 (0.3%)
CAMPHOR;EUCALYPTUS GLOBULUS OIL;MENTHOL;METHYL SALICYLATE	1 (0.3%)	0	0
CANNABIS SATIVA	1 (0.3%)	0	0
CANNABIS SATIVA OIL	1 (0.3%)	0	0
CETRARIA ISLANDICA EXTRACT	0	0	1 (0.3%)
CIMICIFUGA SPP.;HYPERICUM SPP.	1 (0.3%)	0	0
CINNAMOMUM BURMANNI	0	1 (0.3%)	0
CINNAMOMUM VERUM	0	1 (0.3%)	0
CINNAMOMUM VERUM BARK	0	1 (0.3%)	0
CORDYCEPS SINENSIS	0	1 (0.3%)	0
CUCURBITA PEPO OIL	0	1 (0.3%)	0
CURCUMA LONGA;PIPER NIGRUM;ZINGIBER OFFICINALE	0	1 (0.3%)	0
CYAMOPSIS TETRAGONOLOBA GUM	0	0	1 (0.3%)
ECHINACEA PURPUREA	1 (0.3%)	0	0
GINKGO BILOBA	0	0	1 (0.3%)
GLYCERYL MONOSTEARATE;MYROXYLON BALSAMUM BALSAM;RICINUS COMMUNIS OIL;WHITE SOFT PARAFFIN	0	0	1 (0.3%)
GLYCYRRHIZA GLABRA EXTRACT	0	1 (0.3%)	0
GLYCYRRHIZA GLABRA EXTRACT;PAPAVER SOMNIFERUM;PIMPINELLA ANISUM OIL	0	0	1 (0.3%)
GYMNEMA SYLVESTRE	1 (0.3%)	0	0
HEDERA HELIX EXTRACT	1 (0.3%)	0	0
HERBAL EXPECTORANTS AND EMOLLIENTS	0	0	1 (0.3%)
LINUM USITATISSIMUM SEED OIL	0	1 (0.3%)	0
MALUS SPP. VINEGAR EXTRACT	0	0	1 (0.3%)
MIKANIA GLOMERATA	0	1 (0.3%)	0
MOMORDICA CHARANTIA	0	1 (0.3%)	0
MORUS SPP.	1 (0.3%)	0	0
OENOTHERA BIENNIS OIL	0	0	1 (0.3%)
PLANTAGO OVATA FIBRE	0	0	1 (0.3%)
PLANTAGO SPP.	1 (0.3%)	0	0
RUBUS FRUTICOSUS	1 (0.3%)	0	0
SALVIA OFFICINALIS	0	1 (0.3%)	0
SAMBUCUS NIGRA	1 (0.3%)	0	0
SERENOA REPENS EXTRACT	0	1 (0.3%)	0
SPIRULINA SPP.	0	0	1 (0.3%)
TRIGONELLA FOENUM-GRAECUM	1 (0.3%)	0	0
UNSPECIFIED HERBAL AND TRADITIONAL MEDICINE	0	1 (0.3%)	0
VITIS VINIFERA	0	0	1 (0.3%)
VITIS VINIFERA EXTRACT	0	0	1 (0.3%)
VITIS VINIFERA SEED	0	0	1 (0.3%)
ZINGIBER MONTANUM	1 (0.3%)	0	0
UROLOGICALS			
Total number of patients with at least one treatment	66 (20.8%)	61 (19.1%)	64 (20.3%)
Total number of treatments	92	82	90
TAMSULOSIN HYDROCHLORIDE	10 (3.2%)	10 (3.1%)	5 (1.6%)
LIDOCAINE	8 (2.5%)	7 (2.2%)	8 (2.5%)
TAMSULOSIN	10 (3.2%)	5 (1.6%)	5 (1.6%)
DULOXETINE	4 (1.3%)	10 (3.1%)	5 (1.6%)
SODIUM BICARBONATE	7 (2.2%)	4 (1.3%)	7 (2.2%)
DULOXETINE HYDROCHLORIDE	4 (1.3%)	4 (1.3%)	8 (2.5%)
AMITRIPTYLINE	11 (3.5%)	1 (0.3%)	3 (1.0%)
DOXAZOSIN	4 (1.3%)	4 (1.3%)	5 (1.6%)
FINASTERIDE	5 (1.6%)	4 (1.3%)	4 (1.3%)

DOXAZOSIN MESILATE	5 (1.6%)	2 (0.6%)	2 (0.6%)
SILDENAFIL	2 (0.6%)	3 (0.9%)	4 (1.3%)
SILDENAFIL CITRATE	4 (1.3%)	3 (0.9%)	1 (0.3%)
TADALAFIL	2 (0.6%)	4 (1.3%)	2 (0.6%)
MAGNESIUM HYDROXIDE	2 (0.6%)	2 (0.6%)	2 (0.6%)
DUTASTERIDE	0	1 (0.3%)	2 (0.6%)
DUTASTERIDE;TAMSULOSIN HYDROCHLORIDE	1 (0.3%)	1 (0.3%)	1 (0.3%)
MIRABEGRON	0	1 (0.3%)	2 (0.6%)
OXYBUTYNIN	1 (0.3%)	1 (0.3%)	1 (0.3%)
ALPROSTADIL	1 (0.3%)	0	1 (0.3%)
AMITRIPTYLINE HYDROCHLORIDE	1 (0.3%)	0	1 (0.3%)
BENZOCAINE	1 (0.3%)	0	1 (0.3%)
OXYBUTYNIN HYDROCHLORIDE	0	1 (0.3%)	1 (0.3%)
PRAZOSIN HYDROCHLORIDE	1 (0.3%)	0	1 (0.3%)
SERENOA REPENS	0	2 (0.6%)	0
TERAZOSIN	0	1 (0.3%)	1 (0.3%)
TERAZOSIN HYDROCHLORIDE	0	0	2 (0.6%)
CALCIUM CHLORIDE	0	0	1 (0.3%)
CHONDROITIN SULFATE SODIUM	1 (0.3%)	0	0
CLOMIPRAMINE HYDROCHLORIDE	0	1 (0.3%)	0
COLLAGEN	1 (0.3%)	0	0
CORDYCEPS SINENSIS	0	1 (0.3%)	0
CUCURBITA PEPO OIL	0	1 (0.3%)	0
HYALURONATE SODIUM	0	0	1 (0.3%)
IMIPRAMINE	0	1 (0.3%)	0
IMIPRAMINE HYDROCHLORIDE	0	1 (0.3%)	0
PHENAZOPYRIDINE HYDROCHLORIDE	1 (0.3%)	0	0
PROPIVERINE HYDROCHLORIDE	0	0	1 (0.3%)
SERENOA REPENS EXTRACT	0	1 (0.3%)	0
SITOSTEROL	0	0	1 (0.3%)
SOLIFENACIN	0	1 (0.3%)	0
SOLIFENACIN SUCCINATE	0	1 (0.3%)	0
TOLTERODINE L-TARTRATE	0	0	1 (0.3%)
TROSPIUM CHLORIDE	0	1 (0.3%)	0
VACCINES			
Total number of patients with at least one treatment	87 (27.4%)	80 (25.1%)	73 (23.2%)
Total number of treatments	148	138	127
TOZINAMERAN	23 (7.3%)	24 (7.5%)	21 (6.7%)
INFLUENZA VACCINE	17 (5.4%)	23 (7.2%)	15 (4.8%)
COVID-19 VACCINE NRVV AD (CHADOX1 NCOV-19)	17 (5.4%)	16 (5.0%)	21 (6.7%)
COVID-19 VACCINE MRNA (MRNA 1273)	7 (2.2%)	8 (2.5%)	10 (3.2%)
COVID-19 VACCINE	10 (3.2%)	4 (1.3%)	8 (2.5%)
PNEUMOCOCCAL VACCINE	7 (2.2%)	4 (1.3%)	2 (0.6%)
COVID-19 VACCINE INACT (VERO) CZ02	2 (0.6%)	3 (0.9%)	1 (0.3%)
COVID-19 VACCINE INACT (VERO) HB02	1 (0.3%)	2 (0.6%)	3 (1.0%)
COVID-19 VACCINE NRVV AD26 (GAM-COVID-VAC)	5 (1.6%)	1 (0.3%)	0
INFLUENZA VACCINE INACT SPLIT 3V	3 (0.9%)	2 (0.6%)	0
INFLUENZA VACCINE INACT SPLIT 4V	3 (0.9%)	0	1 (0.3%)
INFLUENZA VACCINE INACT SAG 4V	1 (0.3%)	2 (0.6%)	0
PNEUMOCOCCAL VACCINE POLYSACCH 23V	1 (0.3%)	2 (0.6%)	0
TETANUS VACCINE	2 (0.6%)	1 (0.3%)	0
VARICELLA ZOSTER VACCINE	0	2 (0.6%)	1 (0.3%)
VARICELLA ZOSTER VACCINE RGE (CHO)	1 (0.3%)	1 (0.3%)	1 (0.3%)
INFLUENZA VACCINE INACT SAG 3V	2 (0.6%)	0	0
JNJ 78436735	0	2 (0.6%)	0
PNEUMOCOCCAL VACCINE CONJ 13V (CRM197)	2 (0.6%)	0	0
DIPHTHERIA VACCINE TOXOID;PERTUSSIS VACCINE ACELLULAR;TETANUS VACCINE TOXOID	0	1 (0.3%)	0
DIPHTHERIA VACCINE TOXOID;TETANUS VACCINE TOXOID	0	1 (0.3%)	0
HEPATITIS A VACCINE	0	0	1 (0.3%)
HEPATITIS B VACCINE RHBSAG (YEAST)	1 (0.3%)	0	0
HIB VACCINE	1 (0.3%)	0	0
INFLUENZA VACCINE INACT WHOLE 3V	1 (0.3%)	0	0
MENINGOCOCCAL VACCINE B	1 (0.3%)	0	0
OTHER VACCINES	0	0	1 (0.3%)
PNEUMOCOCCAL VACCINE CONJ 7V (CRM197)	0	0	1 (0.3%)
TETANUS VACCINE TOXOID	1 (0.3%)	0	0
TYPHOID VACCINE	0	0	1 (0.3%)
VASOPROTECTIVES			
Total number of patients with at least one treatment	53 (16.7%)	66 (20.7%)	62 (19.7%)
Total number of treatments	94	96	90
NIFEDIPINE	6 (1.9%)	8 (2.5%)	12 (3.8%)
GLYCERYL TRINITRATE	5 (1.6%)	12 (3.8%)	7 (2.2%)
LIDOCAINE	8 (2.5%)	7 (2.2%)	8 (2.5%)
HEPARIN	7 (2.2%)	7 (2.2%)	6 (1.9%)
DEXAMETHASONE	7 (2.2%)	4 (1.3%)	5 (1.6%)
PREDNISOLONE	8 (2.5%)	4 (1.3%)	2 (0.6%)
CALCIUM DOBESILATE	2 (0.6%)	5 (1.6%)	4 (1.3%)
DIOSMIN;HESPERIDIN	1 (0.3%)	6 (1.9%)	3 (1.0%)
HYDROCORTISONE	4 (1.3%)	2 (0.6%)	2 (0.6%)
DILTIAZEM	3 (0.9%)	3 (0.9%)	1 (0.3%)
ANTIBIOTICS	3 (0.9%)	1 (0.3%)	2 (0.6%)

ASCORBIC ACID;RUTOSIDE	0	1 (0.3%)	3 (1.0%)
BETAMETHASONE	1 (0.3%)	2 (0.6%)	1 (0.3%)
DILTIAZEM HYDROCHLORIDE	1 (0.3%)	1 (0.3%)	2 (0.6%)
DIOSMIN	1 (0.3%)	2 (0.6%)	1 (0.3%)
TRIAMCINOLONE	1 (0.3%)	2 (0.6%)	1 (0.3%)
TRIAMCINOLONE ACETONIDE	1 (0.3%)	2 (0.6%)	1 (0.3%)
ZINC	2 (0.6%)	1 (0.3%)	1 (0.3%)
AESCULUS HIPPOCASTANUM EXTRACT	1 (0.3%)	2 (0.6%)	0
ASCORBIC ACID;HESPERIDIN METHYL CHALCONE;RUSCUS ACULEATUS	1 (0.3%)	0	2 (0.6%)
BECLOMETASONE DIPROPIONATE	0	2 (0.6%)	1 (0.3%)
FLUOCINONIDE	1 (0.3%)	1 (0.3%)	1 (0.3%)
GLUCOSE;SODIUM CHLORIDE	0	1 (0.3%)	2 (0.6%)
ISOSORBIDE DINITRATE	0	2 (0.6%)	1 (0.3%)
BECLOMETASONE	0	2 (0.6%)	0
BENZOCAINE	1 (0.3%)	0	1 (0.3%)
HEPARIN SODIUM	1 (0.3%)	0	1 (0.3%)
HEPARINOID	0	1 (0.3%)	1 (0.3%)
MUCOPOLYSACCHARIDE POLYSULFURIC ACID ESTER	1 (0.3%)	0	1 (0.3%)
OLEA EUROPAEA LEAF	1 (0.3%)	0	1 (0.3%)
PHENYLEPHRINE	1 (0.3%)	0	1 (0.3%)
ACHILLEA MILLEFOLIUM	0	1 (0.3%)	0
ALLANTOIN;LIDOCAINE;PREDNISOLONE ACETATE;TOCOPHERYL ACETATE	0	1 (0.3%)	0
ANESTHETICS, LOCAL	1 (0.3%)	0	0
ARNICA MONTANA	0	1 (0.3%)	0
ASCORBIC ACID;CALCIUM;RUTOSIDE	1 (0.3%)	0	0
DEXAMETHASONE SODIUM PHOSPHATE	1 (0.3%)	0	0
DIETHYLAMINE SALICYLATE;ESCIN	0	0	1 (0.3%)
ESCIN	1 (0.3%)	0	0
FLUOCINOLONE ACETONIDE	0	1 (0.3%)	0
HESPERIDIN	0	0	1 (0.3%)
HYALURONATE SODIUM	0	0	1 (0.3%)
HYDROCORTISONE ACETATE	0	0	1 (0.3%)
HYDROCORTISONE SODIUM SUCCINATE	1 (0.3%)	0	0
LIDOCAINE;TRIAMCINOLONE	0	0	1 (0.3%)
MUSCLE RELAXANTS	1 (0.3%)	0	0
OTHER AGENTS FOR TREATMENT OF HEMORRHOIDS AND ANAL FISSURES FOR TOPICAL USE	1 (0.3%)	0	0
OXETACAINE	0	1 (0.3%)	0
PHENOL	0	0	1 (0.3%)
PRAMOCAINE HYDROCHLORIDE	0	1 (0.3%)	0
PREDNISOLONE ACETATE	1 (0.3%)	0	0
PYCNOGENOL	1 (0.3%)	0	0
TROXERUTIN	0	1 (0.3%)	0
VITIS VINIFERA	0	0	1 (0.3%)
VITIS VINIFERA EXTRACT	0	0	1 (0.3%)
VITIS VINIFERA SEED	0	0	1 (0.3%)
VITAMINS			
Total number of patients with at least one treatment	80 (25.2%)	83 (26.0%)	69 (21.9%)
Total number of treatments	116	128	106
COLECALCIFEROL	23 (7.3%)	24 (7.5%)	21 (6.7%)
VITAMINS NOS	14 (4.4%)	19 (6.0%)	9 (2.9%)
VITAMIN D NOS	14 (4.4%)	12 (3.8%)	11 (3.5%)
ASCORBIC ACID	5 (1.6%)	14 (4.4%)	8 (2.5%)
ERGOCALCIFEROL	7 (2.2%)	8 (2.5%)	3 (1.0%)
MINERALS NOS;VITAMINS NOS	5 (1.6%)	9 (2.8%)	2 (0.6%)
VITAMIN B COMPLEX	7 (2.2%)	5 (1.6%)	4 (1.3%)
BIOTIN	5 (1.6%)	3 (0.9%)	2 (0.6%)
CALCITRIOL	6 (1.9%)	3 (0.9%)	1 (0.3%)
CYANOCOBALAMIN;PYRIDOXINE HYDROCHLORIDE;THIAMINE HYDROCHLORIDE	1 (0.3%)	2 (0.6%)	4 (1.3%)
THIAMINE	3 (0.9%)	2 (0.6%)	2 (0.6%)
RETINOL	2 (0.6%)	1 (0.3%)	2 (0.6%)
VITAMIN B NOS	0	3 (0.9%)	2 (0.6%)
AMINO ACIDS NOS;HERBAL NOS;MINERALS NOS;VITAMINS NOS	2 (0.6%)	0	2 (0.6%)
NICOTINIC ACID	2 (0.6%)	0	2 (0.6%)
VITAMIN B-COMPLEX, OTHER COMBINATIONS	2 (0.6%)	0	2 (0.6%)
VITAMIN E NOS	2 (0.6%)	1 (0.3%)	1 (0.3%)
BENFOTIAMINE	0	1 (0.3%)	2 (0.6%)
COD-LIVER OIL	1 (0.3%)	1 (0.3%)	1 (0.3%)
PYRIDOXINE HYDROCHLORIDE	1 (0.3%)	1 (0.3%)	1 (0.3%)
ASCORBIC ACID;HERBAL NOS;LEVOGLUTAMIDE;LYSINE;MAGNESIUM;MANGANESE;RETINOL;RIBOFLAVIN;SELENIUM;TOCOPHEROL;ZINC	0	1 (0.3%)	1 (0.3%)
CALCIFEDIOL	1 (0.3%)	1 (0.3%)	0
CYANOCOBALAMIN;PYRIDOXINE HYDROCHLORIDE;THIAMINE HYDROCHLORIDE;THIOCTIC ACID	2 (0.6%)	0	0
FURSULTIAMINE;RIBOFLAVIN	1 (0.3%)	1 (0.3%)	0
MAGNESIUM;PYRIDOXINE HYDROCHLORIDE	0	2 (0.6%)	0
PANTOTHENIC ACID	1 (0.3%)	0	1 (0.3%)
RIBOFLAVIN	1 (0.3%)	0	1 (0.3%)
SELENIUM;THIOCTIC ACID;VITAMIN E NOS	0	2 (0.6%)	0
THIAMINE HYDROCHLORIDE	1 (0.3%)	0	1 (0.3%)
AMINOBENZOIC ACID;ASCORBIC ACID;BIOTIN;CALCIUM PANTOTHENATE;CHOLINE BITARTRATE;COLECALCIFEROL;COLLAGEN;CYANOCOBALAMIN;EQUISETUM ARVENSE HERB;FERROUS GLUCONATE;FOLIC ACID;HYALURONATE SODIUM;MANGANESE GLUCONATE;NICOTINAMIDE;PYRIDOXINE HYDROCHLORIDE;RETINOL PALMITATE;RIBOFLAVIN;SELENIUM;SIDEROXYLON SPINOSUM OIL;THIAMINE MONONITRATE;THIOCTIC ACID;TOCOPHERYL ACETATE;ZINC GLUCONATE	0	0	1 (0.3%)

ASCORBIC ACID;BETACAROTENE;BIOTIN;CALCIUM CARBONATE;CALCIUM PANTOTHENATE;CHROMIC CHLORIDE;COLECALCIFEROL;CUPRIC OXIDE;CYANOCOBALAMIN;DL-ALPHA TOCOPHERYL ACETATE;FERROUS FUMARATE;FOLIC ACID;MAGNESIUM OXIDE;MANGANESE SULFATE;NICOTINAMIDE;PHYTOMENADIONE;PYRIDOXINE HYDROCHLORIDE;RETINOL ACETATE;RIBOFLAVIN;SODIUM SELENATE;THIAMINE MONONITRATE;ZINC OXIDE	0	0	1 (0.3%)
ASCORBIC ACID;BIOTIN;CALCIUM PANTOTHENATE;CHOLINE BITARTRATE;COLECALCIFEROL;CYANOCOBALAMIN;DL-ALPHA TOCOPHERYL ACETATE;FOLIC ACID;INOSITOL;INULIN;MAGNESIUM CITRATE;NICOTINAMIDE;PYRIDOXINE HYDROCHLORIDE;RETINOL PALMITATE;ZINC CITRATE	1 (0.3%)	0	0
ASCORBIC ACID;BIOTIN;CALCIUM PANTOTHENATE;CYANOCOBALAMIN;FOLIC ACID;NICOTINAMIDE;PYRIDOXINE HYDROCHLORIDE;RIBOFLAVIN;THIAMINE HYDROCHLORIDE	1 (0.3%)	0	0
ASCORBIC ACID;BIOTIN;CALCIUM;CALCIUM PHOSPHATE DIBASIC;CHROMIC CHLORIDE;COPPER;ERGOCALCIFEROL;FOLIC ACID;IODINE;IRON;MAGNESIUM;MANGANESE;MOLYBDENUM;NICOTINAMIDE;PANTOTHENIC ACID;PHYTOMENADIONE;POTASSIUM CHLORIDE;PYRIDOXINE HYDROCHLORIDE;RETINOL;RIBOFLAVIN;SELENIUM;THIAMINE HYDROCHLORIDE;TOCOPHEROL;VITAMIN B12 NOS;ZINC	0	1 (0.3%)	0
ASCORBIC ACID;BIOTIN;CYANOCOBALAMIN;FERROUS FUMARATE;FOLIC ACID;FURSULTIAMINE HYDROCHLORIDE;NICOTINAMIDE;PYRIDOXINE HYDROCHLORIDE;RIBOFLAVIN TETRABUTYRATE;SELENIUM;TOCOPHERYL ACETATE;ZINC OXIDE	1 (0.3%)	0	0
ASCORBIC ACID;BIOTIN;DL-ALPHA TOCOPHEROL	0	1 (0.3%)	0
ASCORBIC ACID;CALCIUM;CHROMIUM;FOLIC ACID;MAGNESIUM;PANTOTHENIC ACID;PYRIDOXINE HYDROCHLORIDE;RETINOL;VITAMIN B12 NOS;VITAMIN D NOS;VITAMIN E NOS	0	1 (0.3%)	0
ASCORBIC ACID;CHROMIUM;COPPER;CYANOCOBALAMIN;FOLIC ACID;IODINE;MAGNESIUM;MANGANESE;MOLYBDENUM;NICOTINIC ACID;PANTOTHENIC ACID;POTASSIUM;PYRIDOXINE HYDROCHLORIDE;RETINOL;RIBOFLAVIN;SELENIUM;THIAMINE;TOCOPHEROL;VITAMIN D NOS;ZINC	0	0	1 (0.3%)
ASCORBIC ACID;COLECALCIFEROL;COPPER SULFATE;CYANOCOBALAMIN;DL-ALPHA TOCOPHERYL ACETATE;FOLIC ACID;GLUTATHIONE;MANGANESE SULFATE;NICOTINAMIDE;OMEGA-3 FATTY ACIDS;PYRIDOXINE HYDROCHLORIDE;RIBOFLAVIN;SODIUM SELENATE;THIAMINE MONONITRATE;XANTOFYL;ZEAXANTHIN;ZINC OXIDE	0	1 (0.3%)	0
ASCORBIC ACID;COPPER GLUCONATE;FISH OIL;TOCOPHERYL ACETATE;XANTOFYL;ZEAXANTHIN;ZINC OXIDE	0	0	1 (0.3%)
ASCORBIC ACID;CYANOCOBALAMIN;FOLIC ACID;IRON;NICOTINAMIDE;PANTOTHENIC ACID;PYRIDOXINE HYDROCHLORIDE;RIBOFLAVIN;THIAMINE HYDROCHLORIDE	1 (0.3%)	0	0
ASCORBIC ACID;FERROUS GLUCONATE;VITAMINS NOS	0	0	1 (0.3%)
ASCORBIC ACID;SODIUM CHLORIDE	0	0	1 (0.3%)
ASCORBIC ACID;VITAMIN B COMPLEX	0	0	1 (0.3%)
ASCORBIC ACID;VITAMIN B NOS	0	1 (0.3%)	0
BENFOTIAMINE;PYRIDOXINE HYDROCHLORIDE	0	0	1 (0.3%)
BIOFLAVONOIDS NOS;MINERALS NOS;VITAMINS NOS	0	1 (0.3%)	0
BIOFLAVONOIDS NOS;VITAMINS NOS	0	0	1 (0.3%)
BIOTIN;CALCIUM PANTOTHENATE;CHOLINE BITARTRATE;CYANOCOBALAMIN;FOLIC ACID;INOSITOL;NICOTINAMIDE;PYRIDOXINE HYDROCHLORIDE;RIBOFLAVIN;THIAMINE HYDROCHLORIDE	0	1 (0.3%)	0
CALCIUM CARBONATE;VITAMIN D NOS	0	0	1 (0.3%)
CALCIUM PANTOTHENATE;CYANOCOBALAMIN;FOLIC ACID;NICOTINAMIDE;PYRIDOXINE HYDROCHLORIDE;RIBOFLAVIN;THIAMINE MONONITRATE;ZINC OXIDE	1 (0.3%)	0	0
CYANOCOBALAMIN;FOLIC ACID;THIAMINE MONONITRATE;THIOCTIC ACID	1 (0.3%)	0	0
CYANOCOBALAMIN;PYRIDOXINE HYDROCHLORIDE;THIAMINE	0	0	1 (0.3%)
DEXPANTHENOL	0	0	1 (0.3%)
FOLIC ACID;IRON;MINERALS NOS;VITAMINS NOS	0	1 (0.3%)	0
FOLIC ACID;MINERALS NOS;VITAMINS NOS	0	0	1 (0.3%)
HERBAL NOS;MINERALS NOS;VITAMINS NOS	0	0	1 (0.3%)
MAGNESIUM LACTATE;PYRIDOXINE HYDROCHLORIDE	0	0	1 (0.3%)
MAGNESIUM OXIDE;PYRIDOXINE HYDROCHLORIDE	0	0	1 (0.3%)
PYRIDOXINE HYDROCHLORIDE;THIAMINE HYDROCHLORIDE;VITAMIN B12 NOS	1 (0.3%)	0	0
TOCOPHEROL	0	1 (0.3%)	0
VITAMIN B1 IN COMBINATION WITH VITAMIN B6 AND/OR VITAMIN B12	0	0	1 (0.3%)
YEAST DRIED	0	0	1 (0.3%)

Treatments are coded using the WHO Drug Global B3 Format dictionary Version September 1, 2020.
Treatments can appear under multiple classes.
Multiple uses of a specific medication for a patient were counted once in the frequency for the medication. Likewise, multiple uses within a specific medication class for a patient were counted once in the frequency for the medication class.
For frequency counts in the "total number of treatments", multiple uses of the same treatment for a patient were counted separately.
Clinical cut-off: YOSEMITE 01NOV2021 and RHINE 28OCT2021

Program: root/clinical_studies/RO6867461/CDT70122/share/ACE_pool_DME_Base/prod/program/t_cm.sas
Output: root/clinical_studies/RO6867461/CDT70122/share/ACE_pool_DME_CSR_Final/prod/output/t_cm_CONC_NOCUL_RHINE_IT_OCTNOV2021_DME.xls
15JUL2022 10:42

POPULATION: Intent-to-Treat Population, YOSEMITE
ENDPOINT: --
MODEL: descriptive
STUDY: GR40349 & GR40398
Concomitant Non-Ocular Medications by Medication Class and Preferred Name

ATC Class Level 2 Other Treatment	Faricimab (N=315)	Faricimab (PTI) (N=313)	Aflibercept (N=312)
Total number of patients with at least one treatment	312 (99.0%)	312 (99.7%)	311 (99.7%)
Total number of treatments	4678	4541	4431
AGENTS ACTING ON THE RENIN-ANGIOTENSIN SYSTEM			
Total number of patients with at least one treatment	232 (73.7%)	217 (69.3%)	224 (71.8%)
Total number of treatments	298	264	288
LISINOPRIL	87 (27.6%)	65 (20.8%)	74 (23.7%)
LOSARTAN	30 (9.5%)	44 (14.1%)	38 (12.2%)
RAMIPRIL	24 (7.6%)	20 (6.4%)	31 (9.9%)
TELMISARTAN	9 (2.9%)	12 (3.8%)	8 (2.6%)
CAPTOPRIL	11 (3.5%)	8 (2.6%)	6 (1.9%)
VALSARTAN	7 (2.2%)	8 (2.6%)	10 (3.2%)
LOSARTAN POTASSIUM	9 (2.9%)	7 (2.2%)	8 (2.6%)
IRBESARTAN	9 (2.9%)	6 (1.9%)	7 (2.2%)
ENALAPRIL	6 (1.9%)	7 (2.2%)	6 (1.9%)
HYDROCHLOROTHIAZIDE;LISINOPRIL	10 (3.2%)	1 (0.3%)	6 (1.9%)
PERINDOPRIL ERBUMINE	3 (1.0%)	4 (1.3%)	6 (1.9%)
AMLODIPINE BESILATE;PERINDOPRIL ARGININE	6 (1.9%)	2 (0.6%)	3 (1.0%)
OLMESARTAN	4 (1.3%)	3 (1.0%)	4 (1.3%)
PERINDOPRIL	4 (1.3%)	5 (1.6%)	2 (0.6%)
AMLODIPINE BESILATE;VALSARTAN	3 (1.0%)	3 (1.0%)	4 (1.3%)
AMLODIPINE BESILATE;INDAPAMIDE;PERINDOPRIL ARGININE	6 (1.9%)	3 (1.0%)	0
HYDROCHLOROTHIAZIDE;VALSARTAN	0	2 (0.6%)	5 (1.6%)
OLMESARTAN MEDOXOMIL	4 (1.3%)	3 (1.0%)	0
AMLODIPINE BESILATE;PERINDOPRIL ERBUMINE	3 (1.0%)	3 (1.0%)	0
AZILSARTAN	1 (0.3%)	3 (1.0%)	2 (0.6%)
CANDESARTAN CILEXETIL	1 (0.3%)	3 (1.0%)	2 (0.6%)
HYDROCHLOROTHIAZIDE;LOSARTAN	1 (0.3%)	2 (0.6%)	3 (1.0%)
HYDROCHLOROTHIAZIDE;LOSARTAN POTASSIUM	2 (0.6%)	2 (0.6%)	2 (0.6%)
INDAPAMIDE;PERINDOPRIL ARGININE	2 (0.6%)	3 (1.0%)	1 (0.3%)
INDAPAMIDE;PERINDOPRIL ERBUMINE	0	3 (1.0%)	3 (1.0%)
PERINDOPRIL ARGININE	0	2 (0.6%)	4 (1.3%)
ENALAPRIL MALEATE	0	2 (0.6%)	3 (1.0%)
AMLODIPINE BESILATE;IRBESARTAN	2 (0.6%)	0	2 (0.6%)
AMLODIPINE BESILATE;RAMIPRIL	0	3 (1.0%)	1 (0.3%)
BENAZEPRIL	3 (1.0%)	1 (0.3%)	0
CANDESARTAN	1 (0.3%)	0	3 (1.0%)
CANDESARTAN CILEXETIL;HYDROCHLOROTHIAZIDE	1 (0.3%)	0	3 (1.0%)
AMLODIPINE BESILATE;INDAPAMIDE;PERINDOPRIL ERBUMINE	2 (0.6%)	0	1 (0.3%)
AMLODIPINE BESILATE;LISINOPRIL DIHYDRATE	0	1 (0.3%)	2 (0.6%)
AMLODIPINE BESILATE;TELMISARTAN	1 (0.3%)	1 (0.3%)	1 (0.3%)
BENAZEPRIL HYDROCHLORIDE	1 (0.3%)	1 (0.3%)	1 (0.3%)
HYDROCHLOROTHIAZIDE;IRBESARTAN	2 (0.6%)	1 (0.3%)	0
HYDROCHLOROTHIAZIDE;OLMESARTAN MEDOXOMIL	0	1 (0.3%)	2 (0.6%)
HYDROCHLOROTHIAZIDE;TELMISARTAN	2 (0.6%)	0	1 (0.3%)
INDAPAMIDE;PERINDOPRIL	2 (0.6%)	1 (0.3%)	0
LISINOPRIL DIHYDRATE	2 (0.6%)	0	1 (0.3%)
QUINAPRIL	1 (0.3%)	2 (0.6%)	0
AMLODIPINE BESILATE;BENAZEPRIL HYDROCHLORIDE	0	1 (0.3%)	1 (0.3%)
AMLODIPINE BESILATE;CANDESARTAN CILEXETIL	1 (0.3%)	1 (0.3%)	0
AMLODIPINE BESILATE;OLMESARTAN MEDOXOMIL	1 (0.3%)	1 (0.3%)	0
AMLODIPINE;RAMIPRIL	2 (0.6%)	0	0
ENALAPRIL;HYDROCHLOROTHIAZIDE	1 (0.3%)	0	1 (0.3%)
ENALAPRILAT	1 (0.3%)	1 (0.3%)	0
FOSINOPRIL	1 (0.3%)	1 (0.3%)	0
FOSINOPRIL SODIUM	2 (0.6%)	0	0
HYDROCHLOROTHIAZIDE;RAMIPRIL	1 (0.3%)	0	1 (0.3%)
IMIDAPRIL HYDROCHLORIDE	0	1 (0.3%)	1 (0.3%)
QUINAPRIL HYDROCHLORIDE	0	1 (0.3%)	1 (0.3%)
TRANDOLAPRIL;VERAPAMIL HYDROCHLORIDE	1 (0.3%)	1 (0.3%)	0
ZOFENOPRIL CALCIUM	1 (0.3%)	1 (0.3%)	0
AMLODIPINE BESILATE;AZILSARTAN	1 (0.3%)	0	0
AMLODIPINE BESILATE;HYDROCHLOROTHIAZIDE;VALSARTAN	0	0	1 (0.3%)
AMLODIPINE;OLMESARTAN	1 (0.3%)	0	0
AMLODIPINE;TELMISARTAN	0	0	1 (0.3%)
AZELNIDIPINE;OLMESARTAN MEDOXOMIL	1 (0.3%)	0	0
AZILSARTAN;CHLORTALIDONE	0	0	1 (0.3%)
BISOPROLOL FUMARATE;PERINDOPRIL ARGININE	1 (0.3%)	0	0
CILAZAPRIL;HYDROCHLOROTHIAZIDE	0	1 (0.3%)	0
ENALAPRIL MALEATE;HYDROCHLOROTHIAZIDE	0	0	1 (0.3%)

FOSINOPRIL SODIUM;HYDROCHLOROTHIAZIDE	1 (0.3%)	0	0
HYDROCHLOROTHIAZIDE;IRBESARTAN HYDROCHLORIDE	0	0	1 (0.3%)
HYDROCHLOROTHIAZIDE;LISINOPRIL DIHYDRATE	0	0	1 (0.3%)
HYDROCHLOROTHIAZIDE;OLMESARTAN	0	1 (0.3%)	0
HYDROCHLOROTHIAZIDE;QUINAPRIL	1 (0.3%)	0	0
HYDROCHLOROTHIAZIDE;ZOFENOPRIL	1 (0.3%)	0	0
HYDROCHLOROTHIAZIDE;ZOFENOPRIL CALCIUM	0	1 (0.3%)	0
INDAPAMIDE;PERINDOPRIL TOSILATE	1 (0.3%)	0	0
IRBESARTAN HYDROCHLORIDE	0	1 (0.3%)	0
TRANDOLAPRIL	1 (0.3%)	0	0
ALL OTHER NON-THERAPEUTIC PRODUCTS			
Total number of patients with at least one treatment	47 (14.9%)	35 (11.2%)	31 (9.9%)
Total number of treatments	71	53	52
SODIUM CHLORIDE	28 (8.9%)	19 (6.1%)	12 (3.8%)
ASCORBIC ACID	21 (6.7%)	15 (4.8%)	16 (5.1%)
MENTHOL	2 (0.6%)	2 (0.6%)	0
ALL OTHER NON-THERAPEUTIC PRODUCTS	2 (0.6%)	1 (0.3%)	0
PENICILLIN NOS	0	1 (0.3%)	1 (0.3%)
SODIUM HYPOCHLORITE	2 (0.6%)	0	0
WATER FOR INJECTION	0	1 (0.3%)	1 (0.3%)
HYALURONIC ACID	0	0	1 (0.3%)
SODIUM CITRATE	0	0	1 (0.3%)
WATER PURIFIED	0	0	1 (0.3%)
ALL OTHER THERAPEUTIC PRODUCTS			
Total number of patients with at least one treatment	64 (20.3%)	53 (16.9%)	60 (19.2%)
Total number of treatments	87	76	78
ASCORBIC ACID	21 (6.7%)	15 (4.8%)	16 (5.1%)
VITAMIN B12 NOS	11 (3.5%)	8 (2.6%)	18 (5.8%)
OXYGEN	6 (1.9%)	8 (2.6%)	5 (1.6%)
IRON	3 (1.0%)	7 (2.2%)	6 (1.9%)
ALL OTHER THERAPEUTIC PRODUCTS	8 (2.5%)	4 (1.3%)	3 (1.0%)
CALCIUM CARBONATE	4 (1.3%)	4 (1.3%)	6 (1.9%)
ATROPINE	4 (1.3%)	4 (1.3%)	0
ACETYLCYSTEINE	1 (0.3%)	3 (1.0%)	3 (1.0%)
PATIROMER SORBITEX CALCIUM	3 (1.0%)	2 (0.6%)	2 (0.6%)
SEVELAMER	2 (0.6%)	2 (0.6%)	1 (0.3%)
CALCIUM;VITAMIN D NOS	1 (0.3%)	1 (0.3%)	2 (0.6%)
SODIUM POLYSTYRENE SULFONATE	2 (0.6%)	1 (0.3%)	1 (0.3%)
HERBAL NOS;MINERALS NOS;VITAMINS NOS	1 (0.3%)	2 (0.6%)	0
STEROIDS	2 (0.6%)	1 (0.3%)	0
ASCORBIC ACID;VACCINIUM MACROCARPON	0	1 (0.3%)	1 (0.3%)
CALCIUM ACETATE	1 (0.3%)	0	1 (0.3%)
CHONDROITIN SULFATE SODIUM	1 (0.3%)	1 (0.3%)	0
FLUMAZENIL	1 (0.3%)	0	1 (0.3%)
GLYCOPYRRONIUM BROMIDE	0	1 (0.3%)	1 (0.3%)
PROTAMINE	1 (0.3%)	1 (0.3%)	0
SEVELAMER CARBONATE	1 (0.3%)	0	1 (0.3%)
SUGAMMADEX	0	2 (0.6%)	0
SUGAMMADEX SODIUM	0	1 (0.3%)	1 (0.3%)
ACETYLCYSTEINE;SELENOMETHIONINE;SODIUM MOLYBDATE	0	1 (0.3%)	0
ADENOSINE	1 (0.3%)	0	0
COPPER	1 (0.3%)	0	0
CYSTEINE	0	0	1 (0.3%)
ESSENTIAL OILS NOS	0	0	1 (0.3%)
FERRIC CITRATE	1 (0.3%)	0	0
HONEY	1 (0.3%)	0	0
NALOXONE	1 (0.3%)	0	0
NALOXONE HYDROCHLORIDE	1 (0.3%)	0	0
PATIROMER	1 (0.3%)	0	0
SEVELAMER HYDROCHLORIDE	0	0	1 (0.3%)
SODIUM ZIRCONIUM CYCLOSILICATE	0	0	1 (0.3%)
TAURINE	0	0	1 (0.3%)
ALLERGENS			
Total number of patients with at least one treatment	0	0	1 (0.3%)
ALLERGENS NOS	0	0	1 (0.3%)
Total number of treatments	0	0	1
ANABOLIC AGENTS FOR SYSTEMIC USE			
Total number of patients with at least one treatment	2 (0.6%)	1 (0.3%)	0
Total number of treatments	3	1	0
STEROIDS	2 (0.6%)	1 (0.3%)	0
ANALGESICS			
Total number of patients with at least one treatment	211 (67.0%)	214 (68.4%)	205 (65.7%)
Total number of treatments	498	503	442
ACETYLSALICYLIC ACID	115 (36.5%)	138 (44.1%)	113 (36.2%)
PARACETAMOL	55 (17.5%)	57 (18.2%)	56 (17.9%)
GABAPENTIN	46 (14.6%)	38 (12.1%)	38 (12.2%)
METOPROLOL	31 (9.8%)	29 (9.3%)	28 (9.0%)
PREGABALIN	16 (5.1%)	13 (4.2%)	19 (6.1%)

TRAMADOL	18 (5.7%)	17 (5.4%)	8 (2.6%)
METOPROLOL TARTRATE	9 (2.9%)	14 (4.5%)	15 (4.8%)
METOPROLOL SUCCINATE	6 (1.9%)	15 (4.8%)	14 (4.5%)
MORPHINE	8 (2.5%)	11 (3.5%)	3 (1.0%)
OXYCODONE	7 (2.2%)	6 (1.9%)	7 (2.2%)
HYDROCODONE;PARACETAMOL	3 (1.0%)	10 (3.2%)	6 (1.9%)
HYDROCODONE	5 (1.6%)	4 (1.3%)	9 (2.9%)
METAMIZOLE SODIUM	4 (1.3%)	8 (2.6%)	6 (1.9%)
FENTANYL	7 (2.2%)	5 (1.6%)	5 (1.6%)
DULOXETINE HYDROCHLORIDE	7 (2.2%)	5 (1.6%)	4 (1.3%)
HYDROCODONE BITARTRATE;PARACETAMOL	5 (1.6%)	5 (1.6%)	6 (1.9%)
PARACETAMOL;TRAMADOL HYDROCHLORIDE	7 (2.2%)	3 (1.0%)	6 (1.9%)
CLONIDINE	4 (1.3%)	5 (1.6%)	4 (1.3%)
OXYCODONE HYDROCHLORIDE;PARACETAMOL	6 (1.9%)	6 (1.9%)	1 (0.3%)
DULOXETINE	6 (1.9%)	3 (1.0%)	2 (0.6%)
VENLAFAXINE HYDROCHLORIDE	5 (1.6%)	4 (1.3%)	2 (0.6%)
AMITRIPTYLINE	3 (1.0%)	2 (0.6%)	5 (1.6%)
VERAPAMIL	4 (1.3%)	3 (1.0%)	3 (1.0%)
TRAMADOL HYDROCHLORIDE	4 (1.3%)	4 (1.3%)	1 (0.3%)
CLONIDINE HYDROCHLORIDE	5 (1.6%)	1 (0.3%)	2 (0.6%)
HYDROMORPHONE	3 (1.0%)	5 (1.6%)	0
VENLAFAXINE	2 (0.6%)	2 (0.6%)	4 (1.3%)
CANNABIDIOL	1 (0.3%)	4 (1.3%)	1 (0.3%)
DEXTROMETHORPHAN HYDROBROMIDE;DOXYLAMINE SUCCINATE;EPHEDRINE SULFATE;ETHANOL;PARACETAMOL	2 (0.6%)	3 (1.0%)	1 (0.3%)
DEXTROMETHORPHAN HYDROBROMIDE;GUAIFENESIN;PARACETAMOL;PSEUDOEPHEDRINE HYDROCHLORIDE	1 (0.3%)	3 (1.0%)	2 (0.6%)
PROPRANOLOL	1 (0.3%)	3 (1.0%)	2 (0.6%)
ACETYLSALICYLIC ACID;ASCORBIC ACID	2 (0.6%)	2 (0.6%)	1 (0.3%)
CODEINE PHOSPHATE;PARACETAMOL	3 (1.0%)	0	2 (0.6%)
METAMIZOLE	2 (0.6%)	2 (0.6%)	1 (0.3%)
VERAPAMIL HYDROCHLORIDE	4 (1.3%)	0	1 (0.3%)
ACETYLSALICYLIC ACID;CAFFEINE;PARACETAMOL	1 (0.3%)	2 (0.6%)	1 (0.3%)
CANNABIS SATIVA	1 (0.3%)	2 (0.6%)	1 (0.3%)
DEXTROMETHORPHAN HYDROBROMIDE;DOXYLAMINE SUCCINATE;PARACETAMOL	1 (0.3%)	1 (0.3%)	2 (0.6%)
HYDROMORPHONE HYDROCHLORIDE	2 (0.6%)	0	2 (0.6%)
MENTHOL	2 (0.6%)	2 (0.6%)	0
TOPIRAMATE	2 (0.6%)	1 (0.3%)	1 (0.3%)
AMITRIPTYLINE HYDROCHLORIDE	1 (0.3%)	2 (0.6%)	0
CARBAMAZEPINE	3 (1.0%)	0	0
CHLORPHENAMINE MALEATE;PARACETAMOL	1 (0.3%)	2 (0.6%)	0
PETHIDINE HYDROCHLORIDE	1 (0.3%)	1 (0.3%)	1 (0.3%)
SUFENTANIL	1 (0.3%)	2 (0.6%)	0
SUMATRIPTAN	2 (0.6%)	1 (0.3%)	0
ACETYLSALICYLATE LYSINE	0	0	2 (0.6%)
ACETYLSALICYLIC ACID;MAGNESIUM HYDROXIDE	1 (0.3%)	1 (0.3%)	0
ANALGESICS	2 (0.6%)	0	0
CODEINE;PARACETAMOL	0	1 (0.3%)	1 (0.3%)
DEXTROMETHORPHAN HYDROBROMIDE;DOXYLAMINE SUCCINATE;PARACETAMOL;PHENYLEPHRINE HYDROCHLORIDE	0	1 (0.3%)	1 (0.3%)
DEXTROMETHORPHAN HYDROBROMIDE;GUAIFENESIN;PARACETAMOL;PHENYLEPHRINE HYDROCHLORIDE	0	1 (0.3%)	1 (0.3%)
DEXTROMETHORPHAN HYDROBROMIDE;PARACETAMOL;PSEUDOEPHEDRINE HYDROCHLORIDE	1 (0.3%)	0	1 (0.3%)
FENTANYL CITRATE	1 (0.3%)	0	1 (0.3%)
METAMIZOLE SODIUM MONOHYDRATE	0	2 (0.6%)	0
PENTAZOCINE	0	1 (0.3%)	1 (0.3%)
PETHIDINE	2 (0.6%)	0	0
VALPROATE SEMISODIUM	0	1 (0.3%)	1 (0.3%)
ACECLOFENAC;PARACETAMOL	1 (0.3%)	0	0
ACETYLSALICYLIC ACID;ALUMINIUM GLYCINATE;MAGNESIUM CARBONATE	0	0	1 (0.3%)
ACETYLSALICYLIC ACID;ALUMINIUM HYDROXIDE GEL, DRIED;CAFFEINE;MAGNESIUM HYDROXIDE;PARACETAMOL	0	1 (0.3%)	0
ACETYLSALICYLIC ACID;CALCIUM CARBONATE	0	0	1 (0.3%)
ASCORBIC ACID;PARACETAMOL;PHENIRAMINE MALEATE	0	0	1 (0.3%)
ASCORBIC ACID;RUTOSIDE;SALICYLAMIDE	0	1 (0.3%)	0
ATROPA BELLADONNA TOTAL ALKALOID EXTRACT;BENFOTIAMINE;BROMHEXINE HYDROCHLORIDE;CAFFEINE;CLEMASTINE FUMARATE;DIHYDROCODEINE PHOSPHATE;METHYLEPHEDRINE HYDROCHLORIDE-DL;NOSCAPINE;PARACETAMOL	1 (0.3%)	0	0
BENFOTIAMINE;CAFFEINE;CLEMASTINE FUMARATE;DIHYDROCODEINE PHOSPHATE;METHYLEPHEDRINE HYDROCHLORIDE-DL;NOSCAPINE;PARACETAMOL;SULFOGAIACOL	0	1 (0.3%)	0
BOTULINUM TOXIN TYPE A	1 (0.3%)	0	0
BROMPHENIRAMINE MALEATE;CAFFEINE;PARACETAMOL	0	0	1 (0.3%)
CAFFEINE;CHLORPHENAMINE MALEATE;PARACETAMOL;SALICYLAMIDE	0	0	1 (0.3%)
CAFFEINE;CODEINE PHOSPHATE;PARACETAMOL	0	1 (0.3%)	0
CAFFEINE;CODEINE PHOSPHATE;PARACETAMOL;PIPERYLONE MALEATE	0	0	1 (0.3%)
CAFFEINE;DIHYDROCODEINE BITARTRATE;PARACETAMOL	1 (0.3%)	0	0
CALCIUM BROMIDE;CINCHOCAINE HYDROCHLORIDE;SALICYLATE SODIUM	1 (0.3%)	0	0
CHLORPHENAMINE MALEATE;DEXTROMETHORPHAN;PARACETAMOL;PHENYLEPHRINE HYDROCHLORIDE	1 (0.3%)	0	0
CHLORPHENAMINE MALEATE;PARACETAMOL;PHENYLEPHRINE BITARTRATE	0	0	1 (0.3%)
CHLORPHENAMINE MALEATE;PARACETAMOL;PHENYLEPHRINE HYDROCHLORIDE	0	1 (0.3%)	0
CLOMIPRAMINE	0	1 (0.3%)	0
CODEINE PHOSPHATE;NAPROXEN SODIUM	0	1 (0.3%)	0
CYANOCOBALAMIN;GABAPENTIN;THIAMINE	0	0	1 (0.3%)
DEXKETOPROFEN TROMETAMOL;TRAMADOL HYDROCHLORIDE	0	0	1 (0.3%)
DEXTROMETHORPHAN HYDROBROMIDE;PARACETAMOL;PHENYLEPHRINE HYDROCHLORIDE	0	0	1 (0.3%)
DEXTROMETHORPHAN;GUAIFENESIN;PARACETAMOL;PHENYLEPHRINE	0	0	1 (0.3%)
DEXTROMETHORPHAN;LORATADINE;PARACETAMOL	1 (0.3%)	0	0
DIHYDROCODEINE BITARTRATE	1 (0.3%)	0	0

DIHYDROCODEINE PHOSPHATE	0	1 (0.3%)	0
DIPHENHYDRAMINE CITRATE;PARACETAMOL	1 (0.3%)	0	0
DIPHENHYDRAMINE HYDROCHLORIDE;PARACETAMOL	0	0	1 (0.3%)
ERENUMAB	1 (0.3%)	0	0
METAMIZOLE MAGNESIUM	0	1 (0.3%)	0
METHADONE	1 (0.3%)	0	0
MILNACIPRAN HYDROCHLORIDE	0	0	1 (0.3%)
MIROGABALIN BESILATE	0	1 (0.3%)	0
NALOXONE;PENTAZOCINE	0	1 (0.3%)	0
NARATRIPTAN	0	1 (0.3%)	0
OPIOIDS	1 (0.3%)	0	0
OXCARBAZEPINE	0	0	1 (0.3%)
OXYCODONE HYDROCHLORIDE	0	1 (0.3%)	0
OXYCODONE;PARACETAMOL	0	0	1 (0.3%)
PAMABROM;PARACETAMOL	0	1 (0.3%)	0
PARACETAMOL;PHENYLEPHRINE HYDROCHLORIDE	0	1 (0.3%)	0
PROPRANOLOL HYDROCHLORIDE	0	0	1 (0.3%)
RIZATRIPTAN BENZOATE	0	0	1 (0.3%)
SALICYLIC ACID	1 (0.3%)	0	0
VALPROIC ACID	1 (0.3%)	0	0
VASOCONSTRICTORS	1 (0.3%)	0	0
ANESTHETICS			
Total number of patients with at least one treatment	20 (6.3%)	16 (5.1%)	11 (3.5%)
Total number of treatments	43	33	28
LIDOCAINE	11 (3.5%)	9 (2.9%)	6 (1.9%)
FENTANYL	7 (2.2%)	5 (1.6%)	5 (1.6%)
PROPOFOL	5 (1.6%)	5 (1.6%)	3 (1.0%)
BUPIVACAINE HYDROCHLORIDE	1 (0.3%)	1 (0.3%)	2 (0.6%)
ANESTHETICS, GENERAL	0	0	3 (1.0%)
REMIFENTANIL HYDROCHLORIDE	1 (0.3%)	1 (0.3%)	1 (0.3%)
SUFENTANIL	1 (0.3%)	2 (0.6%)	0
BENZOCAINE	2 (0.6%)	0	0
CAPSAICIN	0	2 (0.6%)	0
FENTANYL CITRATE	1 (0.3%)	0	1 (0.3%)
KETAMINE	1 (0.3%)	1 (0.3%)	0
BENZOCAINE;MENTHOL	1 (0.3%)	0	0
BUPIVACAINE;EPINEPHRINE	0	0	1 (0.3%)
BUTYL AMINOBENZOATE	1 (0.3%)	0	0
DESFLURANE	0	0	1 (0.3%)
EPINEPHRINE BITARTRATE;LIDOCAINE HYDROCHLORIDE	1 (0.3%)	0	0
EPINEPHRINE;LIDOCAINE HYDROCHLORIDE	0	1 (0.3%)	0
ETOMIDATE	1 (0.3%)	0	0
LEVOBUPIVACAINE HYDROCHLORIDE	0	1 (0.3%)	0
LIDOCAINE HYDROCHLORIDE	1 (0.3%)	0	0
MEPIVACAINE	0	1 (0.3%)	0
OXETACAINE	1 (0.3%)	0	0
ROPIVACAINE	0	1 (0.3%)	0
ROPIVACAINE HYDROCHLORIDE	0	0	1 (0.3%)
SYZYGIUM AROMATICUM	1 (0.3%)	0	0
ANTHELMINTICS			
Total number of patients with at least one treatment	1 (0.3%)	1 (0.3%)	2 (0.6%)
Total number of treatments	1	1	2
IVERMECTIN	1 (0.3%)	1 (0.3%)	0
MORINDA CITRIFOLIA	0	0	2 (0.6%)
ANTI-ACNE PREPARATIONS			
Total number of patients with at least one treatment	87 (27.6%)	68 (21.7%)	71 (22.8%)
Total number of treatments	123	129	92
IBUPROFEN	28 (8.9%)	22 (7.0%)	30 (9.6%)
AZITHROMYCIN	24 (7.6%)	13 (4.2%)	16 (5.1%)
DOXYCYCLINE	13 (4.1%)	17 (5.4%)	10 (3.2%)
CLINDAMYCIN	14 (4.4%)	9 (2.9%)	9 (2.9%)
DEXAMETHASONE	9 (2.9%)	12 (3.8%)	3 (1.0%)
METHYLPREDNISOLONE	6 (1.9%)	6 (1.9%)	5 (1.6%)
DEXAMETHASONE SODIUM PHOSPHATE	2 (0.6%)	4 (1.3%)	1 (0.3%)
METHYLPREDNISOLONE ACETATE	2 (0.6%)	2 (0.6%)	1 (0.3%)
RETINOL	0	3 (1.0%)	1 (0.3%)
CHLORHEXIDINE	2 (0.6%)	0	1 (0.3%)
DIMETICONE	2 (0.6%)	0	1 (0.3%)
METHYLPREDNISOLONE SODIUM SUCCINATE	0	2 (0.6%)	1 (0.3%)
MINOCYCLINE HYDROCHLORIDE	1 (0.3%)	0	2 (0.6%)
CHLORAMPHENICOL	1 (0.3%)	1 (0.3%)	0
CHLORHEXIDINE GLUCONATE	1 (0.3%)	1 (0.3%)	0
ERYTHROMYCIN	0	1 (0.3%)	1 (0.3%)
MINOCYCLINE	0	1 (0.3%)	1 (0.3%)
ADAPALENE	0	1 (0.3%)	0
CLINDAMYCIN HYDROCHLORIDE	0	0	1 (0.3%)
CLINDAMYCIN PHOSPHATE	0	1 (0.3%)	0
IBUPROFEN PICONOL	0	1 (0.3%)	0
SALICYLIC ACID	1 (0.3%)	0	0

ANTI-PARKINSON DRUGS			
Total number of patients with at least one treatment	17 (5.4%)	11 (3.5%)	11 (3.5%)
Total number of treatments	21	14	15
DIPHENHYDRAMINE HYDROCHLORIDE	14 (4.4%)	4 (1.3%)	7 (2.2%)
DIPHENHYDRAMINE	4 (1.3%)	2 (0.6%)	3 (1.0%)
PRAMIPEXOLE	0	2 (0.6%)	1 (0.3%)
ROPINIROLE	2 (0.6%)	1 (0.3%)	0
BENSERAZIDE HYDROCHLORIDE;LEVODOPA	0	2 (0.6%)	0
BIPERIDEN	0	1 (0.3%)	0
BROMOCRIPTINE MESILATE	0	1 (0.3%)	0
ORPHENADRINE	0	0	1 (0.3%)
RASAGILINE	0	1 (0.3%)	0
ANTIANEMIC PREPARATIONS			
Total number of patients with at least one treatment	47 (14.9%)	59 (18.8%)	69 (22.1%)
Total number of treatments	65	80	111
FERROUS SULFATE	10 (3.2%)	10 (3.2%)	17 (5.4%)
VITAMIN B12 NOS	11 (3.5%)	8 (2.6%)	18 (5.8%)
CYANOCOBALAMIN	5 (1.6%)	13 (4.2%)	14 (4.5%)
FOLIC ACID	5 (1.6%)	18 (5.8%)	5 (1.6%)
IRON	3 (1.0%)	7 (2.2%)	6 (1.9%)
MINERALS NOS;VITAMINS NOS	8 (2.5%)	4 (1.3%)	4 (1.3%)
MECOBALAMIN	4 (1.3%)	3 (1.0%)	6 (1.9%)
VITAMIN B NOS	2 (0.6%)	4 (1.3%)	5 (1.6%)
EPOETIN ALFA	4 (1.3%)	0	5 (1.6%)
SACCHARATED IRON OXIDE	1 (0.3%)	0	4 (1.3%)
ASCORBIC ACID;FERROUS SULFATE	2 (0.6%)	1 (0.3%)	0
DARBEPOETIN ALFA	2 (0.6%)	1 (0.3%)	0
IRON POLYSACCHARIDE COMPLEX	0	1 (0.3%)	2 (0.6%)
ERYTHROPOIETIN	0	1 (0.3%)	1 (0.3%)
FERROUS SODIUM CITRATE	1 (0.3%)	0	1 (0.3%)
ASCORBIC ACID;FERROUS BISGLYCINATE;FOLIC ACID;PYRIDOXINE HYDROCHLORIDE;VITAMIN B12 NOS	0	1 (0.3%)	0
ASCORBIC ACID;FERROUS FUMARATE	0	0	1 (0.3%)
CALCIUM LEVOMEFOLATE	0	1 (0.3%)	0
CYANOCOBALAMIN;PYRIDOXINE HYDROCHLORIDE	0	1 (0.3%)	0
FERRIC CITRATE	1 (0.3%)	0	0
FERRIC HYDROXIDE POLYMALTOSE	0	0	1 (0.3%)
FERRIC HYDROXIDE POLYMALTOSE COMPLEX	1 (0.3%)	0	0
FERRIC SODIUM GLUCONATE COMPLEX	0	0	1 (0.3%)
FERROUS FUMARATE	0	0	1 (0.3%)
FERROUS GLUCONATE	0	1 (0.3%)	0
FERROUS SULFATE EXSICCATED	0	0	1 (0.3%)
FERROUS SULFATE;FOLIC ACID	1 (0.3%)	0	0
FERUMOXYTOL	0	0	1 (0.3%)
FOLIC ACID;IRON;SERINE	0	0	1 (0.3%)
FOLIC ACID;VITAMIN B12 NOS	1 (0.3%)	0	0
IRON DEXTRAN	0	0	1 (0.3%)
IRON PREPARATIONS	0	1 (0.3%)	0
IRON SUCCINYL-PROTEIN COMPLEX	0	1 (0.3%)	0
METHOXY POLYETHYLENE GLYCOL-EPOETIN BETA	0	0	1 (0.3%)
ANTIBACTERIALS FOR SYSTEMIC USE			
Total number of patients with at least one treatment	126 (40.0%)	114 (36.4%)	120 (38.5%)
Total number of treatments	292	270	291
AMOXICILLIN	18 (5.7%)	19 (6.1%)	18 (5.8%)
AZITHROMYCIN	24 (7.6%)	13 (4.2%)	16 (5.1%)
CEFALEXIN	18 (5.7%)	15 (4.8%)	19 (6.1%)
CIPROFLOXACIN	13 (4.1%)	16 (5.1%)	17 (5.4%)
DOXYCYCLINE	13 (4.1%)	17 (5.4%)	10 (3.2%)
AMOXICILLIN;CLAVULANIC ACID	15 (4.8%)	13 (4.2%)	9 (2.9%)
CLINDAMYCIN	14 (4.4%)	9 (2.9%)	9 (2.9%)
LEVOFLOXACIN	12 (3.8%)	12 (3.8%)	7 (2.2%)
SULFAMETHOXAZOLE;TRIMETHOPRIM	9 (2.9%)	10 (3.2%)	11 (3.5%)
VANCOMYCIN	10 (3.2%)	7 (2.2%)	10 (3.2%)
METRONIDAZOLE	10 (3.2%)	6 (1.9%)	9 (2.9%)
CEFTRIAXONE SODIUM	7 (2.2%)	8 (2.6%)	7 (2.2%)
CEFTRIAXONE	2 (0.6%)	8 (2.6%)	9 (2.9%)
NITROFURANTOIN	6 (1.9%)	4 (1.3%)	5 (1.6%)
CEFUROXIME	3 (1.0%)	8 (2.6%)	3 (1.0%)
CEFAZOLIN	5 (1.6%)	5 (1.6%)	2 (0.6%)
CEFDINIR	3 (1.0%)	4 (1.3%)	5 (1.6%)
CEFEPIME	4 (1.3%)	5 (1.6%)	3 (1.0%)
PIPERACILLIN SODIUM;TAZOBACTAM SODIUM	2 (0.6%)	1 (0.3%)	9 (2.9%)
AMOXICILLIN;CLAVULANATE POTASSIUM	5 (1.6%)	0	6 (1.9%)
CLARITHROMYCIN	5 (1.6%)	3 (1.0%)	3 (1.0%)
ANTIBIOTICS	6 (1.9%)	2 (0.6%)	2 (0.6%)
AMOXICILLIN TRIHYDRATE;CLAVULANATE POTASSIUM	4 (1.3%)	3 (1.0%)	1 (0.3%)
ALLIUM SATIVUM	1 (0.3%)	2 (0.6%)	3 (1.0%)
LINEZOLID	2 (0.6%)	1 (0.3%)	3 (1.0%)
AMOXICILLIN TRIHYDRATE	2 (0.6%)	2 (0.6%)	1 (0.3%)
AMPICILLIN SODIUM;SULBACTAM SODIUM	0	2 (0.6%)	3 (1.0%)
CEFAZOLIN SODIUM	0	3 (1.0%)	2 (0.6%)
DAPTOMYCIN	3 (1.0%)	0	2 (0.6%)

CEFCAPENE PIVOXIL HYDROCHLORIDE	3 (1.0%)	1 (0.3%)	0
CEFUROXIME AXETIL	0	1 (0.3%)	3 (1.0%)
DOXYCYCLINE HYCLATE	1 (0.3%)	1 (0.3%)	2 (0.6%)
FURAZIDIN	3 (1.0%)	1 (0.3%)	0
SULFAMETHOXAZOLE	0	1 (0.3%)	3 (1.0%)
VANCOMYCIN HYDROCHLORIDE	0	2 (0.6%)	2 (0.6%)
CEFACLOR	2 (0.6%)	0	1 (0.3%)
CEFIXIME	2 (0.6%)	1 (0.3%)	0
CEFPODOXIME PROXETIL	0	0	3 (1.0%)
GENTAMICIN	1 (0.3%)	0	2 (0.6%)
GENTAMICIN SULFATE	1 (0.3%)	1 (0.3%)	1 (0.3%)
MEROPENEM	1 (0.3%)	0	2 (0.6%)
MINOCYCLINE HYDROCHLORIDE	1 (0.3%)	0	2 (0.6%)
ASCORBIC ACID;VACCINIUM MACROCARPON	0	1 (0.3%)	1 (0.3%)
BACAMPICILLIN HYDROCHLORIDE	2 (0.6%)	0	0
BACITRACIN	0	1 (0.3%)	1 (0.3%)
CEFADROXIL	0	1 (0.3%)	1 (0.3%)
CEFDITOREN PIVOXIL	0	1 (0.3%)	1 (0.3%)
CEFOPERAZONE SODIUM;SULBACTAM SODIUM	0	0	2 (0.6%)
CEFUROXIME SODIUM	0	2 (0.6%)	0
CHLORAMPHENICOL	1 (0.3%)	1 (0.3%)	0
ERTAPENEM	1 (0.3%)	0	1 (0.3%)
ERYTHROMYCIN	0	1 (0.3%)	1 (0.3%)
LEVOFLOXACIN HEMIHYDRATE	1 (0.3%)	1 (0.3%)	0
LINUM USITATISSIMUM SEED OIL	1 (0.3%)	0	1 (0.3%)
MINOCYCLINE	0	1 (0.3%)	1 (0.3%)
MOXIFLOXACIN HYDROCHLORIDE	0	0	2 (0.6%)
OFLOXACIN	0	0	2 (0.6%)
PENICILLIN NOS	0	1 (0.3%)	1 (0.3%)
PIPERACILLIN;TAZOBACTAM	0	0	2 (0.6%)
AMIKACIN SULFATE	0	1 (0.3%)	0
AMPICILLIN	0	0	1 (0.3%)
AMPICILLIN;SULBACTAM	0	0	1 (0.3%)
CEFAZOLIN SODIUM;LIDOCAINE HYDROCHLORIDE	0	1 (0.3%)	0
CEFEPIME HYDROCHLORIDE	1 (0.3%)	0	0
CEFOTAXIME SODIUM	0	1 (0.3%)	0
CEFOTIAM	0	0	1 (0.3%)
CEFOTIAM HYDROCHLORIDE	0	0	1 (0.3%)
CEFPODOXIME	0	1 (0.3%)	0
CEFPROZIL	1 (0.3%)	0	0
CEFTAZIDIME	1 (0.3%)	0	0
CEFTRIAXONE SODIUM SESQUATERHYDRATE	0	1 (0.3%)	0
CLINDAMYCIN HYDROCHLORIDE	0	0	1 (0.3%)
CLINDAMYCIN PHOSPHATE	0	1 (0.3%)	0
CLOXACILLIN	0	1 (0.3%)	0
CLOXACILLIN SODIUM	0	0	1 (0.3%)
DICLOXACILLIN	0	0	1 (0.3%)
ERTAPENEM SODIUM	0	0	1 (0.3%)
FOSFOMYCIN	1 (0.3%)	0	0
FOSFOMYCIN TROMETAMOL	0	0	1 (0.3%)
LINCOMYCIN	0	0	1 (0.3%)
LINUM USITATISSIMUM SEED	1 (0.3%)	0	0
MEROPENEM TRIHYDRATE	1 (0.3%)	0	0
MOXIFLOXACIN	1 (0.3%)	0	0
NEOMYCIN	0	0	1 (0.3%)
NISIN	0	0	1 (0.3%)
NORFLOXACIN	0	0	1 (0.3%)
PHENOXYMETHYLPENICILLIN	0	1 (0.3%)	0
PHENOXYMETHYLPENICILLIN POTASSIUM	0	0	1 (0.3%)
ROXITHROMYCIN	1 (0.3%)	0	0
SODIUM CHLORIDE;VANCOMYCIN	1 (0.3%)	0	0
SYZYGIUM AROMATICUM	1 (0.3%)	0	0
TETRACYCLINE HYDROCHLORIDE	0	0	1 (0.3%)
TRIMETHOPRIM	0	1 (0.3%)	0
ANTIBIOTICS AND CHEMOTHERAPEUTICS FOR DERMATOLOGICAL USE			
Total number of patients with at least one treatment	50 (15.9%)	53 (16.9%)	53 (17.0%)
Total number of treatments	82	72	76
CIPROFLOXACIN	13 (4.1%)	16 (5.1%)	17 (5.4%)
DOXYCYCLINE	13 (4.1%)	17 (5.4%)	10 (3.2%)
METRONIDAZOLE	10 (3.2%)	6 (1.9%)	9 (2.9%)
CLARITHROMYCIN	5 (1.6%)	3 (1.0%)	3 (1.0%)
ANTIBIOTICS	6 (1.9%)	2 (0.6%)	2 (0.6%)
MUPIROCIN	4 (1.3%)	4 (1.3%)	2 (0.6%)
ACICLOVIR	4 (1.3%)	3 (1.0%)	0
SULFADIAZINE SILVER	1 (0.3%)	0	3 (1.0%)
GENTAMICIN	1 (0.3%)	0	2 (0.6%)
GENTAMICIN SULFATE	1 (0.3%)	1 (0.3%)	1 (0.3%)
MINOCYCLINE HYDROCHLORIDE	1 (0.3%)	0	2 (0.6%)
RIFAXIMIN	0	1 (0.3%)	2 (0.6%)
BACITRACIN	0	1 (0.3%)	1 (0.3%)
BACITRACIN;NEOMYCIN;POLYMYXIN B	1 (0.3%)	0	1 (0.3%)
CHLORAMPHENICOL	1 (0.3%)	1 (0.3%)	0

ERYTHROMYCIN	0	1 (0.3%)	1 (0.3%)
MINOCYCLINE	0	1 (0.3%)	1 (0.3%)
OFLOXACIN	0	0	2 (0.6%)
OTHER ANTIBIOTICS FOR TOPICAL USE	0	1 (0.3%)	1 (0.3%)
AMIKACIN SULFATE	0	1 (0.3%)	0
BACITRACIN ZINC	1 (0.3%)	0	0
BACITRACIN ZINC;POLYMYXIN B SULFATE	1 (0.3%)	0	0
BACITRACIN;NEOMYCIN	0	0	1 (0.3%)
DOCOSANOL	0	0	1 (0.3%)
LINCOMYCIN	0	0	1 (0.3%)
LYSOZYME HYDROCHLORIDE	0	1 (0.3%)	0
MOXIFLOXACIN	1 (0.3%)	0	0
NEOMYCIN	0	0	1 (0.3%)
NORFLOXACIN	0	0	1 (0.3%)
OXYTETRACYCLINE HYDROCHLORIDE;POLYMYXIN B SULFATE	1 (0.3%)	0	0
PENCICLOVIR	0	0	1 (0.3%)
RIBAVIRIN	1 (0.3%)	0	0
RIFAMYCIN	0	0	1 (0.3%)
TETRACYCLINE HYDROCHLORIDE	0	0	1 (0.3%)
VIDARABINE	0	1 (0.3%)	0
ANTIDIARRHEALS, INTESTINAL ANTIINFLAMMATORY/ANTIINFECTIVE AGENTS			
Total number of patients with at least one treatment	49 (15.6%)	58 (18.5%)	63 (20.2%)
Total number of treatments	88	94	91
PREDNISONE	8 (2.5%)	9 (2.9%)	18 (5.8%)
VANCOMYCIN	10 (3.2%)	7 (2.2%)	10 (3.2%)
MORPHINE	8 (2.5%)	11 (3.5%)	3 (1.0%)
HYDROCORTISONE	5 (1.6%)	4 (1.3%)	3 (1.0%)
LOPERAMIDE HYDROCHLORIDE	4 (1.3%)	4 (1.3%)	3 (1.0%)
NYSTATIN	4 (1.3%)	2 (0.6%)	5 (1.6%)
ANTIBIOTICS	6 (1.9%)	2 (0.6%)	2 (0.6%)
PROBIOTICS NOS	3 (1.0%)	3 (1.0%)	4 (1.3%)
PREDNISOLONE	3 (1.0%)	2 (0.6%)	3 (1.0%)
BUDESONIDE	1 (0.3%)	4 (1.3%)	1 (0.3%)
SACCHAROMYCES BOULARDII	2 (0.6%)	2 (0.6%)	1 (0.3%)
BETAMETHASONE BUTYRATE PROPIONATE	1 (0.3%)	3 (1.0%)	0
BISMUTH SUBSALICYLATE	1 (0.3%)	1 (0.3%)	2 (0.6%)
MENTHOL	2 (0.6%)	2 (0.6%)	0
VANCOMYCIN HYDROCHLORIDE	0	2 (0.6%)	2 (0.6%)
ATROPINE;DIPHENOXYLATE	0	1 (0.3%)	2 (0.6%)
HYDROCORTISONE BUTYRATE	0	2 (0.6%)	1 (0.3%)
LACTOBACILLUS ACIDOPHILUS	0	2 (0.6%)	1 (0.3%)
LACTOBACILLUS NOS	0	1 (0.3%)	2 (0.6%)
MESALAZINE	2 (0.6%)	1 (0.3%)	0
RIFAXIMIN	0	1 (0.3%)	2 (0.6%)
BACITRACIN	0	1 (0.3%)	1 (0.3%)
BIFIDOBACTERIUM NOS;LACTOBACILLUS NOS	0	2 (0.6%)	0
GLUCOSE;POTASSIUM CHLORIDE;SODIUM CHLORIDE	1 (0.3%)	0	1 (0.3%)
GLUCOSE;SODIUM CHLORIDE	1 (0.3%)	1 (0.3%)	0
MORINDA CITRIFOLIA	0	0	2 (0.6%)
NIFUROXAZIDE	2 (0.6%)	0	0
ALISMA ORIENTALE TUBER;ATRACTYLODES SPP. RHIZOME;CINNAMOMUM CASSIA BARK;POLYPORUS UMBELLATUS SCLEROTIUM;PORIA COCOS SCLEROTIUM	1 (0.3%)	0	0
AMPHOTERICIN B	1 (0.3%)	0	0
ATROPINE SULFATE;DIPHENOXYLATE HYDROCHLORIDE	1 (0.3%)	0	0
BACILLUS CLAUSII	1 (0.3%)	0	0
BACILLUS NOS	1 (0.3%)	0	0
BACITRACIN;NEOMYCIN	0	0	1 (0.3%)
BALSALAZIDE	1 (0.3%)	0	0
BERBERINE	1 (0.3%)	0	0
BERBERINE HYDROCHLORIDE	0	0	1 (0.3%)
BERBERINE HYDROCHLORIDE;GERANIUM THUNBERGII HERB	0	1 (0.3%)	0
BETAMETHASONE DIPROPIONATE	0	1 (0.3%)	0
BETAMETHASONE VALERATE	1 (0.3%)	0	0
BIFIDOBACTERIUM ANIMALIS;LACTOBACILLUS ACIDOPHILUS	1 (0.3%)	0	0
BIFIDOBACTERIUM BIFIDUM;BIFIDOBACTERIUM LONGUM;LACTOBACILLUS ACIDOPHILUS;LACTOBACILLUS RHAMNOSUS	1 (0.3%)	0	0
BIFIDOBACTERIUM BIFIDUM;BIFIDOBACTERIUM LONGUM;LACTOBACILLUS GASSERI	0	1 (0.3%)	0
BIFIDOBACTERIUM BREVE;BIFIDOBACTERIUM LACTIS;BIFIDOBACTERIUM LONGUM;FRUCTOOLIGOSACCHARIDES;LACTOBACILLUS ACIDOPHILUS;LACTOBACILLUS PLANTARUM;LACTOBACILLUS RHAMNOSUS;STREPTOCOCCUS THERMOPHILUS	0	0	1 (0.3%)
BIFIDOBACTERIUM LONGUM	0	1 (0.3%)	0
CALCIUM CHLORIDE DIHYDRATE;GLUCOSE MONOHYDRATE;MAGNESIUM CHLORIDE HEXAHYDRATE;POTASSIUM CHLORIDE;SODIUM CHLORIDE;SODIUM LACTATE	0	1 (0.3%)	0
COLESTYRAMINE	0	0	1 (0.3%)
ELECTROLYTES NOS;GLUCOSE	0	0	1 (0.3%)
GLUCOSE;POTASSIUM CHLORIDE;SODIUM CHLORIDE;SODIUM LACTATE	0	0	1 (0.3%)
HYDROCORTISONE SODIUM SUCCINATE	0	1 (0.3%)	0
LACTOBACILLUS ACIDOPHILUS;PECTIN	0	0	1 (0.3%)
LACTOBACILLUS HELVETICUS	1 (0.3%)	0	0
LIDAMIDINE HYDROCHLORIDE	0	0	1 (0.3%)
LOPERAMIDE	0	1 (0.3%)	0
MICONAZOLE	1 (0.3%)	0	0
MICONAZOLE NITRATE	1 (0.3%)	0	0
NEOMYCIN	0	0	1 (0.3%)

PLANTAGO OVATA	1 (0.3%)	0	0
PLANTAGO PSYLLIUM	0	1 (0.3%)	0
PROBIOTICS NOS;VITAMINS NOS	0	0	1 (0.3%)
RIFAMYCIN	0	0	1 (0.3%)
SULFASALAZINE	0	1 (0.3%)	0
VACCINIUM MYRTILLUS	1 (0.3%)	0	0
VACCINIUM MYRTILLUS FRUIT	0	0	1 (0.3%)
ANTIEMETICS AND ANTINAUSEANTS			
Total number of patients with at least one treatment	53 (16.8%)	44 (14.1%)	44 (14.1%)
Total number of treatments	86	73	70
ONDANSETRON	17 (5.4%)	21 (6.7%)	18 (5.8%)
DIPHENHYDRAMINE HYDROCHLORIDE	14 (4.4%)	4 (1.3%)	7 (2.2%)
METOCLOPRAMIDE HYDROCHLORIDE	5 (1.6%)	8 (2.6%)	7 (2.2%)
HYDROXYZINE	6 (1.9%)	3 (1.0%)	6 (1.9%)
METOCLOPRAMIDE	6 (1.9%)	4 (1.3%)	4 (1.3%)
PROMETHAZINE	7 (2.2%)	4 (1.3%)	3 (1.0%)
DIPHENHYDRAMINE	4 (1.3%)	2 (0.6%)	3 (1.0%)
CYANOCOBALAMIN;PYRIDOXINE HYDROCHLORIDE;THIAMINE HYDROCHLORIDE	2 (0.6%)	3 (1.0%)	1 (0.3%)
PROCHLORPERAZINE	2 (0.6%)	2 (0.6%)	2 (0.6%)
MECLOZINE	2 (0.6%)	1 (0.3%)	2 (0.6%)
CANNABIS SATIVA	1 (0.3%)	2 (0.6%)	1 (0.3%)
HYDROXYZINE HYDROCHLORIDE	1 (0.3%)	2 (0.6%)	1 (0.3%)
DIMENHYDRINATE	0	1 (0.3%)	1 (0.3%)
HYOSCINE	0	1 (0.3%)	1 (0.3%)
ALISMA ORIENTALE TUBER;ATRACTYLODES SPP. RHIZOME;CINNAMOMUM CASSIA BARK;POLYPORUS UMBELLATUS SCLEROTIUM;PORIA COCOS SCLEROTIUM	1 (0.3%)	0	0
APREPITANT	0	1 (0.3%)	0
DROPERIDOL	0	0	1 (0.3%)
ONDANSETRON HYDROCHLORIDE	0	0	1 (0.3%)
OTHER ANTIEMETICS	0	0	1 (0.3%)
PROCHLORPERAZINE EDISYLATE	1 (0.3%)	0	0
PROMETHAZINE HYDROCHLORIDE	1 (0.3%)	0	0
ANTIEPILEPTICS			
Total number of patients with at least one treatment	81 (25.7%)	68 (21.7%)	66 (21.2%)
Total number of treatments	119	89	84
GABAPENTIN	46 (14.6%)	38 (12.1%)	38 (12.2%)
PREGABALIN	16 (5.1%)	13 (4.2%)	19 (6.1%)
LORAZEPAM	7 (2.2%)	6 (1.9%)	4 (1.3%)
MIDAZOLAM	7 (2.2%)	6 (1.9%)	1 (0.3%)
MAGNESIUM SULFATE	4 (1.3%)	4 (1.3%)	3 (1.0%)
CLONAZEPAM	3 (1.0%)	4 (1.3%)	1 (0.3%)
DIAZEPAM	5 (1.6%)	3 (1.0%)	0
LEVETIRACETAM	4 (1.3%)	2 (0.6%)	1 (0.3%)
CANNABIDIOL	1 (0.3%)	4 (1.3%)	1 (0.3%)
LAMOTRIGINE	1 (0.3%)	0	4 (1.3%)
ACETAZOLAMIDE	2 (0.6%)	2 (0.6%)	0
CANNABIS SATIVA	1 (0.3%)	2 (0.6%)	1 (0.3%)
MIDAZOLAM HYDROCHLORIDE	2 (0.6%)	1 (0.3%)	1 (0.3%)
TOPIRAMATE	2 (0.6%)	1 (0.3%)	1 (0.3%)
CARBAMAZEPINE	3 (1.0%)	0	0
VALPROATE SEMISODIUM	0	1 (0.3%)	1 (0.3%)
FOSPHENYTOIN	1 (0.3%)	0	0
OXCARBAZEPINE	0	0	1 (0.3%)
VALPROATE SODIUM	1 (0.3%)	0	0
VALPROIC ACID	1 (0.3%)	0	0
ANTIFUNGALS FOR DERMATOLOGICAL USE			
Total number of patients with at least one treatment	24 (7.6%)	17 (5.4%)	17 (5.4%)
Total number of treatments	38	19	18
FLUCONAZOLE	6 (1.9%)	5 (1.6%)	5 (1.6%)
NYSTATIN	4 (1.3%)	2 (0.6%)	5 (1.6%)
ANTIBIOTICS	6 (1.9%)	2 (0.6%)	2 (0.6%)
KETOCONAZOLE	2 (0.6%)	1 (0.3%)	2 (0.6%)
CLOTRIMAZOLE	3 (1.0%)	1 (0.3%)	0
UREA	0	2 (0.6%)	2 (0.6%)
BETAMETHASONE;CLOTRIMAZOLE	1 (0.3%)	1 (0.3%)	0
TERBINAFINE	0	2 (0.6%)	0
AMPHOTERICIN B	1 (0.3%)	0	0
BETAMETHASONE DIPROPIONATE;CLOTRIMAZOLE	0	1 (0.3%)	0
CICLOPIROX	0	0	1 (0.3%)
ECONAZOLE	1 (0.3%)	0	0
FENTICONAZOLE NITRATE	0	1 (0.3%)	0
LANOCONAZOLE	1 (0.3%)	0	0
LULICONAZOLE	0	1 (0.3%)	0
MICONAZOLE	1 (0.3%)	0	0
MICONAZOLE NITRATE	1 (0.3%)	0	0
NYSTATIN;TRIAMCINOLONE	1 (0.3%)	0	0
NYSTATIN;ZINC	1 (0.3%)	0	0
SALICYLIC ACID	1 (0.3%)	0	0
TERBINAFINE HYDROCHLORIDE	1 (0.3%)	0	0
TOLNAFTATE	0	0	1 (0.3%)

ANTIGOUT PREPARATIONS			
Total number of patients with at least one treatment	23 (7.3%)	32 (10.2%)	36 (11.5%)
Total number of treatments	25	35	38
ALLOPURINOL	16 (5.1%)	20 (6.4%)	22 (7.1%)
DOCOSAHEXAENOIC ACID;EICOSAPENTAENOIC ACID	2 (0.6%)	6 (1.9%)	6 (1.9%)
FEBUXOSTAT	3 (1.0%)	2 (0.6%)	5 (1.6%)
COLCHICINE	3 (1.0%)	2 (0.6%)	1 (0.3%)
ANGELICA ACUTILOBA ROOT;ATRACTYLODES SPP. RHIZOME;CALCIUM SULFATE;CNIDIUM OFFICINALE RHIZOME;EPHEDRA SPP. HERB;FORSYTHIA SPP. FRUIT;GARDENIA JASMINOIDES FRUIT;GLYCYRRHIZA SPP. ROOT;MENTHA CANADENSIS HERB;PAEONIA LACTIFLORA ROOT;PLATYCODON GRANDIFLORUS ROOT;RHEUM SPP. RHIZOME;SAPOSHNIKOVIA DIVARICATA ROOT;SCHIZONEPETA TENUIFOLIA SPIKE;SCUTELLARIA BAICALENSIS ROOT;SODIUM SULFATE;	0	1 (0.3%)	1 (0.3%)
COLCHICINE;PAPAVER SOMNIFERUM POWDER;TIEMONIUM METHYLSULPHATE	0	0	1 (0.3%)
TOPIROXOSTAT	0	1 (0.3%)	0
ANTIHEMORRHAGICS			
Total number of patients with at least one treatment	6 (1.9%)	7 (2.2%)	11 (3.5%)
Total number of treatments	10	10	16
EPINEPHRINE	3 (1.0%)	3 (1.0%)	4 (1.3%)
TRANEXAMIC ACID	2 (0.6%)	0	5 (1.6%)
ETAMSILATE	0	2 (0.6%)	2 (0.6%)
MENAQUINONE	0	0	2 (0.6%)
AMINO ACIDS NOS	0	1 (0.3%)	0
CARBAZOCHROME SODIUM SULFONATE	0	0	1 (0.3%)
COLLAGEN	0	1 (0.3%)	0
FACTOR I (FIBRINOGEN)	1 (0.3%)	0	0
FACTOR II (PROTHROMBIN);FACTOR IX;FACTOR VII (PROCONVERTIN);FACTOR X (STUART PROWER FACTOR);PROTEIN C (COAGULATION INHIBITOR);PROTEIN S	1 (0.3%)	0	0
GELATIN	0	1 (0.3%)	0
MENADIONE	1 (0.3%)	0	0
THROMBIN	0	1 (0.3%)	0
VITAMIN K NOS	1 (0.3%)	0	0
ANTIHISTAMINES FOR SYSTEMIC USE			
Total number of patients with at least one treatment	56 (17.8%)	45 (14.4%)	44 (14.1%)
Total number of treatments	70	54	64
DIPHENHYDRAMINE HYDROCHLORIDE	14 (4.4%)	4 (1.3%)	7 (2.2%)
LORATADINE	8 (2.5%)	9 (2.9%)	8 (2.6%)
FEXOFENADINE HYDROCHLORIDE	5 (1.6%)	5 (1.6%)	6 (1.9%)
CETIRIZINE HYDROCHLORIDE	5 (1.6%)	3 (1.0%)	7 (2.2%)
HYDROXYZINE	6 (1.9%)	3 (1.0%)	6 (1.9%)
PROMETHAZINE	7 (2.2%)	4 (1.3%)	3 (1.0%)
CETIRIZINE	3 (1.0%)	3 (1.0%)	4 (1.3%)
DIPHENHYDRAMINE	4 (1.3%)	2 (0.6%)	3 (1.0%)
DESLORATADINE	1 (0.3%)	3 (1.0%)	2 (0.6%)
FEXOFENADINE	1 (0.3%)	3 (1.0%)	1 (0.3%)
LEVOCETIRIZINE DIHYDROCHLORIDE	2 (0.6%)	2 (0.6%)	1 (0.3%)
MECLOZINE	2 (0.6%)	1 (0.3%)	2 (0.6%)
BEPOTASTINE BESILATE	1 (0.3%)	1 (0.3%)	2 (0.6%)
CHLORPHENAMINE MALEATE	0	3 (1.0%)	1 (0.3%)
HYDROXYZINE HYDROCHLORIDE	1 (0.3%)	2 (0.6%)	1 (0.3%)
CHLOROPYRAMINE HYDROCHLORIDE	2 (0.6%)	1 (0.3%)	0
AZELASTINE	1 (0.3%)	0	1 (0.3%)
DIMENHYDRINATE	0	1 (0.3%)	1 (0.3%)
OLOPATADINE HYDROCHLORIDE	0	2 (0.6%)	0
RUPATADINE FUMARATE	1 (0.3%)	1 (0.3%)	0
BILASTINE	0	0	1 (0.3%)
CHLORPHENAMINE	0	1 (0.3%)	0
CLEMASTINE FUMARATE	1 (0.3%)	0	0
FEXOFENADINE HYDROCHLORIDE;PSEUDOEPHEDRINE HYDROCHLORIDE	1 (0.3%)	0	0
LEVOCETIRIZINE	0	0	1 (0.3%)
PROMETHAZINE HYDROCHLORIDE	1 (0.3%)	0	0
ANTIHYPERTENSIVES			
Total number of patients with at least one treatment	53 (16.8%)	44 (14.1%)	44 (14.1%)
Total number of treatments	72	54	59
HYDRALAZINE	16 (5.1%)	9 (2.9%)	17 (5.4%)
DOXAZOSIN MESILATE	9 (2.9%)	10 (3.2%)	4 (1.3%)
DOXAZOSIN	7 (2.2%)	1 (0.3%)	8 (2.6%)
CLONIDINE	4 (1.3%)	5 (1.6%)	4 (1.3%)
MAGNESIUM SULFATE	4 (1.3%)	4 (1.3%)	3 (1.0%)
MOXONIDINE	3 (1.0%)	2 (0.6%)	4 (1.3%)
CLONIDINE HYDROCHLORIDE	5 (1.6%)	1 (0.3%)	2 (0.6%)
RILMENIDINE PHOSPHATE	3 (1.0%)	4 (1.3%)	0
SILDENAFIL CITRATE	3 (1.0%)	3 (1.0%)	1 (0.3%)
URAPIDIL	3 (1.0%)	1 (0.3%)	2 (0.6%)
HYDRALAZINE HYDROCHLORIDE	2 (0.6%)	0	3 (1.0%)
RILMENIDINE	1 (0.3%)	1 (0.3%)	3 (1.0%)
SILDENAFIL	3 (1.0%)	2 (0.6%)	0
TADALAFIL	1 (0.3%)	3 (1.0%)	1 (0.3%)
PRAZOSIN	0	4 (1.3%)	0
TERAZOSIN	0	1 (0.3%)	2 (0.6%)
PRAZOSIN HYDROCHLORIDE	1 (0.3%)	0	1 (0.3%)

MINOXIDIL	1 (0.3%)	0	0
NITROPRUSSIDE	0	1 (0.3%)	0
NITROPRUSSIDE SODIUM	0	0	1 (0.3%)
OLEA EUROPAEA LEAF	0	0	1 (0.3%)
VARDENAFIL HYDROCHLORIDE	1 (0.3%)	0	0
ANTIINFLAMMATORY AND ANTIRHEUMATIC PRODUCTS			
Total number of patients with at least one treatment	84 (26.7%)	87 (27.8%)	66 (21.2%)
Total number of treatments	139	139	118
IBUPROFEN	28 (8.9%)	22 (7.0%)	30 (9.6%)
MELOXICAM	11 (3.5%)	16 (5.1%)	13 (4.2%)
DICLOFENAC	11 (3.5%)	7 (2.2%)	5 (1.6%)
LOXOPROFEN SODIUM	7 (2.2%)	7 (2.2%)	6 (1.9%)
NAPROXEN SODIUM	7 (2.2%)	5 (1.6%)	6 (1.9%)
CELECOXIB	3 (1.0%)	6 (1.9%)	7 (2.2%)
KETOPROFEN	9 (2.9%)	5 (1.6%)	2 (0.6%)
NAPROXEN	2 (0.6%)	7 (2.2%)	2 (0.6%)
CURCUMA LONGA	3 (1.0%)	4 (1.3%)	2 (0.6%)
DICLOFENAC SODIUM	3 (1.0%)	3 (1.0%)	3 (1.0%)
KETOROLAC TROMETHAMINE	3 (1.0%)	6 (1.9%)	0
DEXKETOPROFEN TROMETAMOL	3 (1.0%)	1 (0.3%)	4 (1.3%)
INDOMETACIN	2 (0.6%)	2 (0.6%)	2 (0.6%)
KETOROLAC	1 (0.3%)	4 (1.3%)	1 (0.3%)
GLYCYRRHIZA SPP. ROOT;PAEONIA LACTIFLORA ROOT	2 (0.6%)	1 (0.3%)	2 (0.6%)
MUCOPOLYSACCHARIDE POLYSULFURIC ACID ESTER	3 (1.0%)	1 (0.3%)	0
OTHER ANTIINFLAMMATORY AND ANTIRHEUMATIC AGENTS, NON-STEROIDS	1 (0.3%)	1 (0.3%)	2 (0.6%)
ETODOLAC	1 (0.3%)	1 (0.3%)	1 (0.3%)
HEPARINOID	1 (0.3%)	1 (0.3%)	1 (0.3%)
ACECLOFENAC	1 (0.3%)	0	1 (0.3%)
CHONDROITIN SULFATE SODIUM	1 (0.3%)	1 (0.3%)	0
DEXKETOPROFEN	0	1 (0.3%)	1 (0.3%)
DICLOFENAC POTASSIUM	0	1 (0.3%)	1 (0.3%)
ETORICOXIB	1 (0.3%)	1 (0.3%)	0
GLUCOSAMINE	1 (0.3%)	1 (0.3%)	0
GUAIAZULENE	1 (0.3%)	1 (0.3%)	0
LINUM USITATISSIMUM SEED OIL	1 (0.3%)	0	1 (0.3%)
LORNOXICAM	1 (0.3%)	0	1 (0.3%)
RABBIT VACCINIA EXTRACT	0	1 (0.3%)	1 (0.3%)
TALNIFLUMATE	1 (0.3%)	1 (0.3%)	0
ACEMETACIN	1 (0.3%)	0	0
ASCORBIC ACID;IBUPROFEN;PSEUDOEPHEDRINE HYDROCHLORIDE	0	0	1 (0.3%)
AZULENE	0	1 (0.3%)	0
CALCIUM;GLUCOSAMINE	0	0	1 (0.3%)
CARTILAGE;HYALURONIC ACID	1 (0.3%)	0	0
CHLORPHENAMINE MALEATE;IBUPROFEN;PSEUDOEPHEDRINE HYDROCHLORIDE	0	1 (0.3%)	0
CHONDROITIN SULFATE;GLUCOSAMINE HYDROCHLORIDE	0	0	1 (0.3%)
CHONDROITIN SULFATE;GLUCOSAMINE HYDROCHLORIDE;HYALURONIC ACID	0	1 (0.3%)	0
CHONDROITIN;GLUCOSAMINE	0	1 (0.3%)	0
COLLAGEN	0	1 (0.3%)	0
CURCUMIN	0	1 (0.3%)	0
DICLOFENAC EPOLAMINE	1 (0.3%)	0	0
DICLOFENAC SODIUM;OMEPRAZOLE	1 (0.3%)	0	0
DIMETHYL SULFOXIDE	0	1 (0.3%)	0
DIPHENHYDRAMINE HYDROCHLORIDE;NAPROXEN SODIUM	0	0	1 (0.3%)
ETOFENAMATE	1 (0.3%)	0	0
FLURBIPROFEN AXETIL	0	1 (0.3%)	0
GELATINE HYDROLYSATE	0	1 (0.3%)	0
GLUCOSAMINE HYDROCHLORIDE	0	0	1 (0.3%)
GLUCOSAMINE SULFATE	0	1 (0.3%)	0
IBUPROFEN PICONOL	0	1 (0.3%)	0
MEFENAMIC ACID	0	1 (0.3%)	0
METHYLSULFONYLMETHANE	1 (0.3%)	0	0
NABUMETONE	1 (0.3%)	0	0
NIMESULIDE	0	0	1 (0.3%)
PHENYLBUTAZONE;PREDNISOLONE	0	0	1 (0.3%)
PIROXICAM	1 (0.3%)	0	0
SULFASALAZINE	0	1 (0.3%)	0
ANTIMYCOBACTERIALS			
Total number of patients with at least one treatment	6 (1.9%)	2 (0.6%)	3 (1.0%)
Total number of treatments	9	2	3
ANTIBIOTICS	6 (1.9%)	2 (0.6%)	2 (0.6%)
RIFAMYCIN	0	0	1 (0.3%)
ANTIMYCOTICS FOR SYSTEMIC USE			
Total number of patients with at least one treatment	17 (5.4%)	10 (3.2%)	14 (4.5%)
Total number of treatments	27	10	15
FLUCONAZOLE	6 (1.9%)	5 (1.6%)	5 (1.6%)
NYSTATIN	4 (1.3%)	2 (0.6%)	5 (1.6%)
ANTIBIOTICS	6 (1.9%)	2 (0.6%)	2 (0.6%)
KETOCONAZOLE	2 (0.6%)	1 (0.3%)	2 (0.6%)
AMPHOTERICIN B	1 (0.3%)	0	0
MICAFUNGIN	0	0	1 (0.3%)

MICONAZOLE	1 (0.3%)	0	0
MICONAZOLE NITRATE	1 (0.3%)	0	0
ANTINEOPLASTIC AGENTS			
Total number of patients with at least one treatment	12 (3.8%)	17 (5.4%)	17 (5.4%)
Total number of treatments	21	18	20
CELECOXIB	3 (1.0%)	6 (1.9%)	7 (2.2%)
CLARITHROMYCIN	5 (1.6%)	3 (1.0%)	3 (1.0%)
PROPRANOLOL	1 (0.3%)	3 (1.0%)	2 (0.6%)
CYCLOPHOSPHAMIDE	0	1 (0.3%)	1 (0.3%)
HYDROXYCARBAMIDE	0	1 (0.3%)	1 (0.3%)
ANTRAMYCIN	1 (0.3%)	0	0
BORTEZOMIB	0	1 (0.3%)	0
CAPECITABINE	0	0	1 (0.3%)
FLUOROURACIL;FOLINIC ACID;OXALIPLATIN	0	1 (0.3%)	0
IMATINIB MESILATE	0	1 (0.3%)	0
METHOTREXATE	0	1 (0.3%)	0
METHOTREXATE SODIUM	1 (0.3%)	0	0
OXALIPLATIN	0	0	1 (0.3%)
PACLITAXEL	1 (0.3%)	0	0
PROPRANOLOL HYDROCHLORIDE	0	0	1 (0.3%)
RITUXIMAB	0	0	1 (0.3%)
TRASTUZUMAB	1 (0.3%)	0	0
TRASTUZUMAB ANNS	1 (0.3%)	0	0
ANTIOBESITY PREPARATIONS, EXCL. DIET PRODUCTS			
Total number of patients with at least one treatment	17 (5.4%)	23 (7.3%)	27 (8.7%)
Total number of treatments	19	23	27
LIRAGLUTIDE	13 (4.1%)	17 (5.4%)	22 (7.1%)
CHROMIUM	1 (0.3%)	2 (0.6%)	0
ANGELICA ACUTILOBA ROOT;ATRACTYLODES SPP. RHIZOME;CALCIUM SULFATE;CNIDIUM OFFICINALE RHIZOME;EPHEDRA SPP. HERB;FORSYTHIA SPP. FRUIT;GARDENIA JASMINOIDES FRUIT;GLYCYRRHIZA SPP. ROOT;MENTHA CANADENSIS HERB;PAEONIA LACTIFLORA ROOT;PLATYCODON GRANDIFLORUS ROOT;RHEUM SPP. RHIZOME;SAPOSHNIKOVIA DIVARICATA ROOT;SCHIZONEPETA TENUIFOLIA SPIKE;SCUTELLARIA BAICALENSIS ROOT;SODIUM SULFATE;	0	1 (0.3%)	1 (0.3%)
BENZOCAINE	2 (0.6%)	0	0
PHENTERMINE	0	0	2 (0.6%)
AMFETAMINE ASPARTATE;AMFETAMINE SULFATE;DEXAMFETAMINE SACCHARATE;DEXAMFETAMINE SULFATE	0	0	1 (0.3%)
AMYLASE;BIFIDOBACTERIUM ANIMALIS;BIFIDOBACTERIUM LACTIS;BROMELAINS;CAMELLIA SINENSIS;CARALLUMA ADSCENDENS VAR. FIMBRIATA;LACTOBACILLUS ACIDOPHILUS;LACTOBACILLUS PLANTARUM;LACTOBACILLUS RHAMNOSUS;LIPASE	0	0	1 (0.3%)
COLLAGEN	0	1 (0.3%)	0
COLLAGEN;ENZYMES NOS	0	1 (0.3%)	0
GARCINIA GUMMI-GUTTA	0	1 (0.3%)	0
PLANTAGO OVATA	1 (0.3%)	0	0
ANTIPROTOZOALS			
Total number of patients with at least one treatment	15 (4.8%)	11 (3.5%)	12 (3.8%)
Total number of treatments	19	11	13
METRONIDAZOLE	10 (3.2%)	6 (1.9%)	9 (2.9%)
CLOTRIMAZOLE	3 (1.0%)	1 (0.3%)	0
HYDROXYCHLOROQUINE	1 (0.3%)	2 (0.6%)	0
OFLOXACIN	0	0	2 (0.6%)
CHLORQUINALDOL	0	1 (0.3%)	0
HYDROXYCHLOROQUINE SULFATE	0	1 (0.3%)	0
MICONAZOLE	1 (0.3%)	0	0
MICONAZOLE NITRATE	1 (0.3%)	0	0
QUININE SULFATE	0	0	1 (0.3%)
ANTIPRURITICS, INCL. ANTIHISTAMINES, ANESTHETICS, ETC.			
Total number of patients with at least one treatment	54 (17.1%)	44 (14.1%)	40 (12.8%)
Total number of treatments	82	54	54
LIDOCAINE	11 (3.5%)	9 (2.9%)	6 (1.9%)
DIPHENHYDRAMINE HYDROCHLORIDE	14 (4.4%)	4 (1.3%)	7 (2.2%)
LORATADINE	8 (2.5%)	9 (2.9%)	8 (2.6%)
CETIRIZINE HYDROCHLORIDE	5 (1.6%)	3 (1.0%)	7 (2.2%)
HYDROXYZINE	6 (1.9%)	3 (1.0%)	6 (1.9%)
PROMETHAZINE	7 (2.2%)	4 (1.3%)	3 (1.0%)
CETIRIZINE	3 (1.0%)	3 (1.0%)	4 (1.3%)
DIPHENHYDRAMINE	4 (1.3%)	2 (0.6%)	3 (1.0%)
DESLORATADINE	1 (0.3%)	3 (1.0%)	2 (0.6%)
CHLORPHENAMINE MALEATE	0	3 (1.0%)	1 (0.3%)
HYDROXYZINE HYDROCHLORIDE	1 (0.3%)	2 (0.6%)	1 (0.3%)
MENTHOL	2 (0.6%)	2 (0.6%)	0
CHLOROPYRAMINE HYDROCHLORIDE	2 (0.6%)	1 (0.3%)	0
BENZOCAINE	2 (0.6%)	0	0
DOXEPIN	1 (0.3%)	0	1 (0.3%)
OLOPATADINE HYDROCHLORIDE	0	2 (0.6%)	0
BENZOCAINE;MENTHOL	1 (0.3%)	0	0
BUTYL AMINOBENZOATE	1 (0.3%)	0	0
CALAMINE;GLYCEROL;ZINC OXIDE	0	0	1 (0.3%)
CAMPHOR	1 (0.3%)	0	0
CAMPHOR;EUCALYPTUS GLOBULUS OIL;MENTHOL	0	1 (0.3%)	0
CHLORPHENAMINE	0	1 (0.3%)	0

CLEMASTINE FUMARATE	1 (0.3%)	0	0
LIDOCAINE HYDROCHLORIDE	1 (0.3%)	0	0
NORFLURANE	1 (0.3%)	0	0
PRAMOCAINE HYDROCHLORIDE	0	1 (0.3%)	0
PROMETHAZINE HYDROCHLORIDE	1 (0.3%)	0	0
ANTIPSORIATICS			
Total number of patients with at least one treatment	6 (1.9%)	4 (1.3%)	8 (2.6%)
Total number of treatments	8	4	8
CALCITRIOL	4 (1.3%)	3 (1.0%)	7 (2.2%)
ACITRETIN	0	0	1 (0.3%)
BETAMETHASONE BUTYRATE PROPIONATE;MAXACALCITOL	1 (0.3%)	0	0
CALCIPOTRIOL	0	1 (0.3%)	0
CRISABOROLE	1 (0.3%)	0	0
ANTISEPTICS AND DISINFECTANTS			
Total number of patients with at least one treatment	8 (2.5%)	2 (0.6%)	5 (1.6%)
Total number of treatments	11	2	5
POVIDONE-IODINE	2 (0.6%)	0	3 (1.0%)
CHLORHEXIDINE	2 (0.6%)	0	1 (0.3%)
CHLORHEXIDINE GLUCONATE	1 (0.3%)	1 (0.3%)	0
SODIUM HYPOCHLORITE	2 (0.6%)	0	0
ALUMINIUM ACETOTARTRATE	1 (0.3%)	0	0
BORIC ACID;PHENOL;RESORCINOL	0	0	1 (0.3%)
CHLORQUINALDOL	0	1 (0.3%)	0
COPPER	1 (0.3%)	0	0
VACCINIUM MYRTILLUS	1 (0.3%)	0	0
ANTITHROMBOTIC AGENTS			
Total number of patients with at least one treatment	161 (51.1%)	180 (57.5%)	148 (47.4%)
Total number of treatments	275	283	226
ACETYLSALICYLIC ACID	115 (36.5%)	138 (44.1%)	113 (36.2%)
CLOPIDOGREL BISULFATE	20 (6.3%)	16 (5.1%)	17 (5.4%)
ENOXAPARIN SODIUM	18 (5.7%)	18 (5.8%)	11 (3.5%)
CLOPIDOGREL	19 (6.0%)	13 (4.2%)	12 (3.8%)
APIXABAN	12 (3.8%)	11 (3.5%)	13 (4.2%)
HEPARIN	10 (3.2%)	8 (2.6%)	8 (2.6%)
RIVAROXABAN	7 (2.2%)	9 (2.9%)	6 (1.9%)
NADROPARIN CALCIUM	3 (1.0%)	8 (2.6%)	3 (1.0%)
ENOXAPARIN	4 (1.3%)	4 (1.3%)	5 (1.6%)
DABIGATRAN ETEXILATE MESILATE	6 (1.9%)	3 (1.0%)	3 (1.0%)
SULODEXIDE	5 (1.6%)	4 (1.3%)	2 (0.6%)
TICAGRELOR	4 (1.3%)	4 (1.3%)	3 (1.0%)
HEPARIN SODIUM	5 (1.6%)	2 (0.6%)	2 (0.6%)
CILOSTAZOL	3 (1.0%)	3 (1.0%)	1 (0.3%)
WARFARIN	4 (1.3%)	2 (0.6%)	1 (0.3%)
LIMAPROST ALFADEX	3 (1.0%)	2 (0.6%)	1 (0.3%)
WARFARIN SODIUM	1 (0.3%)	3 (1.0%)	2 (0.6%)
MUCOPOLYSACCHARIDE POLYSULFURIC ACID ESTER	3 (1.0%)	1 (0.3%)	0
PRASUGREL HYDROCHLORIDE	2 (0.6%)	0	2 (0.6%)
EDOXABAN TOSILATE	0	1 (0.3%)	2 (0.6%)
HEPARINOID	1 (0.3%)	1 (0.3%)	1 (0.3%)
PHENPROCOUMON	0	2 (0.6%)	1 (0.3%)
ACETYLSALICYLATE LYSINE	0	0	2 (0.6%)
ACETYLSALICYLIC ACID;LANSOPRAZOLE	2 (0.6%)	0	0
ACETYLSALICYLIC ACID;MAGNESIUM HYDROXIDE	1 (0.3%)	1 (0.3%)	0
ALPROSTADIL ALFADEX	0	2 (0.6%)	0
PRASUGREL	0	0	2 (0.6%)
ACENOCOUMAROL	0	0	1 (0.3%)
ACETYLSALICYLIC ACID;ALUMINIUM GLYCINATE;MAGNESIUM CARBONATE	0	0	1 (0.3%)
ANTITHROMBOTIC AGENTS	1 (0.3%)	0	0
BERAPROST SODIUM	0	1 (0.3%)	0
BIVALIRUDIN	0	1 (0.3%)	0
CLOPIDOGREL BESYLATE	0	1 (0.3%)	0
DABIGATRAN ETEXILATE	0	1 (0.3%)	0
EPTIFIBATIDE	0	1 (0.3%)	0
FLUINDIONE	1 (0.3%)	0	0
FONDAPARINUX SODIUM	1 (0.3%)	0	0
HEPARIN CALCIUM	1 (0.3%)	0	0
HEPARIN PORCINE	1 (0.3%)	0	0
HIRUDIN	1 (0.3%)	0	0
LOW MOLECULAR WEIGHT HEPARINS	1 (0.3%)	0	0
OTHER ANTITHROMBOTIC AGENTS	1 (0.3%)	0	0
PENTOSAN POLYSULFATE SODIUM	1 (0.3%)	0	0
TENECTEPLASE	0	0	1 (0.3%)
TICLOPIDINE HYDROCHLORIDE	1 (0.3%)	0	0
TIROFIBAN HYDROCHLORIDE	0	0	1 (0.3%)
ANTIVIRALS FOR SYSTEMIC USE			
Total number of patients with at least one treatment	13 (4.1%)	18 (5.8%)	14 (4.5%)
Total number of treatments	16	21	14
REMDESIVIR	1 (0.3%)	4 (1.3%)	3 (1.0%)
ACICLOVIR	4 (1.3%)	3 (1.0%)	0

VALACICLOVIR	0	3 (1.0%)	2 (0.6%)
VALACICLOVIR HYDROCHLORIDE	3 (1.0%)	1 (0.3%)	1 (0.3%)
FAVIPIRAVIR	1 (0.3%)	1 (0.3%)	2 (0.6%)
AMENAMEVIR	0	1 (0.3%)	1 (0.3%)
EMTRICITABINE;TENOFOVIR DISOPROXIL FUMARATE	0	1 (0.3%)	1 (0.3%)
FAMCICLOVIR	1 (0.3%)	1 (0.3%)	0
MOMORDICA CHARANTIA	0	1 (0.3%)	1 (0.3%)
OSELTAMIVIR PHOSPHATE	1 (0.3%)	0	1 (0.3%)
BAMLANIVIMAB	0	1 (0.3%)	0
LANINAMIVIR OCTANOATE	0	0	1 (0.3%)
LOPINAVIR;RITONAVIR	1 (0.3%)	0	0
LYSOZYME HYDROCHLORIDE	0	1 (0.3%)	0
PENCICLOVIR	0	0	1 (0.3%)
RIBAVIRIN	1 (0.3%)	0	0
SOFOSBUVIR;VELPATASVIR	0	1 (0.3%)	0
TILORONE	1 (0.3%)	0	0
VIDARABINE	0	1 (0.3%)	0
APPETITE STIMULANTS			
Total number of patients with at least one treatment	1 (0.3%)	2 (0.6%)	1 (0.3%)
CANNABIS SATIVA	1 (0.3%)	2 (0.6%)	1 (0.3%)
Total number of treatments	1	2	1
BETA BLOCKING AGENTS			
Total number of patients with at least one treatment	138 (43.8%)	137 (43.8%)	123 (39.4%)
Total number of treatments	161	161	152
CARVEDILOL	40 (12.7%)	36 (11.5%)	31 (9.9%)
METOPROLOL	31 (9.8%)	29 (9.3%)	28 (9.0%)
BISOPROLOL FUMARATE	23 (7.3%)	21 (6.7%)	14 (4.5%)
METOPROLOL TARTRATE	9 (2.9%)	14 (4.5%)	15 (4.8%)
METOPROLOL SUCCINATE	6 (1.9%)	15 (4.8%)	14 (4.5%)
NEBIVOLOL HYDROCHLORIDE	13 (4.1%)	6 (1.9%)	12 (3.8%)
BISOPROLOL	9 (2.9%)	7 (2.2%)	8 (2.6%)
ATENOLOL	6 (1.9%)	4 (1.3%)	7 (2.2%)
NEBIVOLOL	5 (1.6%)	3 (1.0%)	2 (0.6%)
LABETALOL	1 (0.3%)	4 (1.3%)	4 (1.3%)
PROPRANOLOL	1 (0.3%)	3 (1.0%)	2 (0.6%)
ATENOLOL;CHLORTALIDONE	1 (0.3%)	2 (0.6%)	1 (0.3%)
BETAXOLOL HYDROCHLORIDE	1 (0.3%)	2 (0.6%)	1 (0.3%)
SOTALOL	4 (1.3%)	0	0
NADOLOL	1 (0.3%)	1 (0.3%)	1 (0.3%)
LABETALOL HYDROCHLORIDE	2 (0.6%)	0	0
AMLODIPINE BESILATE;BISOPROLOL FUMARATE	0	0	1 (0.3%)
CELIPROLOL	0	0	1 (0.3%)
HYDROCHLOROTHIAZIDE;NEBIVOLOL HYDROCHLORIDE	0	1 (0.3%)	0
LANDIOLOL HYDROCHLORIDE	0	1 (0.3%)	0
PROPRANOLOL HYDROCHLORIDE	0	0	1 (0.3%)
SOTALOL HYDROCHLORIDE	1 (0.3%)	0	0
BILE AND LIVER THERAPY			
Total number of patients with at least one treatment	16 (5.1%)	15 (4.8%)	16 (5.1%)
Total number of treatments	19	17	20
LACTULOSE	4 (1.3%)	1 (0.3%)	6 (1.9%)
SILYBUM MARIANUM	4 (1.3%)	2 (0.6%)	5 (1.6%)
URSODEOXYCHOLIC ACID	4 (1.3%)	3 (1.0%)	3 (1.0%)
CURCUMA LONGA	3 (1.0%)	4 (1.3%)	2 (0.6%)
RIFAXIMIN	0	1 (0.3%)	2 (0.6%)
ORNITHINE ASPARTATE	2 (0.6%)	0	0
PHOSPHOLIPIDS	0	2 (0.6%)	0
BIOTIN;CYANOCOBALAMIN;INOSITOL;NICOTINAMIDE;OROTIC ACID;PYRIDOXINE HYDROCHLORIDE;RIBOFLAVIN;RUTOSIDE;THIAMINE MONONITRATE;THIOCTIC ACID;TOCOPHERYL ACETATE	1 (0.3%)	0	0
BORNEOL;CAMPHENE;CINEOLE;MENTHOL;MENTHONE;PINENE	0	1 (0.3%)	0
CHOLINE;CICHORIUM INTYBUS;CURCUMA LONGA;CYNARA CARDUNCULUS;ILEX PARAGUARIENSIS;ORNITHINE ASPARTATE	0	1 (0.3%)	0
CHOLINE;INOSITOL	0	1 (0.3%)	0
CYNARA CARDUNCULUS EXTRACT	0	0	1 (0.3%)
GLYCYRRHIZA GLABRA ROOT	0	0	1 (0.3%)
LEVOGLUTAMIDE	1 (0.3%)	0	0
TIMONACIC	0	1 (0.3%)	0
BLOOD SUBSTITUTES AND PERFUSION SOLUTIONS			
Total number of patients with at least one treatment	90 (28.6%)	78 (24.9%)	75 (24.0%)
Total number of treatments	185	141	142
VITAMINS NOS	31 (9.8%)	17 (5.4%)	23 (7.4%)
POTASSIUM CHLORIDE	21 (6.7%)	20 (6.4%)	18 (5.8%)
SODIUM CHLORIDE	28 (8.9%)	19 (6.1%)	12 (3.8%)
GLUCOSE	9 (2.9%)	9 (2.9%)	4 (1.3%)
POTASSIUM	5 (1.6%)	6 (1.9%)	9 (2.9%)
MINERALS NOS;VITAMINS NOS	8 (2.5%)	4 (1.3%)	4 (1.3%)
MAGNESIUM SULFATE	4 (1.3%)	4 (1.3%)	3 (1.0%)
CALCIUM CHLORIDE;POTASSIUM CHLORIDE;SODIUM LACTATE	4 (1.3%)	4 (1.3%)	2 (0.6%)
SODIUM BICARBONATE	4 (1.3%)	2 (0.6%)	4 (1.3%)
ZINC	2 (0.6%)	2 (0.6%)	5 (1.6%)

ALBUMIN HUMAN	3 (1.0%)	5 (1.6%)	0
CALCIUM CHLORIDE;POTASSIUM CHLORIDE;SODIUM CHLORIDE	4 (1.3%)	1 (0.3%)	1 (0.3%)
MANNITOL	4 (1.3%)	0	2 (0.6%)
ISOSORBIDE	2 (0.6%)	1 (0.3%)	2 (0.6%)
MAGNESIUM CITRATE	2 (0.6%)	1 (0.3%)	2 (0.6%)
CALCIUM GLUCONATE	2 (0.6%)	1 (0.3%)	1 (0.3%)
NUTRIENTS NOS	1 (0.3%)	2 (0.6%)	1 (0.3%)
UREA	0	2 (0.6%)	2 (0.6%)
BLOOD, WHOLE	1 (0.3%)	2 (0.6%)	0
CALCIUM CHLORIDE	2 (0.6%)	1 (0.3%)	0
CHLORHEXIDINE	2 (0.6%)	0	1 (0.3%)
RED BLOOD CELLS, CONCENTRATED	2 (0.6%)	0	1 (0.3%)
ZINC SULFATE	1 (0.3%)	2 (0.6%)	0
CALCIUM CHLORIDE DIHYDRATE;MAGNESIUM CHLORIDE HEXAHYDRATE;POTASSIUM CHLORIDE;SODIUM ACETATE TRIHYDRATE;SODIUM CHLORIDE;SODIUM CITRATE DIHYDRATE	0	1 (0.3%)	1 (0.3%)
CALCIUM CHLORIDE DIHYDRATE;POTASSIUM CHLORIDE;SODIUM CHLORIDE;SODIUM LACTATE	1 (0.3%)	0	1 (0.3%)
CHLORHEXIDINE GLUCONATE	1 (0.3%)	1 (0.3%)	0
ELECTROLYTES NOS	1 (0.3%)	1 (0.3%)	0
GLUCOSE;POTASSIUM CHLORIDE;SODIUM CHLORIDE	1 (0.3%)	0	1 (0.3%)
GLUCOSE;SODIUM CHLORIDE	1 (0.3%)	1 (0.3%)	0
HETASTARCH	1 (0.3%)	0	1 (0.3%)
I.V. SOLUTIONS	1 (0.3%)	0	1 (0.3%)
MAGNESIUM CHLORIDE	0	0	2 (0.6%)
PHOSPHOLIPIDS	0	2 (0.6%)	0
SODIUM PHOSPHATE	0	1 (0.3%)	1 (0.3%)
ALANINE;ARGININE;CALCIUM CHLORIDE;FISH OIL;GLUCOSE MONOHYDRATE;GLYCINE;GLYCINE MAX SEED OIL;HISTIDINE;ISOLEUCINE;LEUCINE;LYSINE ACETATE;MAGNESIUM SULFATE;MEDIUM-CHAIN TRIGLYCERIDES;METHIONINE;OLEA EUROPAEA OIL;PHENYLALANINE;POTASSIUM CHLORIDE;PROLINE;SERINE;SODIUM ACETATE;SODIUM GLYCEROPHOSPHATE;TAURINE;THREONINE;TRYPTOPHAN, L-;TYROSINE;VALINE;ZINC SULFATE	1 (0.3%)	0	0
AMINO ACIDS NOS	0	1 (0.3%)	0
AMINO ACIDS NOS;ELECTROLYTES NOS;GLUCOSE;THIAMINE HYDROCHLORIDE	1 (0.3%)	0	0
AMINO ACIDS NOS;MINERALS NOS;VITAMINS NOS	1 (0.3%)	0	0
ASCORBIC ACID;BIOTIN;CALCIUM PANTOTHENATE;CYANOCOBALAMIN;FOLIC ACID;NICOTINAMIDE;PYRIDOXINE HYDROCHLORIDE;RIBOFLAVIN;THIAMINE HYDROCHLORIDE	0	0	1 (0.3%)
BLOOD, CALF, DEPROT., LMW PORTION	1 (0.3%)	0	0
CALCIUM CHLORIDE DIHYDRATE;GLUCOSE MONOHYDRATE;MAGNESIUM CHLORIDE HEXAHYDRATE;POTASSIUM CHLORIDE;SODIUM CHLORIDE;SODIUM LACTATE	0	1 (0.3%)	0
CALCIUM CHLORIDE DIHYDRATE;GLUCOSE;POTASSIUM CHLORIDE;SODIUM ACETATE;SODIUM CHLORIDE	0	0	1 (0.3%)
CALCIUM CHLORIDE DIHYDRATE;MALTOSE;POTASSIUM CHLORIDE;SODIUM CHLORIDE;SODIUM LACTATE	1 (0.3%)	0	0
CALCIUM CHLORIDE;GLUCOSE MONOHYDRATE;MAGNESIUM CHLORIDE HEXAHYDRATE;POTASSIUM CHLORIDE;SODIUM CHLORIDE	1 (0.3%)	0	0
CALCIUM CHLORIDE;MAGNESIUM CHLORIDE;MALIC ACID;POTASSIUM CHLORIDE;SODIUM ACETATE;SODIUM CHLORIDE	1 (0.3%)	0	0
CALCIUM CHLORIDE;MAGNESIUM CHLORIDE;POTASSIUM CHLORIDE;SODIUM ACETATE;SODIUM CHLORIDE	0	0	1 (0.3%)
CALCIUM GLUCONATE MONOHYDRATE;GLUCOSE;MAGNESIUM CHLORIDE HEXAHYDRATE;POTASSIUM CHLORIDE;SODIUM ACETATE;SODIUM CHLORIDE;SODIUM CITRATE DIHYDRATE	0	1 (0.3%)	0
CHROMIC CHLORIDE;COPPER GLUCONATE;FERROUS GLUCONATE;MANGANESE GLUCONATE;POTASSIUM IODIDE;SODIUM FLUORIDE;SODIUM MOLYBDATE;SODIUM SELENITE;ZINC GLUCONATE	1 (0.3%)	0	0
ELECTROLYTES NOS;GLUCOSE	0	0	1 (0.3%)
FRUCTOSE;POTASSIUM CHLORIDE;SODIUM CHLORIDE;SODIUM LACTATE	0	1 (0.3%)	0
GELATIN	0	1 (0.3%)	0
GELATIN;SODIUM CHLORIDE	1 (0.3%)	0	0
GLUCONATE SODIUM;MAGNESIUM CHLORIDE HEXAHYDRATE;POTASSIUM CHLORIDE;SODIUM ACETATE TRIHYDRATE;SODIUM CHLORIDE	0	1 (0.3%)	0
GLUCOSE;POTASSIUM CHLORIDE;SODIUM CHLORIDE;SODIUM LACTATE	0	0	1 (0.3%)
LYSINE	0	1 (0.3%)	0
NEOMYCIN	0	0	1 (0.3%)
OMEGA-3 FATTY ACIDS	0	1 (0.3%)	0
POTASSIUM CHLORIDE;SODIUM BICARBONATE;SODIUM CHLORIDE;SODIUM SULFATE	0	0	1 (0.3%)
POTASSIUM CHLORIDE;SODIUM CHLORIDE	0	1 (0.3%)	0
POTASSIUM PHOSPHATE DIBASIC;POTASSIUM PHOSPHATE MONOBASIC	0	0	1 (0.3%)
RED BLOOD CELLS	1 (0.3%)	0	0
SODIUM CITRATE	0	0	1 (0.3%)
CALCIUM CHANNEL BLOCKERS			
Total number of patients with at least one treatment	89 (28.3%)	101 (32.3%)	109 (34.9%)
Total number of treatments	109	117	128
AMLODIPINE	45 (14.3%)	53 (16.9%)	62 (19.9%)
AMLODIPINE BESILATE	23 (7.3%)	19 (6.1%)	21 (6.7%)
LERCANIDIPINE HYDROCHLORIDE	6 (1.9%)	8 (2.6%)	6 (1.9%)
NIFEDIPINE	8 (2.5%)	7 (2.2%)	5 (1.6%)
DILTIAZEM HYDROCHLORIDE	1 (0.3%)	5 (1.6%)	5 (1.6%)
DILTIAZEM	4 (1.3%)	2 (0.6%)	4 (1.3%)
VERAPAMIL	4 (1.3%)	3 (1.0%)	3 (1.0%)
LACIDIPINE	2 (0.6%)	5 (1.6%)	2 (0.6%)
NITRENDIPINE	2 (0.6%)	3 (1.0%)	2 (0.6%)
VERAPAMIL HYDROCHLORIDE	4 (1.3%)	0	1 (0.3%)
AMLODIPINE BESILATE;INDAPAMIDE	1 (0.3%)	0	1 (0.3%)
AMLODIPINE;INDAPAMIDE	0	0	2 (0.6%)
LERCANIDIPINE	0	0	2 (0.6%)
NICARDIPINE	0	1 (0.3%)	1 (0.3%)
AZELNIDIPINE	0	0	1 (0.3%)
BARNIDIPINE	0	1 (0.3%)	0
BENIDIPINE HYDROCHLORIDE	0	0	1 (0.3%)
CILNIDIPINE	0	1 (0.3%)	0
CLEVIDIPINE	1 (0.3%)	0	0

FELODIPINE	1 (0.3%)	0	0
NICARDIPINE HYDROCHLORIDE	0	1 (0.3%)	0
NISOLDIPINE	0	1 (0.3%)	0
CALCIUM HOMEOSTASIS			
Total number of patients with at least one treatment	6 (1.9%)	2 (0.6%)	1 (0.3%)
Total number of treatments	6	2	1
CALCIFEDIOL	3 (1.0%)	1 (0.3%)	0
CALCIFEDIOL MONOHYDRATE	1 (0.3%)	0	0
CALCITONIN, SALMON	1 (0.3%)	0	0
DOXERCALCIFEROL	0	0	1 (0.3%)
PARICALCITOL	1 (0.3%)	0	0
TERIPARATIDE	0	1 (0.3%)	0
CARDIAC THERAPY			
Total number of patients with at least one treatment	80 (25.4%)	81 (25.9%)	85 (27.2%)
Total number of treatments	144	131	105
IBUPROFEN	28 (8.9%)	22 (7.0%)	30 (9.6%)
GLYCERYL TRINITRATE	13 (4.1%)	17 (5.4%)	10 (3.2%)
LIDOCAINE	11 (3.5%)	9 (2.9%)	6 (1.9%)
UBIDECARENONE	8 (2.5%)	8 (2.6%)	9 (2.9%)
ISOSORBIDE MONONITRATE	8 (2.5%)	6 (1.9%)	9 (2.9%)
DIGOXIN	4 (1.3%)	5 (1.6%)	1 (0.3%)
EPINEPHRINE	3 (1.0%)	3 (1.0%)	4 (1.3%)
AMIODARONE	5 (1.6%)	3 (1.0%)	1 (0.3%)
IPRATROPIUM BROMIDE	3 (1.0%)	3 (1.0%)	3 (1.0%)
ATROPINE	4 (1.3%)	4 (1.3%)	0
ISOSORBIDE DINITRATE	2 (0.6%)	2 (0.6%)	3 (1.0%)
INDOMETACIN	2 (0.6%)	2 (0.6%)	2 (0.6%)
LIMAPROST ALFADEX	3 (1.0%)	2 (0.6%)	1 (0.3%)
DOPAMINE	2 (0.6%)	1 (0.3%)	2 (0.6%)
MAGNESIUM ASPARTATE;POTASSIUM ASPARTATE	3 (1.0%)	2 (0.6%)	0
PROPAFENONE HYDROCHLORIDE	0	1 (0.3%)	4 (1.3%)
TRIMETAZIDINE HYDROCHLORIDE	3 (1.0%)	0	2 (0.6%)
NOREPINEPHRINE	3 (1.0%)	1 (0.3%)	0
AMIODARONE HYDROCHLORIDE	0	2 (0.6%)	1 (0.3%)
IVABRADINE HYDROCHLORIDE	0	1 (0.3%)	2 (0.6%)
MIDODRINE	0	1 (0.3%)	2 (0.6%)
PHENYLEPHRINE	0	3 (1.0%)	0
RANOLAZINE	1 (0.3%)	2 (0.6%)	0
ADENOSINE TRIPHOSPHATE, DISODIUM SALT	0	2 (0.6%)	0
ALPROSTADIL ALFADEX	0	2 (0.6%)	0
CRATAEGUS LAEVIGATA FRUIT;MAGNESIUM CARBONATE;POTASSIUM CARBONATE;POTASSIUM GLUCONATE;PYRIDOXINE HYDROCHLORIDE	0	0	2 (0.6%)
EPHEDRINE HYDROCHLORIDE	1 (0.3%)	0	1 (0.3%)
IPRATROPIUM	1 (0.3%)	1 (0.3%)	0
ISOPRENALINE	2 (0.6%)	0	0
MOLSIDOMINE	1 (0.3%)	0	1 (0.3%)
NOREPINEPHRINE BITARTRATE	0	1 (0.3%)	1 (0.3%)
TRIMETAZIDINE	0	1 (0.3%)	1 (0.3%)
ADENOSINE	1 (0.3%)	0	0
ASCORBYL PALMITATE;LEVOCARNITINE HYDROCHLORIDE;TOCOPHEROL;UBIDECARENONE	1 (0.3%)	0	0
ATROPINE SULFATE	0	1 (0.3%)	0
CAMPHOR	1 (0.3%)	0	0
CARNITINE	1 (0.3%)	0	0
DOBUTAMINE	1 (0.3%)	0	0
DOFETILIDE	0	1 (0.3%)	0
EPHEDRINE	0	1 (0.3%)	0
GLUCOSE;INSULIN;POTASSIUM	1 (0.3%)	0	0
HYDRALAZINE HYDROCHLORIDE;ISOSORBIDE DINITRATE	1 (0.3%)	0	0
IBUPROFEN PICONOL	0	1 (0.3%)	0
LEVOCARNITINE	1 (0.3%)	0	0
LEVOCARNITINE PROPIONATE HYDROCHLORIDE	0	1 (0.3%)	0
LIDOCAINE HYDROCHLORIDE	1 (0.3%)	0	0
MELDONIUM	1 (0.3%)	0	0
MILRINONE	0	1 (0.3%)	0
NICORANDIL	1 (0.3%)	0	0
PACLITAXEL	1 (0.3%)	0	0
PROPAFENONE	0	0	1 (0.3%)
TAURINE	0	0	1 (0.3%)
UBIQUINOL	0	1 (0.3%)	0
CONTRAST MEDIA			
Total number of patients with at least one treatment	2 (0.6%)	4 (1.3%)	6 (1.9%)
Total number of treatments	3	5	6
IOHEXOL	0	2 (0.6%)	1 (0.3%)
IOPAMIDOL	1 (0.3%)	1 (0.3%)	1 (0.3%)
GADOBUTROL	0	0	1 (0.3%)
GADOTERIDOL	0	0	1 (0.3%)
IODINE;IOHEXOL	0	0	1 (0.3%)
IODIXANOL	1 (0.3%)	0	0
IOMEPROL	0	1 (0.3%)	0
PERFLUTREN	0	0	1 (0.3%)

CORTICOSTEROIDS FOR SYSTEMIC USE			
Total number of patients with at least one treatment	41 (13.0%)	49 (15.7%)	40 (12.8%)
Total number of treatments	64	80	54
PREDNISONE	8 (2.5%)	9 (2.9%)	18 (5.8%)
DEXAMETHASONE	9 (2.9%)	12 (3.8%)	3 (1.0%)
METHYLPREDNISOLONE	6 (1.9%)	6 (1.9%)	5 (1.6%)
HYDROCORTISONE	5 (1.6%)	4 (1.3%)	3 (1.0%)
CORTISONE	3 (1.0%)	2 (0.6%)	6 (1.9%)
TRIAMCINOLONE ACETONIDE	2 (0.6%)	5 (1.6%)	3 (1.0%)
PREDNISOLONE	3 (1.0%)	2 (0.6%)	3 (1.0%)
TRIAMCINOLONE	5 (1.6%)	2 (0.6%)	1 (0.3%)
DEXAMETHASONE SODIUM PHOSPHATE	2 (0.6%)	4 (1.3%)	1 (0.3%)
KETOCONAZOLE	2 (0.6%)	1 (0.3%)	2 (0.6%)
METHYLPREDNISOLONE ACETATE	2 (0.6%)	2 (0.6%)	1 (0.3%)
BETAMETHASONE BUTYRATE PROPIONATE	1 (0.3%)	3 (1.0%)	0
HYDROCORTISONE BUTYRATE	0	2 (0.6%)	1 (0.3%)
METHYLPREDNISOLONE SODIUM SUCCINATE	0	2 (0.6%)	1 (0.3%)
STEROIDS	2 (0.6%)	1 (0.3%)	0
BETAMETHASONE DIPROPIONATE	0	1 (0.3%)	0
BETAMETHASONE VALERATE	1 (0.3%)	0	0
BETAMETHASONE;DEXCHLORPHENIRAMINE MALEATE	0	0	1 (0.3%)
DEXAMETHASONE PHOSPHATE	0	1 (0.3%)	0
FLUDROCORTISONE	1 (0.3%)	0	0
FLUDROCORTISONE ACETATE	0	1 (0.3%)	0
HYDROCORTISONE SODIUM SUCCINATE	0	1 (0.3%)	0
CORTICOSTEROIDS, DERMATOLOGICAL PREPARATIONS			
Total number of patients with at least one treatment	52 (16.5%)	63 (20.1%)	48 (15.4%)
Total number of treatments	81	107	65
PREDNISONE	8 (2.5%)	9 (2.9%)	18 (5.8%)
FLUTICASONE PROPIONATE	8 (2.5%)	12 (3.8%)	7 (2.2%)
DEXAMETHASONE	9 (2.9%)	12 (3.8%)	3 (1.0%)
METHYLPREDNISOLONE	6 (1.9%)	6 (1.9%)	5 (1.6%)
HYDROCORTISONE	5 (1.6%)	4 (1.3%)	3 (1.0%)
FLUTICASONE	5 (1.6%)	4 (1.3%)	1 (0.3%)
TRIAMCINOLONE ACETONIDE	2 (0.6%)	5 (1.6%)	3 (1.0%)
PREDNISOLONE	3 (1.0%)	2 (0.6%)	3 (1.0%)
TRIAMCINOLONE	5 (1.6%)	2 (0.6%)	1 (0.3%)
BETAMETHASONE VALERATE;GENTAMICIN SULFATE	2 (0.6%)	3 (1.0%)	2 (0.6%)
DEXAMETHASONE SODIUM PHOSPHATE	2 (0.6%)	4 (1.3%)	1 (0.3%)
BUDESONIDE	1 (0.3%)	4 (1.3%)	1 (0.3%)
METHYLPREDNISOLONE ACETATE	2 (0.6%)	2 (0.6%)	1 (0.3%)
BETAMETHASONE BUTYRATE PROPIONATE	1 (0.3%)	3 (1.0%)	0
CLOBETASOL PROPIONATE	2 (0.6%)	1 (0.3%)	1 (0.3%)
MOMETASONE FUROATE	0	1 (0.3%)	3 (1.0%)
HYDROCORTISONE BUTYRATE	0	2 (0.6%)	1 (0.3%)
METHYLPREDNISOLONE SODIUM SUCCINATE	0	2 (0.6%)	1 (0.3%)
MOMETASONE	0	1 (0.3%)	2 (0.6%)
STEROIDS	2 (0.6%)	1 (0.3%)	0
BACTERIA NOS;HYDROCORTISONE	1 (0.3%)	1 (0.3%)	0
ALCLOMETASONE DIPROPIONATE	0	0	1 (0.3%)
BETAMETHASONE DIPROPIONATE	0	1 (0.3%)	0
BETAMETHASONE DIPROPIONATE;GENTAMICIN SULFATE	1 (0.3%)	0	0
BETAMETHASONE VALERATE	1 (0.3%)	0	0
DESOXIMETASONE	1 (0.3%)	0	0
DIFLORASONE DIACETATE	0	1 (0.3%)	0
DIFLUCORTOLONE VALERATE	1 (0.3%)	0	0
DIFLUPREDNATE	0	1 (0.3%)	0
DIPHENHYDRAMINE HYDROCHLORIDE;HYDROCORTISONE ACETATE;NEOMYCIN SULFATE	0	1 (0.3%)	0
HYDROCORTISONE SODIUM SUCCINATE	0	1 (0.3%)	0
HYDROCORTISONE;OXYTETRACYCLINE HYDROCHLORIDE	0	1 (0.3%)	0
COUGH AND COLD PREPARATIONS			
Total number of patients with at least one treatment	64 (20.3%)	49 (15.7%)	53 (17.0%)
Total number of treatments	109	87	100
SODIUM CHLORIDE	28 (8.9%)	19 (6.1%)	12 (3.8%)
HYDROCODONE	5 (1.6%)	4 (1.3%)	9 (2.9%)
GUAIFENESIN	6 (1.9%)	4 (1.3%)	4 (1.3%)
BENZONATATE	5 (1.6%)	5 (1.6%)	2 (0.6%)
ZINC	2 (0.6%)	2 (0.6%)	5 (1.6%)
ACETYLCYSTEINE	1 (0.3%)	3 (1.0%)	3 (1.0%)
COUGH AND COLD PREPARATIONS	1 (0.3%)	4 (1.3%)	2 (0.6%)
DEXTROMETHORPHAN HYDROBROMIDE;GUAIFENESIN	1 (0.3%)	3 (1.0%)	3 (1.0%)
CARBOCISTEINE	2 (0.6%)	2 (0.6%)	2 (0.6%)
ERDOSTEINE	1 (0.3%)	2 (0.6%)	3 (1.0%)
MANNITOL	4 (1.3%)	0	2 (0.6%)
AMBROXOL HYDROCHLORIDE	3 (1.0%)	0	1 (0.3%)
DEXTROMETHORPHAN HYDROBROMIDE	2 (0.6%)	1 (0.3%)	1 (0.3%)
MENTHOL	2 (0.6%)	2 (0.6%)	0
OTHER COUGH SUPPRESSANTS AND EXPECTORANTS	1 (0.3%)	1 (0.3%)	1 (0.3%)
BUTAMIRATE CITRATE	1 (0.3%)	0	1 (0.3%)
CLOPERASTINE	0	1 (0.3%)	1 (0.3%)

DEXTROMETHORPHAN HYDROBROMIDE MONOHYDRATE	0	1 (0.3%)	1 (0.3%)
ELECTROLYTES NOS	1 (0.3%)	1 (0.3%)	0
LINUM USITATISSIMUM SEED OIL	1 (0.3%)	0	1 (0.3%)
OTHER COLD PREPARATIONS	1 (0.3%)	1 (0.3%)	0
ALTHAEA OFFICINALIS EXTRACT	1 (0.3%)	0	0
AMBROXOL	0	1 (0.3%)	0
AMBROXOL HYDROCHLORIDE;SALBUTAMOL SULFATE	1 (0.3%)	0	0
ASARUM SPP. ROOT;CINNAMOMUM CASSIA BARK;EPHEDRA SPP. HERB;GLYCYRRHIZA SPP. ROOT;PAEONIA LACTIFLORA ROOT;PINELLIA TERNATA TUBER;SCHISANDRA CHINENSIS FRUIT;ZINGIBER OFFICINALE RHIZOME	0	1 (0.3%)	0
BETA VULGARIS	0	0	1 (0.3%)
BROMHEXINE HYDROCHLORIDE	0	0	1 (0.3%)
BROMHEXINE HYDROCHLORIDE;CAFFEINE;CARBINOXAMINE MALEATE;DIHYDROCODEINE BITARTRATE;LYSOZYME HYDROCHLORIDE;METHYLEPHEDRINE HYDROCHLORIDE-DL;NOSCAPINE;PARACETAMOL;RIBOFLAVIN;SULBUTIAMINE	1 (0.3%)	0	0
BROMPHENIRAMINE MALEATE;CAFFEINE;PARACETAMOL	0	0	1 (0.3%)
CAFFEINE;CHLORPHENAMINE MALEATE;PARACETAMOL;SALICYLAMIDE	0	0	1 (0.3%)
CAMPHOR	1 (0.3%)	0	0
CAMPHOR;EUCALYPTUS GLOBULUS OIL;MENTHOL	0	1 (0.3%)	0
CETRARIA ISLANDICA;EUCALYPTUS GLOBULUS;FOENICULUM VULGARE;ILLICIUM VERUM;PIMPINELLA ANISUM;SAPONARIA OFFICINALIS;THYMUS VULGARIS EXTRACT;TUSSILAGO FARFARA	0	1 (0.3%)	0
CHLORPHENAMINE MALEATE;DIHYDROCODEINE PHOSPHATE;METHYLEPHEDRINE HYDROCHLORIDE-DL	0	0	1 (0.3%)
CHLORPHENAMINE MALEATE;PARACETAMOL;PHENYLEPHRINE BITARTRATE	0	0	1 (0.3%)
CHLORPHENAMINE MALEATE;PARACETAMOL;PHENYLEPHRINE HYDROCHLORIDE	0	1 (0.3%)	0
CODEINE HYDROCHLORIDE;EPHEDRINE HYDROCHLORIDE	0	0	1 (0.3%)
CODEINE PHOSPHATE;GUAIFENESIN	0	1 (0.3%)	0
CODEINE PHOSPHATE;GUAIFENESIN;PHENIRAMINE MALEATE	0	0	1 (0.3%)
CODEINE PHOSPHATE;PROMETHAZINE HYDROCHLORIDE	1 (0.3%)	0	0
DEQUALINIUM CHLORIDE;NOSCAPINE	1 (0.3%)	0	0
DEXTROMETHORPHAN	1 (0.3%)	0	0
DEXTROMETHORPHAN HYDROBROMIDE;DOXYLAMINE SUCCINATE	0	1 (0.3%)	0
DEXTROMETHORPHAN HYDROBROMIDE;GUAIFENESIN;PHENYLEPHRINE	1 (0.3%)	0	0
DIHYDROCODEINE BITARTRATE	1 (0.3%)	0	0
DIMEMORFAN PHOSPHATE	1 (0.3%)	0	0
DROTEBANOL	0	0	1 (0.3%)
EPRAZINONE HYDROCHLORIDE	0	0	1 (0.3%)
ESSENTIAL OILS NOS	0	0	1 (0.3%)
FOENICULUM VULGARE	1 (0.3%)	0	0
FUDOSTEINE	1 (0.3%)	0	0
GENTIANA LUTEA ROOT;PRIMULA SPP. FLOWER;RUMEX SPP. HERB;SAMBUCUS NIGRA FLOWER;VERBENA OFFICINALIS HERB	1 (0.3%)	0	0
GLYCYRRHIZA GLABRA ROOT	0	0	1 (0.3%)
GUAIFENESIN;PSEUDOEPHEDRINE HYDROCHLORIDE	1 (0.3%)	0	0
HEDERA HELIX EXTRACT	0	1 (0.3%)	0
HOMATROPINE METHYLBROMIDE;HYDROCODONE BITARTRATE	0	1 (0.3%)	0
L-CARBOCISTEINE	0	1 (0.3%)	0
LEVODROPROPIZINE	1 (0.3%)	0	0
LINUM USITATISSIMUM SEED	1 (0.3%)	0	0
MYRTOL	0	1 (0.3%)	0
OLEA EUROPAEA LEAF	0	0	1 (0.3%)
OXOLAMINE PHOSPHATE	0	0	1 (0.3%)
POLYGALA SENEGA	0	1 (0.3%)	0
PRENOXDIAZIN HYDROCHLORIDE	0	0	1 (0.3%)
QUININE SULFATE	0	0	1 (0.3%)
SALVIA OFFICINALIS	1 (0.3%)	0	0
SODIUM CITRATE	0	0	1 (0.3%)
TIPEPIDINE HIBENZATE	1 (0.3%)	0	0
ZINC GLUCONATE	0	0	1 (0.3%)
DIAGNOSTIC AGENTS			
Total number of patients with at least one treatment	21 (6.7%)	31 (9.9%)	13 (4.2%)
Total number of treatments	26	34	16
FOLIC ACID	5 (1.6%)	18 (5.8%)	5 (1.6%)
GLUCOSE	9 (2.9%)	9 (2.9%)	4 (1.3%)
MAGNESIUM SULFATE	4 (1.3%)	4 (1.3%)	3 (1.0%)
MANNITOL	4 (1.3%)	0	2 (0.6%)
ALLERGENS NOS	0	0	1 (0.3%)
TERIPARATIDE	0	1 (0.3%)	0
DIGESTIVES, INCL. ENZYMES			
Total number of patients with at least one treatment	6 (1.9%)	8 (2.6%)	14 (4.5%)
Total number of treatments	8	8	14
SILYBUM MARIANUM	4 (1.3%)	2 (0.6%)	5 (1.6%)
PANCREATIN	1 (0.3%)	3 (1.0%)	2 (0.6%)
MONASCUS PURPUREUS	0	0	3 (1.0%)
AZULENE SODIUM SULFONATE;LEVOGLUTAMIDE	0	1 (0.3%)	1 (0.3%)
ALPHA-AMYLASE SWINE PANCREAS;CELLULASE;LIPASE;PROTEASE NOS	0	1 (0.3%)	0
BIODIASTASE 2000	1 (0.3%)	0	0
ENZYME PREPARATIONS	0	1 (0.3%)	0
ENZYMES NOS	0	0	1 (0.3%)
LIPASE	1 (0.3%)	0	0
PANCREATIN;SIMETICONE	0	0	1 (0.3%)
PANCRELIPASE	0	0	1 (0.3%)
PROZYME	1 (0.3%)	0	0
DIURETICS			

Total number of patients with at least one treatment	107 (34.0%)	102 (32.6%)	102 (32.7%)
Total number of treatments	169	162	167
FUROSEMIDE	60 (19.0%)	50 (16.0%)	47 (15.1%)
HYDROCHLOROTHIAZIDE	24 (7.6%)	19 (6.1%)	33 (10.6%)
SPIRONOLACTONE	16 (5.1%)	22 (7.0%)	14 (4.5%)
TORASEMIDE	17 (5.4%)	17 (5.4%)	11 (3.5%)
INDAPAMIDE	8 (2.5%)	9 (2.9%)	10 (3.2%)
BUMETANIDE	5 (1.6%)	5 (1.6%)	5 (1.6%)
CHLORTALIDONE	3 (1.0%)	3 (1.0%)	6 (1.9%)
METOLAZONE	4 (1.3%)	2 (0.6%)	4 (1.3%)
EPLERENONE	2 (0.6%)	4 (1.3%)	3 (1.0%)
ISOSORBIDE	2 (0.6%)	1 (0.3%)	2 (0.6%)
ACETAZOLAMIDE	2 (0.6%)	2 (0.6%)	0
AMILORIDE HYDROCHLORIDE;HYDROCHLOROTHIAZIDE	1 (0.3%)	2 (0.6%)	1 (0.3%)
HYDROCHLOROTHIAZIDE;TRIAMTERENE	3 (1.0%)	0	0
AZOSEMIDE	0	1 (0.3%)	1 (0.3%)
AGROPYRON SPP.;ALLIUM CEPA;BETULA SPP. LEAF;EQUISETUM SPP. HERB;LEVISTICUM OFFICINALE ROOT;PETROSELINUM CRISPUM ROOT;POLYGONUM AVICULARE HERB;SOLIDAGO SPP. HERB;TRIGONELLA FOENUM-GRAECUM SEED	0	1 (0.3%)	0
ALISMA ORIENTALE TUBER;ATRACTYLODES SPP. RHIZOME;CINNAMOMUM CASSIA BARK;POLYPORUS UMBELLATUS SCLEROTIUM;PORIA COCOS SCLEROTIUM	1 (0.3%)	0	0
AMILORIDE	1 (0.3%)	0	0
BETULA SPP. LEAF;IRON;LESPEDEZA CAPITATA HERB;VACCINIUM HIRTUM FRUIT;VITAMIN E NOS	0	1 (0.3%)	0
CHLOROTHIAZIDE	0	1 (0.3%)	0
CLOPAMIDE	1 (0.3%)	0	0
OTHER DIURETICS	0	0	1 (0.3%)
TOLVAPTAN	0	0	1 (0.3%)
TRIAMTERENE	0	1 (0.3%)	0
TRICHLORMETHIAZIDE	1 (0.3%)	0	0
WITHANIA SOMNIFERA	0	1 (0.3%)	0
DRUGS FOR ACID RELATED DISORDERS			
Total number of patients with at least one treatment	95 (30.2%)	98 (31.3%)	96 (30.8%)
Total number of treatments	125	142	138
OMEPRAZOLE	20 (6.3%)	27 (8.6%)	18 (5.8%)
PANTOPRAZOLE	22 (7.0%)	19 (6.1%)	22 (7.1%)
PANTOPRAZOLE SODIUM SESQUIHYDRATE	15 (4.8%)	17 (5.4%)	14 (4.5%)
FAMOTIDINE	14 (4.4%)	14 (4.5%)	14 (4.5%)
ESOMEPRAZOLE	8 (2.5%)	9 (2.9%)	6 (1.9%)
MAGNESIUM OXIDE	5 (1.6%)	5 (1.6%)	9 (2.9%)
CALCIUM CARBONATE	4 (1.3%)	4 (1.3%)	6 (1.9%)
LANSOPRAZOLE	1 (0.3%)	6 (1.9%)	6 (1.9%)
MAGNESIUM HYDROXIDE	2 (0.6%)	5 (1.6%)	4 (1.3%)
RANITIDINE	2 (0.6%)	5 (1.6%)	3 (1.0%)
REBAMIPIDE	3 (1.0%)	3 (1.0%)	4 (1.3%)
SODIUM BICARBONATE	4 (1.3%)	2 (0.6%)	4 (1.3%)
ESOMEPRAZOLE MAGNESIUM	4 (1.3%)	4 (1.3%)	0
SUCRALFATE	0	1 (0.3%)	4 (1.3%)
VONOPRAZAN FUMARATE	2 (0.6%)	0	3 (1.0%)
BISMUTH SUBSALICYLATE	1 (0.3%)	1 (0.3%)	2 (0.6%)
RABEPRAZOLE SODIUM	0	2 (0.6%)	2 (0.6%)
RANITIDINE HYDROCHLORIDE	2 (0.6%)	1 (0.3%)	1 (0.3%)
DEXLANSOPRAZOLE	1 (0.3%)	1 (0.3%)	1 (0.3%)
AMOXICILLIN TRIHYDRATE;CLARITHROMYCIN;VONOPRAZAN FUMARATE	2 (0.6%)	0	0
AZULENE SODIUM SULFONATE;LEVOGLUTAMIDE	0	1 (0.3%)	1 (0.3%)
CIMETIDINE	1 (0.3%)	0	1 (0.3%)
MAGALDRATE;SIMETICONE	0	1 (0.3%)	1 (0.3%)
TEPRENONE	1 (0.3%)	0	1 (0.3%)
ALDIOXA	1 (0.3%)	0	0
ALUMINIUM HYDROXIDE GEL, DRIED;CALCIUM CARBONATE;LIPASE;MAGNESIUM CARBONATE;SODIUM BICARBONATE	0	0	1 (0.3%)
ALUMINIUM HYDROXIDE;DIMETICONE;MAGNESIUM HYDROXIDE	0	1 (0.3%)	0
ALUMINIUM HYDROXIDE;MAGNESIUM HYDROXIDE;SIMETICONE	0	1 (0.3%)	0
ALUMINIUM SILICATE	0	1 (0.3%)	0
ANTACIDS	0	0	1 (0.3%)
ANTACIDS, OTHER COMBINATIONS	0	1 (0.3%)	0
BRASSICA OLERACEA	1 (0.3%)	0	0
GI COCKTAIL	1 (0.3%)	0	0
GLYCYRRHIZA GLABRA ROOT	0	0	1 (0.3%)
MAGNESIUM CARBONATE	1 (0.3%)	0	0
NIZATIDINE	1 (0.3%)	0	0
POLAPREZINC	0	1 (0.3%)	0
POTASSIUM CITRATE;SODIUM CITRATE	0	0	1 (0.3%)
RABEPRAZOLE	1 (0.3%)	0	0
SODIUM CITRATE	0	0	1 (0.3%)
SODIUM GUALENATE HYDRATE	0	1 (0.3%)	0
DRUGS FOR CONSTIPATION			
Total number of patients with at least one treatment	56 (17.8%)	50 (16.0%)	49 (15.7%)
Total number of treatments	101	102	88
SODIUM CHLORIDE	28 (8.9%)	19 (6.1%)	12 (3.8%)
MAGNESIUM OXIDE	5 (1.6%)	5 (1.6%)	9 (2.9%)
DOCUSATE SODIUM	6 (1.9%)	6 (1.9%)	6 (1.9%)
LACTULOSE	4 (1.3%)	1 (0.3%)	6 (1.9%)

MAGNESIUM HYDROXIDE	2 (0.6%)	5 (1.6%)	4 (1.3%)
MAGNESIUM SULFATE	4 (1.3%)	4 (1.3%)	3 (1.0%)
SENNOSIDE A+B	4 (1.3%)	4 (1.3%)	3 (1.0%)
DOCUSATE	1 (0.3%)	5 (1.6%)	2 (0.6%)
MACROGOL 3350	3 (1.0%)	2 (0.6%)	3 (1.0%)
MACROGOL	2 (0.6%)	4 (1.3%)	1 (0.3%)
BISACODYL	3 (1.0%)	2 (0.6%)	1 (0.3%)
MANNITOL	4 (1.3%)	0	2 (0.6%)
SENNA SPP.	1 (0.3%)	5 (1.6%)	0
DOCUSATE SODIUM;SENNOSIDE A+B	0	3 (1.0%)	2 (0.6%)
MAGNESIUM CITRATE	2 (0.6%)	1 (0.3%)	2 (0.6%)
CONTACT LAXATIVES	1 (0.3%)	1 (0.3%)	2 (0.6%)
DOCUSATE;SENNA ALEXANDRINA	1 (0.3%)	1 (0.3%)	1 (0.3%)
MAGNESIUM CARBONATE;MAGNESIUM OXIDE	2 (0.6%)	1 (0.3%)	0
SODIUM PICOSULFATE	2 (0.6%)	0	1 (0.3%)
ANGELICA ACUTILOBA ROOT;ATRACTYLODES SPP. RHIZOME;CALCIUM SULFATE;CNIDIUM OFFICINALE RHIZOME;EPHEDRA SPP. HERB;FORSYTHIA SPP. FRUIT;GARDENIA JASMINOIDES FRUIT;GLYCYRRHIZA SPP. ROOT;MENTHA CANADENSIS HERB;PAEONIA LACTIFLORA ROOT;PLATYCODON GRANDIFLORUS ROOT;RHEUM SPP. RHIZOME;SAPOSHNIKOVIA DIVARICATA ROOT;SCHIZONEPETA TENUIFOLIA SPIKE;SCUTELLARIA BAICALENSIS ROOT;SODIUM SULFATE;	0	1 (0.3%)	1 (0.3%)
LINUM USITATISSIMUM SEED OIL	1 (0.3%)	0	1 (0.3%)
MORINDA CITRIFOLIA	0	0	2 (0.6%)
SODIUM PHOSPHATE	0	1 (0.3%)	1 (0.3%)
AKEBIA SPP. STEM;ANGELICA ACUTILOBA ROOT;BIANCAEA SAPPAN HEARTWOOD;CARTHAMUS TINCTORIUS FLOWER;CITRUS AURANTIUM PEEL;CITRUS SPP. UNRIPE FRUIT;GLYCYRRHIZA SPP. ROOT;MAGNOLIA SPP. BARK;RHEUM SPP. RHIZOME;SODIUM SULFATE ANHYDROUS	0	1 (0.3%)	0
ALOE VERA	0	1 (0.3%)	0
CASANTHRANOL;DOCUSATE SODIUM	0	0	1 (0.3%)
DOCUSATE SODIUM;SENNA ALEXANDRINA	1 (0.3%)	0	0
ENEMAS	0	1 (0.3%)	0
FIBRE, DIETARY	1 (0.3%)	0	0
GARCINIA GUMMI-GUTTA	0	1 (0.3%)	0
GLYCEROL;POLYSORBATE 80;SODIUM CITRATE;SORBITOL	0	1 (0.3%)	0
LACTITOL	0	1 (0.3%)	0
LINUM USITATISSIMUM SEED	1 (0.3%)	0	0
LUBIPROSTONE	0	1 (0.3%)	0
MACROGOL 3350;POTASSIUM CHLORIDE;SODIUM BICARBONATE;SODIUM CHLORIDE	0	1 (0.3%)	0
MAGNESIUM CARBONATE	1 (0.3%)	0	0
METHYLNALTREXONE	1 (0.3%)	0	0
NALOXONE	1 (0.3%)	0	0
NALOXONE HYDROCHLORIDE	1 (0.3%)	0	0
PARAFFIN	0	1 (0.3%)	0
PLANTAGO OVATA	1 (0.3%)	0	0
PLANTAGO PSYLLIUM	0	1 (0.3%)	0
PLANTAGO SPP.	0	0	1 (0.3%)
POLYCARBOPHIL CALCIUM	0	1 (0.3%)	0
POTASSIUM CHLORIDE;SODIUM BICARBONATE;SODIUM CHLORIDE;SODIUM SULFATE	0	0	1 (0.3%)
POTASSIUM PHOSPHATE DIBASIC;POTASSIUM PHOSPHATE MONOBASIC	0	0	1 (0.3%)
SENNA SPP. EXTRACT	0	1 (0.3%)	0
SENNOSIDE A+B CALCIUM	1 (0.3%)	0	0
SODIUM BICARBONATE;SODIUM PHOSPHATE MONOBASIC (ANHYDROUS)	1 (0.3%)	0	0
SODIUM CITRATE ACID;SODIUM LAURYL SULFATE	0	1 (0.3%)	0
TEGASEROD MALEATE	0	1 (0.3%)	0
DRUGS FOR FUNCTIONAL GASTROINTESTINAL DISORDERS			
Total number of patients with at least one treatment	27 (8.6%)	28 (8.9%)	25 (8.0%)
Total number of treatments	41	42	33
METOCLOPRAMIDE HYDROCHLORIDE	5 (1.6%)	8 (2.6%)	7 (2.2%)
METOCLOPRAMIDE	6 (1.9%)	4 (1.3%)	4 (1.3%)
CURCUMA LONGA	3 (1.0%)	4 (1.3%)	2 (0.6%)
ATROPINE	4 (1.3%)	4 (1.3%)	0
DROTAVERINE HYDROCHLORIDE	1 (0.3%)	1 (0.3%)	2 (0.6%)
ITOPRIDE HYDROCHLORIDE	1 (0.3%)	2 (0.6%)	1 (0.3%)
DIMETICONE	2 (0.6%)	0	1 (0.3%)
GLYCOPYRRONIUM BROMIDE	0	1 (0.3%)	1 (0.3%)
HYOSCINE	0	1 (0.3%)	1 (0.3%)
MOSAPRIDE CITRATE	1 (0.3%)	0	1 (0.3%)
SIMETICONE	0	1 (0.3%)	1 (0.3%)
TRIMEBUTINE MALEATE	0	0	2 (0.6%)
ATROPINE SULFATE	0	1 (0.3%)	0
CINNAMOMUM VERUM BARK	1 (0.3%)	0	0
DICYCLOVERINE	0	0	1 (0.3%)
DOMPERIDONE	0	1 (0.3%)	0
DROTAVERINE	0	0	1 (0.3%)
FOENICULUM VULGARE	1 (0.3%)	0	0
GLYCYRRHIZA GLABRA ROOT	0	0	1 (0.3%)
HYOSCINE BUTYLBROMIDE	0	1 (0.3%)	0
HYOSCYAMINE	0	1 (0.3%)	0
HYOSCYAMINE SULFATE	1 (0.3%)	0	0
OTHER DRUGS FOR FUNCTIONAL GASTROINTESTINAL DISORDERS	1 (0.3%)	0	0
PAPAVERINE HYDROCHLORIDE	1 (0.3%)	0	0
PINAVERIUM BROMIDE	0	1 (0.3%)	0
SALVIA OFFICINALIS	1 (0.3%)	0	0
SYZYGIUM AROMATICUM	1 (0.3%)	0	0

TROSPIUM CHLORIDE	0	0	1 (0.3%)
DRUGS FOR OBSTRUCTIVE AIRWAY DISEASES			
Total number of patients with at least one treatment	53 (16.8%)	59 (18.8%)	60 (19.2%)
Total number of treatments	103	104	88
SALBUTAMOL	13 (4.1%)	8 (2.6%)	10 (3.2%)
FLUTICASONE PROPIONATE	8 (2.5%)	12 (3.8%)	7 (2.2%)
DEXAMETHASONE	9 (2.9%)	12 (3.8%)	3 (1.0%)
SALBUTAMOL SULFATE	3 (1.0%)	8 (2.6%)	7 (2.2%)
MONTELUKAST SODIUM	5 (1.6%)	5 (1.6%)	5 (1.6%)
EPINEPHRINE	3 (1.0%)	3 (1.0%)	4 (1.3%)
FLUTICASONE	5 (1.6%)	4 (1.3%)	1 (0.3%)
MONTELUKAST	1 (0.3%)	4 (1.3%)	5 (1.6%)
TRIAMCINOLONE ACETONIDE	2 (0.6%)	5 (1.6%)	3 (1.0%)
IPRATROPIUM BROMIDE	3 (1.0%)	3 (1.0%)	3 (1.0%)
IPRATROPIUM BROMIDE;SALBUTAMOL SULFATE	4 (1.3%)	1 (0.3%)	3 (1.0%)
TRIAMCINOLONE	5 (1.6%)	2 (0.6%)	1 (0.3%)
DEXAMETHASONE SODIUM PHOSPHATE	2 (0.6%)	4 (1.3%)	1 (0.3%)
FLUTICASONE FUROATE;VILANTEROL TRIFENATATE	3 (1.0%)	2 (0.6%)	2 (0.6%)
FLUTICASONE PROPIONATE;SALMETEROL XINAFOATE	2 (0.6%)	3 (1.0%)	2 (0.6%)
BUDESONIDE	1 (0.3%)	4 (1.3%)	1 (0.3%)
BUDESONIDE;FORMOTEROL FUMARATE	4 (1.3%)	1 (0.3%)	1 (0.3%)
FLUTICASONE FUROATE	3 (1.0%)	0	3 (1.0%)
MOMETASONE FUROATE	0	1 (0.3%)	3 (1.0%)
BECLOMETASONE DIPROPIONATE;FORMOTEROL FUMARATE	1 (0.3%)	2 (0.6%)	0
FORMOTEROL FUMARATE;MOMETASONE FUROATE	2 (0.6%)	0	1 (0.3%)
IPRATROPIUM;SALBUTAMOL	2 (0.6%)	0	1 (0.3%)
MOMETASONE	0	1 (0.3%)	2 (0.6%)
THEOPHYLLINE	2 (0.6%)	0	1 (0.3%)
EPHEDRINE HYDROCHLORIDE	1 (0.3%)	0	1 (0.3%)
ETOFYLLINE;THEOPHYLLINE	0	1 (0.3%)	1 (0.3%)
FLUTICASONE;VILANTEROL	2 (0.6%)	0	0
GLYCOPYRRONIUM BROMIDE	0	1 (0.3%)	1 (0.3%)
IPRATROPIUM	1 (0.3%)	1 (0.3%)	0
ISOPRENALINE	2 (0.6%)	0	0
TIOTROPIUM BROMIDE MONOHYDRATE	0	0	2 (0.6%)
UMECLIDINIUM BROMIDE;VILANTEROL TRIFENATATE	0	0	2 (0.6%)
ACLIDINIUM BROMIDE	0	1 (0.3%)	0
AMBROXOL HYDROCHLORIDE;SALBUTAMOL SULFATE	1 (0.3%)	0	0
ASARUM SPP. ROOT;CINNAMOMUM CASSIA BARK;EPHEDRA SPP. HERB;GLYCYRRHIZA SPP. ROOT;PAEONIA LACTIFLORA ROOT;PINELLIA TERNATA TUBER;SCHISANDRA CHINENSIS FRUIT;ZINGIBER OFFICINALE RHIZOME	0	1 (0.3%)	0
BETAMETHASONE DIPROPIONATE	0	1 (0.3%)	0
BETAMETHASONE VALERATE	1 (0.3%)	0	0
EPHEDRINE	0	1 (0.3%)	0
FENOTEROL HYDROBROMIDE;IPRATROPIUM BROMIDE	0	1 (0.3%)	0
FLUTICASONE;SALMETEROL	0	1 (0.3%)	0
GLYCOPYRRONIUM BROMIDE;INDACATEROL MALEATE	0	0	1 (0.3%)
METHYLEPHEDRINE HYDROCHLORIDE-DL	0	1 (0.3%)	0
PROCATEROL HYDROCHLORIDE	0	0	1 (0.3%)
TERBUTALINE SULFATE	0	1 (0.3%)	0
TIOTROPIUM BROMIDE	0	0	1 (0.3%)
UMECLIDINIUM BROMIDE	1 (0.3%)	0	0
DRUGS FOR TREATMENT OF BONE DISEASES			
Total number of patients with at least one treatment	7 (2.2%)	7 (2.2%)	3 (1.0%)
Total number of treatments	7	7	3
ALENDRONATE SODIUM	5 (1.6%)	2 (0.6%)	2 (0.6%)
COLLAGEN-HYDROXYAPATIT-COMPLEX	0	1 (0.3%)	1 (0.3%)
DENOSUMAB	1 (0.3%)	1 (0.3%)	0
IBANDRONATE SODIUM	0	1 (0.3%)	0
RISEDRONATE SODIUM	0	1 (0.3%)	0
ZOLEDRONIC ACID	1 (0.3%)	0	0
ZOLEDRONIC ACID MONOHYDRATE	0	1 (0.3%)	0
DRUGS USED IN DIABETES			
Total number of patients with at least one treatment	311 (98.7%)	311 (99.4%)	309 (99.0%)
Total number of treatments	898	915	880
METFORMIN	104 (33.0%)	126 (40.3%)	113 (36.2%)
INSULIN GLARGINE	98 (31.1%)	100 (31.9%)	100 (32.1%)
METFORMIN HYDROCHLORIDE	75 (23.8%)	78 (24.9%)	75 (24.0%)
INSULIN ASPART	56 (17.8%)	45 (14.4%)	49 (15.7%)
INSULIN LISPRO	51 (16.2%)	47 (15.0%)	41 (13.1%)
GLIMEPIRIDE	27 (8.6%)	39 (12.5%)	39 (12.5%)
EMPAGLIFLOZIN	30 (9.5%)	26 (8.3%)	30 (9.6%)
INSULIN HUMAN	27 (8.6%)	28 (8.9%)	22 (7.1%)
GLIPIZIDE	24 (7.6%)	24 (7.7%)	24 (7.7%)
INSULIN DEGLUDEC	29 (9.2%)	19 (6.1%)	23 (7.4%)
DULAGLUTIDE	26 (8.3%)	12 (3.8%)	20 (6.4%)
INSULIN DETEMIR	18 (5.7%)	18 (5.8%)	22 (7.1%)
SITAGLIPTIN PHOSPHATE	16 (5.1%)	16 (5.1%)	22 (7.1%)
LIRAGLUTIDE	13 (4.1%)	17 (5.4%)	22 (7.1%)
INSULIN HUMAN INJECTION, ISOPHANE	20 (6.3%)	12 (3.8%)	19 (6.1%)
INSULIN	15 (4.8%)	13 (4.2%)	15 (4.8%)

GLICLAZIDE	11 (3.5%)	14 (4.5%)	17 (5.4%)
GLIBENCLAMIDE	13 (4.1%)	16 (5.1%)	7 (2.2%)
LINAGLIPTIN	12 (3.8%)	10 (3.2%)	14 (4.5%)
METFORMIN HYDROCHLORIDE;SITAGLIPTIN PHOSPHATE MONOHYDRATE	8 (2.5%)	17 (5.4%)	11 (3.5%)
SEMAGLUTIDE	13 (4.1%)	9 (2.9%)	13 (4.2%)
DAPAGLIFLOZIN PROPANEDIOL MONOHYDRATE	9 (2.9%)	12 (3.8%)	12 (3.8%)
PIOGLITAZONE	9 (2.9%)	9 (2.9%)	12 (3.8%)
CANAGLIFLOZIN	10 (3.2%)	10 (3.2%)	9 (2.9%)
INSULIN GLULISINE	14 (4.4%)	5 (1.6%)	6 (1.9%)
METFORMIN HYDROCHLORIDE;VILDAGLIPTIN	5 (1.6%)	8 (2.6%)	10 (3.2%)
INSULIN ASPART;INSULIN ASPART PROTAMINE (CRYSTALLINE)	4 (1.3%)	12 (3.8%)	5 (1.6%)
PIOGLITAZONE HYDROCHLORIDE	3 (1.0%)	11 (3.5%)	5 (1.6%)
REPAGLINIDE	8 (2.5%)	5 (1.6%)	5 (1.6%)
INSULIN HUMAN;INSULIN HUMAN INJECTION, ISOPHANE	2 (0.6%)	8 (2.6%)	6 (1.9%)
EMPAGLIFLOZIN;METFORMIN HYDROCHLORIDE	6 (1.9%)	5 (1.6%)	4 (1.3%)
INSULIN DEGLUDEC;LIRAGLUTIDE	6 (1.9%)	5 (1.6%)	2 (0.6%)
VILDAGLIPTIN	3 (1.0%)	5 (1.6%)	5 (1.6%)
DAPAGLIFLOZIN PROPANEDIOL MONOHYDRATE;METFORMIN HYDROCHLORIDE	2 (0.6%)	4 (1.3%)	5 (1.6%)
EXENATIDE	5 (1.6%)	3 (1.0%)	2 (0.6%)
INSULIN LISPRO;INSULIN LISPRO PROTAMINE SUSPENSION	6 (1.9%)	1 (0.3%)	2 (0.6%)
MIGLITOL	3 (1.0%)	3 (1.0%)	2 (0.6%)
ACARBOSE	4 (1.3%)	2 (0.6%)	1 (0.3%)
EMPAGLIFLOZIN;LINAGLIPTIN	2 (0.6%)	3 (1.0%)	2 (0.6%)
INSULIN GLARGINE;LIXISENATIDE	3 (1.0%)	2 (0.6%)	2 (0.6%)
ISOPHANE INSULIN	1 (0.3%)	5 (1.6%)	1 (0.3%)
SITAGLIPTIN	3 (1.0%)	0	4 (1.3%)
INSULIN PORCINE	4 (1.3%)	1 (0.3%)	1 (0.3%)
METFORMIN HYDROCHLORIDE;SITAGLIPTIN	2 (0.6%)	1 (0.3%)	3 (1.0%)
SAXAGLIPTIN	1 (0.3%)	2 (0.6%)	3 (1.0%)
SITAGLIPTIN PHOSPHATE MONOHYDRATE	1 (0.3%)	3 (1.0%)	2 (0.6%)
TENELIGLIPTIN HYDROBROMIDE	2 (0.6%)	3 (1.0%)	1 (0.3%)
VOGLIBOSE	4 (1.3%)	1 (0.3%)	0
ALOGLIPTIN BENZOATE;METFORMIN HYDROCHLORIDE	1 (0.3%)	3 (1.0%)	0
DAPAGLIFLOZIN	2 (0.6%)	2 (0.6%)	0
METFORMIN;VILDAGLIPTIN	3 (1.0%)	1 (0.3%)	0
MITIGLINIDE CALCIUM;VOGLIBOSE	2 (0.6%)	0	2 (0.6%)
ALOGLIPTIN	1 (0.3%)	2 (0.6%)	0
ERTUGLIFLOZIN PIDOLATE	1 (0.3%)	1 (0.3%)	1 (0.3%)
GLIBENCLAMIDE;METFORMIN	1 (0.3%)	1 (0.3%)	1 (0.3%)
IPRAGLIFLOZIN L-PROLINE	1 (0.3%)	2 (0.6%)	0
IPRAGLIFLOZIN L-PROLINE;SITAGLIPTIN PHOSPHATE MONOHYDRATE	0	2 (0.6%)	1 (0.3%)
LINAGLIPTIN;METFORMIN HYDROCHLORIDE	3 (1.0%)	0	0
MITIGLINIDE CALCIUM	1 (0.3%)	2 (0.6%)	0
ALOGLIPTIN BENZOATE	0	1 (0.3%)	1 (0.3%)
ALOGLIPTIN BENZOATE;PIOGLITAZONE HYDROCHLORIDE	0	2 (0.6%)	0
CANAGLIFLOZIN HEMIHYDRATE;TENELIGLIPTIN HYDROBROMIDE	2 (0.6%)	0	0
DAPAGLIFLOZIN;METFORMIN	0	2 (0.6%)	0
EPALRESTAT	0	2 (0.6%)	0
ERTUGLIFLOZIN PIDOLATE;SITAGLIPTIN PHOSPHATE MONOHYDRATE	0	1 (0.3%)	1 (0.3%)
INSULIN ASPART;INSULIN ASPART PROTAMINE	1 (0.3%)	1 (0.3%)	0
INSULIN ASPART;INSULIN DEGLUDEC	2 (0.6%)	0	0
INSULIN GLARGINE BIOSIMILAR 1	1 (0.3%)	1 (0.3%)	0
INSULIN HUMAN ZINC SUSPENSION	1 (0.3%)	1 (0.3%)	0
INSULIN ISOPHANE PORCINE;INSULIN PORCINE	1 (0.3%)	1 (0.3%)	0
INSULIN PORCINE ZINC SUSPENSION (CRYSTALLINE)	1 (0.3%)	1 (0.3%)	0
LUSEOGLIFLOZIN	0	1 (0.3%)	1 (0.3%)
MOMORDICA CHARANTIA	0	1 (0.3%)	1 (0.3%)
TOFOGLIFLOZIN	0	0	2 (0.6%)
ALBIGLUTIDE	1 (0.3%)	0	0
ANAGLIPTIN	0	1 (0.3%)	0
BROMOCRIPTINE MESILATE	0	1 (0.3%)	0
CANAGLIFLOZIN;METFORMIN HYDROCHLORIDE	0	0	1 (0.3%)
CANAGLIFLOZIN;TENELIGLIPTIN	1 (0.3%)	0	0
ERTUGLIFLOZIN PIDOLATE;METFORMIN HYDROCHLORIDE	1 (0.3%)	0	0
GLIBENCLAMIDE;METFORMIN HYDROCHLORIDE	1 (0.3%)	0	0
GLIPIZIDE;METFORMIN HYDROCHLORIDE	1 (0.3%)	0	0
GLIQUIDONE	0	1 (0.3%)	0
GYMNEMA SYLVESTRE	0	0	1 (0.3%)
INSULIN ISOPHANE BOVINE	1 (0.3%)	0	0
INSULIN ISOPHANE PORCINE	0	0	1 (0.3%)
METFORMIN HYDROCHLORIDE;PIOGLITAZONE HYDROCHLORIDE	0	0	1 (0.3%)
METFORMIN HYDROCHLORIDE;SITAGLIPTIN PHOSPHATE	1 (0.3%)	0	0
METFORMIN;SITAGLIPTIN	0	0	1 (0.3%)
NATEGLINIDE	0	0	1 (0.3%)
OMARIGLIPTIN	1 (0.3%)	0	0
TENELIGLIPTIN HYDROBROMIDE HYDRATE	0	0	1 (0.3%)
VACCINIUM MYRTILLUS	1 (0.3%)	0	0
ECTOPARASITICIDES, INCL. SCABICIDES, INSECTICIDES AND REPELLENTS			
Total number of patients with at least one treatment	3 (1.0%)	1 (0.3%)	1 (0.3%)
Total number of treatments	3	1	1
DIMETICONE	2 (0.6%)	0	1 (0.3%)
IVERMECTIN	1 (0.3%)	1 (0.3%)	0

EMOLLIENTS AND PROTECTIVES			
Total number of patients with at least one treatment	37 (11.7%)	30 (9.6%)	35 (11.2%)
Total number of treatments	43	35	42
THIOCTIC ACID	21 (6.7%)	15 (4.8%)	18 (5.8%)
VITAMIN E NOS	2 (0.6%)	2 (0.6%)	5 (1.6%)
ZINC	2 (0.6%)	2 (0.6%)	5 (1.6%)
MUCOPOLYSACCHARIDE POLYSULFURIC ACID ESTER	3 (1.0%)	1 (0.3%)	0
UREA	0	2 (0.6%)	2 (0.6%)
DIMETICONE	2 (0.6%)	0	1 (0.3%)
HEPARINOID	1 (0.3%)	1 (0.3%)	1 (0.3%)
MENTHOL;ZINC OXIDE	2 (0.6%)	1 (0.3%)	0
WHITE SOFT PARAFFIN	1 (0.3%)	0	2 (0.6%)
ZINC SULFATE	1 (0.3%)	2 (0.6%)	0
AMMONIUM LACTATE	1 (0.3%)	1 (0.3%)	0
LINUM USITATISSIMUM SEED OIL	1 (0.3%)	0	1 (0.3%)
MORINDA CITRIFOLIA	0	0	2 (0.6%)
ALOE VERA	0	1 (0.3%)	0
AMINOBENZOIC ACID	0	1 (0.3%)	0
AMMONIUM LACTATE;UREA	0	0	1 (0.3%)
BETACAROTENE	1 (0.3%)	0	0
CAMPHOR;MENTHOL;METHYL SALICYLATE	0	0	1 (0.3%)
LINUM USITATISSIMUM SEED	1 (0.3%)	0	0
PARAFFIN	0	1 (0.3%)	0
PLANTAGO PSYLLIUM	0	1 (0.3%)	0
SALICYLIC ACID	1 (0.3%)	0	0
WITHANIA SOMNIFERA	0	1 (0.3%)	0
ENDOCRINE THERAPY			
Total number of patients with at least one treatment	5 (1.6%)	2 (0.6%)	7 (2.2%)
Total number of treatments	5	2	7
ESTRADIOL	2 (0.6%)	1 (0.3%)	4 (1.3%)
ANASTROZOLE	1 (0.3%)	0	1 (0.3%)
3,3'-DIINDOLYLMETHANE	0	1 (0.3%)	0
ESTROGENS CONJUGATED	0	0	1 (0.3%)
LETROZOLE	1 (0.3%)	0	0
MEDROXYPROGESTERONE ACETATE	0	0	1 (0.3%)
TAMOXIFEN	1 (0.3%)	0	0
GENERAL NUTRIENTS			
Total number of patients with at least one treatment	27 (8.6%)	32 (10.2%)	22 (7.1%)
Total number of treatments	33	37	28
FISH OIL	7 (2.2%)	12 (3.8%)	11 (3.5%)
GLUCOSE	9 (2.9%)	9 (2.9%)	4 (1.3%)
MINERALS NOS;VITAMINS NOS	8 (2.5%)	4 (1.3%)	4 (1.3%)
NUTRIENTS NOS	1 (0.3%)	2 (0.6%)	1 (0.3%)
HERBAL NOS;MINERALS NOS;VITAMINS NOS	1 (0.3%)	2 (0.6%)	0
CARBOHYDRATES NOS;LIPIDS NOS;MINERALS NOS;PROTEINS NOS	1 (0.3%)	1 (0.3%)	0
LINUM USITATISSIMUM SEED OIL	1 (0.3%)	0	1 (0.3%)
(RS)-3 METHYL-2-OXOVALERIANIC ACID CALCIUM;(RS)-3-METHYL-2-OXOBUTYRIC ACID CALCIUM;CALCIUM (RS)-4-METHYL-2-OXOVALERIANAT;CALCIUM 2-OXO-3-PHENYLPROPIONAT;DESMENINOL CALCIUM;HISTIDINE;LYSINE ACETATE;THREONINE;TRYPTOPHAN, L-;TYROSINE	0	0	1 (0.3%)
AMINO ACIDS NOS	0	1 (0.3%)	0
AMINO ACIDS NOS;MINERALS NOS;VITAMINS NOS	1 (0.3%)	0	0
AMINOBENZOIC ACID;HERBAL NOS;INOSITOL;MINERALS NOS;TAURINE;THEANINE;VITAMINS NOS	0	0	1 (0.3%)
CAFFEINE;CARBOHYDRATES NOS;CHOLINE;FATS NOS;FIBRE, DIETARY;MINERALS NOS;PROTEINS NOS;VITAMINS NOS	0	1 (0.3%)	0
CARBOHYDRATES NOS;FATS NOS;MINERALS NOS;PROTEINS NOS;VITAMINS NOS	0	0	1 (0.3%)
CYSTEINE	0	0	1 (0.3%)
GELATINE HYDROLYSATE	0	1 (0.3%)	0
LYSINE	0	1 (0.3%)	0
OMEGA-3 FATTY ACIDS	0	1 (0.3%)	0
GYNECOLOGICAL ANTIINFECTIVES AND ANTISEPTICS			
Total number of patients with at least one treatment	70 (22.2%)	56 (17.9%)	63 (20.2%)
Total number of treatments	107	69	84
ASCORBIC ACID	21 (6.7%)	15 (4.8%)	16 (5.1%)
CIPROFLOXACIN	13 (4.1%)	16 (5.1%)	17 (5.4%)
CLINDAMYCIN	14 (4.4%)	9 (2.9%)	9 (2.9%)
METRONIDAZOLE	10 (3.2%)	6 (1.9%)	9 (2.9%)
POTASSIUM	5 (1.6%)	6 (1.9%)	9 (2.9%)
NYSTATIN	4 (1.3%)	2 (0.6%)	5 (1.6%)
ANTIBIOTICS	6 (1.9%)	2 (0.6%)	2 (0.6%)
KETOCONAZOLE	2 (0.6%)	1 (0.3%)	2 (0.6%)
POVIDONE-IODINE	2 (0.6%)	0	3 (1.0%)
CLOTRIMAZOLE	3 (1.0%)	1 (0.3%)	0
CHLORHEXIDINE	2 (0.6%)	0	1 (0.3%)
CHLORAMPHENICOL	1 (0.3%)	1 (0.3%)	0
CHLORHEXIDINE GLUCONATE	1 (0.3%)	1 (0.3%)	0
AMPHOTERICIN B	1 (0.3%)	0	0
CHLORQUINALDOL	0	1 (0.3%)	0
CICLOPIROX	0	0	1 (0.3%)
CLINDAMYCIN HYDROCHLORIDE	0	0	1 (0.3%)
CLINDAMYCIN PHOSPHATE	0	1 (0.3%)	0

ECONAZOLE	1 (0.3%)	0	0
FENTICONAZOLE NITRATE	0	1 (0.3%)	0
MICONAZOLE	1 (0.3%)	0	0
MICONAZOLE NITRATE	1 (0.3%)	0	0
NYSTATIN;TRIAMCINOLONE	1 (0.3%)	0	0
OXYTETRACYCLINE HYDROCHLORIDE;POLYMYXIN B SULFATE	1 (0.3%)	0	0
POTASSIUM SORBATE	0	0	1 (0.3%)
HOMEOPATHIC PREPARATION			
Total number of patients with at least one treatment	80 (25.4%)	76 (24.3%)	85 (27.2%)
Total number of treatments	129	125	138
POTASSIUM CHLORIDE	21 (6.7%)	20 (6.4%)	18 (5.8%)
SODIUM CHLORIDE	28 (8.9%)	19 (6.1%)	12 (3.8%)
ASCORBIC ACID	21 (6.7%)	15 (4.8%)	16 (5.1%)
CYANOCOBALAMIN	5 (1.6%)	13 (4.2%)	14 (4.5%)
UBIDECARENONE	8 (2.5%)	8 (2.6%)	9 (2.9%)
POTASSIUM	5 (1.6%)	6 (1.9%)	9 (2.9%)
IRON	3 (1.0%)	7 (2.2%)	6 (1.9%)
CALCIUM CARBONATE	4 (1.3%)	4 (1.3%)	6 (1.9%)
CORTISONE	3 (1.0%)	2 (0.6%)	6 (1.9%)
SILYBUM MARIANUM	4 (1.3%)	2 (0.6%)	5 (1.6%)
EPINEPHRINE	3 (1.0%)	3 (1.0%)	4 (1.3%)
ZINC	2 (0.6%)	2 (0.6%)	5 (1.6%)
UREA	0	2 (0.6%)	2 (0.6%)
CAPSAICIN	0	2 (0.6%)	0
GINKGO BILOBA	0	1 (0.3%)	1 (0.3%)
SODIUM PHOSPHATE	0	1 (0.3%)	1 (0.3%)
CYSTEINE	0	0	1 (0.3%)
EUPHRASIA OFFICINALIS	1 (0.3%)	0	0
FOENICULUM VULGARE	1 (0.3%)	0	0
PHOSPHORUS	0	0	1 (0.3%)
SYZYGIUM AROMATICUM	1 (0.3%)	0	0
VACCINIUM MYRTILLUS	1 (0.3%)	0	0
ZINC GLUCONATE	0	0	1 (0.3%)
IMMUNE SERA AND IMMUNOGLOBULINS			
Total number of patients with at least one treatment	0	2 (0.6%)	1 (0.3%)
SPECIFIC IMMUNOGLOBULINS	0	2 (0.6%)	1 (0.3%)
Total number of treatments	0	2	1
IMMUNOSTIMULANTS			
Total number of patients with at least one treatment	0	1 (0.3%)	2 (0.6%)
Total number of treatments	0	1	3
BAPTISIA TINCTORIA;ECHINACEA PALLIDA;ECHINACEA PURPUREA;THUJA OCCIDENTALIS	0	0	1 (0.3%)
ECHINACEA ANGUSTIFOLIA ROOT;ECHINACEA PURPUREA	0	0	1 (0.3%)
GRANULOCYTE COLONY STIMULATING FACTOR	0	1 (0.3%)	0
IMMUNOSUPPRESSANTS			
Total number of patients with at least one treatment	2 (0.6%)	8 (2.6%)	1 (0.3%)
Total number of treatments	2	10	1
HYDROXYCHLOROQUINE	1 (0.3%)	2 (0.6%)	0
MYCOPHENOLATE MOFETIL	0	2 (0.6%)	0
ABATACEPT	0	1 (0.3%)	0
AZATHIOPRINE	0	0	1 (0.3%)
BARICITINIB	0	1 (0.3%)	0
HYDROXYCHLOROQUINE SULFATE	0	1 (0.3%)	0
METHOTREXATE	0	1 (0.3%)	0
METHOTREXATE SODIUM	1 (0.3%)	0	0
RISANKIZUMAB	0	1 (0.3%)	0
TACROLIMUS	0	1 (0.3%)	0
LIPID MODIFYING AGENTS			
Total number of patients with at least one treatment	217 (68.9%)	208 (66.5%)	207 (66.3%)
Total number of treatments	283	283	267
ATORVASTATIN	81 (25.7%)	63 (20.1%)	82 (26.3%)
ATORVASTATIN CALCIUM	48 (15.2%)	51 (16.3%)	33 (10.6%)
SIMVASTATIN	17 (5.4%)	30 (9.6%)	23 (7.4%)
ROSUVASTATIN CALCIUM	25 (7.9%)	23 (7.3%)	19 (6.1%)
ROSUVASTATIN	14 (4.4%)	17 (5.4%)	19 (6.1%)
PRAVASTATIN	15 (4.8%)	15 (4.8%)	10 (3.2%)
FENOFIBRATE	13 (4.1%)	13 (4.2%)	6 (1.9%)
FISH OIL	7 (2.2%)	12 (3.8%)	11 (3.5%)
EZETIMIBE	10 (3.2%)	9 (2.9%)	5 (1.6%)
DOCOSAHEXAENOIC ACID;EICOSAPENTAENOIC ACID	2 (0.6%)	6 (1.9%)	6 (1.9%)
PITAVASTATIN CALCIUM	5 (1.6%)	3 (1.0%)	6 (1.9%)
LOVASTATIN	3 (1.0%)	5 (1.6%)	4 (1.3%)
PRAVASTATIN SODIUM	5 (1.6%)	2 (0.6%)	2 (0.6%)
ATORVASTATIN CALCIUM;EZETIMIBE	2 (0.6%)	2 (0.6%)	4 (1.3%)
ALLIUM SATIVUM	1 (0.3%)	2 (0.6%)	3 (1.0%)
GEMFIBROZIL	1 (0.3%)	3 (1.0%)	1 (0.3%)
KRILL OIL	2 (0.6%)	2 (0.6%)	1 (0.3%)
OMEGA-3-ACID ETHYL ESTER	0	3 (1.0%)	1 (0.3%)
EVOLOCUMAB	1 (0.3%)	1 (0.3%)	1 (0.3%)

EZETIMIBE;SIMVASTATIN	0	2 (0.6%)	1 (0.3%)
MONASCUS PURPUREUS	0	0	3 (1.0%)
NICOTINIC ACID	1 (0.3%)	2 (0.6%)	0
ALIROCUMAB	1 (0.3%)	0	1 (0.3%)
AMLODIPINE BESILATE;ATORVASTATIN L-LYSINE	1 (0.3%)	0	1 (0.3%)
ATORVASTATIN CALCIUM TRIHYDRATE	1 (0.3%)	0	1 (0.3%)
BEZAFIBRATE	0	1 (0.3%)	1 (0.3%)
EICOSAPENTAENOIC ACID ETHYL ESTER	1 (0.3%)	1 (0.3%)	0
EZETIMIBE;ROSUVASTATIN CALCIUM	0	0	2 (0.6%)
FENOFIBRATE;SIMVASTATIN	1 (0.3%)	0	1 (0.3%)
FISH OIL;VITAMIN E NOS	1 (0.3%)	0	1 (0.3%)
FLUVASTATIN	2 (0.6%)	0	0
LINUM USITATISSIMUM SEED OIL	1 (0.3%)	0	1 (0.3%)
PEMAFIBRATE	1 (0.3%)	0	1 (0.3%)
PHOSPHOLIPIDS	0	2 (0.6%)	0
AMLODIPINE BESILATE;ATORVASTATIN CALCIUM;PERINDOPRIL ARGININE	1 (0.3%)	0	0
AMLODIPINE;ATORVASTATIN	0	0	1 (0.3%)
ATORVASTATIN;EZETIMIBE	0	1 (0.3%)	0
BERBERINE	1 (0.3%)	0	0
BETACAROTENE;COLECALCIFEROL;DELTA TOCOTRIENOL;FISH OIL;GAMMA TOCOTRIENOL;SALMON OIL	0	0	1 (0.3%)
BORAGO OFFICINALIS OIL;FISH OIL;LINUM USITATISSIMUM OIL	0	1 (0.3%)	0
CARNITINE	1 (0.3%)	0	0
CHOLINE FENOFIBRATE	1 (0.3%)	0	0
CIPROFIBRATE	0	0	1 (0.3%)
COLECALCIFEROL;OMEGA 9 FATTY ACIDS;OMEGA-3 FATTY ACIDS;OMEGA-6 FATTY ACIDS;OMEGA-7 FATTY ACIDS NOS	0	0	1 (0.3%)
COLESEVELAM	0	1 (0.3%)	0
COLESTIPOL	1 (0.3%)	0	0
COLESTYRAMINE	0	0	1 (0.3%)
DOCOSAHEXAENOIC ACID;EICOSAPENTAENOIC ACID;FISH OIL	1 (0.3%)	0	0
EZETIMIBE;ROSUVASTATIN ZINC	1 (0.3%)	0	0
FISH OIL;OENOTHERA BIENNIS OIL;TOCOPHERYL ACETATE	1 (0.3%)	0	0
FISH OIL;OMEGA-3 FATTY ACIDS	0	1 (0.3%)	0
LINUM USITATISSIMUM SEED	1 (0.3%)	0	0
OMEGA-3 FATTY ACIDS	0	1 (0.3%)	0
OMEGA-3 TRIGLYCERIDES	0	1 (0.3%)	0
MEDICATED DRESSINGS			
Total number of patients with at least one treatment	33 (10.5%)	22 (7.0%)	21 (6.7%)
Total number of treatments	50	36	41
SODIUM CHLORIDE	28 (8.9%)	19 (6.1%)	12 (3.8%)
ZINC	2 (0.6%)	2 (0.6%)	5 (1.6%)
POVIDONE-IODINE	2 (0.6%)	0	3 (1.0%)
CHLORHEXIDINE	2 (0.6%)	0	1 (0.3%)
CHLORHEXIDINE GLUCONATE	1 (0.3%)	1 (0.3%)	0
CALAMINE;GLYCEROL;ZINC OXIDE	0	0	1 (0.3%)
PARAFFIN	0	1 (0.3%)	0
MINERAL SUPPLEMENTS			
Total number of patients with at least one treatment	82 (26.0%)	71 (22.7%)	82 (26.3%)
Total number of treatments	146	114	141
POTASSIUM CHLORIDE	21 (6.7%)	20 (6.4%)	18 (5.8%)
SODIUM CHLORIDE	28 (8.9%)	19 (6.1%)	12 (3.8%)
MAGNESIUM	13 (4.1%)	7 (2.2%)	15 (4.8%)
POTASSIUM	5 (1.6%)	6 (1.9%)	9 (2.9%)
MAGNESIUM OXIDE	5 (1.6%)	5 (1.6%)	9 (2.9%)
MINERALS NOS;VITAMINS NOS	8 (2.5%)	4 (1.3%)	4 (1.3%)
CALCIUM	6 (1.9%)	4 (1.3%)	4 (1.3%)
CALCIUM CARBONATE	4 (1.3%)	4 (1.3%)	6 (1.9%)
MAGNESIUM HYDROXIDE	2 (0.6%)	5 (1.6%)	4 (1.3%)
MAGNESIUM SULFATE	4 (1.3%)	4 (1.3%)	3 (1.0%)
ZINC	2 (0.6%)	2 (0.6%)	5 (1.6%)
CALCIUM CARBONATE;COLECALCIFEROL	3 (1.0%)	1 (0.3%)	3 (1.0%)
MAGNESIUM ASPARTATE;POTASSIUM ASPARTATE	3 (1.0%)	2 (0.6%)	0
MAGNESIUM CITRATE	2 (0.6%)	1 (0.3%)	2 (0.6%)
CALCIUM GLUCONATE	2 (0.6%)	1 (0.3%)	1 (0.3%)
CALCIUM;VITAMIN D NOS	1 (0.3%)	1 (0.3%)	2 (0.6%)
CALCIUM CHLORIDE	2 (0.6%)	1 (0.3%)	0
CALCIUM CITRATE	1 (0.3%)	0	2 (0.6%)
CALCIUM;COLECALCIFEROL	2 (0.6%)	0	1 (0.3%)
CHROMIUM	1 (0.3%)	2 (0.6%)	0
MAGNESIUM CARBONATE;MAGNESIUM OXIDE	2 (0.6%)	1 (0.3%)	0
ZINC SULFATE	1 (0.3%)	2 (0.6%)	0
AMMONIUM SUCCINATE;CALCIUM SUCCINATE;GLUTAMATE SODIUM;GLYCINE;MAGNESIUM SUCCINATE;TOCOPHERYL ACETATE;ZINC DIFUMARATE HYDRATE	0	0	2 (0.6%)
CALCIUM ACETATE	1 (0.3%)	0	1 (0.3%)
MAGNESIUM CHLORIDE	0	0	2 (0.6%)
SODIUM	0	1 (0.3%)	1 (0.3%)
SODIUM PHOSPHATE	0	1 (0.3%)	1 (0.3%)
ASCORBIC ACID;CALCIUM;COLECALCIFEROL;MAGNESIUM	1 (0.3%)	0	0
ASPARTATE CALCIUM;ASPARTATE ZINC;CALCIUM ASCORBATE;GLUCOSAMINE SULFATE;MAGNESIUM ASPARTATE;MANGANESE ASPARTATE	0	0	1 (0.3%)
CALCIUM CARBONATE;COLECALCIFEROL;MENAQUINONE	1 (0.3%)	0	0

CALCIUM CARBONATE;COLECALCIFEROL;PHYTOMENADIONE	1 (0.3%)	0	0
CALCIUM, COMBINATIONS WITH VITAMIN D AND/OR OTHER DRUGS	0	1 (0.3%)	0
CALCIUM;MAGNESIUM;ZINC	1 (0.3%)	0	0
CITRIC ACID;POTASSIUM BICARBONATE;POTASSIUM CITRATE	0	0	1 (0.3%)
COPPER	1 (0.3%)	0	0
LITHIUM	0	0	1 (0.3%)
MAGNESIUM CARBONATE	1 (0.3%)	0	0
MAGNESIUM CITRATE;PYRIDOXINE HYDROCHLORIDE	0	1 (0.3%)	0
MAGNESIUM GLYCINATE	0	0	1 (0.3%)
MAGNESIUM LACTATE;PYRIDOXINE HYDROCHLORIDE	0	0	1 (0.3%)
MAGNESIUM OXIDE;ZINC SULFATE	0	0	1 (0.3%)
MAGNESIUM SALTS	1 (0.3%)	0	0
MAGNESIUM;PYRIDOXINE HYDROCHLORIDE	0	0	1 (0.3%)
PANGAMIC ACID	0	0	1 (0.3%)
POTASSIUM PHOSPHATE DIBASIC;POTASSIUM PHOSPHATE MONOBASIC	0	0	1 (0.3%)
ZINC GLUCONATE	0	0	1 (0.3%)
MUSCLE RELAXANTS			
Total number of patients with at least one treatment	33 (10.5%)	21 (6.7%)	24 (7.7%)
Total number of treatments	36	30	27
TIZANIDINE	4 (1.3%)	4 (1.3%)	7 (2.2%)
CYCLOBENZAPRINE	6 (1.9%)	4 (1.3%)	3 (1.0%)
METHOCARBAMOL	3 (1.0%)	4 (1.3%)	2 (0.6%)
DIAZEPAM	5 (1.6%)	3 (1.0%)	0
CYCLOBENZAPRINE HYDROCHLORIDE	2 (0.6%)	3 (1.0%)	1 (0.3%)
BACLOFEN	1 (0.3%)	1 (0.3%)	2 (0.6%)
ROCURONIUM	2 (0.6%)	1 (0.3%)	1 (0.3%)
ROCURONIUM BROMIDE	1 (0.3%)	2 (0.6%)	1 (0.3%)
TIZANIDINE HYDROCHLORIDE	1 (0.3%)	2 (0.6%)	1 (0.3%)
MEPHENOXALONE	2 (0.6%)	0	1 (0.3%)
TOLPERISONE HYDROCHLORIDE	2 (0.6%)	0	1 (0.3%)
EPERISONE HYDROCHLORIDE	0	2 (0.6%)	0
SUXAMETHONIUM	0	1 (0.3%)	1 (0.3%)
THIOCOLCHICOSIDE	1 (0.3%)	0	1 (0.3%)
ATRACURIUM BESILATE	1 (0.3%)	0	0
BOTULINUM TOXIN TYPE A	1 (0.3%)	0	0
CARISOPRODOL	1 (0.3%)	0	0
CLONIXIN LYSINATE;CYCLOBENZAPRINE HYDROCHLORIDE	1 (0.3%)	0	0
ETODOLAC;THIOCOLCHICOSIDE	0	0	1 (0.3%)
FENYRAMIDOL HYDROCHLORIDE	0	0	1 (0.3%)
LIDOCAINE HYDROCHLORIDE;TOLPERISONE HYDROCHLORIDE	0	0	1 (0.3%)
METAXALONE	1 (0.3%)	0	0
NIMESULIDE;THIOCOLCHICOSIDE	0	0	1 (0.3%)
ORPHENADRINE	0	0	1 (0.3%)
VECURONIUM	0	1 (0.3%)	0
N/A			
Total number of patients with at least one treatment	2 (0.6%)	2 (0.6%)	3 (1.0%)
Total number of treatments	2	2	3
ALLIUM SATIVUM	1 (0.3%)	2 (0.6%)	3 (1.0%)
SALVIA OFFICINALIS	1 (0.3%)	0	0
NASAL PREPARATIONS			
Total number of patients with at least one treatment	70 (22.2%)	63 (20.1%)	54 (17.3%)
Total number of treatments	128	120	95
SODIUM CHLORIDE	28 (8.9%)	19 (6.1%)	12 (3.8%)
FLUTICASONE PROPIONATE	8 (2.5%)	12 (3.8%)	7 (2.2%)
DEXAMETHASONE	9 (2.9%)	12 (3.8%)	3 (1.0%)
EPINEPHRINE	3 (1.0%)	3 (1.0%)	4 (1.3%)
FLUTICASONE	5 (1.6%)	4 (1.3%)	1 (0.3%)
MUPIROCIN	4 (1.3%)	4 (1.3%)	2 (0.6%)
SODIUM BICARBONATE	4 (1.3%)	2 (0.6%)	4 (1.3%)
TRIAMCINOLONE ACETONIDE	2 (0.6%)	5 (1.6%)	3 (1.0%)
IPRATROPIUM BROMIDE	3 (1.0%)	3 (1.0%)	3 (1.0%)
ZINC	2 (0.6%)	2 (0.6%)	5 (1.6%)
PREDNISOLONE	3 (1.0%)	2 (0.6%)	3 (1.0%)
TRIAMCINOLONE	5 (1.6%)	2 (0.6%)	1 (0.3%)
ACETYLCYSTEINE	1 (0.3%)	3 (1.0%)	3 (1.0%)
DEXAMETHASONE SODIUM PHOSPHATE	2 (0.6%)	4 (1.3%)	1 (0.3%)
BUDESONIDE	1 (0.3%)	4 (1.3%)	1 (0.3%)
CALCIUM CHLORIDE;POTASSIUM CHLORIDE;SODIUM CHLORIDE	4 (1.3%)	1 (0.3%)	1 (0.3%)
FLUTICASONE FUROATE	3 (1.0%)	0	3 (1.0%)
MENTHOL	2 (0.6%)	2 (0.6%)	0
MOMETASONE FUROATE	0	1 (0.3%)	3 (1.0%)
RETINOL	0	3 (1.0%)	1 (0.3%)
HYALURONATE SODIUM	3 (1.0%)	0	0
MOMETASONE	0	1 (0.3%)	2 (0.6%)
OXYMETAZOLINE HYDROCHLORIDE	0	1 (0.3%)	2 (0.6%)
PHENYLEPHRINE	0	3 (1.0%)	0
AZELASTINE	1 (0.3%)	0	1 (0.3%)
EPHEDRINE HYDROCHLORIDE	1 (0.3%)	0	1 (0.3%)
IPRATROPIUM	1 (0.3%)	1 (0.3%)	0
LORATADINE;PSEUDOEPHEDRINE SULFATE	2 (0.6%)	0	0

OLOPATADINE HYDROCHLORIDE	0	2 (0.6%)	0
OXYMETAZOLINE	0	0	2 (0.6%)
PSEUDOEPHEDRINE HYDROCHLORIDE	1 (0.3%)	1 (0.3%)	0
SODIUM HYPOCHLORITE	2 (0.6%)	0	0
BETAMETHASONE DIPROPIONATE	0	1 (0.3%)	0
BETAMETHASONE VALERATE	1 (0.3%)	0	0
CAMPHOR;MENTHOL;METHYL SALICYLATE	0	0	1 (0.3%)
CETIRIZINE HYDROCHLORIDE;PSEUDOEPHEDRINE HYDROCHLORIDE	0	0	1 (0.3%)
CHLORPHENAMINE MALEATE;IBUPROFEN;PSEUDOEPHEDRINE HYDROCHLORIDE	0	1 (0.3%)	0
EPHEDRINE	0	1 (0.3%)	0
FEXOFENADINE HYDROCHLORIDE;PSEUDOEPHEDRINE HYDROCHLORIDE	1 (0.3%)	0	0
HYALURONIC ACID	0	0	1 (0.3%)
POTASSIUM CHLORIDE;SODIUM CHLORIDE	0	1 (0.3%)	0
RIBAVIRIN	1 (0.3%)	0	0
VASOCONSTRICTORS	1 (0.3%)	0	0
XYLOMETAZOLINE HYDROCHLORIDE	1 (0.3%)	0	0
ZINC GLUCONATE	0	0	1 (0.3%)
OPHTHALMOLOGICAL AND OTOLOGICAL PREPARATIONS			
Total number of patients with at least one treatment	43 (13.7%)	48 (15.3%)	39 (12.5%)
Total number of treatments	60	65	50
CIPROFLOXACIN	13 (4.1%)	16 (5.1%)	17 (5.4%)
LEVOFLOXACIN	12 (3.8%)	12 (3.8%)	7 (2.2%)
DEXAMETHASONE	9 (2.9%)	12 (3.8%)	3 (1.0%)
PREDNISOLONE	3 (1.0%)	2 (0.6%)	3 (1.0%)
BETAMETHASONE VALERATE;GENTAMICIN SULFATE	2 (0.6%)	3 (1.0%)	2 (0.6%)
DEXAMETHASONE SODIUM PHOSPHATE	2 (0.6%)	4 (1.3%)	1 (0.3%)
CHLORHEXIDINE	2 (0.6%)	0	1 (0.3%)
GENTAMICIN	1 (0.3%)	0	2 (0.6%)
GENTAMICIN SULFATE	1 (0.3%)	1 (0.3%)	1 (0.3%)
STEROIDS	2 (0.6%)	1 (0.3%)	0
CHLORAMPHENICOL	1 (0.3%)	1 (0.3%)	0
CHLORHEXIDINE GLUCONATE	1 (0.3%)	1 (0.3%)	0
LEVOFLOXACIN HEMIHYDRATE	1 (0.3%)	1 (0.3%)	0
OFLOXACIN	0	0	2 (0.6%)
AZULENE	0	1 (0.3%)	0
BACITRACIN;NEOMYCIN	0	0	1 (0.3%)
BETAMETHASONE DIPROPIONATE;GENTAMICIN SULFATE	1 (0.3%)	0	0
HYDROCORTISONE;OXYTETRACYCLINE HYDROCHLORIDE	0	1 (0.3%)	0
NEOMYCIN	0	0	1 (0.3%)
NORFLOXACIN	0	0	1 (0.3%)
OXYTETRACYCLINE HYDROCHLORIDE;POLYMYXIN B SULFATE	1 (0.3%)	0	0
TETRACYCLINE HYDROCHLORIDE	0	0	1 (0.3%)
OPHTHALMOLOGICALS			
Total number of patients with at least one treatment	156 (49.5%)	162 (51.8%)	149 (47.8%)
Total number of treatments	453	431	393
POTASSIUM CHLORIDE	21 (6.7%)	20 (6.4%)	18 (5.8%)
SODIUM CHLORIDE	28 (8.9%)	19 (6.1%)	12 (3.8%)
AZITHROMYCIN	24 (7.6%)	13 (4.2%)	16 (5.1%)
ASCORBIC ACID	21 (6.7%)	15 (4.8%)	16 (5.1%)
CIPROFLOXACIN	13 (4.1%)	16 (5.1%)	17 (5.4%)
MELOXICAM	11 (3.5%)	16 (5.1%)	13 (4.2%)
PREDNISONE	8 (2.5%)	9 (2.9%)	18 (5.8%)
CYANOCOBALAMIN	5 (1.6%)	13 (4.2%)	14 (4.5%)
LEVOFLOXACIN	12 (3.8%)	12 (3.8%)	7 (2.2%)
VANCOMYCIN	10 (3.2%)	7 (2.2%)	10 (3.2%)
HEPARIN	10 (3.2%)	8 (2.6%)	8 (2.6%)
LIDOCAINE	11 (3.5%)	9 (2.9%)	6 (1.9%)
UBIDECARENONE	8 (2.5%)	8 (2.6%)	9 (2.9%)
DEXAMETHASONE	9 (2.9%)	12 (3.8%)	3 (1.0%)
DICLOFENAC	11 (3.5%)	7 (2.2%)	5 (1.6%)
POTASSIUM	5 (1.6%)	6 (1.9%)	9 (2.9%)
NAPROXEN SODIUM	7 (2.2%)	5 (1.6%)	6 (1.9%)
METHYLPREDNISOLONE	6 (1.9%)	6 (1.9%)	5 (1.6%)
FLUCONAZOLE	6 (1.9%)	5 (1.6%)	5 (1.6%)
MINERALS NOS;VITAMINS NOS	8 (2.5%)	4 (1.3%)	4 (1.3%)
CETIRIZINE HYDROCHLORIDE	5 (1.6%)	3 (1.0%)	7 (2.2%)
CEFUROXIME	3 (1.0%)	8 (2.6%)	3 (1.0%)
CLONIDINE	4 (1.3%)	5 (1.6%)	4 (1.3%)
HYDROCORTISONE	5 (1.6%)	4 (1.3%)	3 (1.0%)
CORTISONE	3 (1.0%)	2 (0.6%)	6 (1.9%)
NAPROXEN	2 (0.6%)	7 (2.2%)	2 (0.6%)
ANTIBIOTICS	6 (1.9%)	2 (0.6%)	2 (0.6%)
CETIRIZINE	3 (1.0%)	3 (1.0%)	4 (1.3%)
EPINEPHRINE	3 (1.0%)	3 (1.0%)	4 (1.3%)
REBAMIPIDE	3 (1.0%)	3 (1.0%)	4 (1.3%)
TRIAMCINOLONE ACETONIDE	2 (0.6%)	5 (1.6%)	3 (1.0%)
DICLOFENAC SODIUM	3 (1.0%)	3 (1.0%)	3 (1.0%)
HEPARIN SODIUM	5 (1.6%)	2 (0.6%)	2 (0.6%)
KETOROLAC TROMETHAMINE	3 (1.0%)	6 (1.9%)	0
OTHER OPHTHALMOLOGICALS	3 (1.0%)	3 (1.0%)	3 (1.0%)
ZINC	2 (0.6%)	2 (0.6%)	5 (1.6%)

ALBUMIN HUMAN	3 (1.0%)	5 (1.6%)	0
ATROPINE	4 (1.3%)	4 (1.3%)	0
CLONIDINE HYDROCHLORIDE	5 (1.6%)	1 (0.3%)	2 (0.6%)
PREDNISOLONE	3 (1.0%)	2 (0.6%)	3 (1.0%)
TRIAMCINOLONE	5 (1.6%)	2 (0.6%)	1 (0.3%)
XANTOFYL	2 (0.6%)	4 (1.3%)	2 (0.6%)
ACETYLCYSTEINE	1 (0.3%)	3 (1.0%)	3 (1.0%)
ACICLOVIR	4 (1.3%)	3 (1.0%)	0
BETAMETHASONE VALERATE;GENTAMICIN SULFATE	2 (0.6%)	3 (1.0%)	2 (0.6%)
DEXAMETHASONE SODIUM PHOSPHATE	2 (0.6%)	4 (1.3%)	1 (0.3%)
MACROGOL	2 (0.6%)	4 (1.3%)	1 (0.3%)
INDOMETACIN	2 (0.6%)	2 (0.6%)	2 (0.6%)
KETOROLAC	1 (0.3%)	4 (1.3%)	1 (0.3%)
PANCREATIN	1 (0.3%)	3 (1.0%)	2 (0.6%)
ISOSORBIDE	2 (0.6%)	1 (0.3%)	2 (0.6%)
METHYLPREDNISOLONE ACETATE	2 (0.6%)	2 (0.6%)	1 (0.3%)
POVIDONE-IODINE	2 (0.6%)	0	3 (1.0%)
ACETAZOLAMIDE	2 (0.6%)	2 (0.6%)	0
BEPOTASTINE BESILATE	1 (0.3%)	1 (0.3%)	2 (0.6%)
BETAXOLOL HYDROCHLORIDE	1 (0.3%)	2 (0.6%)	1 (0.3%)
BUPIVACAINE HYDROCHLORIDE	1 (0.3%)	1 (0.3%)	2 (0.6%)
CLOTRIMAZOLE	3 (1.0%)	1 (0.3%)	0
MUCOPOLYSACCHARIDE POLYSULFURIC ACID ESTER	3 (1.0%)	1 (0.3%)	0
RETINOL	0	3 (1.0%)	1 (0.3%)
SULFADIAZINE SILVER	1 (0.3%)	0	3 (1.0%)
SULFAMETHOXAZOLE	0	1 (0.3%)	3 (1.0%)
VANCOMYCIN HYDROCHLORIDE	0	2 (0.6%)	2 (0.6%)
ARTIFICIAL TEARS [UMBRELLA TERM]	3 (1.0%)	0	0
CHLORHEXIDINE	2 (0.6%)	0	1 (0.3%)
DIMETICONE	2 (0.6%)	0	1 (0.3%)
GENTAMICIN	1 (0.3%)	0	2 (0.6%)
GENTAMICIN SULFATE	1 (0.3%)	1 (0.3%)	1 (0.3%)
HEPARINOID	1 (0.3%)	1 (0.3%)	1 (0.3%)
HYALURONATE SODIUM	3 (1.0%)	0	0
OXYMETAZOLINE HYDROCHLORIDE	0	1 (0.3%)	2 (0.6%)
PHENYLEPHRINE	0	3 (1.0%)	0
STEROIDS	2 (0.6%)	1 (0.3%)	0
TROXERUTIN	1 (0.3%)	1 (0.3%)	1 (0.3%)
ZINC SULFATE	1 (0.3%)	2 (0.6%)	0
ASCORBIC ACID;COPPER SULFATE;FISH OIL;RESVERATROL;TOCOPHERYL ACETATE;XANTOFYL;ZEAXANTHIN;ZINC OXIDE	1 (0.3%)	1 (0.3%)	0
ASCORBIC ACID;COPPER;VITAMIN E NOS;XANTOFYL;ZEAXANTHIN;ZINC	1 (0.3%)	0	1 (0.3%)
AZELASTINE	1 (0.3%)	0	1 (0.3%)
BACITRACIN	0	1 (0.3%)	1 (0.3%)
BACITRACIN;NEOMYCIN;POLYMYXIN B	1 (0.3%)	0	1 (0.3%)
CALCIUM CHLORIDE DIHYDRATE;MAGNESIUM CHLORIDE HEXAHYDRATE;POTASSIUM CHLORIDE;SODIUM ACETATE TRIHYDRATE;SODIUM CHLORIDE;SODIUM CITRATE DIHYDRATE	0	1 (0.3%)	1 (0.3%)
CEFUROXIME SODIUM	0	2 (0.6%)	0
CHLORAMPHENICOL	1 (0.3%)	1 (0.3%)	0
CHLORHEXIDINE GLUCONATE	1 (0.3%)	1 (0.3%)	0
CHONDROITIN SULFATE SODIUM	1 (0.3%)	1 (0.3%)	0
EPHEDRINE HYDROCHLORIDE	1 (0.3%)	0	1 (0.3%)
ERYTHROMYCIN	0	1 (0.3%)	1 (0.3%)
FAMCICLOVIR	1 (0.3%)	1 (0.3%)	0
GLUCOSE;POTASSIUM CHLORIDE;SODIUM CHLORIDE	1 (0.3%)	0	1 (0.3%)
GUAIAZULENE	1 (0.3%)	1 (0.3%)	0
HYOSCINE	0	1 (0.3%)	1 (0.3%)
LEVOFLOXACIN HEMIHYDRATE	1 (0.3%)	1 (0.3%)	0
MOXIFLOXACIN HYDROCHLORIDE	0	0	2 (0.6%)
NEOSTIGMINE	1 (0.3%)	0	1 (0.3%)
OFLOXACIN	0	0	2 (0.6%)
OLOPATADINE HYDROCHLORIDE	0	2 (0.6%)	0
OXYMETAZOLINE	0	0	2 (0.6%)
SODIUM PHOSPHATE	0	1 (0.3%)	1 (0.3%)
ZEAXANTHIN	0	0	2 (0.6%)
ACHYRANTHES BIDENTATA ROOT;ACONITUM SPP. PROCESSED ROOT;ALISMA ORIENTALE TUBER;CINNAMOMUM CASSIA BARK;CORNUS OFFICINALIS FRUIT;DIOSCOREA SPP. RHIZOME;PAEONIA X SUFFRUTICOSA ROOT BARK;PLANTAGO ASIATICA SEED;PORIA COCOS SCLEROTIUM;REHMANNIA GLUTINOSA ROOT	0	1 (0.3%)	0
ADENOSINE	1 (0.3%)	0	0
ALCLOMETASONE DIPROPIONATE	0	0	1 (0.3%)
ALLERGENS NOS	0	0	1 (0.3%)
AMIKACIN SULFATE	0	1 (0.3%)	0
AMINO ACIDS NOS	0	1 (0.3%)	0
AMPICILLIN	0	0	1 (0.3%)
ASCORBIC ACID;BETACAROTENE;CUPRIC OXIDE;TOCOPHERYL ACETATE;ZINC OXIDE	0	1 (0.3%)	0
ASCORBIC ACID;CUPRIC OXIDE;DL-ALPHA TOCOPHERYL ACETATE;XANTOFYL;ZEAXANTHIN;ZINC OXIDE	0	1 (0.3%)	0
ATROPINE SULFATE	0	1 (0.3%)	0
BACITRACIN ZINC;POLYMYXIN B SULFATE	1 (0.3%)	0	0
BACITRACIN;NEOMYCIN	0	0	1 (0.3%)
BETAMETHASONE DIPROPIONATE	0	1 (0.3%)	0
BETAMETHASONE DIPROPIONATE;GENTAMICIN SULFATE	1 (0.3%)	0	0
BETAMETHASONE VALERATE	1 (0.3%)	0	0
BLOOD, CALF, DEPROT., LMW PORTION	1 (0.3%)	0	0
CHLORHEXIDINE GLUCONATE;EDETATE DISODIUM;THIOMERSAL	1 (0.3%)	0	0

DEXAMETHASONE PHOSPHATE	0	1 (0.3%)	0
DICLOFENAC EPOLAMINE	1 (0.3%)	0	0
DIFLUPREDNATE	0	1 (0.3%)	0
DOCOSAHEXAENOIC ACID;RETINOL;VITAMIN E NOS;XANTOFYL;ZEAXANTHIN;ZINC	0	0	1 (0.3%)
EPHEDRINE	0	1 (0.3%)	0
EUPHRASIA OFFICINALIS	1 (0.3%)	0	0
FLUDROCORTISONE	1 (0.3%)	0	0
FLUDROCORTISONE ACETATE	0	1 (0.3%)	0
FLURBIPROFEN AXETIL	0	1 (0.3%)	0
HEPARIN CALCIUM	1 (0.3%)	0	0
HYALURONIC ACID	0	0	1 (0.3%)
HYDROCORTISONE SODIUM SUCCINATE	0	1 (0.3%)	0
HYDROCORTISONE;OXYTETRACYCLINE HYDROCHLORIDE	0	1 (0.3%)	0
LIDOCAINE HYDROCHLORIDE	1 (0.3%)	0	0
LINCOMYCIN	0	0	1 (0.3%)
LYSOZYME HYDROCHLORIDE	0	1 (0.3%)	0
METHAZOLAMIDE	0	0	1 (0.3%)
MOXIFLOXACIN	1 (0.3%)	0	0
NEOMYCIN	0	0	1 (0.3%)
NORFLOXACIN	0	0	1 (0.3%)
OXYTETRACYCLINE HYDROCHLORIDE;POLYMYXIN B SULFATE	1 (0.3%)	0	0
PANTOTHENIC ACID	0	1 (0.3%)	0
PARAFFIN	0	1 (0.3%)	0
PERFLUTREN	0	0	1 (0.3%)
PIROXICAM	1 (0.3%)	0	0
PLANTAGO PSYLLIUM	0	1 (0.3%)	0
POTASSIUM CHLORIDE;SODIUM CHLORIDE	0	1 (0.3%)	0
POTASSIUM PHOSPHATE DIBASIC;POTASSIUM PHOSPHATE MONOBASIC	0	0	1 (0.3%)
RIBAVIRIN	1 (0.3%)	0	0
RIFAMYCIN	0	0	1 (0.3%)
SALICYLIC ACID	1 (0.3%)	0	0
SODIUM GUALENATE HYDRATE	0	1 (0.3%)	0
TAURINE	0	0	1 (0.3%)
TETRACYCLINE HYDROCHLORIDE	0	0	1 (0.3%)
VACCINIUM MYRTILLUS	1 (0.3%)	0	0
VACCINIUM MYRTILLUS FRUIT	0	0	1 (0.3%)
VACCINIUM MYRTILLUS FRUIT;XANTOFYL	1 (0.3%)	0	0
VASOCONSTRICTORS	1 (0.3%)	0	0
VIDARABINE	0	1 (0.3%)	0
WATER PURIFIED	0	0	1 (0.3%)
XYLOMETAZOLINE HYDROCHLORIDE	1 (0.3%)	0	0
OTHER ALIMENTARY TRACT AND METABOLISM PRODUCTS			
Total number of patients with at least one treatment	39 (12.4%)	33 (10.5%)	47 (15.1%)
Total number of treatments	51	42	56
THIOCTIC ACID	21 (6.7%)	15 (4.8%)	18 (5.8%)
UBIDECARENONE	8 (2.5%)	8 (2.6%)	9 (2.9%)
PROBIOTICS NOS	3 (1.0%)	3 (1.0%)	4 (1.3%)
SODIUM BICARBONATE	4 (1.3%)	2 (0.6%)	4 (1.3%)
ZINC	2 (0.6%)	2 (0.6%)	5 (1.6%)
ACETYLCYSTEINE	1 (0.3%)	3 (1.0%)	3 (1.0%)
SUCRALFATE	0	1 (0.3%)	4 (1.3%)
CLOSTRIDIUM BUTYRICUM	1 (0.3%)	1 (0.3%)	1 (0.3%)
ADEMETIONINE	1 (0.3%)	0	0
AMINO ACIDS NOS	0	1 (0.3%)	0
ASTAXANTHIN	1 (0.3%)	0	0
BRASSICA OLERACEA	1 (0.3%)	0	0
CARBOHYDRATES NOS;FATS NOS;MINERALS NOS;PROTEINS NOS;VITAMINS NOS	0	0	1 (0.3%)
CARNITINE	1 (0.3%)	0	0
CYSTEINE	0	0	1 (0.3%)
FIBRE, DIETARY	1 (0.3%)	0	0
LEVOCARNITINE	1 (0.3%)	0	0
LEVOCARNITINE PROPIONATE HYDROCHLORIDE	0	1 (0.3%)	0
LEVOGLUTAMIDE	1 (0.3%)	0	0
LYSINE	0	1 (0.3%)	0
OTHER ALIMENTARY TRACT AND METABOLISM PRODUCTS	1 (0.3%)	0	0
PANGAMIC ACID	0	0	1 (0.3%)
PHOSPHORUS	0	0	1 (0.3%)
POLAPREZINC	0	1 (0.3%)	0
TAURINE	0	0	1 (0.3%)
UBIQUINOL	0	1 (0.3%)	0
OTHER DERMATOLOGICAL PREPARATIONS			
Total number of patients with at least one treatment	93 (29.5%)	73 (23.3%)	93 (29.8%)
Total number of treatments	137	110	118
IBUPROFEN	28 (8.9%)	22 (7.0%)	30 (9.6%)
ASCORBIC ACID	21 (6.7%)	15 (4.8%)	16 (5.1%)
UBIDECARENONE	8 (2.5%)	8 (2.6%)	9 (2.9%)
DICLOFENAC	11 (3.5%)	7 (2.2%)	5 (1.6%)
OXYGEN	6 (1.9%)	8 (2.6%)	5 (1.6%)
FINASTERIDE	3 (1.0%)	4 (1.3%)	6 (1.9%)
MAGNESIUM SULFATE	4 (1.3%)	4 (1.3%)	3 (1.0%)
SODIUM BICARBONATE	4 (1.3%)	2 (0.6%)	4 (1.3%)

DICLOFENAC SODIUM	3 (1.0%)	3 (1.0%)	3 (1.0%)
ESTRADIOL	2 (0.6%)	1 (0.3%)	4 (1.3%)
SILDENAFIL CITRATE	3 (1.0%)	3 (1.0%)	1 (0.3%)
TRANEXAMIC ACID	2 (0.6%)	0	5 (1.6%)
CALCIUM CHLORIDE;POTASSIUM CHLORIDE;SODIUM CHLORIDE	4 (1.3%)	1 (0.3%)	1 (0.3%)
POVIDONE-IODINE	2 (0.6%)	0	3 (1.0%)
SILDENAFIL	3 (1.0%)	2 (0.6%)	0
SUCRALFATE	0	1 (0.3%)	4 (1.3%)
CALCIUM GLUCONATE	2 (0.6%)	1 (0.3%)	1 (0.3%)
DUTASTERIDE	3 (1.0%)	1 (0.3%)	0
PYRIDOXINE HYDROCHLORIDE	1 (0.3%)	2 (0.6%)	1 (0.3%)
HYALURONATE SODIUM	3 (1.0%)	0	0
OTHER DERMATOLOGICALS	0	1 (0.3%)	2 (0.6%)
OXYMETAZOLINE HYDROCHLORIDE	0	1 (0.3%)	2 (0.6%)
GLYCOPYRRONIUM BROMIDE	0	1 (0.3%)	1 (0.3%)
GUAIAZULENE	1 (0.3%)	1 (0.3%)	0
IVERMECTIN	1 (0.3%)	1 (0.3%)	0
OXYMETAZOLINE	0	0	2 (0.6%)
ALDIOXA	1 (0.3%)	0	0
ALUMINIUM SILICATE	0	1 (0.3%)	0
ARGININE;CINNAMOMUM SPP. OIL;CITRULLINE	1 (0.3%)	0	0
BOTULINUM TOXIN TYPE A	1 (0.3%)	0	0
COLLAGEN	0	1 (0.3%)	0
COPPER	1 (0.3%)	0	0
CRISABOROLE	1 (0.3%)	0	0
GELATINE HYDROLYSATE	0	1 (0.3%)	0
HYALURONIC ACID	0	0	1 (0.3%)
IBUPROFEN PICONOL	0	1 (0.3%)	0
LITHIUM	0	0	1 (0.3%)
MINOXIDIL	1 (0.3%)	0	0
OENOTHERA BIENNIS OIL	0	0	1 (0.3%)
PYRIDOXINE	0	1 (0.3%)	0
SALICYLIC ACID	1 (0.3%)	0	0
SALVIA OFFICINALIS	1 (0.3%)	0	0
TACROLIMUS	0	1 (0.3%)	0
OTHER DRUGS FOR DISORDERS OF THE MUSCULO-SKELETAL SYSTEM			
Total number of patients with at least one treatment	3 (1.0%)	4 (1.3%)	3 (1.0%)
Total number of treatments	3	4	3
HYALURONATE SODIUM	3 (1.0%)	0	0
CHONDROITIN SULFATE;GLUCOSAMINE HYDROCHLORIDE;HYALURONIC ACID	0	1 (0.3%)	0
CLOMIPRAMINE	0	1 (0.3%)	0
COLLAGENASE CLOSTRIDIUM HISTOLYTICUM	0	1 (0.3%)	0
ENZYMES NOS	0	0	1 (0.3%)
GELATIN	0	1 (0.3%)	0
HYALURONIC ACID	0	0	1 (0.3%)
QUININE SULFATE	0	0	1 (0.3%)
OTHER GYNECOLOGICALS			
Total number of patients with at least one treatment	65 (20.6%)	66 (21.1%)	68 (21.8%)
Total number of treatments	93	99	85
IBUPROFEN	28 (8.9%)	22 (7.0%)	30 (9.6%)
SALBUTAMOL	13 (4.1%)	8 (2.6%)	10 (3.2%)
NIFEDIPINE	8 (2.5%)	7 (2.2%)	5 (1.6%)
NAPROXEN SODIUM	7 (2.2%)	5 (1.6%)	6 (1.9%)
SALBUTAMOL SULFATE	3 (1.0%)	8 (2.6%)	7 (2.2%)
CLONIDINE	4 (1.3%)	5 (1.6%)	4 (1.3%)
PAROXETINE	4 (1.3%)	5 (1.6%)	3 (1.0%)
NAPROXEN	2 (0.6%)	7 (2.2%)	2 (0.6%)
SODIUM BICARBONATE	4 (1.3%)	2 (0.6%)	4 (1.3%)
CLONIDINE HYDROCHLORIDE	5 (1.6%)	1 (0.3%)	2 (0.6%)
HYALURONATE SODIUM	3 (1.0%)	0	0
LACTOBACILLUS ACIDOPHILUS	0	2 (0.6%)	1 (0.3%)
LACTOBACILLUS NOS	0	1 (0.3%)	2 (0.6%)
AKEBIA SPP. STEM;ANGELICA ACUTILOBA ROOT;ASARUM SPP. ROOT;CINNAMOMUM CASSIA BARK;GLYCYRRHIZA SPP. ROOT;PAEONIA LACTIFLORA ROOT;TETRADIUM RUTICARPUM FRUIT;ZINGIBER OFFICINALE RHIZOME;ZIZIPHUS JUJUBA FRUIT	0	1 (0.3%)	0
AKEBIA SPP. STEM;ANGELICA ACUTILOBA ROOT;BIANCAEA SAPPAN HEARTWOOD;CARTHAMUS TINCTORIUS FLOWER;CITRUS AURANTIUM PEEL;CITRUS SPP. UNRIPE FRUIT;GLYCYRRHIZA SPP. ROOT;MAGNOLIA SPP. BARK;RHEUM SPP. RHIZOME;SODIUM SULFATE ANHYDROUS	0	1 (0.3%)	0
BROMOCRIPTINE MESILATE	0	1 (0.3%)	0
COPPER	1 (0.3%)	0	0
HERBAL REMEDIES FOR GYNECOLOGICAL DISORDERS, OTHER	0	1 (0.3%)	0
HYALURONIC ACID	0	0	1 (0.3%)
IBUPROFEN PICONOL	0	1 (0.3%)	0
LEVONORGESTREL	0	1 (0.3%)	0
METHOTREXATE	0	1 (0.3%)	0
METHOTREXATE SODIUM	1 (0.3%)	0	0
OENOTHERA BIENNIS OIL	0	0	1 (0.3%)
PAROXETINE HYDROCHLORIDE	0	1 (0.3%)	0
PROGESTERONE	0	1 (0.3%)	0
SALVIA OFFICINALIS	1 (0.3%)	0	0
TERBUTALINE SULFATE	0	1 (0.3%)	0

WATER PURIFIED	0	0	1 (0.3%)
WITHANIA SOMNIFERA	0	1 (0.3%)	0
OTHER HEMATOLOGICAL AGENTS			
Total number of patients with at least one treatment	1 (0.3%)	1 (0.3%)	2 (0.6%)
Total number of treatments	1	1	2
HYDROXYCARBAMIDE	0	1 (0.3%)	1 (0.3%)
ENZYMES NOS	0	0	1 (0.3%)
LEVOGLUTAMIDE	1 (0.3%)	0	0
OTHER NERVOUS SYSTEM DRUGS			
Total number of patients with at least one treatment	94 (29.8%)	80 (25.6%)	95 (30.4%)
Total number of treatments	133	103	123
GABAPENTIN	46 (14.6%)	38 (12.1%)	38 (12.2%)
THIOCTIC ACID	21 (6.7%)	15 (4.8%)	18 (5.8%)
VITAMIN B12 NOS	11 (3.5%)	8 (2.6%)	18 (5.8%)
CLONIDINE	4 (1.3%)	5 (1.6%)	4 (1.3%)
MECOBALAMIN	4 (1.3%)	3 (1.0%)	6 (1.9%)
BUPROPION HYDROCHLORIDE	4 (1.3%)	4 (1.3%)	4 (1.3%)
BETAHISTINE HYDROCHLORIDE	3 (1.0%)	5 (1.6%)	3 (1.0%)
CLONIDINE HYDROCHLORIDE	5 (1.6%)	1 (0.3%)	2 (0.6%)
PROPRANOLOL	1 (0.3%)	3 (1.0%)	2 (0.6%)
FLUOXETINE	0	2 (0.6%)	3 (1.0%)
FLUOXETINE HYDROCHLORIDE	2 (0.6%)	1 (0.3%)	2 (0.6%)
MECLOZINE	2 (0.6%)	1 (0.3%)	2 (0.6%)
TRIMETAZIDINE HYDROCHLORIDE	3 (1.0%)	0	2 (0.6%)
GINKGO BILOBA EXTRACT	3 (1.0%)	0	1 (0.3%)
NICOTINE	2 (0.6%)	1 (0.3%)	1 (0.3%)
BUPROPION	1 (0.3%)	1 (0.3%)	1 (0.3%)
BETAHISTINE	1 (0.3%)	0	1 (0.3%)
DIMENHYDRINATE	0	1 (0.3%)	1 (0.3%)
GINKGO BILOBA	0	1 (0.3%)	1 (0.3%)
ISOPRENALINE	2 (0.6%)	0	0
NEOSTIGMINE	1 (0.3%)	0	1 (0.3%)
PHOSPHOLIPIDS	0	2 (0.6%)	0
TRIMETAZIDINE	0	1 (0.3%)	1 (0.3%)
VARENICLINE TARTRATE	1 (0.3%)	1 (0.3%)	0
BETAHISTINE MESILATE	0	1 (0.3%)	0
CHOLINE;INOSITOL	0	1 (0.3%)	0
DEXTROMETHORPHAN HYDROBROMIDE;QUINIDINE SULFATE	0	0	1 (0.3%)
MELDONIUM	1 (0.3%)	0	0
METHADONE	1 (0.3%)	0	0
NALOXONE	1 (0.3%)	0	0
NALOXONE HYDROCHLORIDE	1 (0.3%)	0	0
PROPRANOLOL HYDROCHLORIDE	0	0	1 (0.3%)
PYRIDOSTIGMINE	0	0	1 (0.3%)
PYRIDOSTIGMINE BROMIDE	0	1 (0.3%)	0
VARENICLINE	1 (0.3%)	0	0
OTHER RESPIRATORY SYSTEM PRODUCTS			
Total number of patients with at least one treatment	3 (1.0%)	4 (1.3%)	1 (0.3%)
Total number of treatments	4	4	2
AMBROXOL HYDROCHLORIDE	3 (1.0%)	0	1 (0.3%)
PHOSPHOLIPIDS	0	2 (0.6%)	0
AMBROXOL	0	1 (0.3%)	0
ASARUM SPP. ROOT;CINNAMOMUM CASSIA BARK;EPHEDRA SPP. HERB;GLYCYRRHIZA SPP. ROOT;PAEONIA LACTIFLORA ROOT;PINELLIA TERNATA TUBER;SCHISANDRA CHINENSIS FRUIT;ZINGIBER OFFICINALE RHIZOME	0	1 (0.3%)	0
OTOLOGICALS			
Total number of patients with at least one treatment	72 (22.9%)	74 (23.6%)	53 (17.0%)
Total number of treatments	141	126	101
SODIUM CHLORIDE	28 (8.9%)	19 (6.1%)	12 (3.8%)
CIPROFLOXACIN	13 (4.1%)	16 (5.1%)	17 (5.4%)
LEVOFLOXACIN	12 (3.8%)	12 (3.8%)	7 (2.2%)
LIDOCAINE	11 (3.5%)	9 (2.9%)	6 (1.9%)
DEXAMETHASONE	9 (2.9%)	12 (3.8%)	3 (1.0%)
DOCUSATE SODIUM	6 (1.9%)	6 (1.9%)	6 (1.9%)
HYDROCORTISONE	5 (1.6%)	4 (1.3%)	3 (1.0%)
SODIUM BICARBONATE	4 (1.3%)	2 (0.6%)	4 (1.3%)
DOCUSATE	1 (0.3%)	5 (1.6%)	2 (0.6%)
PREDNISOLONE	3 (1.0%)	2 (0.6%)	3 (1.0%)
DEXAMETHASONE SODIUM PHOSPHATE	2 (0.6%)	4 (1.3%)	1 (0.3%)
CLOTRIMAZOLE	3 (1.0%)	1 (0.3%)	0
CHLORHEXIDINE	2 (0.6%)	0	1 (0.3%)
GENTAMICIN	1 (0.3%)	0	2 (0.6%)
GENTAMICIN SULFATE	1 (0.3%)	1 (0.3%)	1 (0.3%)
STEROIDS	2 (0.6%)	1 (0.3%)	0
BENZOCAINE	2 (0.6%)	0	0
CHLORAMPHENICOL	1 (0.3%)	1 (0.3%)	0
CHLORHEXIDINE GLUCONATE	1 (0.3%)	1 (0.3%)	0
LEVOFLOXACIN HEMIHYDRATE	1 (0.3%)	1 (0.3%)	0
OFLOXACIN	0	0	2 (0.6%)
ALUMINIUM ACETOTARTRATE	1 (0.3%)	0	0

BETAMETHASONE DIPROPIONATE	0	1 (0.3%)	0
BETAMETHASONE VALERATE	1 (0.3%)	0	0
HYDROCORTISONE SODIUM SUCCINATE	0	1 (0.3%)	0
HYDROCORTISONE;OXYTETRACYCLINE HYDROCHLORIDE	0	1 (0.3%)	0
LIDOCAINE HYDROCHLORIDE	1 (0.3%)	0	0
LINCOMYCIN	0	0	1 (0.3%)
MICONAZOLE	1 (0.3%)	0	0
MICONAZOLE NITRATE	1 (0.3%)	0	0
NEOMYCIN	0	0	1 (0.3%)
RIFAMYCIN	0	0	1 (0.3%)
SALICYLIC ACID	1 (0.3%)	0	0
TETRACYCLINE HYDROCHLORIDE	0	0	1 (0.3%)
TRAFERMIN	0	1 (0.3%)	0
PANCREATIC HORMONES			
Total number of patients with at least one treatment	6 (1.9%)	4 (1.3%)	3 (1.0%)
Total number of treatments	8	4	3
GLUCAGON	6 (1.9%)	4 (1.3%)	3 (1.0%)
PERIPHERAL VASODILATORS			
Total number of patients with at least one treatment	13 (4.1%)	15 (4.8%)	12 (3.8%)
Total number of treatments	20	20	12
PENTOXIFYLLINE	10 (3.2%)	6 (1.9%)	6 (1.9%)
NAFTIDROFURYL OXALATE	2 (0.6%)	3 (1.0%)	2 (0.6%)
GINKGO BILOBA EXTRACT	3 (1.0%)	0	1 (0.3%)
NICERGOLINE	0	2 (0.6%)	1 (0.3%)
NICOTINIC ACID	1 (0.3%)	2 (0.6%)	0
GINKGO BILOBA	0	1 (0.3%)	1 (0.3%)
ACHYRANTHES BIDENTATA ROOT;ACONITUM SPP. PROCESSED ROOT;ALISMA ORIENTALE TUBER;CINNAMOMUM CASSIA BARK;CORNUS OFFICINALIS FRUIT;DIOSCOREA SPP. RHIZOME;PAEONIA X SUFFRUTICOSA ROOT BARK;PLANTAGO ASIATICA SEED;PORIA COCOS SCLEROTIUM;REHMANNIA GLUTINOSA ROOT	0	1 (0.3%)	0
ACONITUM SPP. PROCESSED ROOT;ALISMA ORIENTALE TUBER;CINNAMOMUM CASSIA BARK;CORNUS OFFICINALIS FRUIT;DIOSCOREA SPP. RHIZOME;PAEONIA X SUFFRUTICOSA ROOT BARK;PORIA COCOS SCLEROTIUM;REHMANNIA GLUTINOSA ROOT	0	1 (0.3%)	0
AKEBIA SPP. STEM;ANGELICA ACUTILOBA ROOT;ASARUM SPP. ROOT;CINNAMOMUM CASSIA BARK;GLYCYRRHIZA SPP. ROOT;PAEONIA LACTIFLORA ROOT;TETRADIUM RUTICARPUM FRUIT;ZINGIBER OFFICINALE RHIZOME;ZIZIPHUS JUJUBA FRUIT	0	1 (0.3%)	0
BENCYCLANE FUMARATE	0	1 (0.3%)	0
ENZYMES NOS	0	0	1 (0.3%)
PAPAVERINE HYDROCHLORIDE	1 (0.3%)	0	0
PITUITARY AND HYPOTHALAMIC HORMONES AND ANALOGUES			
Total number of patients with at least one treatment	1 (0.3%)	1 (0.3%)	0
Total number of treatments	1	1	0
TERLIPRESSIN ACETATE	0	1 (0.3%)	0
VASOPRESSIN	1 (0.3%)	0	0
PREPARATIONS FOR TREATMENT OF WOUNDS AND ULCERS			
Total number of patients with at least one treatment	40 (12.7%)	33 (10.5%)	25 (8.0%)
Total number of treatments	61	51	48
SODIUM CHLORIDE	28 (8.9%)	19 (6.1%)	12 (3.8%)
FISH OIL	7 (2.2%)	12 (3.8%)	11 (3.5%)
CADEXOMER IODINE	0	1 (0.3%)	2 (0.6%)
DIMETICONE	2 (0.6%)	0	1 (0.3%)
HYALURONATE SODIUM	3 (1.0%)	0	0
ALPROSTADIL ALFADEX	0	2 (0.6%)	0
COLLAGENASE	2 (0.6%)	0	0
PREPARATIONS FOR TREATMENT OF WOUNDS AND ULCERS	1 (0.3%)	1 (0.3%)	0
HONEY	1 (0.3%)	0	0
HYALURONIC ACID	0	0	1 (0.3%)
LYSINE	0	1 (0.3%)	0
MENADIONE	1 (0.3%)	0	0
PANTOTHENIC ACID	0	1 (0.3%)	0
TRAFERMIN	0	1 (0.3%)	0
PSYCHOANALEPTICS			
Total number of patients with at least one treatment	66 (21.0%)	56 (17.9%)	66 (21.2%)
Total number of treatments	92	80	104
DULOXETINE HYDROCHLORIDE	7 (2.2%)	5 (1.6%)	4 (1.3%)
TRAZODONE	3 (1.0%)	6 (1.9%)	7 (2.2%)
CLONIDINE	4 (1.3%)	5 (1.6%)	4 (1.3%)
VINPOCETINE	3 (1.0%)	3 (1.0%)	7 (2.2%)
BUPROPION HYDROCHLORIDE	4 (1.3%)	4 (1.3%)	4 (1.3%)
PAROXETINE	4 (1.3%)	5 (1.6%)	3 (1.0%)
SERTRALINE	3 (1.0%)	4 (1.3%)	5 (1.6%)
DULOXETINE	6 (1.9%)	3 (1.0%)	2 (0.6%)
ESCITALOPRAM OXALATE	5 (1.6%)	1 (0.3%)	5 (1.6%)
VENLAFAXINE HYDROCHLORIDE	5 (1.6%)	4 (1.3%)	2 (0.6%)
AMITRIPTYLINE	3 (1.0%)	2 (0.6%)	5 (1.6%)
ESCITALOPRAM	3 (1.0%)	3 (1.0%)	4 (1.3%)
PIRACETAM	4 (1.3%)	0	6 (1.9%)
MIRTAZAPINE	3 (1.0%)	5 (1.6%)	1 (0.3%)
CITALOPRAM	1 (0.3%)	4 (1.3%)	3 (1.0%)
CLONIDINE HYDROCHLORIDE	5 (1.6%)	1 (0.3%)	2 (0.6%)

VENLAFAXINE	2 (0.6%)	2 (0.6%)	4 (1.3%)
FLUOXETINE	0	2 (0.6%)	3 (1.0%)
FLUOXETINE HYDROCHLORIDE	2 (0.6%)	1 (0.3%)	2 (0.6%)
LAMOTRIGINE	1 (0.3%)	0	4 (1.3%)
CITICOLINE	1 (0.3%)	1 (0.3%)	2 (0.6%)
GINKGO BILOBA EXTRACT	3 (1.0%)	0	1 (0.3%)
SERTRALINE HYDROCHLORIDE	0	1 (0.3%)	3 (1.0%)
AMITRIPTYLINE HYDROCHLORIDE	1 (0.3%)	2 (0.6%)	0
BUPROPION	1 (0.3%)	1 (0.3%)	1 (0.3%)
DONEPEZIL HYDROCHLORIDE	1 (0.3%)	2 (0.6%)	0
NORTRIPTYLINE	0	2 (0.6%)	1 (0.3%)
TRAZODONE HYDROCHLORIDE	2 (0.6%)	0	1 (0.3%)
DOXEPIN	1 (0.3%)	0	1 (0.3%)
GINKGO BILOBA	0	1 (0.3%)	1 (0.3%)
MEMANTINE	0	0	2 (0.6%)
MEMANTINE HYDROCHLORIDE	0	2 (0.6%)	0
ACORUS CALAMUS;BACOPA MONNIERI;CELASTRUS PANICULATUS;CENTELLA ASIATICA;EVOLVULUS ALSINOIDES;FOENICULUM VULGARE;GLYCYRRHIZA GLABRA;MYRISTICA FRAGRANS;TERMINALIA ARJUNA;WITHANIA SOMNIFERA	0	0	1 (0.3%)
ADEMETIONINE	1 (0.3%)	0	0
AMFETAMINE ASPARTATE;AMFETAMINE SULFATE;DEXAMFETAMINE SACCHARATE;DEXAMFETAMINE SULFATE	0	0	1 (0.3%)
CITALOPRAM HYDROBROMIDE	1 (0.3%)	0	0
CITICOLINE SODIUM	0	0	1 (0.3%)
CLOMIPRAMINE	0	1 (0.3%)	0
DESVENLAFAXINE	1 (0.3%)	0	0
DESVENLAFAXINE SUCCINATE	0	1 (0.3%)	0
DONEPEZIL	1 (0.3%)	0	0
DONEPEZIL HYDROCHLORIDE;MEMANTINE HYDROCHLORIDE	0	1 (0.3%)	0
ENZYMES NOS	0	0	1 (0.3%)
GALANTAMINE HYDROBROMIDE	1 (0.3%)	0	0
IMIPRAMINE	1 (0.3%)	0	0
IPIDACRINE	0	1 (0.3%)	0
MAGNOLIA SPP. BARK;PERILLA FRUTESCENS VAR. CRISPA HERB;PINELLIA TERNATA TUBER;PORIA COCOS SCLEROTIUM;ZINGIBER OFFICINALE RHIZOME	0	1 (0.3%)	0
METHYLPHENIDATE HYDROCHLORIDE	1 (0.3%)	0	0
MILNACIPRAN HYDROCHLORIDE	0	0	1 (0.3%)
MODAFINIL	0	0	1 (0.3%)
PAROXETINE HYDROCHLORIDE	0	1 (0.3%)	0
SCELETIUM TORTUOSUM	0	0	1 (0.3%)
TIANEPTINE SODIUM	0	0	1 (0.3%)
WITHANIA SOMNIFERA	0	1 (0.3%)	0
PSYCHOLEPTICS			
Total number of patients with at least one treatment	104 (33.0%)	84 (26.8%)	93 (29.8%)
Total number of treatments	194	134	146
PREGABALIN	16 (5.1%)	13 (4.2%)	19 (6.1%)
ALPRAZOLAM	13 (4.1%)	7 (2.2%)	5 (1.6%)
DIPHENHYDRAMINE HYDROCHLORIDE	14 (4.4%)	4 (1.3%)	7 (2.2%)
LORAZEPAM	7 (2.2%)	6 (1.9%)	4 (1.3%)
DULOXETINE HYDROCHLORIDE	7 (2.2%)	5 (1.6%)	4 (1.3%)
HYDROXYZINE	6 (1.9%)	3 (1.0%)	6 (1.9%)
MELATONIN	2 (0.6%)	9 (2.9%)	3 (1.0%)
MIDAZOLAM	7 (2.2%)	6 (1.9%)	1 (0.3%)
PROMETHAZINE	7 (2.2%)	4 (1.3%)	3 (1.0%)
PAROXETINE	4 (1.3%)	5 (1.6%)	3 (1.0%)
SERTRALINE	3 (1.0%)	4 (1.3%)	5 (1.6%)
ZOLPIDEM TARTRATE	5 (1.6%)	4 (1.3%)	3 (1.0%)
DULOXETINE	6 (1.9%)	3 (1.0%)	2 (0.6%)
ESCITALOPRAM OXALATE	5 (1.6%)	1 (0.3%)	5 (1.6%)
VENLAFAXINE HYDROCHLORIDE	5 (1.6%)	4 (1.3%)	2 (0.6%)
AMITRIPTYLINE	3 (1.0%)	2 (0.6%)	5 (1.6%)
ESCITALOPRAM	3 (1.0%)	3 (1.0%)	4 (1.3%)
DIPHENHYDRAMINE	4 (1.3%)	2 (0.6%)	3 (1.0%)
BUSPIRONE	3 (1.0%)	2 (0.6%)	3 (1.0%)
CLONAZEPAM	3 (1.0%)	4 (1.3%)	1 (0.3%)
DIAZEPAM	5 (1.6%)	3 (1.0%)	0
VENLAFAXINE	2 (0.6%)	2 (0.6%)	4 (1.3%)
ZOLPIDEM	4 (1.3%)	2 (0.6%)	1 (0.3%)
CANNABIDIOL	1 (0.3%)	4 (1.3%)	1 (0.3%)
PROCHLORPERAZINE	2 (0.6%)	2 (0.6%)	2 (0.6%)
PROPRANOLOL	1 (0.3%)	3 (1.0%)	2 (0.6%)
FLUOXETINE	0	2 (0.6%)	3 (1.0%)
FLUOXETINE HYDROCHLORIDE	2 (0.6%)	1 (0.3%)	2 (0.6%)
BROMAZEPAM	2 (0.6%)	2 (0.6%)	0
CANNABIS SATIVA	1 (0.3%)	2 (0.6%)	1 (0.3%)
ETIZOLAM	1 (0.3%)	0	3 (1.0%)
HYDROXYZINE HYDROCHLORIDE	1 (0.3%)	2 (0.6%)	1 (0.3%)
MIDAZOLAM HYDROCHLORIDE	2 (0.6%)	1 (0.3%)	1 (0.3%)
SERTRALINE HYDROCHLORIDE	0	1 (0.3%)	3 (1.0%)
AMITRIPTYLINE HYDROCHLORIDE	1 (0.3%)	2 (0.6%)	0
CARBAMAZEPINE	3 (1.0%)	0	0
DEXMEDETOMIDINE	2 (0.6%)	1 (0.3%)	0
ESTAZOLAM	2 (0.6%)	0	1 (0.3%)

MEPHENOXALONE	2 (0.6%)	0	1 (0.3%)
OXAZEPAM	3 (1.0%)	0	0
QUETIAPINE	0	1 (0.3%)	2 (0.6%)
QUETIAPINE FUMARATE	2 (0.6%)	0	1 (0.3%)
SUVOREXANT	3 (1.0%)	0	0
BROTIZOLAM	1 (0.3%)	0	1 (0.3%)
DEXMEDETOMIDINE HYDROCHLORIDE	1 (0.3%)	1 (0.3%)	0
DOXEPIN	1 (0.3%)	0	1 (0.3%)
ESZOPICLONE	1 (0.3%)	0	1 (0.3%)
HYOSCINE	0	1 (0.3%)	1 (0.3%)
LORMETAZEPAM	1 (0.3%)	1 (0.3%)	0
LURASIDONE HYDROCHLORIDE	0	0	2 (0.6%)
OLANZAPINE	1 (0.3%)	0	1 (0.3%)
VALPROATE SEMISODIUM	0	1 (0.3%)	1 (0.3%)
ARIPIPRAZOLE	0	0	1 (0.3%)
BUSPIRONE HYDROCHLORIDE	0	0	1 (0.3%)
CARIPRAZINE HYDROCHLORIDE	0	0	1 (0.3%)
CHLORPROTHIXENE	0	0	1 (0.3%)
CINOLAZEPAM	1 (0.3%)	0	0
CLOMIPRAMINE	0	1 (0.3%)	0
DIPHENHYDRAMINE CITRATE;PARACETAMOL	1 (0.3%)	0	0
DIPHENHYDRAMINE HYDROCHLORIDE;NAPROXEN SODIUM	0	0	1 (0.3%)
DIPHENHYDRAMINE HYDROCHLORIDE;PARACETAMOL	0	0	1 (0.3%)
DROPERIDOL	0	0	1 (0.3%)
HALOPERIDOL	1 (0.3%)	0	0
LITHIUM	0	0	1 (0.3%)
MAGNOLIA SPP. BARK;PERILLA FRUTESCENS VAR. CRISPA HERB;PINELLIA TERNATA TUBER;PORIA COCOS SCLEROTIUM;ZINGIBER OFFICINALE RHIZOME	0	1 (0.3%)	0
PAROXETINE HYDROCHLORIDE	0	1 (0.3%)	0
PERAZINE DIMALONATE	1 (0.3%)	0	0
PHENAZEPAM	1 (0.3%)	0	0
PROCHLORPERAZINE EDISYLATE	1 (0.3%)	0	0
PROMETHAZINE HYDROCHLORIDE	1 (0.3%)	0	0
PROPRANOLOL HYDROCHLORIDE	0	0	1 (0.3%)
RISPERIDONE	1 (0.3%)	0	0
SCELETIUM TORTUOSUM	0	0	1 (0.3%)
TEMAZEPAM	1 (0.3%)	0	0
VALPROIC ACID	1 (0.3%)	0	0
WITHANIA SOMNIFERA	0	1 (0.3%)	0
ZOPICLONE	0	1 (0.3%)	0
SEX HORMONES AND MODULATORS OF THE GENITAL SYSTEM			
Total number of patients with at least one treatment	2 (0.6%)	10 (3.2%)	8 (2.6%)
Total number of treatments	2	11	8
ESTRADIOL	2 (0.6%)	1 (0.3%)	4 (1.3%)
TESTOSTERONE	0	4 (1.3%)	1 (0.3%)
TESTOSTERONE CIPIONATE	0	1 (0.3%)	1 (0.3%)
3,3'-DIINDOLYLMETHANE	0	1 (0.3%)	0
BORON;CALCIUM;CIMICIFUGA RACEMOSA EXTRACT;FOLIC ACID;GLYCINE MAX EXTRACT;MAGNOLIA OFFICINALIS;NICOTINIC ACID;PYRIDOXINE HYDROCHLORIDE;RIBOFLAVIN;SELENIUM;THIAMINE;TOCOPHEROL;VITAMIN B12 NOS	0	1 (0.3%)	0
ESTROGENS CONJUGATED	0	0	1 (0.3%)
ETONOGESTREL	0	1 (0.3%)	0
LEVONORGESTREL	0	1 (0.3%)	0
MEDROXYPROGESTERONE ACETATE	0	0	1 (0.3%)
PROGESTERONE	0	1 (0.3%)	0
STOMATOLOGICAL PREPARATIONS			
Total number of patients with at least one treatment	173 (54.9%)	186 (59.4%)	157 (50.3%)
Total number of treatments	331	321	267
ACETYLSALICYLIC ACID	115 (36.5%)	138 (44.1%)	113 (36.2%)
SODIUM CHLORIDE	28 (8.9%)	19 (6.1%)	12 (3.8%)
DOXYCYCLINE	13 (4.1%)	17 (5.4%)	10 (3.2%)
LIDOCAINE	11 (3.5%)	9 (2.9%)	6 (1.9%)
METRONIDAZOLE	10 (3.2%)	6 (1.9%)	9 (2.9%)
DEXAMETHASONE	9 (2.9%)	12 (3.8%)	3 (1.0%)
DICLOFENAC	11 (3.5%)	7 (2.2%)	5 (1.6%)
POTASSIUM	5 (1.6%)	6 (1.9%)	9 (2.9%)
OXYGEN	6 (1.9%)	8 (2.6%)	5 (1.6%)
KETOPROFEN	9 (2.9%)	5 (1.6%)	2 (0.6%)
HYDROCORTISONE	5 (1.6%)	4 (1.3%)	3 (1.0%)
NAPROXEN	2 (0.6%)	7 (2.2%)	2 (0.6%)
NYSTATIN	4 (1.3%)	2 (0.6%)	5 (1.6%)
EPINEPHRINE	3 (1.0%)	3 (1.0%)	4 (1.3%)
SODIUM BICARBONATE	4 (1.3%)	2 (0.6%)	4 (1.3%)
TRIAMCINOLONE ACETONIDE	2 (0.6%)	5 (1.6%)	3 (1.0%)
DICLOFENAC SODIUM	3 (1.0%)	3 (1.0%)	3 (1.0%)
ZINC	2 (0.6%)	2 (0.6%)	5 (1.6%)
PREDNISOLONE	3 (1.0%)	2 (0.6%)	3 (1.0%)
TRIAMCINOLONE	5 (1.6%)	2 (0.6%)	1 (0.3%)
DEXAMETHASONE SODIUM PHOSPHATE	2 (0.6%)	4 (1.3%)	1 (0.3%)
TRANEXAMIC ACID	2 (0.6%)	0	5 (1.6%)
POVIDONE-IODINE	2 (0.6%)	0	3 (1.0%)

SUCRALFATE	0	1 (0.3%)	4 (1.3%)
CLOBETASOL PROPIONATE	2 (0.6%)	1 (0.3%)	1 (0.3%)
CLOTRIMAZOLE	3 (1.0%)	1 (0.3%)	0
DOXYCYCLINE HYCLATE	1 (0.3%)	1 (0.3%)	2 (0.6%)
CHLORHEXIDINE	2 (0.6%)	0	1 (0.3%)
DIMETICONE	2 (0.6%)	0	1 (0.3%)
HYALURONATE SODIUM	3 (1.0%)	0	0
MINOCYCLINE HYDROCHLORIDE	1 (0.3%)	0	2 (0.6%)
BENZOCAINE	2 (0.6%)	0	0
CHLORAMPHENICOL	1 (0.3%)	1 (0.3%)	0
CHLORHEXIDINE GLUCONATE	1 (0.3%)	1 (0.3%)	0
ELECTROLYTES NOS	1 (0.3%)	1 (0.3%)	0
MINOCYCLINE	0	1 (0.3%)	1 (0.3%)
OTHER AGENTS FOR LOCAL ORAL TREATMENT	0	2 (0.6%)	0
SODIUM HYPOCHLORITE	2 (0.6%)	0	0
ALOE VERA	0	1 (0.3%)	0
ALTHAEA OFFICINALIS EXTRACT	1 (0.3%)	0	0
AMPHOTERICIN B	1 (0.3%)	0	0
AZULENE	0	1 (0.3%)	0
BENZOCAINE;MENTHOL	1 (0.3%)	0	0
DICLOFENAC EPOLAMINE	1 (0.3%)	0	0
HYALURONIC ACID	0	0	1 (0.3%)
HYDROCORTISONE SODIUM SUCCINATE	0	1 (0.3%)	0
LIDOCAINE HYDROCHLORIDE	1 (0.3%)	0	0
MICONAZOLE	1 (0.3%)	0	0
MICONAZOLE NITRATE	1 (0.3%)	0	0
NEOMYCIN	0	0	1 (0.3%)
NIMESULIDE	0	0	1 (0.3%)
NORFLURANE	1 (0.3%)	0	0
RIFAMYCIN	0	0	1 (0.3%)
SALICYLIC ACID	1 (0.3%)	0	0
SALVIA OFFICINALIS	1 (0.3%)	0	0
SODIUM GUALENATE HYDRATE	0	1 (0.3%)	0
SYZYGIUM AROMATICUM	1 (0.3%)	0	0
TETRACYCLINE HYDROCHLORIDE	0	0	1 (0.3%)
TRAFERMIN	0	1 (0.3%)	0
THROAT PREPARATIONS			
Total number of patients with at least one treatment	63 (20.0%)	47 (15.0%)	49 (15.7%)
Total number of treatments	100	68	66
IBUPROFEN	28 (8.9%)	22 (7.0%)	30 (9.6%)
LIDOCAINE	11 (3.5%)	9 (2.9%)	6 (1.9%)
DICLOFENAC	11 (3.5%)	7 (2.2%)	5 (1.6%)
KETOPROFEN	9 (2.9%)	5 (1.6%)	2 (0.6%)
ANTIBIOTICS	6 (1.9%)	2 (0.6%)	2 (0.6%)
DICLOFENAC SODIUM	3 (1.0%)	3 (1.0%)	3 (1.0%)
POVIDONE-IODINE	2 (0.6%)	0	3 (1.0%)
AMBROXOL HYDROCHLORIDE	3 (1.0%)	0	1 (0.3%)
CHLORHEXIDINE	2 (0.6%)	0	1 (0.3%)
BACITRACIN	0	1 (0.3%)	1 (0.3%)
BENZOCAINE	2 (0.6%)	0	0
CHLORHEXIDINE GLUCONATE	1 (0.3%)	1 (0.3%)	0
AMBROXOL	0	1 (0.3%)	0
AMYLMETACRESOL;DICHLOROBENZYL ALCOHOL	1 (0.3%)	0	0
AZULENE	0	1 (0.3%)	0
BACITRACIN;NEOMYCIN	0	0	1 (0.3%)
BENZOCAINE;MENTHOL	1 (0.3%)	0	0
CHLORQUINALDOL	0	1 (0.3%)	0
HYALURONIC ACID	0	0	1 (0.3%)
LIDOCAINE HYDROCHLORIDE	1 (0.3%)	0	0
NEOMYCIN	0	0	1 (0.3%)
SALVIA OFFICINALIS	1 (0.3%)	0	0
SODIUM GUALENATE HYDRATE	0	1 (0.3%)	0
TETRACYCLINE HYDROCHLORIDE	0	0	1 (0.3%)
THROAT PREPARATIONS	0	0	1 (0.3%)
THYROID THERAPY			
Total number of patients with at least one treatment	44 (14.0%)	36 (11.5%)	40 (12.8%)
Total number of treatments	45	38	43
LEVOTHYROXINE	20 (6.3%)	18 (5.8%)	18 (5.8%)
LEVOTHYROXINE SODIUM	23 (7.3%)	14 (4.5%)	18 (5.8%)
PROPRANOLOL	1 (0.3%)	3 (1.0%)	2 (0.6%)
THIAMAZOLE	0	1 (0.3%)	3 (1.0%)
LEVOTHYROXINE SODIUM;LIOTHYRONINE SODIUM	0	1 (0.3%)	0
LIOTHYRONINE	0	1 (0.3%)	0
PROPRANOLOL HYDROCHLORIDE	0	0	1 (0.3%)
TONICS			
Total number of patients with at least one treatment	13 (4.1%)	13 (4.2%)	12 (3.8%)
Total number of treatments	16	15	13
MINERALS NOS;VITAMINS NOS	8 (2.5%)	4 (1.3%)	4 (1.3%)
CURCUMA LONGA	3 (1.0%)	4 (1.3%)	2 (0.6%)
ALLIUM SATIVUM	1 (0.3%)	2 (0.6%)	3 (1.0%)

DIETARY SUPPLEMENT	1 (0.3%)	2 (0.6%)	2 (0.6%)
HERBAL NOS;MINERALS NOS;VITAMINS NOS	1 (0.3%)	2 (0.6%)	0
AMINO ACIDS NOS;MINERALS NOS;VITAMINS NOS	1 (0.3%)	0	0
CURCUMIN	0	1 (0.3%)	0
MAGNESIUM CITRATE;POTASSIUM CHLORIDE	0	0	1 (0.3%)
TOPICAL PRODUCTS FOR JOINT AND MUSCULAR PAIN			
Total number of patients with at least one treatment	172 (54.6%)	189 (60.4%)	155 (49.7%)
Total number of treatments	256	276	223
ACETYLSALICYLIC ACID	115 (36.5%)	138 (44.1%)	113 (36.2%)
IBUPROFEN	28 (8.9%)	22 (7.0%)	30 (9.6%)
MELOXICAM	11 (3.5%)	16 (5.1%)	13 (4.2%)
FOLIC ACID	5 (1.6%)	18 (5.8%)	5 (1.6%)
DICLOFENAC	11 (3.5%)	7 (2.2%)	5 (1.6%)
LOXOPROFEN SODIUM	7 (2.2%)	7 (2.2%)	6 (1.9%)
NAPROXEN SODIUM	7 (2.2%)	5 (1.6%)	6 (1.9%)
KETOPROFEN	9 (2.9%)	5 (1.6%)	2 (0.6%)
NAPROXEN	2 (0.6%)	7 (2.2%)	2 (0.6%)
DICLOFENAC SODIUM	3 (1.0%)	3 (1.0%)	3 (1.0%)
DEXKETOPROFEN TROMETAMOL	3 (1.0%)	1 (0.3%)	4 (1.3%)
INDOMETACIN	2 (0.6%)	2 (0.6%)	2 (0.6%)
MENTHOL	2 (0.6%)	2 (0.6%)	0
MUCOPOLYSACCHARIDE POLYSULFURIC ACID ESTER	3 (1.0%)	1 (0.3%)	0
HEPARINOID	1 (0.3%)	1 (0.3%)	1 (0.3%)
NICOTINIC ACID	1 (0.3%)	2 (0.6%)	0
TOLPERISONE HYDROCHLORIDE	2 (0.6%)	0	1 (0.3%)
ACECLOFENAC	1 (0.3%)	0	1 (0.3%)
CAPSAICIN	0	2 (0.6%)	0
CHONDROITIN SULFATE SODIUM	1 (0.3%)	1 (0.3%)	0
DEXKETOPROFEN	0	1 (0.3%)	1 (0.3%)
GLUCOSAMINE	1 (0.3%)	1 (0.3%)	0
MAGNESIUM CHLORIDE	0	0	2 (0.6%)
PHOSPHOLIPIDS	0	2 (0.6%)	0
ALUMINIUM ACETOTARTRATE	1 (0.3%)	0	0
ARNICA MONTANA;GLYCOL SALICYLATE;LEVOMENTHOL	1 (0.3%)	0	0
CAMPHOR	1 (0.3%)	0	0
CAMPHOR;CAPSICUM SPP. EXTRACT;METHYL SALICYLATE	0	0	1 (0.3%)
CAMPHOR;EUCALYPTUS GLOBULUS OIL;MENTHOL	0	1 (0.3%)	0
CAMPHOR;MENTHOL;METHYL SALICYLATE	0	0	1 (0.3%)
CHONDROITIN SULFATE;GLUCOSAMINE HYDROCHLORIDE	0	0	1 (0.3%)
CHONDROITIN;GLUCOSAMINE	0	1 (0.3%)	0
DICLOFENAC EPOLAMINE	1 (0.3%)	0	0
DIMETHYL SULFOXIDE	0	1 (0.3%)	0
ETOFENAMATE	1 (0.3%)	0	0
FELBINAC	1 (0.3%)	0	0
FLURBIPROFEN AXETIL	0	1 (0.3%)	0
GLUCOSAMINE HYDROCHLORIDE	0	0	1 (0.3%)
GLUCOSAMINE SULFATE	0	1 (0.3%)	0
GLYCOL SALICYLATE;MENTHOL;TOCOPHERYL ACETATE	0	0	1 (0.3%)
IBUPROFEN PICONOL	0	1 (0.3%)	0
LIDOCAINE;NAPROXEN	0	1 (0.3%)	0
METHYLSULFONYLMETHANE	1 (0.3%)	0	0
NIMESULIDE	0	0	1 (0.3%)
PIROXICAM	1 (0.3%)	0	0
SALICYLIC ACID	1 (0.3%)	0	0
UNCODED			
Total number of patients with at least one treatment	5 (1.6%)	5 (1.6%)	2 (0.6%)
Total number of treatments	6	6	2
SACUBITRIL VALSARTAN SODIUM HYDRATE	5 (1.6%)	4 (1.3%)	2 (0.6%)
PLASMA	0	1 (0.3%)	0
UNSPECIFIED HERBAL AND TRADITIONAL MEDICINE			
Total number of patients with at least one treatment	33 (10.5%)	37 (11.8%)	31 (9.9%)
Total number of treatments	41	52	51
CINNAMOMUM SPP.	3 (1.0%)	4 (1.3%)	6 (1.9%)
SILYBUM MARIANUM	4 (1.3%)	2 (0.6%)	5 (1.6%)
CURCUMA LONGA	3 (1.0%)	4 (1.3%)	2 (0.6%)
ALLIUM SATIVUM	1 (0.3%)	2 (0.6%)	3 (1.0%)
SENNA SPP.	1 (0.3%)	5 (1.6%)	0
GLYCYRRHIZA SPP. ROOT;PAEONIA LACTIFLORA ROOT	2 (0.6%)	1 (0.3%)	2 (0.6%)
KRILL OIL	2 (0.6%)	2 (0.6%)	1 (0.3%)
MALUS SPP. VINEGAR EXTRACT	2 (0.6%)	1 (0.3%)	2 (0.6%)
UNSPECIFIED HERBAL AND TRADITIONAL MEDICINE	3 (1.0%)	2 (0.6%)	0
CANNABIS SATIVA	1 (0.3%)	2 (0.6%)	1 (0.3%)
GINKGO BILOBA EXTRACT	3 (1.0%)	0	1 (0.3%)
HERBAL NOS	0	1 (0.3%)	2 (0.6%)
MONASCUS PURPUREUS	0	0	3 (1.0%)
ASCORBIC ACID;VACCINIUM MACROCARPON	0	1 (0.3%)	1 (0.3%)
GINKGO BILOBA	0	1 (0.3%)	1 (0.3%)
LINUM USITATISSIMUM SEED OIL	1 (0.3%)	0	1 (0.3%)
MOMORDICA CHARANTIA	0	1 (0.3%)	1 (0.3%)
MORINDA CITRIFOLIA	0	0	2 (0.6%)

ACHYRANTHES BIDENTATA ROOT;ACONITUM SPP. PROCESSED ROOT;ALISMA ORIENTALE TUBER;CINNAMOMUM CASSIA BARK;CORNUS OFFICINALIS FRUIT;DIOSCOREA SPP. RHIZOME;PAEONIA X SUFFRUTICOSA ROOT BARK;PLANTAGO ASIATICA SEED;PORIA COCOS SCLEROTIUM;REHMANNIA GLUTINOSA ROOT	0	1 (0.3%)	0
ACONITUM SPP. PROCESSED ROOT;ALISMA ORIENTALE TUBER;CINNAMOMUM CASSIA BARK;CORNUS OFFICINALIS FRUIT;DIOSCOREA SPP. RHIZOME;PAEONIA X SUFFRUTICOSA ROOT BARK;PORIA COCOS SCLEROTIUM;REHMANNIA GLUTINOSA ROOT	0	1 (0.3%)	0
ACORUS CALAMUS;BACOPA MONNIERI;CELASTRUS PANICULATUS;CENTELLA ASIATICA;EVOLVULUS ALSINOIDES;FOENICULUM VULGARE;GLYCYRRHIZA GLABRA;MYRISTICA FRAGRANS;TERMINALIA ARJUNA;WITHANIA SOMNIFERA	0	0	1 (0.3%)
AESCULUS HIPPOCASTANUM EXTRACT	1 (0.3%)	0	0
AGROPYRON SPP.;ALLIUM CEPA;BETULA SPP. LEAF;EQUISETUM SPP. HERB;LEVISTICUM OFFICINALE ROOT;PETROSELINUM CRISPUM ROOT;POLYGONUM AVICULARE HERB;SOLIDAGO SPP. HERB;TRIGONELLA FOENUM-GRAECUM SEED	0	1 (0.3%)	0
AKEBIA SPP. STEM;ANGELICA ACUTILOBA ROOT;ASARUM SPP. ROOT;CINNAMOMUM CASSIA BARK;GLYCYRRHIZA SPP. ROOT;PAEONIA LACTIFLORA ROOT;TETRADIUM RUTICARPUM FRUIT;ZINGIBER OFFICINALE RHIZOME;ZIZIPHUS JUJUBA FRUIT	0	1 (0.3%)	0
ALISMA ORIENTALE TUBER;ATRACTYLODES SPP. RHIZOME;CINNAMOMUM CASSIA BARK;POLYPORUS UMBELLATUS SCLEROTIUM;PORIA COCOS SCLEROTIUM	1 (0.3%)	0	0
ALOE VERA	0	1 (0.3%)	0
ALTHAEA OFFICINALIS EXTRACT	1 (0.3%)	0	0
ASARUM SPP. ROOT;CINNAMOMUM CASSIA BARK;EPHEDRA SPP. HERB;GLYCYRRHIZA SPP. ROOT;PAEONIA LACTIFLORA ROOT;PINELLIA TERNATA TUBER;SCHISANDRA CHINENSIS FRUIT;ZINGIBER OFFICINALE RHIZOME	0	1 (0.3%)	0
BAPTISIA TINCTORIA;ECHINACEA PALLIDA;ECHINACEA PURPUREA;THUJA OCCIDENTALIS	0	0	1 (0.3%)
BETA VULGARIS	0	0	1 (0.3%)
BETULA SPP. LEAF;IRON;LESPEDEZA CAPITATA HERB;VACCINIUM HIRTUM FRUIT;VITAMIN E NOS	0	1 (0.3%)	0
BORON;CALCIUM;CIMICIFUGA RACEMOSA EXTRACT;FOLIC ACID;GLYCINE MAX EXTRACT;MAGNOLIA OFFICINALIS;NICOTINIC ACID;PYRIDOXINE HYDROCHLORIDE;RIBOFLAVIN;SELENIUM;THIAMINE;TOCOPHEROL;VITAMIN B12 NOS	0	1 (0.3%)	0
BRASSICA OLERACEA	1 (0.3%)	0	0
CAMPHOR;EUCALYPTUS GLOBULUS OIL;MENTHOL	0	1 (0.3%)	0
CETRARIA ISLANDICA;EUCALYPTUS GLOBULUS;FOENICULUM VULGARE;ILLICIUM VERUM;PIMPINELLA ANISUM;SAPONARIA OFFICINALIS;THYMUS VULGARIS EXTRACT;TUSSILAGO FARFARA	0	1 (0.3%)	0
CHOLINE;CICHORIUM INTYBUS;CURCUMA LONGA;CYNARA CARDUNCULUS;ILEX PARAGUARIENSIS;ORNITHINE ASPARTATE	0	1 (0.3%)	0
CINNAMOMUM BURMANNI	0	0	1 (0.3%)
CINNAMOMUM VERUM BARK	1 (0.3%)	0	0
CYNARA CARDUNCULUS EXTRACT	0	0	1 (0.3%)
ECHINACEA ANGUSTIFOLIA ROOT;ECHINACEA PURPUREA	0	0	1 (0.3%)
ELWENDIA PERSICA OIL	0	1 (0.3%)	0
EUPHRASIA OFFICINALIS	1 (0.3%)	0	0
FOENICULUM VULGARE	1 (0.3%)	0	0
GARCINIA GUMMI-GUTTA	0	1 (0.3%)	0
GENTIANA LUTEA ROOT;PRIMULA SPP. FLOWER;RUMEX SPP. HERB;SAMBUCUS NIGRA FLOWER;VERBENA OFFICINALIS HERB	1 (0.3%)	0	0
GLYCYRRHIZA GLABRA ROOT	0	0	1 (0.3%)
GYMNEMA SYLVESTRE	0	0	1 (0.3%)
HEDERA HELIX EXTRACT	0	1 (0.3%)	0
HERBAL REMEDIES FOR GYNECOLOGICAL DISORDERS, OTHER	0	1 (0.3%)	0
JUNIPERUS SPP.	0	0	1 (0.3%)
LINUM USITATISSIMUM SEED	1 (0.3%)	0	0
MAGNOLIA SPP. BARK;PERILLA FRUTESCENS VAR. CRISPA HERB;PINELLIA TERNATA TUBER;PORIA COCOS SCLEROTIUM;ZINGIBER OFFICINALE RHIZOME	0	1 (0.3%)	0
OENOTHERA BIENNIS OIL	0	0	1 (0.3%)
OLEA EUROPAEA LEAF	0	0	1 (0.3%)
PLANTAGO OVATA	1 (0.3%)	0	0
PLANTAGO PSYLLIUM	0	1 (0.3%)	0
PLANTAGO SPP.	0	0	1 (0.3%)
POLYGALA SENEGA	0	1 (0.3%)	0
RAPHANUS RAPHANISTRUM SUBSP. SATIVUS EXTRACT	0	1 (0.3%)	0
SALVIA OFFICINALIS	1 (0.3%)	0	0
SCELETIUM TORTUOSUM	0	0	1 (0.3%)
SENNA SPP. EXTRACT	0	1 (0.3%)	0
SERENOA REPENS	0	0	1 (0.3%)
SWERTIA SPP.	1 (0.3%)	0	0
SYZYGIUM AROMATICUM	1 (0.3%)	0	0
VACCINIUM MYRTILLUS	1 (0.3%)	0	0
VACCINIUM MYRTILLUS FRUIT	0	0	1 (0.3%)
WITHANIA SOMNIFERA	0	1 (0.3%)	0
UROLOGICALS			
Total number of patients with at least one treatment	68 (21.6%)	77 (24.6%)	63 (20.2%)
Total number of treatments	109	100	93
TAMSULOSIN	8 (2.5%)	14 (4.5%)	11 (3.5%)
LIDOCAINE	11 (3.5%)	9 (2.9%)	6 (1.9%)
TAMSULOSIN HYDROCHLORIDE	5 (1.6%)	10 (3.2%)	11 (3.5%)
DOXAZOSIN MESILATE	9 (2.9%)	10 (3.2%)	4 (1.3%)
DOXAZOSIN	7 (2.2%)	1 (0.3%)	8 (2.6%)
DULOXETINE HYDROCHLORIDE	7 (2.2%)	5 (1.6%)	4 (1.3%)
FINASTERIDE	3 (1.0%)	4 (1.3%)	6 (1.9%)
DULOXETINE	6 (1.9%)	3 (1.0%)	2 (0.6%)
MAGNESIUM HYDROXIDE	2 (0.6%)	5 (1.6%)	4 (1.3%)
AMITRIPTYLINE	3 (1.0%)	2 (0.6%)	5 (1.6%)
SODIUM BICARBONATE	4 (1.3%)	2 (0.6%)	4 (1.3%)
SILDENAFIL CITRATE	3 (1.0%)	3 (1.0%)	1 (0.3%)
MAGNESIUM CITRATE	2 (0.6%)	1 (0.3%)	2 (0.6%)
SILDENAFIL	3 (1.0%)	2 (0.6%)	0

TADALAFIL	1 (0.3%)	3 (1.0%)	1 (0.3%)
DUTASTERIDE	3 (1.0%)	1 (0.3%)	0
MIRABEGRON	1 (0.3%)	2 (0.6%)	1 (0.3%)
PRAZOSIN	0	4 (1.3%)	0
AMITRIPTYLINE HYDROCHLORIDE	1 (0.3%)	2 (0.6%)	0
CALCIUM CHLORIDE	2 (0.6%)	1 (0.3%)	0
HYALURONATE SODIUM	3 (1.0%)	0	0
SILODOSIN	0	1 (0.3%)	2 (0.6%)
TERAZOSIN	0	1 (0.3%)	2 (0.6%)
ALPROSTADIL ALFADEX	0	2 (0.6%)	0
BENZOCAINE	2 (0.6%)	0	0
CHONDROITIN SULFATE SODIUM	1 (0.3%)	1 (0.3%)	0
DUTASTERIDE;TAMSULOSIN HYDROCHLORIDE	0	0	2 (0.6%)
OXYBUTYNIN	0	1 (0.3%)	1 (0.3%)
OXYBUTYNIN HYDROCHLORIDE	1 (0.3%)	1 (0.3%)	0
PRAZOSIN HYDROCHLORIDE	1 (0.3%)	0	1 (0.3%)
SOLIFENACIN SUCCINATE	2 (0.6%)	0	0
ACHYRANTHES BIDENTATA ROOT;ACONITUM SPP. PROCESSED ROOT;ALISMA ORIENTALE TUBER;CINNAMOMUM CASSIA BARK;CORNUS OFFICINALIS FRUIT;DIOSCOREA SPP. RHIZOME;PAEONIA X SUFFRUTICOSA ROOT BARK;PLANTAGO ASIATICA SEED;PORIA COCOS SCLEROTIUM;REHMANNIA GLUTINOSA ROOT	0	1 (0.3%)	0
ACONITUM SPP. PROCESSED ROOT;ALISMA ORIENTALE TUBER;CINNAMOMUM CASSIA BARK;CORNUS OFFICINALIS FRUIT;DIOSCOREA SPP. RHIZOME;PAEONIA X SUFFRUTICOSA ROOT BARK;PORIA COCOS SCLEROTIUM;REHMANNIA GLUTINOSA ROOT	0	1 (0.3%)	0
ALFUZOSIN HYDROCHLORIDE	0	0	1 (0.3%)
ANETHOLE;BORNEOL;CAMPHENE;CINEOLE;FENCHONE;PINENE	1 (0.3%)	0	0
CLOMIPRAMINE	0	1 (0.3%)	0
COLLAGEN	0	1 (0.3%)	0
DARIFENACIN	0	0	1 (0.3%)
DICLOFENAC SODIUM;PHENAZOPYRIDINE HYDROCHLORIDE	0	0	1 (0.3%)
DIMETHYL SULFOXIDE	0	1 (0.3%)	0
ESSENTIAL OILS NOS	0	0	1 (0.3%)
HYALURONIC ACID	0	0	1 (0.3%)
IMIPRAMINE	1 (0.3%)	0	0
LIDOCAINE HYDROCHLORIDE	1 (0.3%)	0	0
OTHER UROLOGICALS	1 (0.3%)	0	0
PAPAVERINE HYDROCHLORIDE	1 (0.3%)	0	0
PENTOSAN POLYSULFATE SODIUM	1 (0.3%)	0	0
PHENAZOPYRIDINE	1 (0.3%)	0	0
PHENAZOPYRIDINE HYDROCHLORIDE	0	0	1 (0.3%)
POTASSIUM CITRATE;SODIUM CITRATE	0	0	1 (0.3%)
SERENOA REPENS	0	0	1 (0.3%)
SODIUM CITRATE	0	0	1 (0.3%)
SOLIFENACIN	0	0	1 (0.3%)
TOLTERODINE	0	0	1 (0.3%)
TOLTERODINE L-TARTRATE	0	0	1 (0.3%)
TROSPIUM CHLORIDE	0	0	1 (0.3%)
VARDENAFIL HYDROCHLORIDE	1 (0.3%)	0	0
VIBEGRON	0	0	1 (0.3%)
WITHANIA SOMNIFERA	0	1 (0.3%)	0
VACCINES			
Total number of patients with at least one treatment	89 (28.3%)	83 (26.5%)	88 (28.2%)
Total number of treatments	161	146	154
TOZINAMERAN	43 (13.7%)	39 (12.5%)	31 (9.9%)
INFLUENZA VACCINE	27 (8.6%)	18 (5.8%)	22 (7.1%)
COVID-19 VACCINE MRNA (MRNA 1273)	11 (3.5%)	10 (3.2%)	14 (4.5%)
COVID-19 VACCINE	7 (2.2%)	5 (1.6%)	6 (1.9%)
COVID-19 VACCINE NRVV AD (CHADOX1 NCOV-19)	2 (0.6%)	5 (1.6%)	10 (3.2%)
JNJ 78436735	1 (0.3%)	6 (1.9%)	2 (0.6%)
PNEUMOCOCCAL VACCINE	3 (1.0%)	0	4 (1.3%)
INFLUENZA VACCINE INACT SAG 3V	3 (1.0%)	0	3 (1.0%)
INFLUENZA VACCINE INACT SPLIT 4V	0	1 (0.3%)	4 (1.3%)
PNEUMOCOCCAL VACCINE POLYSACCH 23V	1 (0.3%)	2 (0.6%)	2 (0.6%)
VARICELLA ZOSTER VACCINE RGE (CHO)	3 (1.0%)	0	1 (0.3%)
INFLUENZA VACCINE INACT SPLIT 3V	1 (0.3%)	1 (0.3%)	1 (0.3%)
VARICELLA ZOSTER VACCINE	1 (0.3%)	1 (0.3%)	1 (0.3%)
COVID-19 VACCINE INACT (VERO) HB02	1 (0.3%)	1 (0.3%)	0
COVID-19 VACCINE NRVV AD26 (GAM-COVID-VAC)	1 (0.3%)	1 (0.3%)	0
INFLUENZA VACCINE INACT SAG 4V	1 (0.3%)	0	1 (0.3%)
INFLUENZA VACCINE INACT WHOLE 3V	2 (0.6%)	0	0
PNEUMOCOCCAL VACCINE CONJ 13V (CRM197)	2 (0.6%)	0	0
PNEUMOCOCCAL VACCINE CONJ 7V (CRM197)	1 (0.3%)	0	1 (0.3%)
TETANUS VACCINE	0	1 (0.3%)	1 (0.3%)
COVID-19 VACCINE INACT (VERO) CZ02	0	1 (0.3%)	0
DIPHTHERIA VACCINE TOXOID;PERTUSSIS VACCINE ACELLULAR;TETANUS VACCINE TOXOID	1 (0.3%)	0	0
DIPHTHERIA VACCINE TOXOID;TETANUS VACCINE TOXOID	1 (0.3%)	0	0
DIPHTHERIA VACCINE;TETANUS VACCINE	0	1 (0.3%)	0
TETANUS VACCINE TOXOID	0	0	1 (0.3%)
VARICELLA ZOSTER VACCINE LIVE (OKA/MERCK)	0	1 (0.3%)	0
VASOPROTECTIVES			
Total number of patients with at least one treatment	77 (24.4%)	78 (24.9%)	64 (20.5%)
Total number of treatments	141	125	86

GLYCERYL TRINITRATE	13 (4.1%)	17 (5.4%)	10 (3.2%)
HEPARIN	10 (3.2%)	8 (2.6%)	8 (2.6%)
LIDOCAINE	11 (3.5%)	9 (2.9%)	6 (1.9%)
DEXAMETHASONE	9 (2.9%)	12 (3.8%)	3 (1.0%)
NIFEDIPINE	8 (2.5%)	7 (2.2%)	5 (1.6%)
ASCORBIC ACID;RUTOSIDE	5 (1.6%)	5 (1.6%)	4 (1.3%)
CALCIUM DOBESILATE	6 (1.9%)	2 (0.6%)	4 (1.3%)
HYDROCORTISONE	5 (1.6%)	4 (1.3%)	3 (1.0%)
DILTIAZEM HYDROCHLORIDE	1 (0.3%)	5 (1.6%)	5 (1.6%)
ANTIBIOTICS	6 (1.9%)	2 (0.6%)	2 (0.6%)
DILTIAZEM	4 (1.3%)	2 (0.6%)	4 (1.3%)
TRIAMCINOLONE ACETONIDE	2 (0.6%)	5 (1.6%)	3 (1.0%)
HEPARIN SODIUM	5 (1.6%)	2 (0.6%)	2 (0.6%)
ZINC	2 (0.6%)	2 (0.6%)	5 (1.6%)
PREDNISOLONE	3 (1.0%)	2 (0.6%)	3 (1.0%)
TRIAMCINOLONE	5 (1.6%)	2 (0.6%)	1 (0.3%)
DEXAMETHASONE SODIUM PHOSPHATE	2 (0.6%)	4 (1.3%)	1 (0.3%)
ISOSORBIDE DINITRATE	2 (0.6%)	2 (0.6%)	3 (1.0%)
BETAMETHASONE BUTYRATE PROPIONATE	1 (0.3%)	3 (1.0%)	0
MUCOPOLYSACCHARIDE POLYSULFURIC ACID ESTER	3 (1.0%)	1 (0.3%)	0
ASCORBIC ACID;HESPERIDIN METHYL CHALCONE;RUSCUS ACULEATUS	2 (0.6%)	0	1 (0.3%)
HEPARINOID	1 (0.3%)	1 (0.3%)	1 (0.3%)
HYALURONATE SODIUM	3 (1.0%)	0	0
PHENYLEPHRINE	0	3 (1.0%)	0
TROXERUTIN	1 (0.3%)	1 (0.3%)	1 (0.3%)
ZINC SULFATE	1 (0.3%)	2 (0.6%)	0
BENZOCAINE	2 (0.6%)	0	0
DIOSMIN	0	1 (0.3%)	1 (0.3%)
GLUCOSE;SODIUM CHLORIDE	1 (0.3%)	1 (0.3%)	0
AESCULUS HIPPOCASTANUM EXTRACT	1 (0.3%)	0	0
AKEBIA SPP. STEM;ANGELICA ACUTILOBA ROOT;BIANCAEA SAPPAN HEARTWOOD;CARTHAMUS TINCTORIUS FLOWER;CITRUS AURANTIUM PEEL;CITRUS SPP. UNRIPE FRUIT;GLYCYRRHIZA SPP. ROOT;MAGNOLIA SPP. BARK;RHEUM SPP. RHIZOME;SODIUM SULFATE ANHYDROUS	0	1 (0.3%)	0
ALUMINIUM ACETOTARTRATE	1 (0.3%)	0	0
BETAMETHASONE DIPROPIONATE	0	1 (0.3%)	0
BETAMETHASONE VALERATE	1 (0.3%)	0	0
BIOFLAVONOIDS NOS	0	1 (0.3%)	0
ESCHERICHIA COLI;HYDROCORTISONE	1 (0.3%)	0	0
GLYCEROL;PHENYLEPHRINE HYDROCHLORIDE;PRAMOCAINE HYDROCHLORIDE;WHITE SOFT PARAFFIN	0	0	1 (0.3%)
HEPARIN CALCIUM	1 (0.3%)	0	0
HIRUDIN	1 (0.3%)	0	0
HYALURONIC ACID	0	0	1 (0.3%)
HYDROCORTISONE SODIUM SUCCINATE	0	1 (0.3%)	0
LIDOCAINE HYDROCHLORIDE	1 (0.3%)	0	0
LIDOCAINE;TRIBENOSIDE	0	1 (0.3%)	0
OLEA EUROPAEA LEAF	0	0	1 (0.3%)
OTHER AGENTS FOR TREATMENT OF HEMORRHOIDS AND ANAL FISSURES FOR TOPICAL USE	0	0	1 (0.3%)
OXETACAINE	1 (0.3%)	0	0
PENTOSAN POLYSULFATE SODIUM	1 (0.3%)	0	0
PRAMOCAINE HYDROCHLORIDE	0	1 (0.3%)	0
VITAMINS			
Total number of patients with at least one treatment	99 (31.4%)	98 (31.3%)	98 (31.4%)
Total number of treatments	154	156	157
COLECALCIFEROL	23 (7.3%)	39 (12.5%)	36 (11.5%)
VITAMINS NOS	31 (9.8%)	17 (5.4%)	23 (7.4%)
ASCORBIC ACID	21 (6.7%)	15 (4.8%)	16 (5.1%)
VITAMIN D NOS	18 (5.7%)	14 (4.5%)	16 (5.1%)
ERGOCALCIFEROL	6 (1.9%)	7 (2.2%)	6 (1.9%)
VITAMIN B COMPLEX	2 (0.6%)	7 (2.2%)	8 (2.6%)
MINERALS NOS;VITAMINS NOS	8 (2.5%)	4 (1.3%)	4 (1.3%)
CALCITRIOL	4 (1.3%)	3 (1.0%)	7 (2.2%)
BIOTIN	3 (1.0%)	6 (1.9%)	4 (1.3%)
VITAMIN B NOS	2 (0.6%)	4 (1.3%)	5 (1.6%)
VITAMIN E NOS	2 (0.6%)	2 (0.6%)	5 (1.6%)
CYANOCOBALAMIN;PYRIDOXINE HYDROCHLORIDE;THIAMINE HYDROCHLORIDE	2 (0.6%)	3 (1.0%)	1 (0.3%)
THIAMINE	0	5 (1.6%)	0
VITAMIN B-COMPLEX, OTHER COMBINATIONS	2 (0.6%)	2 (0.6%)	1 (0.3%)
ALFACALCIDOL	1 (0.3%)	2 (0.6%)	1 (0.3%)
CALCIFEDIOL	3 (1.0%)	1 (0.3%)	0
PYRIDOXINE HYDROCHLORIDE	1 (0.3%)	2 (0.6%)	1 (0.3%)
RETINOL	0	3 (1.0%)	1 (0.3%)
BENFOTIAMINE	2 (0.6%)	0	1 (0.3%)
CYANOCOBALAMIN;LIDOCAINE HYDROCHLORIDE;PYRIDOXINE HYDROCHLORIDE;THIAMINE HYDROCHLORIDE	1 (0.3%)	0	2 (0.6%)
HERBAL NOS;MINERALS NOS;VITAMINS NOS	1 (0.3%)	2 (0.6%)	0
NICOTINIC ACID	1 (0.3%)	2 (0.6%)	0
AMINO ACIDS NOS;HERBAL NOS;MINERALS NOS;VITAMINS NOS	0	1 (0.3%)	1 (0.3%)
ASCORBIC ACID;FOLIC ACID;VITAMIN B COMPLEX	2 (0.6%)	0	0
ASCORBIC ACID;VACCINIUM MACROCARPON	0	1 (0.3%)	1 (0.3%)
MINERALS NOS;VITAMINS NOS;XANTOFYL	1 (0.3%)	1 (0.3%)	0
AMINO ACIDS NOS;MINERALS NOS;VITAMINS NOS	1 (0.3%)	0	0
AMINOBENZOIC ACID	0	1 (0.3%)	0

ASCORBIC ACID;BETACAROTENE;BIOTIN;BORON;CALCIUM;CALCIUM PANTOTHENATE;CHLORIDE;CHROMIUM;COLECALCIFEROL;COPPER;CYANOCOBALAMIN;FOLIC ACID;IODINE;IRON;LYCOPENE;MAGNESIUM;MANGANESE;MOLYBDENUM;NICKEL;NICOTINAMIDE;PHOSPHORUS;POTASSIUM;PYRIDOXINE HYDROCHLORIDE;RETINOL;RIBOFLAVIN;SELENIUM;SILICON DIOXIDE;THIAMINE;TIN;TOCOPHERYL ACETATE;VANADIUM;VITAMIN K NOS;ZINC	0	1 (0.3%)	0
ASCORBIC ACID;BETACAROTENE;BIOTIN;CALCIUM;CHLORIDE;CHROMIUM;COPPER;FOLIC ACID;IODINE;LYCOPENE;MAGNESIUM;MANGANESE;MOLYBDENUM;NICKEL;NICOTINIC ACID;PANTOTHENIC ACID;PHOSPHORUS;POTASSIUM;PYRIDOXINE HYDROCHLORIDE;RIBOFLAVIN;SELENIUM;SILICON;THIAMINE;VANADIUM;VITAMIN B12 NOS;VITAMIN D NOS;VITAMIN E NOS;VITAMIN K NOS;XANTOFYL;ZINC	1 (0.3%)	0	0
ASCORBIC ACID;BETACAROTENE;CALCIUM CARBONATE;CALCIUM PANTOTHENATE;CALCIUM SILICATE;CELLULOSE MICROCRYSTALLINE;COLECALCIFEROL;CROSCARMELLOSE SODIUM;CYANOCOBALAMIN;DEXTRIN;DL-ALPHA TOCOPHERYL ACETATE;FERROUS FUMARATE;FOLIC ACID;GELATIN;GLUCOSE;HYPROMELLOSE;LECITHIN;MACROGOL;MAGNESIUM OXIDE;MAGNESIUM STEARATE;NICOTINAMIDE;PYRIDOXINE HYDROCHLORIDE;RETINOL ACETATE;RIBOFLAVIN;SENEGALIA SENEGAL;	1 (0.3%)	0	0
ASCORBIC ACID;BETACAROTENE;CALCIUM;CHROMIC CHLORIDE;COLECALCIFEROL;CYANOCOBALAMIN;DL-ALPHA TOCOPHERYL ACETATE;FERROUS FUMARATE;FOLIC ACID;MAGNESIUM OXIDE;MANGANESE;NICOTINIC ACID;PANAX GINSENG ROOT;PANTOTHENIC ACID;POTASSIUM IODIDE;POTASSIUM SULFATE;PYRIDOXINE;RIBOFLAVIN;SELENIUM;SILYBUM MARIANUM DRY FRUIT;THIAMINE;ZINC	0	1 (0.3%)	0
ASCORBIC ACID;BETACAROTENE;CUPRIC OXIDE;TOCOPHERYL ACETATE;ZINC OXIDE	0	1 (0.3%)	0
ASCORBIC ACID;BIOTIN;CALCIUM PANTOTHENATE;CYANOCOBALAMIN;FOLIC ACID;NICOTINAMIDE;PYRIDOXINE HYDROCHLORIDE;RIBOFLAVIN;THIAMINE HYDROCHLORIDE	0	0	1 (0.3%)
ASCORBIC ACID;BIOTIN;COLECALCIFEROL;CYANOCOBALAMIN;FOLIC ACID;NICOTINIC ACID;PANTOTHENIC ACID;PYRIDOXINE HYDROCHLORIDE;RIBOFLAVIN;THIAMINE	0	0	1 (0.3%)
ASCORBIC ACID;CALCIUM PANTOTHENATE;CALCIUM PHOSPHATE;COLECALCIFEROL;COPPER SULFATE;CYANOCOBALAMIN;DL-ALPHA TOCOPHERYL ACETATE;FERROUS FUMARATE;FOLIC ACID;MANGANESE SULFATE;NICOTINAMIDE;POTASSIUM IODIDE;PYRIDOXINE HYDROCHLORIDE;RETINOL ACETATE;RIBOFLAVIN;THIAMINE MONONITRATE;ZINC SULFATE	0	0	1 (0.3%)
ASCORBIC ACID;CHROMIUM PICOLINATE;FOLIC ACID;SELENIUM;THIOCTIC ACID;TOCOPHEROL;XANTOFYL	0	0	1 (0.3%)
ASCORBIC ACID;CHROMIUM;COPPER;CYANOCOBALAMIN;FOLIC ACID;IODINE;MAGNESIUM;MANGANESE;MOLYBDENUM;NICOTINIC ACID;PANTOTHENIC ACID;POTASSIUM;PYRIDOXINE HYDROCHLORIDE;RETINOL;RIBOFLAVIN;SELENIUM;THIAMINE;TOCOPHEROL;VITAMIN D NOS;ZINC	0	0	1 (0.3%)
ASCORBIC ACID;VITAMIN B COMPLEX	1 (0.3%)	0	0
BETACAROTENE	1 (0.3%)	0	0
BIOTIN;CYANOCOBALAMIN;INOSITOL;NICOTINAMIDE;OROTIC ACID;PYRIDOXINE HYDROCHLORIDE;RIBOFLAVIN;RUTOSIDE;THIAMINE MONONITRATE;THIOCTIC ACID;TOCOPHERYL ACETATE	1 (0.3%)	0	0
CALCIFEDIOL MONOHYDRATE	1 (0.3%)	0	0
FOLIC ACID;MINERALS NOS;VITAMINS NOS	0	0	1 (0.3%)
MAGNESIUM CITRATE;PYRIDOXINE HYDROCHLORIDE	0	1 (0.3%)	0
MAGNESIUM LACTATE;PYRIDOXINE HYDROCHLORIDE	0	0	1 (0.3%)
MAGNESIUM;PYRIDOXINE HYDROCHLORIDE	0	0	1 (0.3%)
PANGAMIC ACID	0	0	1 (0.3%)
PANTETHINE	1 (0.3%)	0	0
PANTOTHENIC ACID	0	1 (0.3%)	0
PROBIOTICS NOS;VITAMINS NOS	0	0	1 (0.3%)
PYRIDOXINE	0	1 (0.3%)	0
PYRIDOXINE HYDROCHLORIDE;THIAMINE HYDROCHLORIDE	0	0	1 (0.3%)
PYRIDOXINE HYDROCHLORIDE;THIOCTIC ACID;VITAMIN B1 NOS;VITAMIN B12 NOS	0	1 (0.3%)	0
SELENIUM;THIOCTIC ACID;VITAMIN E NOS	0	0	1 (0.3%)
THIAMINE DISULFIDE	0	1 (0.3%)	0
THIAMINE HYDROCHLORIDE	0	1 (0.3%)	0
VITAMINS, OTHER COMBINATIONS	0	0	1 (0.3%)

Treatments are coded using the WHO Drug Global B3 Format dictionary Version September 1, 2020.
Treatments can appear under multiple classes.
Multiple uses of a specific medication for a patient were counted once in the frequency for the medication. Likewise, multiple uses within a specific medication class for a patient were counted once in the frequency for the medication class.
For frequency counts in the "total number of treatments", multiple uses of the same treatment for a patient were counted separately.
Clinical cut-off: YOSEMITE 01NOV2021 and RHINE 28OCT2021

Program: root/clinical_studies/RO6867461/CDT70122/share/ACE_pool_DME_Base/prod/program/t_cm.sas
Output: root/clinical_studies/RO6867461/CDT70122/share/ACE_pool_DME_CSR_Final/prod/output/t_cm_CONC_NOCUL_YOSEMITE_IT_OCTNOV2021_DME.xls
15JUL2022 10:43